

Activities Report for the Quarter Ended 30 September 2024

# Drilling set to commence at Coogee Gold Project in WA's Eastern Goldfields

With a recent project resource update and identification of new drilling targets, drilling is set to commence in December quarter 2024

## Highlights

- **Substantial resource upgrade at the brownfields Coogee Gold Project in WA**
- **Compelling new targets identified at Coogee; Preparation for RC drilling underway**
- **Accomplished gold executive Andrew Rich joins Board**
- **Capital raising of \$2m completed for priority Coogee work programs**

Javelin Minerals Limited (ASX: JAV) is pleased to report on its activities for the quarter ended 30 September 2024.

### Coogee Gold Project Update – 158% increase in Coogee Mineral Resource Estimate

*Coogee Gold Project, Eastern Goldfields, Western Australia*

During the quarter, the Company's focus was primarily on its Coogee Gold Project. The project is located in the Eastern Goldfields of WA, 20km northeast of Kambalda and 55km south of Kalgoorlie on the north side of Lake Lefroy. The project is situated in a highly fertile greenstone belt with numerous gold deposits and abundant gold occurrences nearby. The Coogee, Salt Creek, Daisy-Milano and Lucky Bay gold deposits, as well as the major St Ives gold camp, are particularly relevant to exploration of the project.

During the September quarter, Javelin announced an increase in the Coogee Resource to 3.65Mt @ 1.08 g/t Au totalling 126,685 ounces of gold and 1.01Mt at 0.41% Cu, containing 4,133t of copper metal. This represented an increase of approximately 158% from the 2022 Coogee Resource. The previous resource estimate was reported above 0.5ppm cut-off for open cut resources above 210 mRL (90m below surface). The current estimation has included the gold and copper mineralisation extending down to 75 mRL (225m below surface).

Odessa Resources Pty Ltd (Perth) independently produced the MRE by using Leapfrog Edge software to produce wireframes of the various mineralised lode systems and block grade estimation using an ordinary kriging interpolation. Top cuts were applied to individual lodes as necessary to limit the effect of high-grade outliers. The MRE has been classified as Indicated & Inferred with a 0.5 g/t gold cut-off.

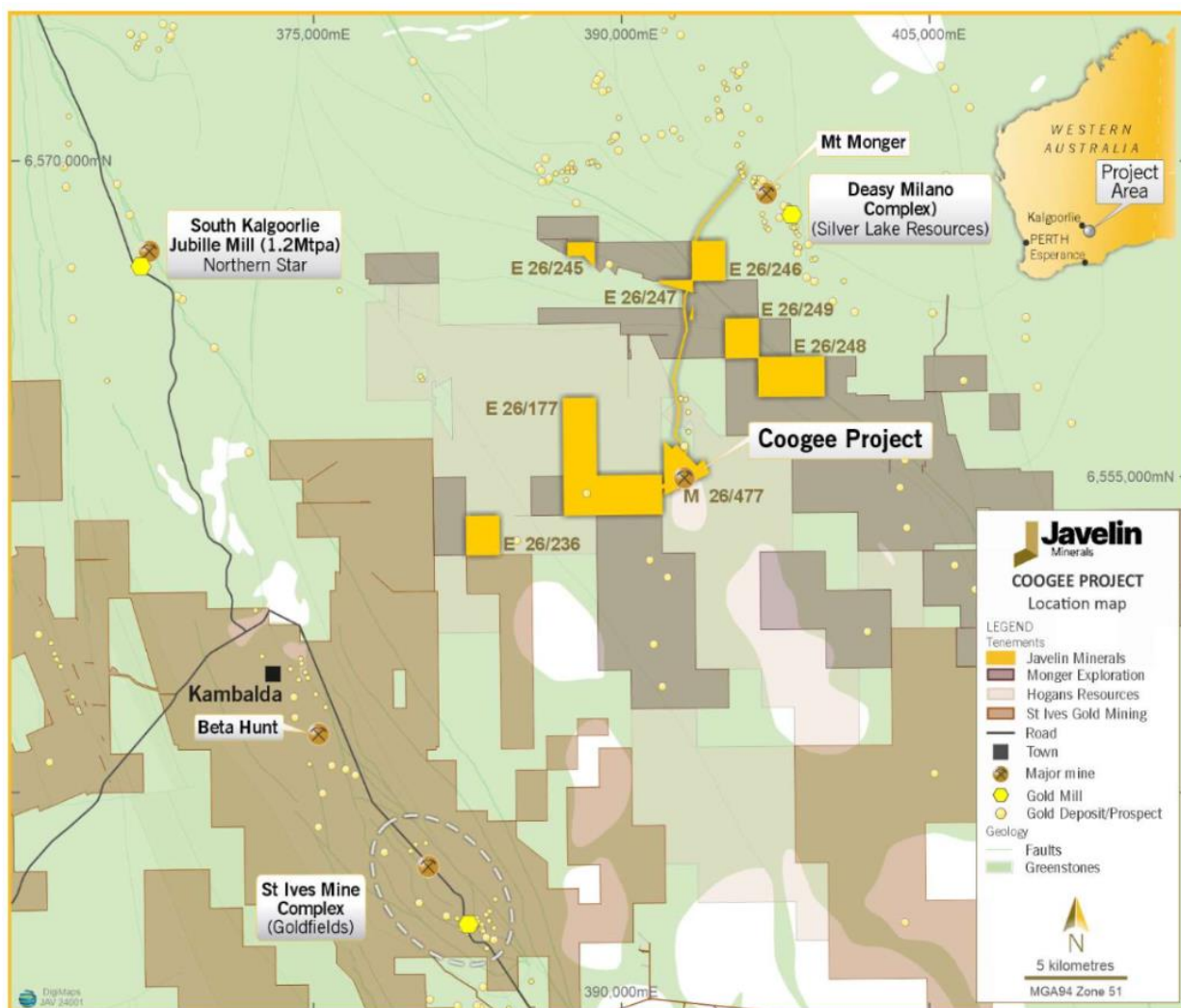


Figure 1 – Location Map showing the Coogee Project area with nearby mills and major infrastructure

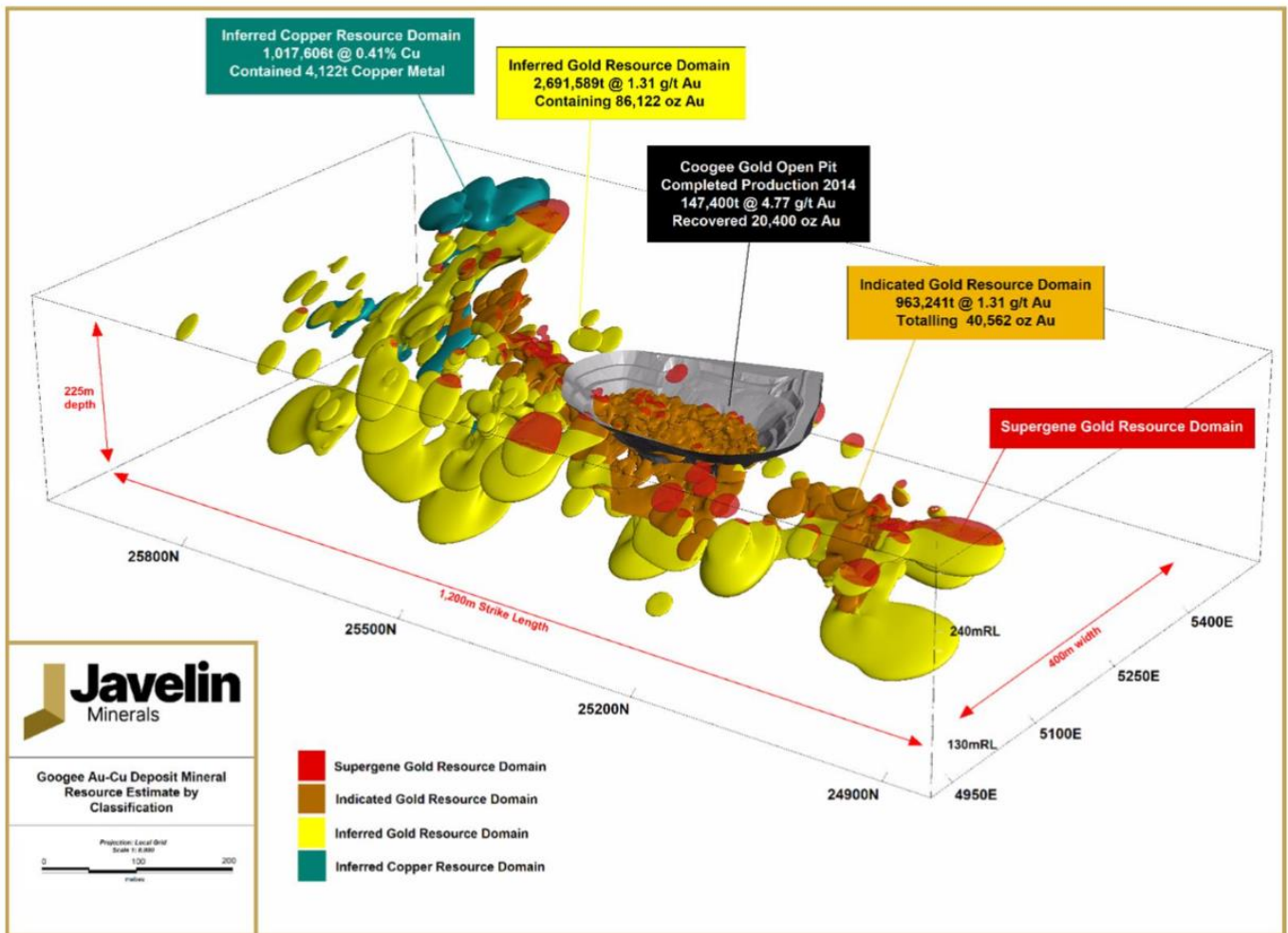


Figure 2 – Oblique 3D Image of Coogee Au-Cu Deposit outlining the Resource Estimation by Classification

Table 1: Coogee Gold Deposit Mineral Resource Estimate by Classification as of July 2024  
(at a 0.5 g/t Au cut-off)

Classification	Weathering Zone	Volume m <sup>3</sup>	Density g/cm <sup>3</sup>	Tonnage T	Grade g/t Au	Contained Metal ounces Au
Indicated	Supergene	7,531	2.10	15,816	1.17	593
	Primary	350,898	2.70	947,426	1.31	39,969
Inferred	Supergene	11,715	2.10	24,601	0.56	445
	Primary	987,773	2.70	2,666,988	1.00	85,677
Total	Supergene	19,246	2.10	40,417	0.80	1,038
	Fresh	1,338,672	2.70	3,614,414	1.08	125,647
Total		1,357,918	2.69	3,654,831	1.08	126,685

**Table 2: Coogee Copper Zone Mineral Resource Estimate by Classification as of July 2024**  
(at a >2,000 ppm Cu cut-off)

Classification	Weathering Zone	Volume m <sup>2</sup>	Density g/cm <sup>2</sup>	Tonnage T	Grade g/t Au	Contained Metal ounces Au
Inferred	Primary within Gold Domain	122,358	2.7	330,366	5.546	1,832
Inferred	Supergene	129,402	2.1	271,745	3,619	983
Inferred	Primary without Gold Domain	153,887	2.7	415,494	3,144	1,306
<b>Total</b>		<b>405,647</b>		<b>1,017,606</b>	<b>4,103</b>	<b>4,122</b>

**Table 3: Coogee Au Mineral Resource Estimate by Classification of Block Id as of July 2024**  
(at a 0.5 g/t Au cut-off)

Mineralised Block ID	Classification	Volume m <sup>2</sup>	Density g/cm <sup>2</sup>	Tonnage t	Grade g/t Au	Contained Metal ounces Au
Northern	Indicated	185,074	2.68	495,969	1.14	18,190
	Inferred	913,813	2.69	2,461,114	0.98	77,846
	Total	1,098,887	2.69	2,957,084	1.01	96,036
Central (under pit)	Indicated	99,695	2.70	268,881	1.36	11,735
	Inferred	32,918	2.70	88,879	1.09	3,106
	Total	132,613	2.70	357,759	1.29	14,841
Southern	Indicated	73,660	2.69	198,391	1.67	10,637
	Inferred	52,758	2.68	141,596	1.14	5,171
	Total	126,418	2.69	339,988	1.45	15,808
Northern`	Indicated	185,074	2.68	495,969	1.14	18,190
	Inferred	913,813	2.69	2,461,114	0.98	77,846
	Total	1,098,887	2.69	2,957,084	1.01	96,036



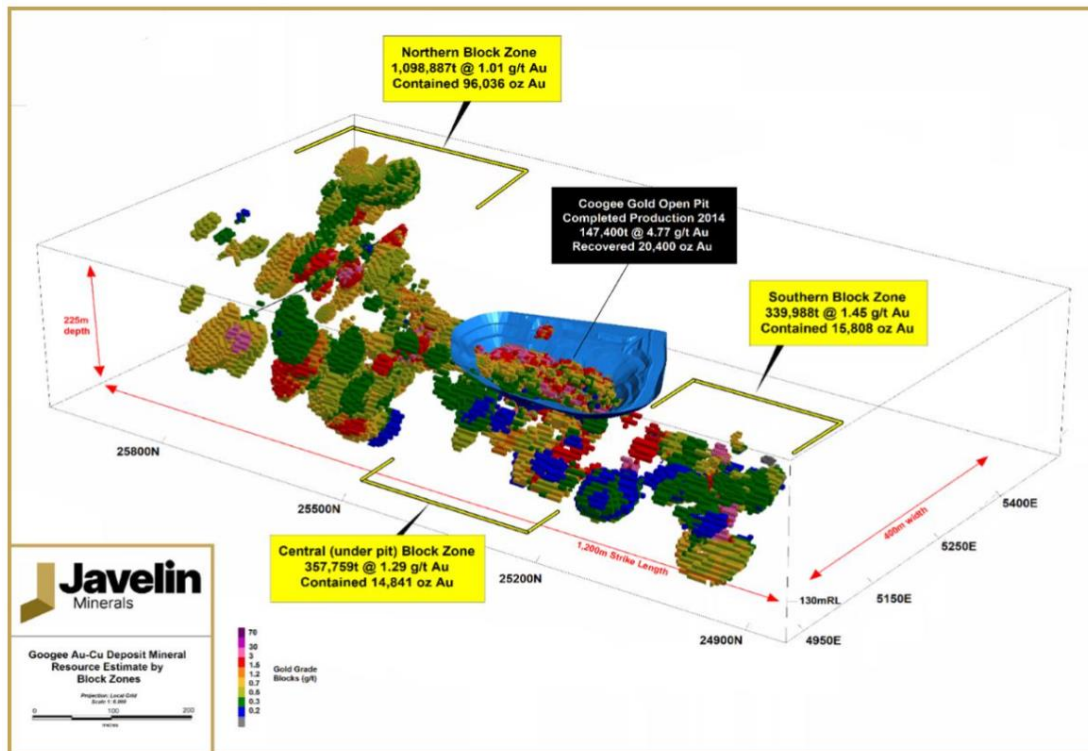


Figure 3 – Oblique 3D Image of Coogee Au-Cu Deposit outlining the Dimensions & Grade of Mineralised Block Models

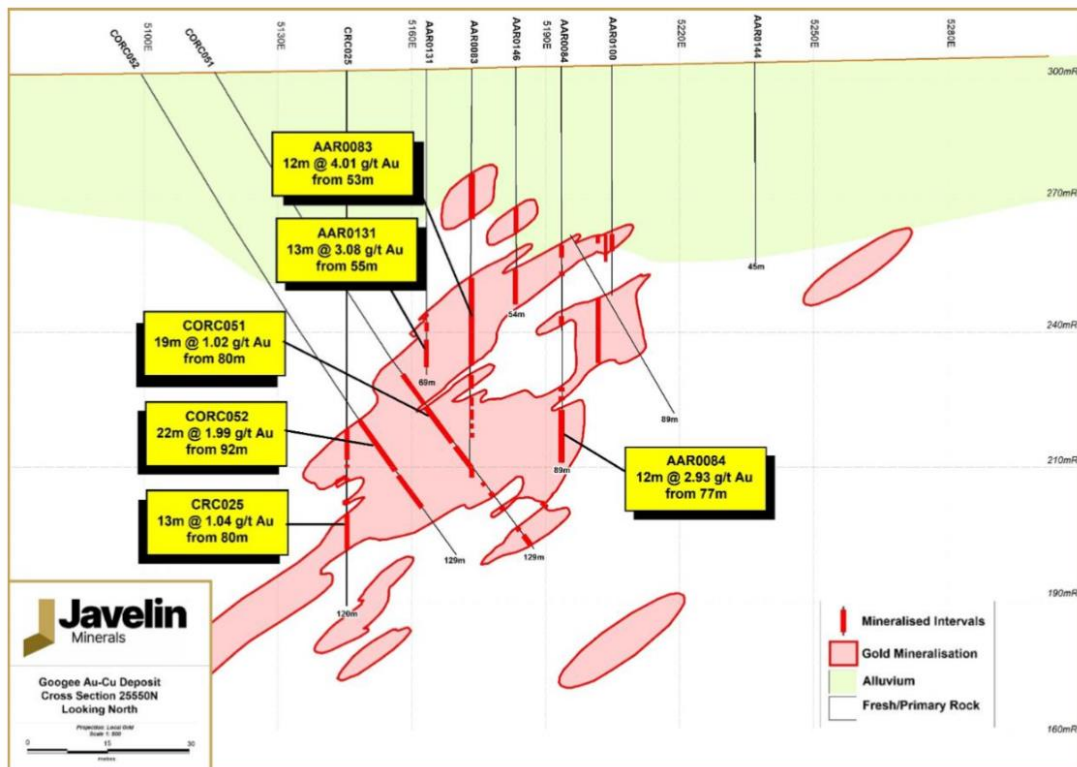


Figure 4 – Cross Section 25550N highlighting Gold Mineralisation Zones

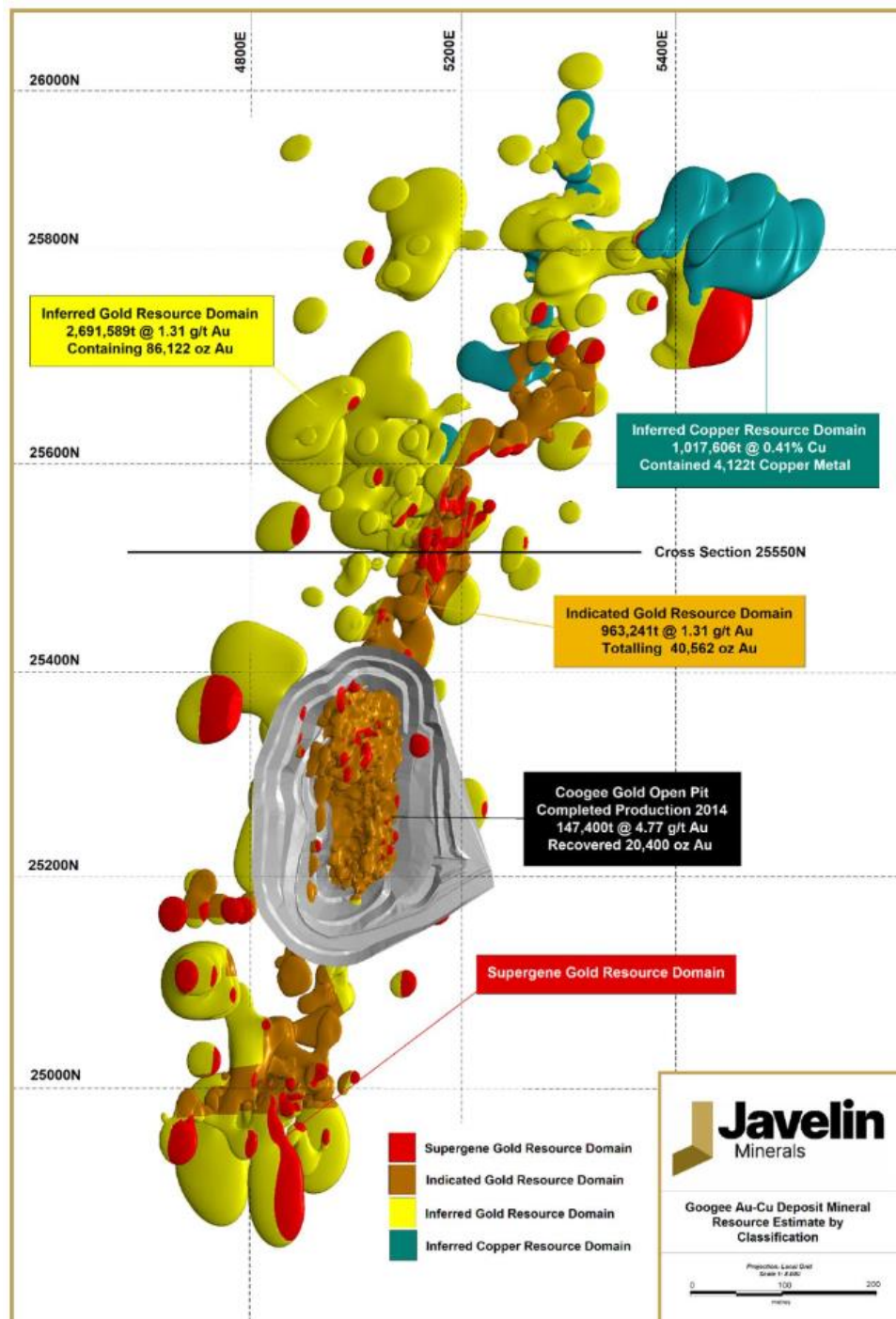


Figure 5 – Plan View of Coogee Au-Cu Deposit outlining MRE by Classification

## Compelling Untested Gold-Copper Drill Targets at Coogee Project

Using the Department of Mines, Industry, Regulation and Safety (DMIRS) online systems which provides records of previous geophysical surveys and exploration activities, the Company identified that the project area had been subject to a number of high resolution airborne geophysical surveys. The Company compiled, merged and processed open file aeromagnetic data to highlight and better define controlling structures including shears, faults and lithological variations.

Javelin engaged Core Geophysics ("Core Geo") to compile all historical open file geophysical activity (includes gravity, magnetics, EM, IP and DHEM surveys) related directly to the Coogee Gold Project. The new targets were identified as part of an extensive review of the geophysical data commissioned by Javelin's new Board and undertaken by independent geological consultants and the Javelin technical management team.

Following these initial findings, the Company prioritised the key exploration targets for drilling based on the magnetic/gravity geophysics and the known identification of historic geochemical and drilling data, in order to generate and prioritise these new key drill targets.

The Company has engaged OmniGeoX Pty Ltd, led by Peter Langworthy, as independent technical consultant to review all the existing project drilling and geophysical data and plan a systematic exploration drilling program to commence in November on the priority targets.

In September 2024, the Company advised the Program of Works was submitted to the DMIRS and was subsequently approved. Post quarter end, Javelin announced that it has reached a drill-for-equity agreement with highly regarded Kalgoorlie based drilling contractor Topdrill and the first phase of the drilling program is now scheduled to commence in November 2024, as set out in the ASX release of 21<sup>st</sup> October 2024.

Drilling will focus on seven high priority targets below the Coogee Deposit and the surrounding untested geophysical anomalies. All drill holes are planned to test the gold-copper mineralisation along strike of the Coogee Deposit and to follow-up on anomalous gold mineralisation delineated through previous Aircore and RC drilling. The planned drill depth varies from 100m to 350m.

Based on detailed review of the available open file WAMEX and MAGIX datasets, a total of seven geophysical targets within M26/477 were defined over anomalous geophysical responses for follow up investigation, to be tested by various drilling methods.

Target ID	Easting	Northing	Commodity	Target Type	Comment
CG-01	393131	6555577	Au-Cu	TMI	Down dip potential of Coogee North mineralisation
CG-02	392969	6555553	Au-Cu	TMI	Magnetic model under Coogee North mineralisation
CG-03	392569	6555133	Au-Cu	TMI & Au Drill Geochem	Coogee Northwest magnetic anomaly coinciding with 23m @ 0.38 g/t Au
CG-04	393008	6554860	Au	TMI	Coogee South magnetic anomaly coinciding with 1m @ 1.33 g/t Au
Drillhole COAC0118	392185	6554806	Au	TMI & Gold Drill Geochem	Untested TMI coinciding with proximal around 4m @ 0.87 g/t Au
Drillhole COAC0107	392258	6554448	Au	Gold Drill Geochem	Follow-up drilling proximal 4m @ 2.76 g/t Au
Coogee Mined Pit	393251	6555133	Au	Gold Drill Geochem	Extensive gold mineralisation surrounding Coogee Au Resource

Mineral Lease 26/477 has undergone extensive drilling since discovery of the Coogee Gold deposit in the mid-1990's. The most recent work has targeted Cu-Au mineralisation at Coogee North, defining two trends (Main and Eastern). The mineralised trends appear open to the north-west with postulation of a "large gold-copper" system at depth.



CG-01 target magnetic anomaly is located 300m north of the mined Coogee Gold Pit and lies directly below the main gold-copper mineralisation delineated through RC and diamond drilling. Commencing at a depth of 175m below surface, this zone has not been drilled tested. The re-processing of the magnetic data (using a high magnetic susceptibility cut-off) the geometry of the magnetic model known as CG-01 Coogee North closely follows the intersection of high-grade copper indicating potential mineralisation dipping to the west at depth. This would suggest continuation of the copper-gold mineralisation down dip along this horizon.

CG-03 target magnetic anomaly is located 750m west of the mined Coogee Gold Pit. Drillhole CORC016 intersected **23m at 0.38 g/t Au** from 42m in associated quartz stock work and stringers with magnetite alteration (*Ramelius Resources Ltd. DMIRS Open File Report A107374*). This is associated with a magnetic trend open to the northwest and does not appear to have been effectively followed up and is recommended for further work. other untested areas include areas around Drillholes CORC001 and COAC0107.

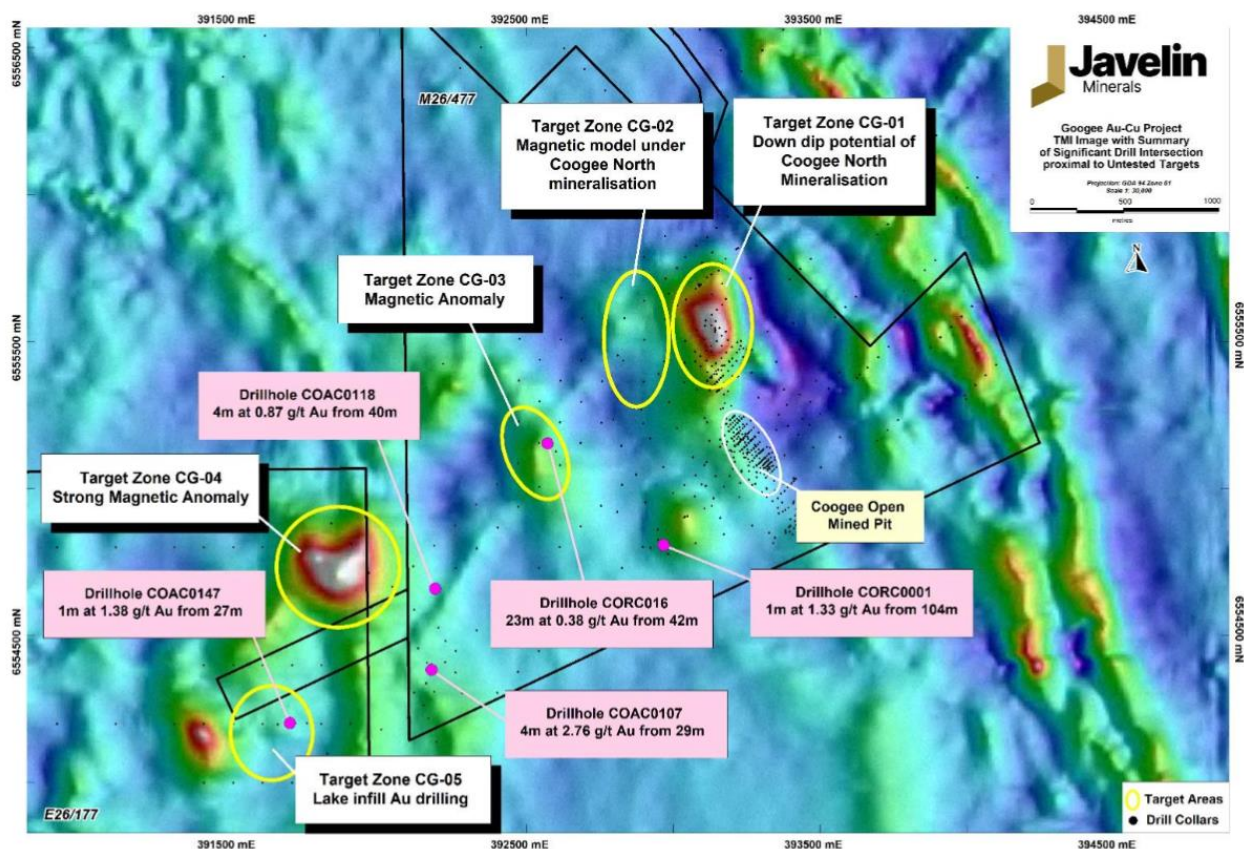


Figure 6 – M26/477 & E26/177 magnetic image with targets and significant drill intersections



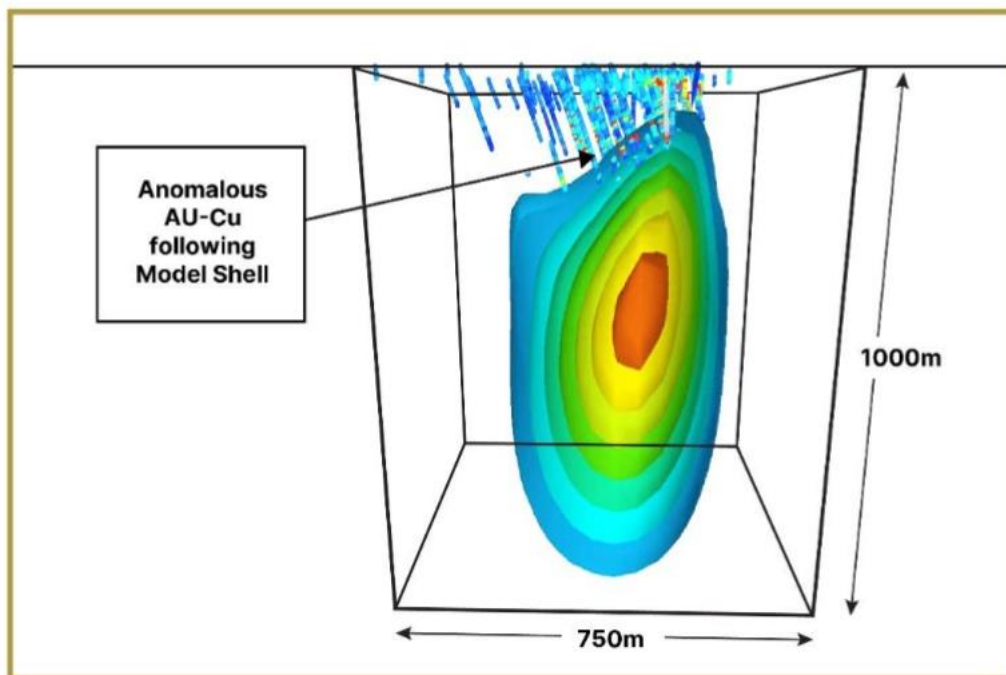


Figure 7 – Coogee North CG-01 Target 3D magnetic inversion sliced through 6555580N looking north

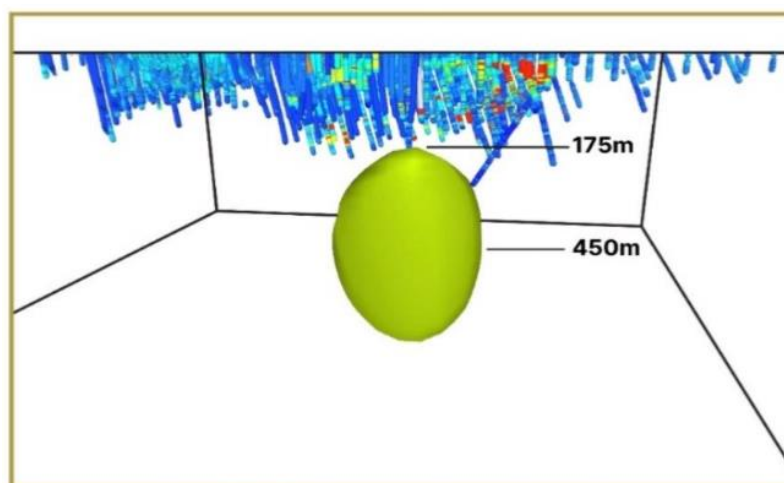


Figure 8 – CG-01 Coogee North 3D magnetic high cut deep inversion model looking west

## Corporate

### July \$2m Capital Raising

On 25 July 2024, Javelin announced the completion and conclusion of a capital raising, exceeding \$2 million (before costs) following approval by Shareholders at the Company's General Meeting held on 23 July 2024. The shares issued are as follows:

- 425,000,000 fully paid ordinary shares (Shares) to raise \$425,000, together with 425,000,000 free attaching Listed Options (JAVOA), pursuant to Tranche 2 of the placement announced on 3 June 2024 (Placement) (including 25,000,000 Shares and 25,000,000 Listing Options to Executive Chairman, Brett Mitchell (or his nominee));

- 325,000,000 Listed Options (JAVOA) free attaching to Shares issued pursuant to Tranche 1 of the Placement;
- 75,000,000 Shares to raise \$75,000 and 37,500,000 free attaching Listed Options (JAVOA) to Executive Chairman, Brett Mitchell (or his nominee) pursuant to the shortfall offer in the Company's Non-Renounceable pro-Rata Entitlement Offer (Entitlement Offer); and
- 400,000,000 Performance Rights to Executive Chairman, Brett Mitchell.

The Company also received binding commitments from sophisticated and professional investors to raise a further \$100,000 pursuant to a placement of Shares at an issue price of \$0.001 per Share (being the same price as the Placement and Entitlement Offer) (Further Placement). There were no other fees paid in connection with the Further Placement.

Participants in the Further Placement also received one free attaching listed option (JAVOA, exercisable at \$0.002 each, on or before 31 December 2028) for every two Shares subscribed for and issued (Options).

#### *Board Appointment*

Andrew Rich was appointed as Non-Executive Director on 6 August 2024. Mr Rich has 14 years of experience as a mining engineer and mine manager across gold and nickel projects in Australia. He has successfully led the delivery of three underground gold mining projects through construction and into production including Paddy's Flat (Westgold Resources Ltd), Shannon Underground (Ramelius Resources Ltd) and the Second Fortune Gold Project (Brightstar Resources Ltd).

#### **Exploration and rent expenditure by project location during the quarter (ASX Listing Rule 5.3.1)**

Western Australia	\$163,632
New South Wales	\$nil
<b>Total</b>	<b>\$163,632</b>

#### **Mining Production and Development (ASX Listing Rule 5.3.2)**

There were no substantive mining production and development activities during the quarter.

#### **Payments to related parties of the entity and their associates during the quarter (ASX Listing Rule 5.3.5)**

During the quarter, there were \$107,300 paid to related parties for director and consulting fees.

#### **The mining tenement interests acquired or relinquished during the quarter and their location**

Not applicable.

This ASX announcement has been authorised for release by the Board of Javelin Minerals Limited.

-ENDS-

For further information, please contact:

Brett Mitchell  
Executive Chairman  
Javelin Minerals Limited  
[info@javelinminerals.com.au](mailto:info@javelinminerals.com.au)

Paul Armstrong  
Investor Relations Consultant  
Read Corporate  
[paul@readcorporate.com.au](mailto:paul@readcorporate.com.au)

#### ***Forward-Looking Statements***

*This news release contains “forward-looking information” within the meaning of applicable securities laws. Generally, any statements that are not historical facts may contain forward-looking information, and forward-looking information can be identified by the use of forward-looking terminology such as “plans”, “expects” or “does not expect”, “is expected”, “budget” “scheduled”, “estimates”, “forecasts”, “intends”, “anticipates” or “does not anticipate”, or “believes”, or variations of such words and phrases or indicates that certain actions, events or results “may”, “could”, “would”, “might” or “will be” taken, “occur” or “be achieved.” Forward-looking information is based on certain factors and assumptions management believes to be reasonable at the time such statements are made, including but not limited to, continued exploration activities, commodity prices, the estimation of initial and sustaining capital requirements, the estimation of labour costs, the estimation of mineral reserves and resources, assumptions with respect to currency fluctuations, the timing and amount of future exploration and development expenditures, receipt of required regulatory approvals, the availability of necessary financing for the project, permitting and such other assumptions and factors as set out herein.*

*Forward-looking information is subject to known and unknown risks, uncertainties and other factors that may cause the actual results, level of activity, performance or achievements of the Company to be materially different from those expressed or implied by such forward-looking information, including but not limited to: risks related to changes in commodity prices; sources and cost of power and water for the Project; the estimation of initial capital requirements; the lack of historical operations; the estimation of labour costs; general global markets and economic conditions; risks associated with exploration of mineral deposits; the estimation of initial targeted mineral resource tonnage and grade for the project; risks associated with uninsurable risks arising during the course of exploration; risks associated with currency fluctuations; environmental risks; competition faced in securing experienced personnel; access to adequate infrastructure to support exploration activities; risks associated with changes in the mining regulatory regime governing the Company and the Project; completion of the environmental assessment process; risks related to regulatory and permitting delays; risks related to potential conflicts of interest; the reliance on key personnel; financing, capitalisation and liquidity risks including the risk that the financing necessary to fund continued exploration and development activities at the project may not be available on satisfactory terms, or at all; the risk of potential dilution through the issuance of additional common shares of the Company; the risk of litigation.*

*Although the Company has attempted to identify important factors that cause results not to be as anticipated, estimated or intended, there can be no assurance that such forward-looking information will prove to be accurate, as actual results and future events could differ materially from those anticipated in such information. Accordingly, readers should not place undue reliance on forward-looking information. Forward looking information is made as of the date of this announcement and the Company does not undertake to update or revise any forward-looking information this is included herein, except in accordance with applicable securities laws.*

## Summary of tenements held as at 30 September 2024

Tenement Id	Project Name	Status	Location	Interest held as at 31 Dec 2023	Interest acquired/diposed of	Interest held as at 31 March 2024
E26/0177	Coogee	LIVE	WA	100%	-	100%
E26/0236	Coogee	LIVE	WA	100%	-	100%
E26/0245	Coogee	LIVE	WA	100%	-	100%
E26/0246	Coogee	LIVE	WA	100%	-	100%
E26/0247	Coogee	LIVE	WA	100%	-	100%
L26/0264	Coogee	LIVE	WA	100%	-	100%
L26/0265	Coogee	LIVE	WA	100%	-	100%
M26/0477	Coogee	LIVE	WA	100%	-	100%
E29/1023	Mt Ida	LIVE	WA	100%	-	100%
E29/1024	Mt Ida	LIVE	WA	100%	-	100%
E29/1095	Mt Ida	LIVE	WA	100%	-	100%
E29/1134	Mt Ida	LIVE	WA	100%	-	100%
E29/1135	Mt Ida	LIVE	WA	100%	-	100%
E29/1136	Mt Ida	LIVE	WA	100%	-	100%
E29/1137	Mt Ida	LIVE	WA	100%	-	100%
E29/1185	Mt Ida	LIVE	WA	-	100%	100%
E29/1186	Mt Ida	LIVE	WA	100%	-	100%
E29/1187	Mt Ida	LIVE	WA	100%	-	100%
E29/1188	Mt Ida	LIVE	WA	100%	-	100%
E29/1189	Mt Ida	LIVE	WA	100%	-	100%
E29/1190	Mt Ida	LIVE	WA	100%	-	100%
E30/0550	Mt Ida	LIVE	WA	100%	-	100%
E36/1019	Mt Ida	LIVE	WA	100%	-	100%
E36/1033	Mt Ida	LIVE	WA	100%	-	100%
E36/1045	Mt Ida	LIVE	WA	-	100%	100%
E36/1075	Mt Ida	LIVE	WA	100%	-	100%
E37/1490	Mt Ida	LIVE	WA	-	100%	100%
E37/1520	Mt Ida	LIVE	WA	100%	-	100%
E80/4901	Boneparte	LIVE	WA	100%	-	100%
E80/5119	Boneparte	LIVE	WA	100%	-	100%
E80/5644	Boneparte	LIVE	WA	100%	-	100%
E80/5759	Boneparte	LIVE	WA	100%	-	100%
E80/5760	Boneparte	LIVE	WA	100%	-	100%
EL 8666	Husky	LIVE	NSW	100%	-	100%
EL 8667	Malamute	LIVE	NSW	100%	-	100%



### Applications Pending

Tenement ID	Project Name	Status	Location
E26/0248	Coogee	PENDING	WA
E26/0249	Coogee	PENDING	WA
E26/0257	Coogee	PENDING	WA
E26/0258	Coogee	PENDING	WA
E29/1237	Mt Ida	PENDING	WA
E29/1250	Mt Ida	PENDING	WA

### Withdrawn Applications

Tenement ID	Project Name	Status	Location
E15/1891	Coogee	WITHDRAWN	WA
E15/1815	Coogee	WITHDRAWN	WA
E15/1938	Coogee	WITHDRAWN	WA
E26/0256	Coogee	WITHDRAWN	WA

## Appendix 5B

### Mining exploration entity or oil and gas exploration entity quarterly cash flow report

Name of entity

Javelin Minerals Limited and its Controlled Entities

ABN

39 151 900 855

Quarter ended ("current quarter")

30 September 2024

Consolidated statement of cash flows		Current quarter \$A'000	Year to date (3 months) \$A'000
<b>1.</b>	<b>Cash flows from operating activities</b>		
1.1	Receipts from customers	-	-
1.2	Payments for		
	(a) exploration & evaluation	-	-
	(b) development	-	-
	(c) production	-	-
	(d) staff costs	(71)	(71)
	(e) administration and corporate costs	(334)	(334)
1.3	Dividends received (see note 3)	-	-
1.4	Interest received	10	10
1.5	Interest and other costs of finance paid	-	-
1.6	Income taxes paid	-	-
1.7	Government grants and tax incentives	-	-
1.8	Other (provide details if material)	28	28
<b>1.9</b>	<b>Net cash from / (used in) operating activities</b>	<b>(367)</b>	<b>(367)</b>
<b>2.</b>	<b>Cash flows from investing activities</b>		
2.1	Payments to acquire or for:		
	(a) entities	-	-
	(b) tenements	-	-
	(c) property, plant and equipment	(6)	(6)
	(d) exploration & evaluation	(164)	(164)
	(e) investments	-	-
	(f) other non-current assets	-	-

<b>Consolidated statement of cash flows</b>		<b>Current quarter \$A'000</b>	<b>Year to date (3 months) \$A'000</b>
2.2	Proceeds from the disposal of:		
	(a) entities	-	-
	(b) tenements	-	-
	(c) property, plant and equipment	-	-
	(d) investments	-	-
	(e) other non-current assets	-	-
2.3	Cash flows from loans to other entities	-	-
2.4	Dividends received (see note 3)	-	-
2.5	Other (provide details if material)	-	-
<b>2.6</b>	<b>Net cash from / (used in) investing activities</b>	<b>(170)</b>	<b>(170)</b>

<b>3.</b>	<b>Cash flows from financing activities</b>		
3.1	Proceeds from issues of equity securities (excluding convertible debt securities)	1,754	1,754
3.2	Proceeds from issue of convertible debt securities	-	-
3.3	Proceeds from exercise of options	-	-
3.4	Transaction costs related to issues of equity securities or convertible debt securities	(134)	(134)
3.5	Proceeds from borrowings	-	-
3.6	Repayment of borrowings	-	-
3.7	Transaction costs related to loans and borrowings	-	-
3.8	Dividends paid	-	-
3.9	Other (provide details if material)	-	-
<b>3.10</b>	<b>Net cash from / (used in) financing activities</b>	<b>1,620</b>	<b>1,620</b>

<b>4.</b>	<b>Net increase / (decrease) in cash and cash equivalents for the period</b>		
4.1	Cash and cash equivalents at beginning of period	663	663
4.2	Net cash from / (used in) operating activities (item 1.9 above)	(367)	(367)
4.3	Net cash from / (used in) investing activities (item 2.6 above)	(170)	(170)
4.4	Net cash from / (used in) financing activities (item 3.10 above)	1,620	1,620

## Mining exploration entity or oil and gas exploration entity quarterly cash flow report

Consolidated statement of cash flows		Current quarter \$A'000	Year to date (3 months) \$A'000
4.5	Effect of movement in exchange rates on cash held	-	-
4.6	<b>Cash and cash equivalents at end of period</b>	<b>1,746</b>	<b>1,746</b>

5.	Reconciliation of cash and cash equivalents at the end of the quarter (as shown in the consolidated statement of cash flows) to the related items in the accounts	Current quarter \$A'000	Previous quarter \$A'000
5.1	Bank balances	1,746	663
5.2	Call deposits	-	-
5.3	Bank overdrafts	-	-
5.4	Other (provide details)	-	-
5.5	<b>Cash and cash equivalents at end of quarter (should equal item 4.6 above)</b>	<b>1,746</b>	<b>663</b>

6.	Payments to related parties of the entity and their associates	Current quarter \$A'000
6.1	Aggregate amount of payments to related parties and their associates included in item 1	88
6.2	Aggregate amount of payments to related parties and their associates included in item 2	20

*Note: if any amounts are shown in items 6.1 or 6.2, your quarterly activity report must include a description of, and an explanation for, such payments.*



## Mining exploration entity or oil and gas exploration entity quarterly cash flow report

<b>7.</b>	<b>Financing facilities</b> <i>Note: the term "facility" includes all forms of financing arrangements available to the entity. Add notes as necessary for an understanding of the sources of finance available to the entity.</i>	<b>Total facility amount at quarter end \$A'000</b>	<b>Amount drawn at quarter end \$A'000</b>
7.1	Loan facilities	-	-
7.2	Credit standby arrangements	-	-
7.3	Other (please specify)	-	-
7.4	<b>Total financing facilities</b>	-	-
7.5	<b>Unused financing facilities available at quarter end</b>		-
7.6	Include in the box below a description of each facility above, including the lender, interest rate, maturity date and whether it is secured or unsecured. If any additional financing facilities have been entered into or are proposed to be entered into after quarter end, include a note providing details of those facilities as well.		

<b>8.</b>	<b>Estimated cash available for future operating activities</b>	<b>\$A'000</b>
8.1	Net cash from / (used in) operating activities (item 1.9)	(367)
8.2	(Payments for exploration & evaluation classified as investing activities) (item 2.1(d))	(164)
8.3	Total relevant outgoings (item 8.1 + item 8.2)	(531)
8.4	Cash and cash equivalents at quarter end (item 4.6)	1,746
8.5	Unused finance facilities available at quarter end (item 7.5)	-
8.6	Total available funding (item 8.4 + item 8.5)	1,746
8.7	<b>Estimated quarters of funding available (item 8.6 divided by item 8.3)</b>	3.29
<i>Note: if the entity has reported positive relevant outgoings (ie a net cash inflow) in item 8.3, answer item 8.7 as "N/A". Otherwise, a figure for the estimated quarters of funding available must be included in item 8.7.</i>		
8.8	If item 8.7 is less than 2 quarters, please provide answers to the following questions:	
8.8.1	Does the entity expect that it will continue to have the current level of net operating cash flows for the time being and, if not, why not?	
	Answer: N/A	
8.8.2	Has the entity taken any steps, or does it propose to take any steps, to raise further cash to fund its operations and, if so, what are those steps and how likely does it believe that they will be successful?	
	Answer: N/A	
8.8.3	Does the entity expect to be able to continue its operations and to meet its business objectives and, if so, on what basis?	
	Answer: N/A	
<i>Note: where item 8.7 is less than 2 quarters, all of questions 8.8.1, 8.8.2 and 8.8.3 above must be answered.</i>		

## **Compliance statement**

- 1 This statement has been prepared in accordance with accounting standards and policies which comply with Listing Rule 19.11A.
- 2 This statement gives a true and fair view of the matters disclosed.

Date: 22 October 2024

Authorised by the Board of Javelin Minerals Limited.

## **Notes**

1. This quarterly cash flow report and the accompanying activity report provide a basis for informing the market about the entity's activities for the past quarter, how they have been financed and the effect this has had on its cash position. An entity that wishes to disclose additional information over and above the minimum required under the Listing Rules is encouraged to do so.
2. If this quarterly cash flow report has been prepared in accordance with Australian Accounting Standards, the definitions in, and provisions of, *AASB 6: Exploration for and Evaluation of Mineral Resources* and *AASB 107: Statement of Cash Flows* apply to this report. If this quarterly cash flow report has been prepared in accordance with other accounting standards agreed by ASX pursuant to Listing Rule 19.11A, the corresponding equivalent standards apply to this report.
3. Dividends received may be classified either as cash flows from operating activities or cash flows from investing activities, depending on the accounting policy of the entity.
4. If this report has been authorised for release to the market by your board of directors, you can insert here: "By the board". If it has been authorised for release to the market by a committee of your board of directors, you can insert here: "By the [name of board committee – eg Audit and Risk Committee]". If it has been authorised for release to the market by a disclosure committee, you can insert here: "By the Disclosure Committee".
5. If this report has been authorised for release to the market by your board of directors and you wish to hold yourself out as complying with recommendation 4.2 of the ASX Corporate Governance Council's *Corporate Governance Principles and Recommendations*, the board should have received a declaration from its CEO and CFO that, in their opinion, the financial records of the entity have been properly maintained, that this report complies with the appropriate accounting standards and gives a true and fair view of the cash flows of the entity, and that their opinion has been formed on the basis of a sound system of risk management and internal control which is operating effectively.