

# Mining Exploration Entity Quarterly Activities Report and Appendix 5B

March Quarter 2025

ASX: WEC | OTC: WECFF  
whiteenergyco.com



White Energy Company Limited is a global business harnessing emerging technologies to enhance the efficiency of energy production and discovery of minerals vital for a decarbonised future through two business divisions, **coal technology** and **mining exploration**

## INNOVATION. EXPLORATION.

### Highlights

- Entitlement Offer raises \$3.7 million (net)
- First Earn-in milestone achieved for a 51% interest in the Specimen Hill Project's tenements and notice given to farmor
- Review and interpretation of sampling programs in conjunction with results of geological mapping over the Specimen Hill Project undertaken
- Finalisation of drilling results at Coronation prospect is complete, enhancing the prospectivity of the area and basement geology
- Ongoing analysis of large scale ionic sampling program conducted on the Tindal project in 2024 as an extension to the 2023 sampling program
- White Energy is assisting its joint venture partner, Proterra, in the promotion and development of Binderless Coal Briquetting ("BCB") technology in South Africa, including assisting with the development of a small commercial scale demonstration BCB plant

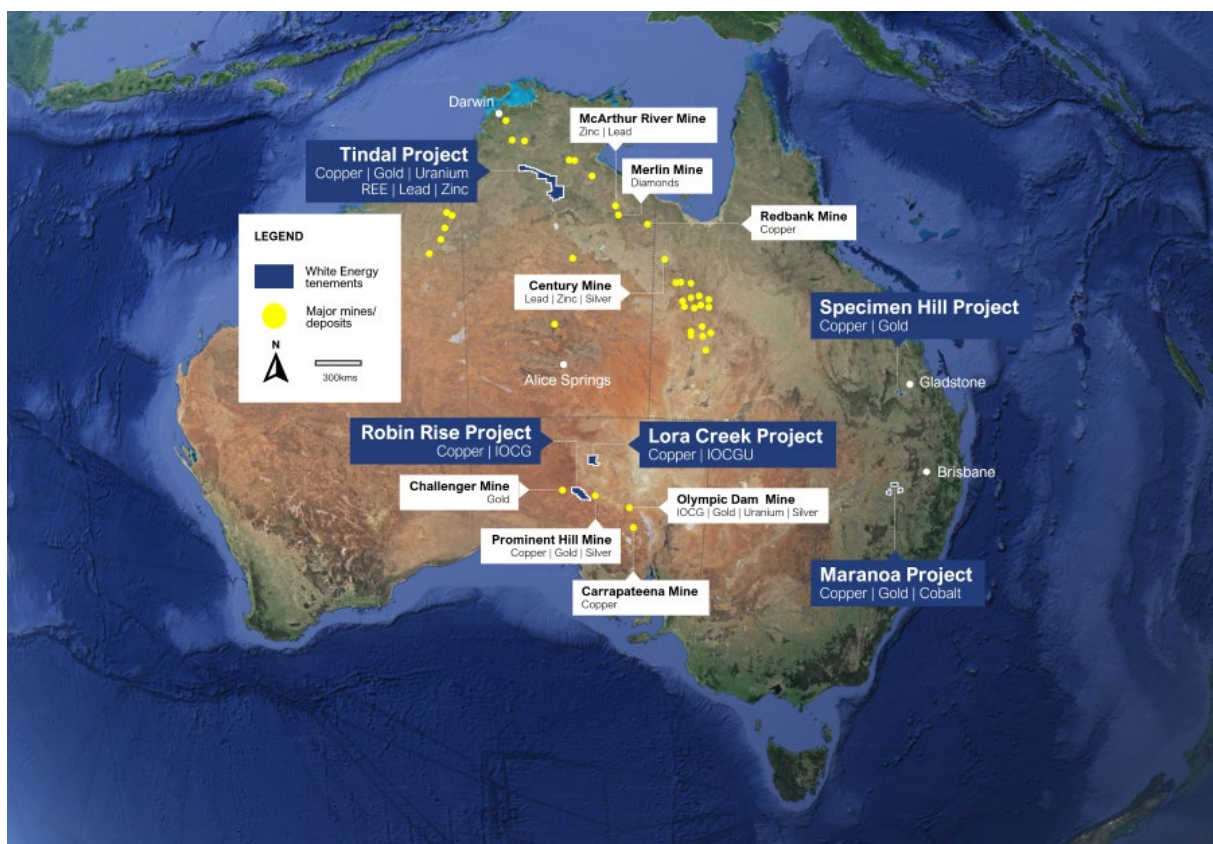
A summary of the major activities for White Energy Company Limited (“White Energy”, “WEC” or the “Company”) during the quarter ended **31 March 2025** is outlined below.

## 1. AUSTRALIA

### Exploring for Copper, Gold, Zinc and Other Minerals Vital for a Decarbonised Future

**Ownership 100% | Tindal project - Northern Territory; Maranoa project – Queensland and Robin Rise and Lora Creek projects – South Australia.**

**Ownership 51% | Farm-in, Specimen Hill Project – Queensland.**



*Figure 1: Location of White Energy projects. Prospective for Tier 1 mineral systems.*

### Tindal Copper | Gold | Zinc | Uranium | REE | Lead | Zinc Project

#### Northern Territory (100% WEC)

The Tindal project comprises 22 contiguous tenements totalling 11,629 km<sup>2</sup> located approximately 80 km south of Katherine in the Northern Territory.

Work continued during the quarter with INRS (the National Institute for Scientific Research), an applied research university in Quebec, Canada, to analyse the lithospheric-scale architecture of Tindal tenements using seismic tomographic and other geophysical data. This has enabled improved mapping

---

**Quarterly Activities Report March Quarter 2025**

of Precambrian lithospheric boundaries and the identification of additional geophysical targets following ionic sampling programs undertaken in 2023 and 2024.

An initial ionic survey of the project was conducted during the 2023 field season over a number of areas which correlated with geophysical features identified by INRS. Extensive follow up ionic soil surveys were conducted in the 2024 field season with over 2,000 samples collected. These samples are currently being analysed along with the earlier sample results. Future exploration activities are planned to include follow up ionic sampling surveys and the collection of further geophysical data.

Subsequent analysis will use advanced interpretation of the ionic geochemistry samples integrated with geophysical data to define compelling drill targets for each area of interest.

Capitalised exploration expenditure of \$132,000 relating to Tindal project exploration activities was incurred during the quarter.

## **Maranoa Copper | Gold | Cobalt Project**

### **Queensland (100% WEC)**

The Maranoa project consists of three tenements located approximately 50 km north of Texas in South East Queensland, an area with a number of historical mines and many commodity metal occurrences that has had very limited modern exploration. Stream sediment sampling in June 2023 indicated potential for copper, gold, silver, base metal, cobalt and arsenic mineralisation.

No exploration activities were undertaken during the quarter.

Initial sampling work on the War Effort tenement will be conducted which will be integrated with further sampling work to follow up anomalous stream sediment samples from the existing Maranoa tenements.

Capitalised exploration expenditure of \$2,000 relating to Maranoa project exploration activities was incurred during the quarter.

## **Specimen Hill Copper | Gold Project**

**Queensland (51% WEC) – Farm-in (EPM18350, EPM19506, EPM28296 and MDL313)**

**Queensland (100% WEC) – EPM29112**

White Energy is undertaking exploration activities under the Farm in Agreement (“FIA”) with Aquis listed Tectonic Gold Plc (Acquis: TTAU) (“Tectonic”) and its local subsidiary, Signature Gold Pty Ltd (“Signature”), in respect of the Specimen Hill Project. The Project comprises four 51% owned farm-in tenements and one 100% owned tenement in the Biloela area of central Queensland which are highly prospective for copper and gold. Application EPM29112 was made by WEC subsidiary, Amerod Resources Pty Limited (“Amerod”), for an area adjacent to the Signature farm-in area.

The first stage of the farm-in has been achieved and notice given to the farmor. This required an expenditure of \$1 million within a period of three years to acquire a 51% interest in the Project. This was achieved in 12 months and Amerod provided notice to Signature and Tectonic that it had met this commitment on 26 March 2025.

The location of this project within a major structural corridor makes this a natural fit to further advance White Energy’s use of deep crustal lithospheric analytics, developed through its exclusive research agreement with INRS, to identify mineralisation in areas where deep crustal scale structural corridors provide mineralised fluid migration pathways to surface and subsurface zones.

---

**Quarterly Activities Report March Quarter 2025**

Field observations since 2023 have confirmed a large and complex mineral system with a number of outcropping zones of what appear to be strong copper mineralisation with, in different areas, characteristics consistent with porphyry, IOCG and skarn styles of mineralisation.

A helicopter magnetic survey was undertaken in April 2024, covering the most highly prospective areas of the Project at the time followed by additional ionic sampling, rock chip sampling and geological mapping over a number of priority areas. Analysis of this work continued during the quarter and culminated in broadening the areas of interest to the west and south in the tenements guided by close-spaced magnetic data and remains relatively unexplored. Several recent road cuts in proximity to two of the planned costean locations have downgraded the prospectivity of these initial costean locations and residual trenching locations are now being re-evaluated.

Field work in 2025 has concentrated on rock chip sampling and historical geochemical results to localise anomalous zones in suitable host rock geology. It is expected that continued field station mapping and rock chip sampling focusing on the identification of alteration facies and quartz stock-work veining systems will further identify areas of interest in the tenement package characterised by extensive outcrop.

Given the quality of outcrop, several remotely sensed techniques are currently being investigated specifically targeting the occurrence of epidote and chlorite to aid in the differentiation of alteration zones in the presence of structure. This work will be followed with further rock chip and soil sampling and possible targeted geophysical surveys prior to the implementation of a drilling campaign expected in 2025.

Capitalised exploration expenditure of \$59,000 relating to Specimen Hill Project exploration activities was incurred for the quarter.

## **Robin Rise Copper | IOCG-style Project**

### **South Australia (100% WEC)**

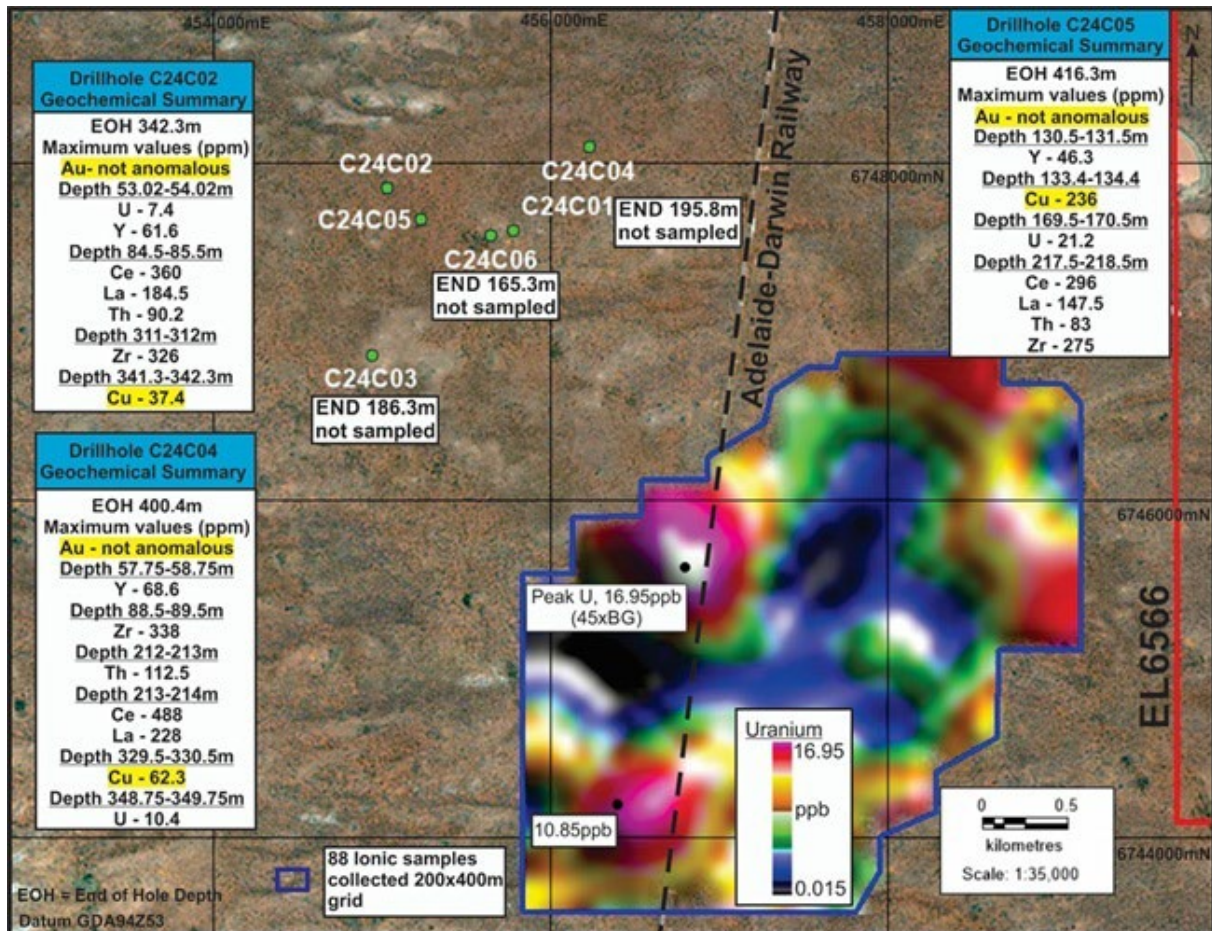
The Robin Rise project comprises two tenements: tenement EL6566, covering approximately 1,361 km<sup>2</sup> and adjacent PELA674, covering approximately 2,508 km<sup>2</sup>. These tenements are situated approximately 70 km southwest of Coober Pedy in South Australia, between the Prominent Hill and Challenger mines.

The December 2024 Quarterly Report noted that In August 2024, the Company received final regulatory approval to undertake a drilling campaign in the most prospective areas of the Coronation prospect. The six hole drilling program commenced in late August 2024 and was complete in early October 2024. The drilling tested a combination of structural, geochemical anomalies and geophysical targets in a six-hole program that totalled 1,706 metres drilled, to a maximum depth of 416 m. Early geological observations in drillhole C24C04 indicate rare blebby copper sulphides and thin monomictic haematite breccia zones hosted in gneiss with intermittent pervasive haematite alteration overprinting also evident in hole C24C02 being consistent with an IOCG-style of mineralisation. The program results were encouraging in defining the likely wider distribution of Mt Woods and Balta Granite aged equivalents in the area and shallow basement averaging approximately 37 m in depth.

Sampling of the holes was completed in early October 2024 with samples submitted for assay to ALS Global in Adelaide. A total of Forty-five (45) half core samples from 3 holes (C24C02, C24C04 and C24C05) were submitted for multi element analysis (Lab method ME-MS61r). Holes C24C01, C24C03 and C24C06 did not show mineralisation so were not sampled. The results of the samples submitted were received during the quarter with maximum results presented in Figure 2 below.



## Quarterly Activities Report March Quarter 2025



**Figure 2:** Location of the six drillhole collars and summary of the peak geochemical values and depth intervals for sampling grid to the southeast.

The drillholes intersected a variety of lithologies dominated by massive gabbroic and megacrystic granitoids including syenite, granite, granitic gneiss, dolerite, and magnetite gabbro. Assay results from core samples did not reflect the anomalous values in biochemical and ionic soil sampling, although while not anomalous in ionic results, the core sample in hole C24C05 at 133.4-134.4 m recorded 236 ppm Cu. This result was 71 times the background copper values and in the presence of magnetite altered gabbro, this indicates potential for mineralisation. However, given the absence of anomalous LREE and HREE these results should be viewed with caution.

As shown in Figure 2 above, Additional regional ionic leach geochemical sampling (88 samples collected on a 400 m x 200 m grid) was completed in August 2024 south of the Coronation prospect. The analysis of results during the quarter did not return material anomalies save for weakly anomalous uranium results, with a maximum value of 16.95 ppb or 45 times background.

All rehabilitation related to the drilling program has been completed.

The drilling program results were encouraging in defining the wider distribution of Mt Woods and Balta Granite aged equivalents. The haematite and red-rock alteration and structure intersected in C24C02 and the magnetic target intersected in drillhole C24C05 characterized as magnetite altered gabbro suggests there is potential for mineralisation. The drilling results have enhanced the prospectivity of the Coronation prospect and basement geology.

The ionic soil results appear to have litho-geochemically mapped the basement geology, broadly indicating the presence of the Balta Granite intrusive event and their intruded equivalents.

---

**Quarterly Activities Report March Quarter 2025**

The Company is not presently planning to undertake further on-ground exploration work on EL6566 this year whilst it focusses its on-ground exploration activities at its other exploration projects.

In addition, during the quarter, work continued on examining opportunities to commercialise the coal rights within EL6566.

Capitalised exploration expenditure of \$76,000 relating to Robin Rise project exploration activities was incurred during the quarter.

## **Lora Creek Copper | IOCGU-style Project**

### **South Australia (100% WEC)**

The Lora Creek project is tenement EL6987 that covers an area of 934 km<sup>2</sup> located about 100 km northeast of Coober Pedy in South Australia. The tenement is considered to be prospective on the basis of INRS provided interpretations of deep intrusive activity and its position in the Geoscience Australia Olympic Dam corridor. It is anticipated the tenement will initially be targeted for IOCGU and roll-front uranium mineral systems.

It is intended to undertake a comprehensive technical review of historical data and integrate these results with new satellite geophysical interpretations provided by INRS to further evaluate and determine the most prospective areas of the tenement before the implementation of an on-ground ionic geochemical sampling program planned for the June 2025 quarter. Landholders were visited in February and were positive regarding any future on-ground work at the time of reporting.

Capitalised exploration expenditure of \$5,000 relating to Lora Creek exploration activities was incurred during the quarter.

## **Binderless Coal Briquetting**

### **(“BCB”) Technology**

**White Energy is the exclusive worldwide licensee of the BCB technology that transforms coal and coal fines through a relatively simple thermal drying process followed by physical and chemical stabilisation into more valuable, higher energy briquettes. The BCB technology has been developed over 20 years by a consortium led by the CSIRO.**

The binderless briquettes are held together by the natural bonding mechanisms of coal and do not require any binders that are normally used to briquette coals.

The upgraded coal is able to be used interchangeably with other high ranking, low moisture coals and does not require any technical or engineering alterations at power stations or end user facilities to allow for coal combustion.

There are opportunities to use this technology to recover material from coal tailings facilities, in turn reducing rehabilitation and waste treatment costs and providing additional efficiencies such as mine yield for coal resources.

The inter-changeability of White Energy’s BCB coal at end user facilities allows White Energy to take advantage of the significant opportunity for enhanced value created by the low cost of briquetted feedstock compared to the market price for bituminous coal.

White Energy’s BCB technology has been shown to be operationally superior to competing processes and enables the commercial exploitation of a large number of low quality and high moisture coal deposits. White Energy’s BCB coal upgrading process provides coal fired power stations and other industrial applications with an opportunity to utilise a cleaner and more efficient fuel with reduced

emissions, thereby fostering better utilisation of coal whilst other renewable energy sources are phased in.

### **BCB Demonstration Plant**

White Energy has demonstration and pilot plants at Cessnock, NSW, serving as a testing and training facility. Coal samples from mines in Australia, South Africa, North America and China have been processed at the Cessnock facility to test for their responsiveness to the BCB process.

Please refer to the Africa section below for BCB commercial activities in South Africa.

## **2. AFRICA – RIVER ENERGY JOINT VENTURE - WEC 51%**

### **BCB Commercial Activities**

White Energy's 51%-owned subsidiary, River Energy JV Limited, through Proterra Investment Partners ("Proterra"; 49%), is in discussion with a number of South African coal miners interested in the Group's Binderless Coal Briquetting ("BCB") technology.

Extensive testing by River Energy, including successful briquetting and combustion trials, has previously demonstrated that a saleable export grade coal product can be produced from South African reject tailings. Proterra is pursuing opportunities, from their offices in Johannesburg, on mine sites in South Africa to secure access to fine coal to support BCB projects.

White Energy is assisting Proterra with a small BCB pilot plant in Johannesburg to facilitate trials in South Africa by providing a briquetting machine and engineering supervision. A South African coal producer has provided coal fines from one of their mines for briquetting trials at the plant. The briquetting trials continued during the quarter.

White Energy is also assisting Proterra in the design of a small commercial scale demonstration plant and the provision of briquetting machines and other plant items to facilitate trials in South Africa.

The BCB process provides a solution for coal producers seeking to maximise mine yield together with addressing the environmental challenges posed by reject coal fines. In South Africa alone, it is estimated that there are over 1 billion tonnes of discarded coal in tailings facilities, much of which may eventually need to be reclaimed.

## **3. GENERAL CORPORATE ACTIVITIES**

### **Financial Activities**

The Company has no significant secured corporate debt. Limited-recourse shareholder loans provided to the Group's 51% owned operations in the UK and Mauritius by both White Energy and the minority shareholders in proportion to their ownership interests are repayable in January 2027.

The Company significantly strengthened its balance sheet with proceeds raised of \$3.7 million (net) from the Entitlement Offer undertaken in March 2025. The proceeds are for further mineral exploration, for general corporate purposes and additional working capital, and to pay the costs of the Entitlement Offer.

The Group continues to pursue recovery of the \$2.7 million (USD1.74 million) owed from the sale of former subsidiary Mountainside Coal Company Inc. ("MCC") in 2021. The Group, together with its joint venture partner, Proterra, hold security over the assets of MCC. The assets have substantial value. MCC filed for Chapter 11 Bankruptcy in March 2024 and due to its inability to come up with a viable plan to

**Quarterly Activities Report March Quarter 2025**

trade out of its bankruptcy, the Chapter 11 bankruptcy was converted by the Court into a Chapter 7 Trustee liquidation. The Trustee convened an auction process for the sale of the principal MCC assets, the coal wash plant and plant lease for the land the wash plant is located on. An auction was held on 20 December 2024 at which Proterra, through its subsidiary, used its indebtedness to credit bid for the wash plant and plant lease for USD5 million. This sale is awaiting confirmation by the Court. Separately, the Group has signed an agreement with Proterra for the assignment of the wash plant and plant lease to subsidiary BCBC once settlement occurs. At least a partial recovery of the debt due to the Group is expected once the Chapter 7 process concludes and the sale of MCC assets to a third party can be achieved.

As outlined in Section 6.1 of the Appendix 5B, directors' fees and salaries including superannuation paid during the quarter to Directors and their associates totalled \$45,000. Additionally, interest of \$9,000 was paid during the quarter to KTQ Developments Pty Ltd, a related company of Mr Brian Flannery, the Chairman of White Energy, for the lease of commercial office space for the Company's Newstead office and the reimbursement of office outgoings of \$14,000. The associated lease principal of \$14,000 was paid during the quarter (not included in Section 6 of the Appendix 5B). This arrangement is based on normal commercial terms and conditions and at the prevailing market rate.

As outlined in Section 6.2 of the Appendix 5B, Obsidian Minerals Pty Ltd, a related company of director Mr Keith Whitehouse, was paid \$190,000 during the quarter for geological work conducted for White Energy. This arrangement is based on normal commercial terms and conditions and at prevailing market rates.

## 4. INTERESTS IN MINING TENEMENTS

Below is a listing of White Energy's interests in mining tenements for each project at the end of the quarter, where they are situated, the licensed entity, tenement status and the percentage interest held in each.

White Energy's interest in the Specimen Hill Project's farmed-in mining tenements increased from 0 % to 51% during the quarter (EPM18350, EPM19506, EPM28296 and MDL313), and there were no other changes in interests in mining tenements during the quarter. White Energy did not enter into any new farm-in arrangements during the quarter.

Project and Tenement	Location	Licensee	Status	WEC Interest
<b>Robin Rise Project and Lake Phillipson Coal Project</b>				
EL6566	Lake Phillipson, South Australia	South Australian Coal Pty Ltd	Granted	100%
RL104	Lake Phillipson, South Australia	South Australian Coal Pty Ltd	Granted. Renewal pending	100%
PELA674	Lake Phillipson, South Australia	White Energy Company Limited	Application	100%
<b>Lora Creek Project</b>				
EL6987	Nilpinna Station, South Australia	South Australian Coal Pty Ltd	Granted	100%



**Quarterly Activities Report March Quarter 2025**

<b>Tindal Project</b>				
EL31574	Daly Waters, Northern Territory	Fiddler's Creek Mining Company Pty Ltd	Granted	100%
EL31575	Daly Waters, Northern Territory	Fiddler's Creek Mining Company Pty Ltd	Granted	100%
EL32020	Daly Waters, Northern Territory	Fiddler's Creek Mining Company Pty Ltd	Granted	100%
EL32748	Daly Waters, Northern Territory	Fiddler's Creek Mining Company Pty Ltd	Granted	100%
EL32749	Daly Waters, Northern Territory	Fiddler's Creek Mining Company Pty Ltd	Application	100%
EL32750	Daly Waters, Northern Territory	Fiddler's Creek Mining Company Pty Ltd	Granted	100%
EL32751	Daly Waters, Northern Territory	Fiddler's Creek Mining Company Pty Ltd	Granted	100%
EL32752	Daly Waters, Northern Territory	Fiddler's Creek Mining Company Pty Ltd	Granted	100%
EL32805	Daly Waters, Northern Territory	Fiddler's Creek Mining Company Pty Ltd	Granted	100%
EL32806	Daly Waters, Northern Territory	Fiddler's Creek Mining Company Pty Ltd	Application	100%
EL32831	Daly Waters, Northern Territory	Fiddler's Creek Mining Company Pty Ltd	Granted	100%
EL33066	Daly Waters, Northern Territory	Fiddler's Creek Mining Company Pty Ltd	Application	100%
EL33067	Daly Waters, Northern Territory	Fiddler's Creek Mining Company Pty Ltd	Application	100%
EL33068	Daly Waters, Northern Territory	Fiddler's Creek Mining Company Pty Ltd	Application	100%
EL33069	Daly Waters, Northern Territory	Fiddler's Creek Mining Company Pty Ltd	Granted	100%
EL33070	Daly Waters, Northern Territory	Fiddler's Creek Mining Company Pty Ltd	Granted	100%
EL33071	Daly Waters, Northern Territory	Fiddler's Creek Mining Company Pty Ltd	Granted	100%
EL33072	Daly Waters, Northern Territory	Fiddler's Creek Mining Company Pty Ltd	Granted	100%
EL33073	Daly Waters, Northern Territory	Fiddler's Creek Mining Company Pty Ltd	Granted	100%
EL33074	Daly Waters, Northern Territory	Fiddler's Creek Mining Company Pty Ltd	Granted	100%
EL33659	Daly Waters, Northern Territory	Fiddler's Creek Mining Company Pty Ltd	Granted	100%

**Quarterly Activities Report March Quarter 2025**

EL33660	Daly Waters, Northern Territory	Fiddler's Creek Mining Company Pty Ltd	Application	100%
<b>Maranoa Project</b>				
EPM27546	Texas, Queensland	Fiddler's Creek Mining Company Pty Ltd	Granted	100%
EPM27547	Texas, Queensland	Fiddler's Creek Mining Company Pty Ltd	Granted	100%
EPM28794	Texas, Queensland	Fiddler's Creek Mining Company Pty Ltd	Granted	100%
<b>Specimen Hill Project</b>				
EPM18350	Biloela, Queensland	Signature Gold Pty Ltd*	Granted. Renewal pending	51%
EPM19506	Biloela, Queensland	Signature Gold Pty Ltd*	Granted. Renewal pending	51%
EPM28296	Biloela, Queensland	Signature Gold Pty Ltd*	Granted	51%
MDL313	Biloela, Queensland	Signature Gold Pty Ltd*	Granted	51%
EPM29112	Biloela, Queensland	Amerod Resources Pty Limited	Application	100%

\* The terms of the Farm In Agreement for the Specimen Hill Project with Acquis listed Tectonic Gold Plc and its Australian subsidiary Signature Gold Pty Ltd provide for a First Earn In for a 51% interest in the tenements, mineral rights and mining information for exploration expenditure of \$1 million up to 5 February 2027; a Second Earn In to acquire a further 25% interest for a further exploration expenditure of \$1 million up to 5 February 2028; and an option to acquire the remaining 24% interest for \$2 million plus a 3% Net Smelter Royalty based on commercial production from the tenements within 1 year of notice to exercise the option after the Second Earn in. Notice for the First Earn In for a 51% interest was given on 26 March 2025.

## 5. COMPANY PROFILE

**White Energy Company Limited is a global business organised around two business divisions that harness emerging technologies to enhance the efficiency of energy sourced from coal and the exploration for minerals vital for a decarbonised future:**

**1. Coal technology** - White Energy is the exclusive worldwide licensee of a technology which transforms high moisture, low value sub-bituminous and lignite coals into more valuable, higher energy briquettes. Developed by a consortium led by the CSIRO, this technology not only elevates the value of coal but also offers a solution for agglomerating coal fines. Through a cost-effective process of dehydration and compaction, it enables more efficient coal production and reduced emissions, thereby fostering better utilisation of coal whilst other renewable energy sources are phased in.

**2. Mining Exploration** - White Energy creates growth opportunities through a portfolio of minerals exploration projects in Australia with potential to host copper, gold, zinc, other base metals, rare earth elements and battery minerals such as cobalt. Deposit styles are believed to include iron oxide–copper-gold (IOCG), copper porphyry, intrusive carbonatites and sediment hosted exhalative mineralisation along with intrusive sills and breccia zones; all with potential for Tier 1 deposits. As the World transitions towards sustainable energy sources, more copper and other minerals vital for a decarbonised future are required to buttress critical supply and demand imbalances.

---

**Quarterly Activities Report March Quarter 2025**

The Company employs an innovative “bottom up” approach to exploration. Deep crustal-scale structural geophysics coupled with deep-sensing surface ionic geochemistry are integrated with machine learning/artificial intelligence processing, together with other geological and geophysical data obtained by traditional methods, to identify drilling targets; a 21<sup>st</sup> century approach to minerals exploration.

The Company has two research agreements with INRS (the National Institute for Scientific Research), an applied research university in Quebec, Canada in relation to separate projects: Project 1 is focused on analysing the lithospheric-scale architecture of the Company’s projects and other areas using seismic tomographic and other geophysical data; while Project 2, building on previous work relating geophysical signatures to mineral deposit locations, is applying machine learning/artificial intelligence protocols to ionic geochemical data and potential mineral system types the data represent. As models develop, other data types will be incorporated into the system to produce prospectivity models.

## **6. DISCLAIMERS**

### **Competent Person’s Statement**

The information which relates to Exploration Results, Mineral Resources or Ore Reserves from the Tindal, Specimen Hill and Maranoa projects, is based on information compiled by Keith Whitehouse, who is a member of the Australasian Institute of Mining and Metallurgy. Keith Whitehouse is a Director of White Energy Company Limited and Fiddler’s Creek Mining Company Pty Ltd. He has sufficient experience which is relevant to the style of mineralisation and the type of deposit under consideration and to the activity which he is undertaking to qualify as a Competent Person as defined in the 2012 Edition of the “Australian Code for Reporting of Exploration Results, Mineral Resources and Ore Reserves”. Keith Whitehouse consents to the inclusion in this document of the matters based on his information in the form and context in which it appears.

The information which relates to Exploration Results, Mineral Resources or Ore Reserves from the Robin Rise and Lora Creek projects, is based on information compiled by Peter Beier, who is a fellow of the Australasian Institute of Mining and Metallurgy and a member of the Australian Institute of Geoscientists. He has sufficient experience which is relevant to the style of mineralisation and the type of deposit under consideration and to the activity which he is undertaking to qualify as a Competent Person as defined in the 2012 Edition of the “Australian Code for Reporting of Exploration Results, Mineral Resources and Ore Reserves”. Peter Beier consents to the inclusion in this document of the matters based on his information in the form and context in which it appears.

### **Forward Looking Statements**

This release contains forward-looking statements that are subject to risks and uncertainties. These forward-looking statements include information about possible or assumed future results of our business, financial condition, liquidity, results of operations, plans and objectives. In some cases, you may identify forward-looking statements by words such as “may,” “should,” “plan,” “intend,” “potential,” “continue,” “believe,” “expect,” “predict,” “anticipate” and “estimate,” the negative of these words or other comparable words. These statements are only predictions. One should not place undue reliance on these forward-looking statements. The forward-looking statements are qualified by their terms and/or important factors, many of which are outside the Company’s control, involve a number of risks, uncertainties and other factors that could cause actual results and events to differ materially from the statements made. The forward-looking statements are based on the Company’s beliefs, assumptions and expectations of our future performance, taking into account information currently available to the Company. These beliefs, assumptions and expectations can change as a result of many possible events or factors, not all of which are known to the Company. Neither the Company nor any other person assumes responsibility for the accuracy or completeness of these statements. The Company will update the information in this release only to the extent required under applicable securities laws. If a change occurs, the Company’s business, financial condition, liquidity and results of operations may vary materially from those expressed in the aforementioned forward-looking statements.

## Appendix 5B

## Mining exploration entity or oil and gas exploration entity quarterly cash flow report

Name of entity

White Energy Company Limited

ABN

62 071 527 083

Quarter ended ("current quarter")

31 March 2025

Consolidated statement of cash flows		Current quarter \$A'000	Year to date (9 months) \$A'000
<b>1.</b>	<b>Cash flows from operating activities</b>		
1.1	Receipts from customers	36	90
1.2	Payments for		
	(a) exploration & evaluation	-	-
	(b) development	(34)	(138)
	(c) production	-	-
	(d) staff costs	(325)	(1,103)
	(e) administration and corporate costs (*)	(371)	(2,577)
1.3	Dividends received (see note 3)	-	-
1.4	Interest received	10	66
1.5	Interest and other costs of finance paid	(9)	(21)
1.6	Income taxes paid	-	-
1.7	Government grants and tax incentives	-	-
1.8	Other (provide details if material)	89	247
<b>1.9</b>	<b>Net cash from / (used in) operating activities</b>	<b>(604)</b>	<b>(3,436)</b>

(\*) YTD includes settlement of \$900,000 paid to PT Bayan Resources TBK to finalise KSC dispute.

<b>2.</b>	<b>Cash flows from investing activities</b>		
2.1	Payments to acquire or for:		
	(a) entities	-	-
	(b) tenements	-	-
	(c) property, plant and equipment	-	(9)
	(d) exploration & evaluation	(476)	(2,298)
	(e) investments	-	-



**Appendix 5B**

**Mining exploration entity or oil and gas exploration entity quarterly cash flow report**

<b>Consolidated statement of cash flows</b>		<b>Current quarter \$A'000</b>	<b>Year to date (9 months) \$A'000</b>
	(f) other non-current assets	-	-
2.2	Proceeds from the disposal of:		
	(a) entities	-	-
	(b) tenements	-	-
	(c) property, plant and equipment	238	238
	(d) investments	-	-
	(e) other non-current assets	-	-
2.3	Cash flows from loans to other entities	-	-
2.4	Dividends received (see note 3)	-	-
2.5	Other (provide details if material) (**)	-	2,000
<b>2.6</b>	<b>Net cash from / (used in) investing activities</b>	<b>(238)</b>	<b>(69)</b>

<b>3.</b>	<b>Cash flows from financing activities</b>		
3.1	Proceeds from issues of equity securities (excluding convertible debt securities)	3,830	3,830
3.2	Proceeds from issue of convertible debt securities	-	-
3.3	Proceeds from exercise of options	-	-
3.4	Transaction costs related to issues of equity securities or convertible debt securities	(63)	(67)
3.5	Proceeds from borrowings (***)	20	101
3.6	Repayment of borrowings	-	-
3.7	Transaction costs related to loans and borrowings	-	-
3.8	Dividends paid	-	-
3.9	Other (provide details if material)	(14)	(30)
<b>3.10</b>	<b>Net cash from / (used in) financing activities</b>	<b>3,773</b>	<b>3,834</b>

(\*\*) Amount represents proceeds from restricted cash YTD of \$2,000,000.

(\*\*\*) Amount represents shareholder loans from Proterra Investment Partners for its 49% equity interest in River Energy.

**Appendix 5B**

**Mining exploration entity or oil and gas exploration entity quarterly cash flow report**

<b>Consolidated statement of cash flows</b>		<b>Current quarter \$A'000</b>	<b>Year to date (9 months) \$A'000</b>
<b>4.</b>	<b>Net increase / (decrease) in cash and cash equivalents for the period</b>		
4.1	Cash and cash equivalents at beginning of period	1,213	3,645
4.2	Net cash from / (used in) operating activities (item 1.9 above)	(604)	(3,436)
4.3	Net cash from / (used in) investing activities (item 2.6 above)	(238)	(69)
4.4	Net cash from / (used in) financing activities (item 3.10 above)	3,773	3,834
4.5	Effect of movement in exchange rates on cash held	34	204
<b>4.6</b>	<b>Cash and cash equivalents at end of period</b>	<b>4,178</b>	<b>4,178</b>

<b>5.</b>	<b>Reconciliation of cash and cash equivalents</b> at the end of the quarter (as shown in the consolidated statement of cash flows) to the related items in the accounts	<b>Current quarter \$A'000</b>	<b>Previous quarter \$A'000</b>
5.1	Bank balances	134	114
5.2	Call deposits	4,044	1,099
5.3	Bank overdrafts	-	-
5.4	Other (provide details)	-	-
<b>5.5</b>	<b>Cash and cash equivalents at end of quarter (should equal item 4.6 above)</b>	<b>4,178</b>	<b>1,213</b>

**6. Payments to related parties of the entity and their associates**

- 6.1 Aggregate amount of payments to related parties and their associates included in item 1 (\*\*\*\*)
- 6.2 Aggregate amount of payments to related parties and their associates included in item 2 (\*\*\*\*\*)

<b>Current quarter \$A'000</b>
68
190

(\*\*\*\*) Amount includes directors' fees and salaries including superannuation totalling \$45,000 paid during the quarter to Directors and their associates. It also includes lease interest of \$9,000 paid during the quarter to KTQ Developments Pty Ltd, a related company of Brian Flannery, the Chairman of White Energy, for the lease of commercial office space for the Company's Newstead office, and the reimbursement of office outgoings of \$14,000.

(\*\*\*\*\*) Amount includes payments during the quarter of \$190,000 to Obsidian Minerals Pty Ltd, a related company of Director, Mr Keith Whitehouse, for geological work conducted for White Energy.

Note: if any amounts are shown in items 6.1 or 6.2, your quarterly activity report must include a description of, and an explanation for, such payments

**Appendix 5B**

**Mining exploration entity or oil and gas exploration entity quarterly cash flow report**

<b>7. Financing facilities</b>	<b>Total facility amount at quarter end \$A'000</b>	<b>Amount drawn at quarter end \$A'000</b>
<i>Note: the term "facility" includes all forms of financing arrangements available to the entity.</i>		
<i>Add notes as necessary for an understanding of the sources of finance available to the entity.</i>		
7.1 Loan facilities	35,892	35,892
7.2 Credit standby arrangements	-	-
7.3 Other (please specify)	-	-
7.4 <b>Total financing facilities</b>	35,892	35,892
7.5 <b>Unused financing facilities available at quarter end</b>		-
7.6 Include in the box below a description of each facility above, including the lender, interest rate, maturity date and whether it is secured or unsecured. If any additional financing facilities have been entered into or are proposed to be entered into after quarter end, include a note providing details of those facilities as well.		
7.1 Represents: (a) a facility for unsecured shareholder loans from minority shareholders with a 49% interest in River Energy of \$35,892,000 that was fully drawn at quarter end, which are repayable in January 2027 and bear interest at fixed rates between 5.01% and 9.72% pa, payable on maturity which is customarily extended as required with the shareholders consent. Additional loans may be drawn down as agreed between the shareholders to fund future activities of River Energy.		

<b>8. Estimated cash available for future operating activities</b>	<b>\$A'000</b>
8.1 Net cash from / (used in) operating activities (item 1.9)	(604)
8.2 Payments for exploration & evaluation classified as investing activities (item 2.1(d))	(476)
8.3 Total relevant outgoings (item 8.1 + Item 8.2)	(1,080)
8.4 Cash and cash equivalents at quarter end (item 4.6)	4,178
8.5 Unused finance facilities available at quarter end (item 7.5)	-
8.6 Total available funding (item 8.4 + item 8.5)	4,178
8.7 <b>Estimated quarters of funding available (item 8.6 divided by item 8.3)</b>	3.9
<p><i>Note: if the entity has reported positive relevant outgoings (ie a net cash inflow) in item 8.3, answer item 8.7 as "N/A". Otherwise, a figure for the estimated quarters of funding available must be included in item 8.7.</i></p>	
8.8 If item 8.7 is less than 2 quarters, please provide answers to the following questions:	
8.8.1 Does the entity expect that it will continue to have the current level of net operating cash flows for the time being and, if not, why not?	
<p>Answer:</p> <p>N/A</p>	
8.8.2 Has the entity taken any steps, or does it propose to take any steps, to raise further cash to fund its operations and, if so, what are those steps and how likely does it believe that they will be successful?	

**Appendix 5B**

**Mining exploration entity or oil and gas exploration entity quarterly cash flow report**

Answer:

N/A

8.8.3 Does the entity expect to be able to continue its operations and to meet its business objectives and, if so, on what basis?


N/A

*Note: where item 8.7 is less than 2 quarters, all of questions 8.8.1, 8.8.2 and 8.8.3 above must be answered.*

**Compliance statement**

- 1 This statement has been prepared in accordance with accounting standards and policies which comply with Listing Rule 19.11A.
- 2 This statement gives a true and fair view of the matters disclosed.

Sign here:



Date: 30 April 2025

Authorised by: Greg Sheahan, Chief Executive Officer

**Notes**

1. This quarterly cash flow report and the accompanying activity report provide a basis for informing the market about the entity's activities for the past quarter, how they have been financed and the effect this has had on its cash position. An entity that wishes to disclose additional information over and above the minimum required under the Listing Rules is encouraged to do so.
2. If this quarterly cash flow report has been prepared in accordance with Australian Accounting Standards, the definitions in, and provisions of, *AASB 6: Exploration for and Evaluation of Mineral Resources* and *AASB 107: Statement of Cash Flows* apply to this report. If this quarterly cash flow report has been prepared in accordance with other accounting standards agreed by ASX pursuant to Listing Rule 19.11A, the corresponding equivalent standards apply to this report.
3. Dividends received may be classified either as cash flows from operating activities or cash flows from investing activities, depending on the accounting policy of the entity.
4. If this report has been authorised for release to the market by your board of directors, you can insert here: "By the board". If it has been authorised for release to the market by a committee of your board of directors, you can insert here: "By the [name of board committee – eg Audit and Risk Committee]". If it has been authorised for release to the market by a disclosure committee, you can insert here: "By the Disclosure Committee".
5. If this report has been authorised for release to the market by your board of directors and you wish to hold yourself out as complying with recommendation 4.2 of the ASX Corporate Governance Council's *Corporate Governance Principles and Recommendations*, the board should have received a declaration from its CEO and CFO that, in their opinion, the financial records of the entity have been properly maintained, that this report complies with the appropriate accounting standards and gives a true and fair view of the cash flows of the entity, and that their opinion has been formed on the basis of a sound system of risk management and internal control which is operating effectively.



**For Further Information Call:**

Greg Sheahan  
Chief Executive Officer  
White Energy Company Limited  
+ 61 7 3229 9035

White Energy Company Limited

Lobby 1, Level 2, 76 Skyring Terrace NEWSTEAD QLD 4006

Tel +61 7 3229 9035

Email: [info@whiteenergyco.com](mailto:info@whiteenergyco.com) Web: [www.whiteenergyco.com](http://www.whiteenergyco.com)

ABN 62 071 527 083