



Tinybeans Group Limited

(ASX: TNY; OTCQX: TNYZF)

Virtual Investor Conference
November 2020

Tinybeans at a glance

Tinybeans is trusted by millions of parents to support them in nurturing their children

Highlights

- Tinybeans is the leading app and web platform enabling parents to capture their children's everyday memories and share them privately with families everywhere
- The platform also provides rich recommendations that spark everyday family inspiration for what to do, what to buy and which services to use for their children's needs
- Being Apple's App of the Day in the U.S. in October 2019 and again in March 2020, puts Tinybeans in the elite company of best apps in the world!

Key Statistics



Over 100k+ 5 Star reviews across iOS and Android App Stores



World class NPS > 70

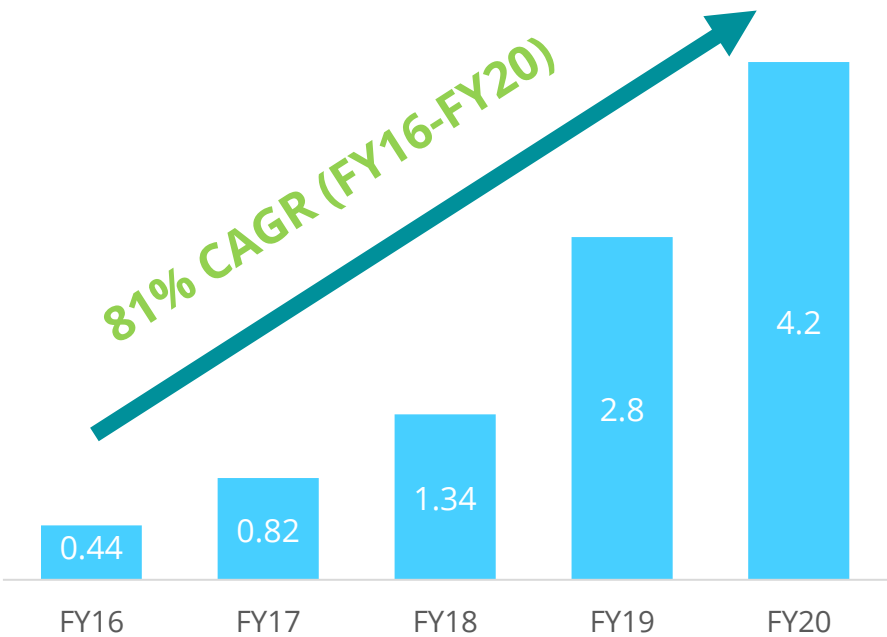


#1 Parenting App in the U.S.*



37 Active National and **107** Local Advertising Partners

Strong track record of revenue growth (USD\$M)**



Market Opportunity



130M

Babies are born every year

3.8 Million in the U.S.



\$135B* (USD)

US Spend on digital advertising in 2020

\$38B* focused on Baby/Parenting category



40%**

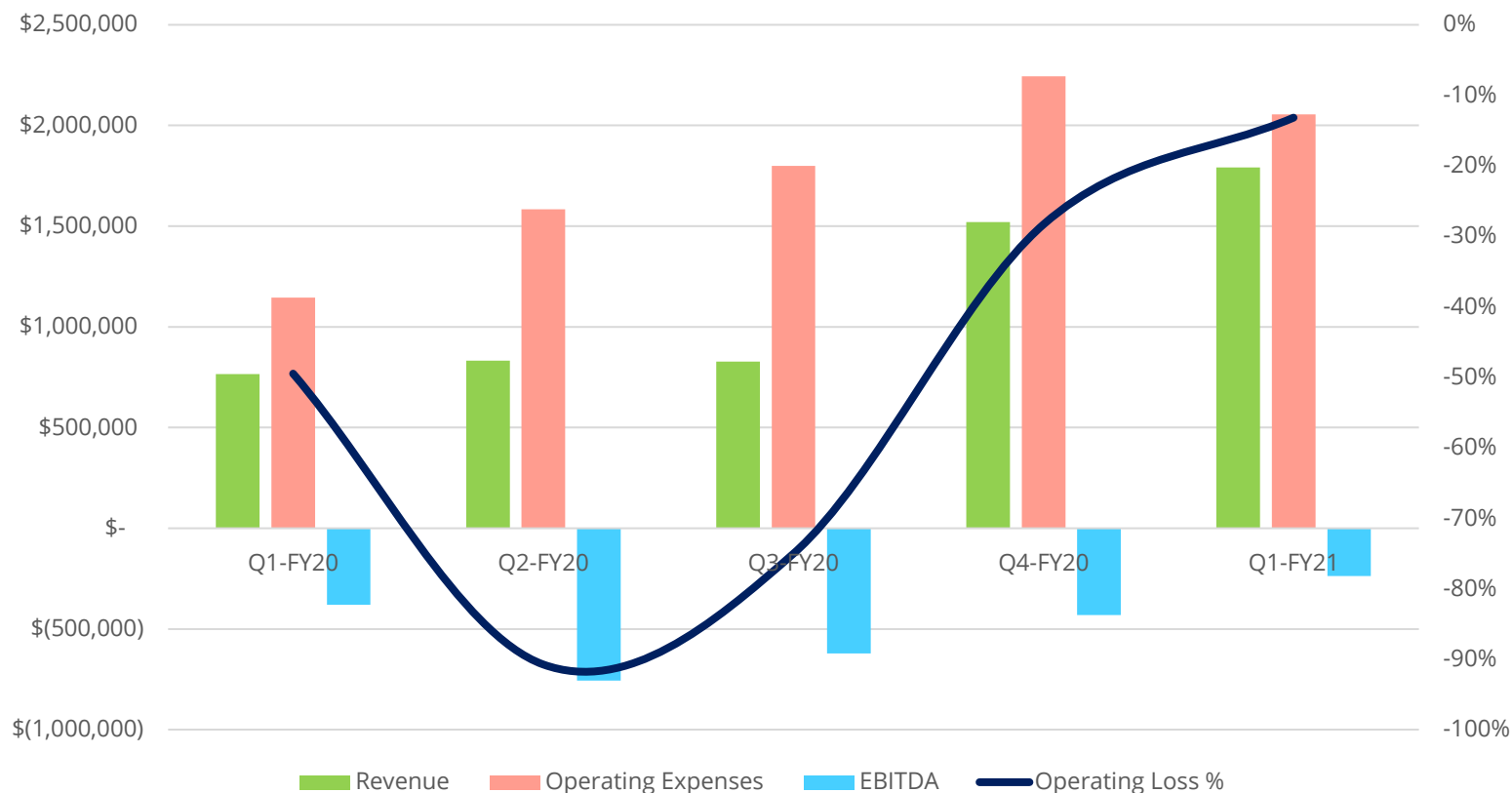
Of all baby product purchases live in households without children

The market for goods and services for babies and children is huge. Goldman Sachs' Millennial Moms report forecasts the **\$1 trillion (USD)** that parents currently spend on children each year to grow, but also shift as Millennials' unique set of values and influences — aided by new technology — leads to new choices.

* <https://insights.digitalmediasolutions.com/articles/digital-spending-2020> and <https://content-na1.emarketer.com/us-digital-ad-spending-update-q2-2020>

** <https://www.thinkwithgoogle.com/marketing-resources/micro-moments/why-consumer-intent-more-powerful-than-demographics/>

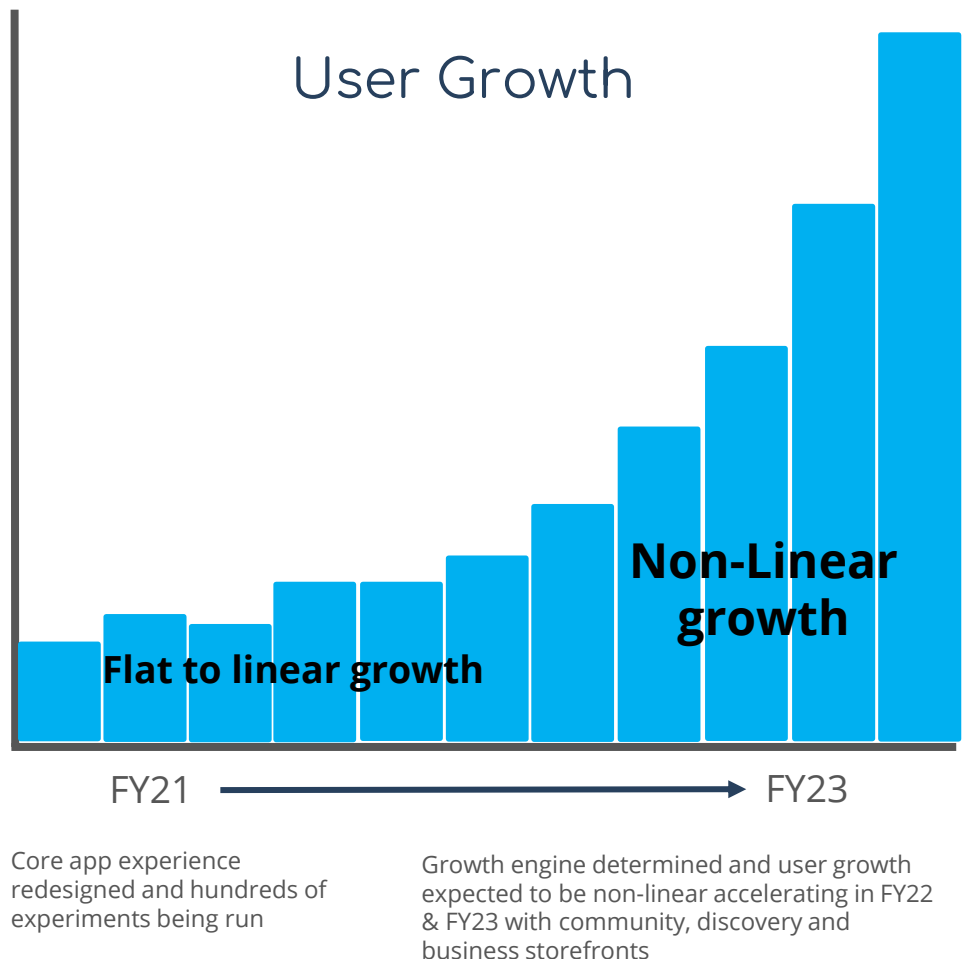
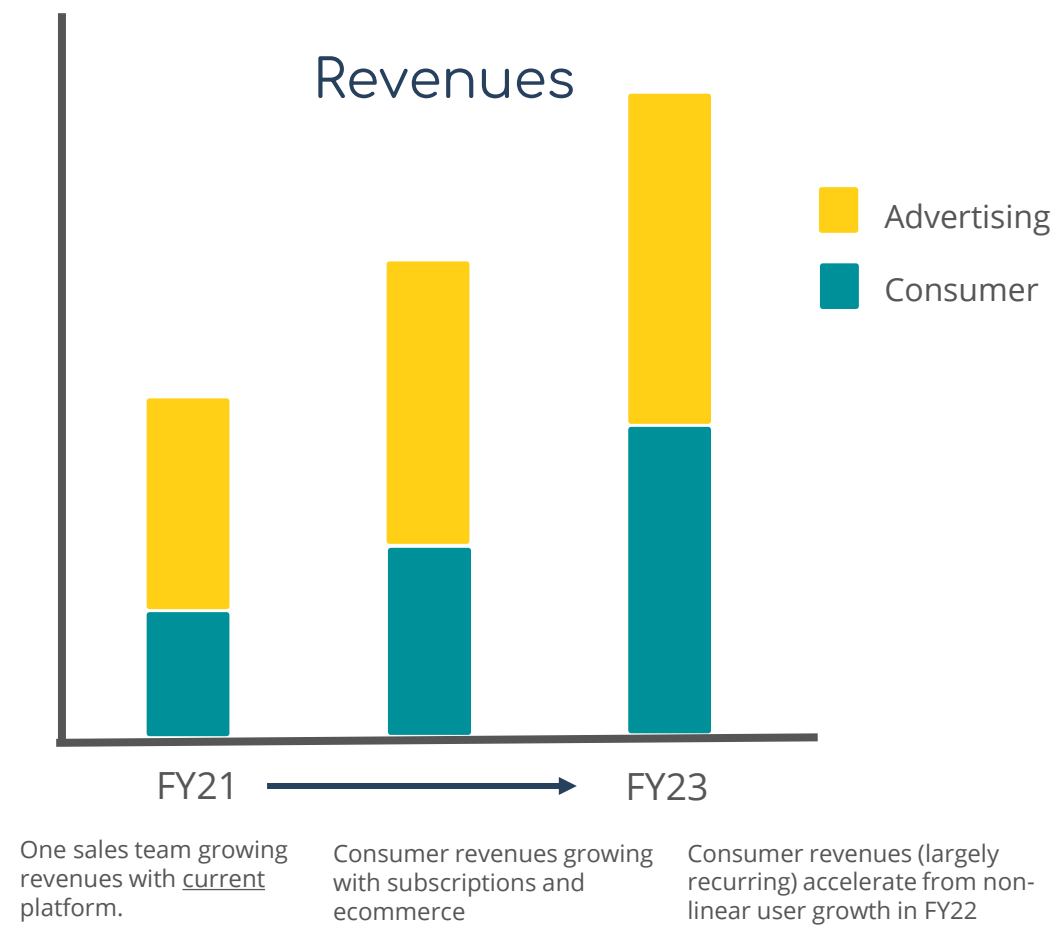
Operating Performance (USD)




	Q1-FY20	Q2-FY20	Q3-FY20	Q4-FY20	Q1-FY21
Revenue	\$ 765,604	\$ 832,925	\$ 827,356	\$ 1,520,076	\$ 1,790,663
Operating Expenses	\$ 1,144,584	\$ 1,583,587	\$ 1,798,404	\$ 2,243,673	\$ 2,054,080
EBITDA	\$ (378,980)	\$ (755,885)	\$ (620,897)	\$ (430,856)	\$ (236,308)
Operating Loss %	-50%	-91%	-75%	-28%	-13%

Cash Balance as at Sept 30, 2020 was \$3.26M (USD)

Exponential user growth expected to begin in FY22 with consumer revenue expected to eclipse advertising revenue in FY23

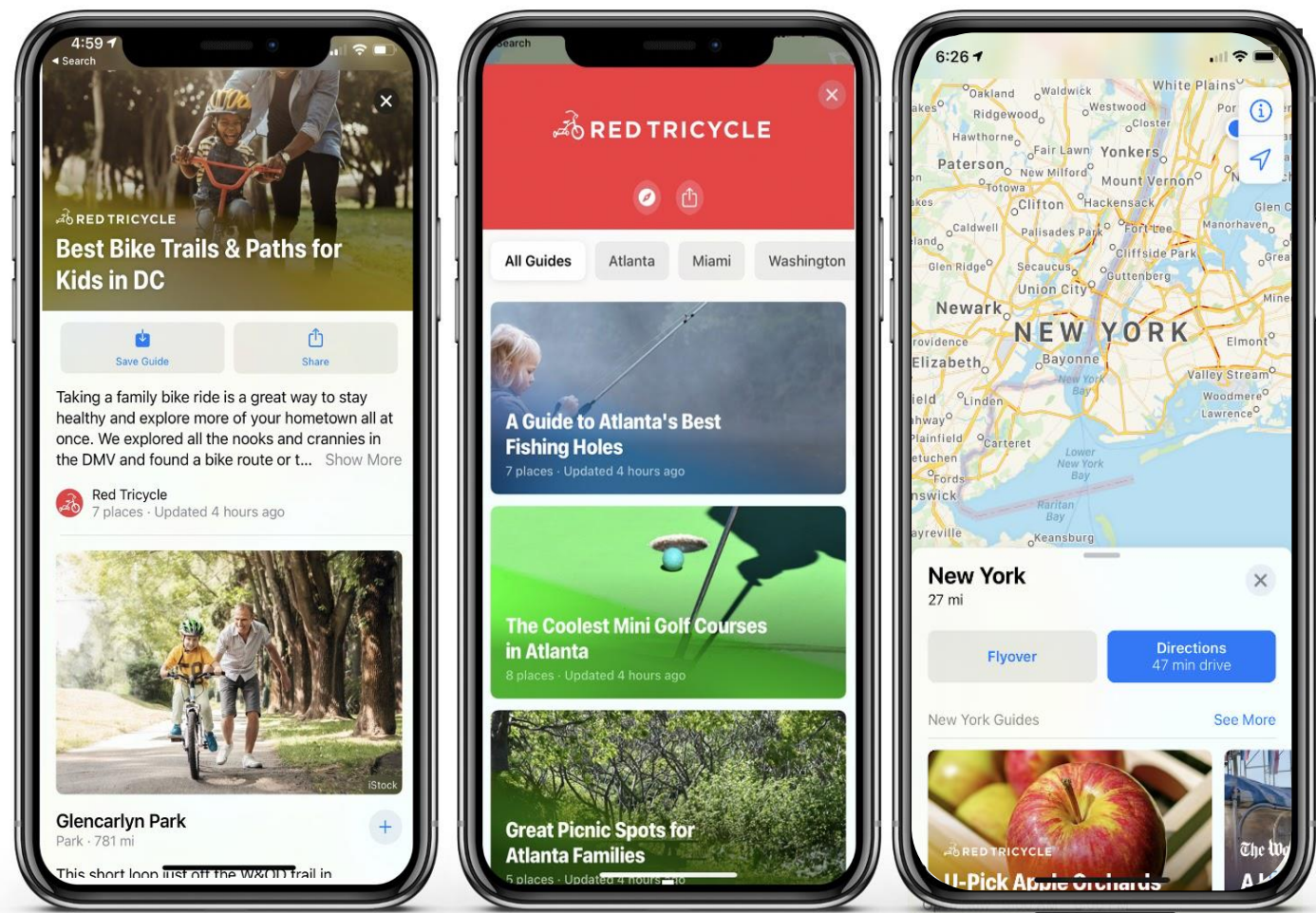


Please note that the revenue mix estimates, and the growth bars are for illustrative purposes only

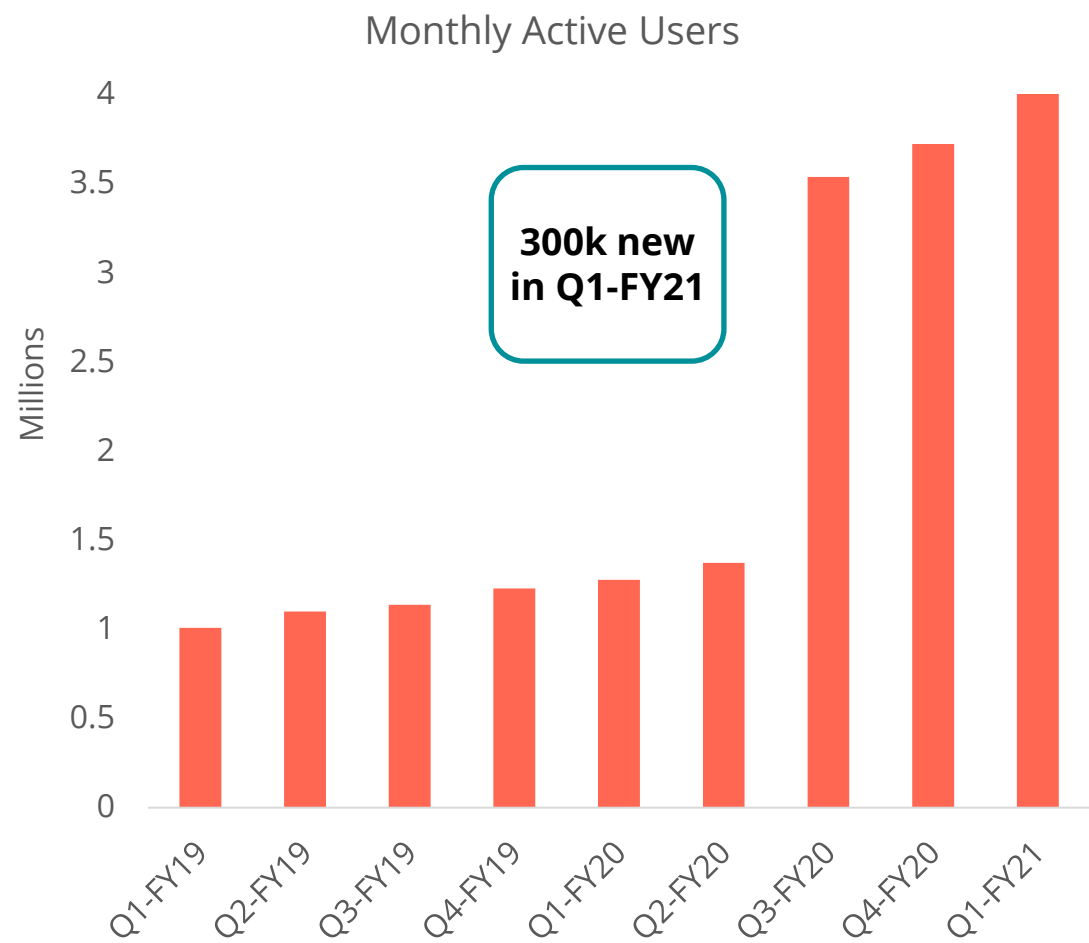


Apple and Tinybeans

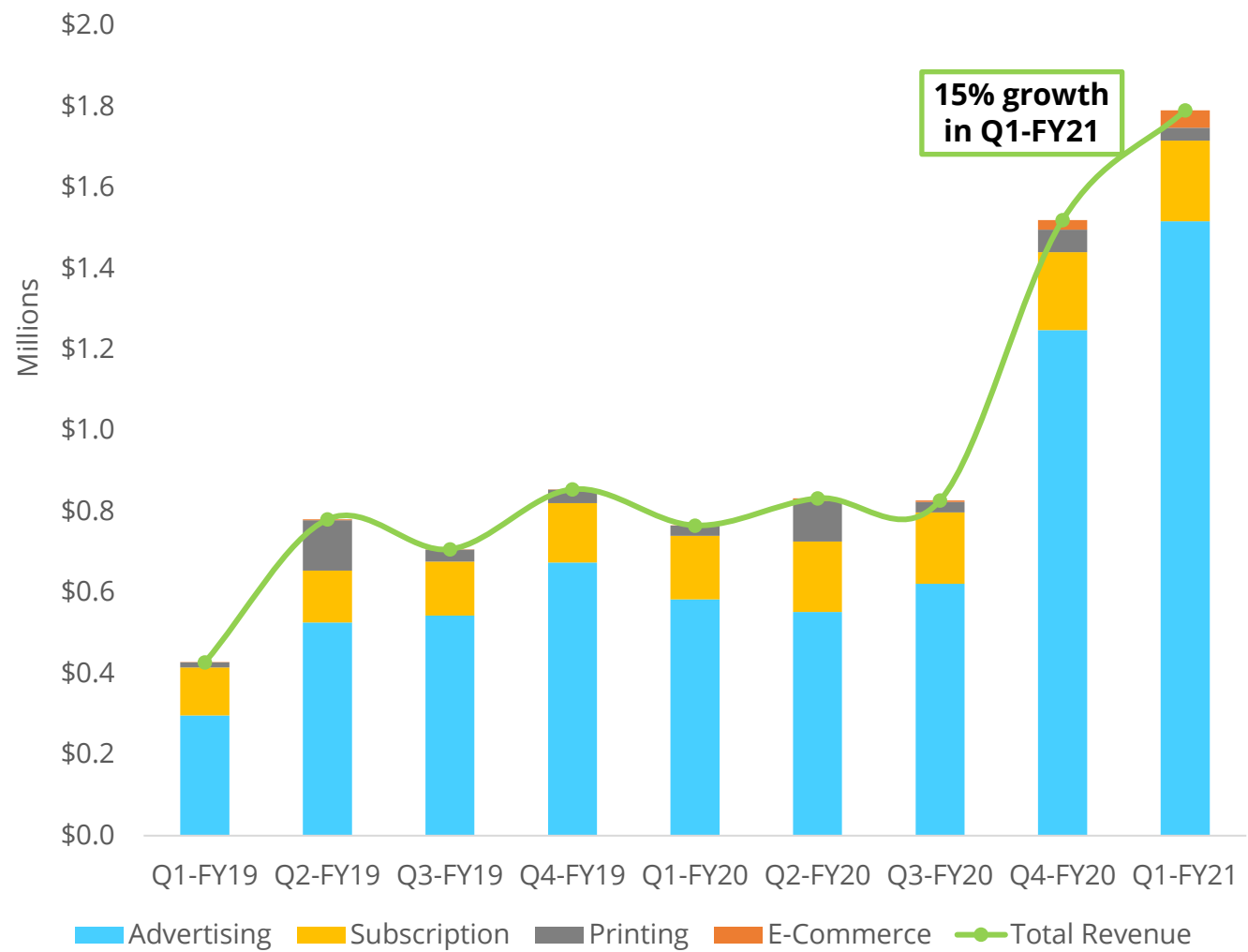
Tinybeans joins the group of trusted brands collaborating with Apple on editorial content




Accelerated User Engagement



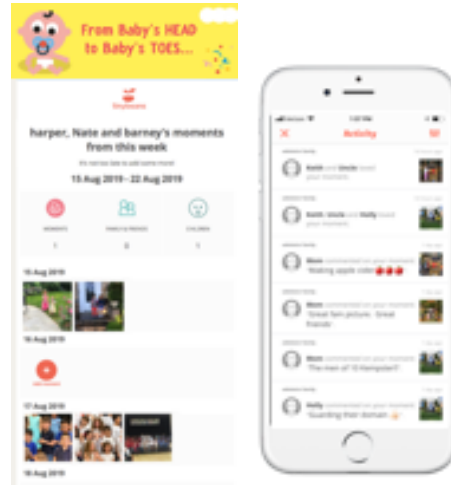
Record Revenue Growth (USD)



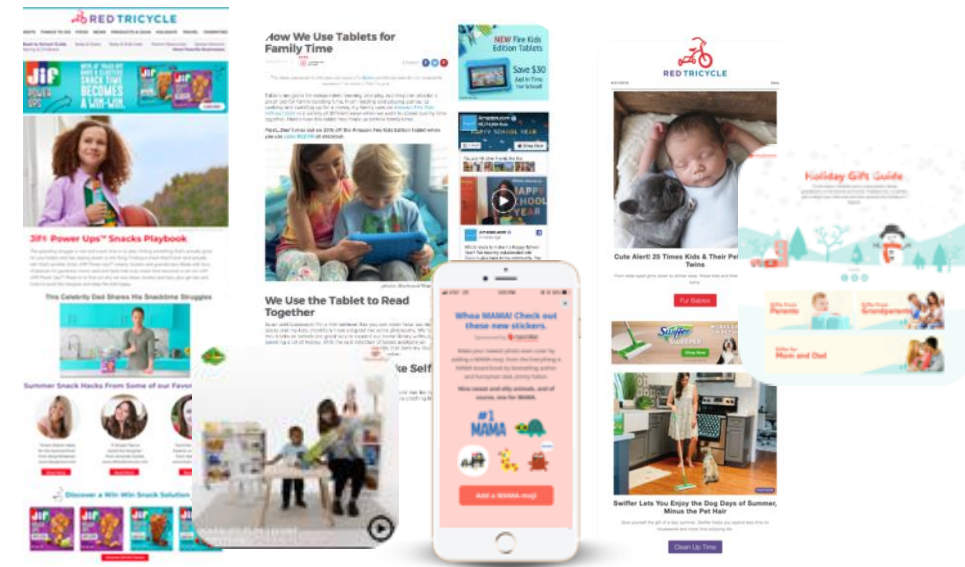
Note: FY20 only includes revenue from the Redtri acquisition for a period of 4 months.



Family & Friends



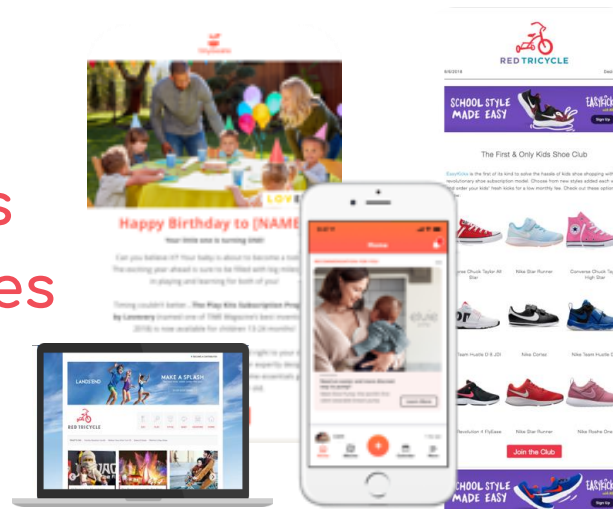
Content



Two trusted brands. A one-stop destination.

Connecting families with everything they need to thrive

Products & Services



Utility



COVID-19 Update

In response to COVID-19, Tinybeans has taken decisive and prompt measures, including:



Workforce

- Entire workforce remote since early March 2020, working very effectively and driving many efficiencies to productivity
- Integrated Red Tricycle acquisition, now operating under a single team, single vision and plan going forward
- We continue to prioritize employee security and supporting clients and subscribers



New Talent

- Recruited key senior leadership roles to fill out open positions driving revenues, product growth and technical excellence
- Recruited key sales roles on the East Coast to drive further revenue growth potential largely in NY



Product

- Customer engagement grew in recent quarters as stay at home orders were in place. Hitting over 1.7M weekly active users (combined)
- Content adapted to offer parents more virtual experiences along with more articles supporting their home bound situations



Advertising

- While some national advertisers reduced spend, we saw an increase in advertising interest from companies in toys, online learning and consumer packaged goods. Local advertisers focus changed from experiential to vital services like hospitals and schools
- Single value proposition with targeted accounts that were increasing spend was the focus and continues to be every day



Operating Costs

- Reviewed every cost line and renegotiated with all suppliers receiving discounts on rent, hosting, software and other services
- Applied and successfully received PPP Loans from the U.S. Government, which are still likely to be forgiven although the application process is yet to begin

The on-demand resource for your parenting journey



Albums

How can I save all our photos and videos of the children?

How can I trust my children's memories are private?

How can I filter my child's memories by location or activity?

How can I see a timeline of all my children's photos?



Information

What is around the corner for my child's development?

What should I do in relation to children and their milestones?

What should I do this weekend with the kids?

What products will assist with my child's development?



Community

How do we share our child's memories privately with family?

How do we keep my family involved with my child's life?

Can I speak to someone who also has a child my son's age?

How do we meet & learn from other parents like us?



Search

How do we find local childcare?

Can I find a trusted local babysitter tonight?

Are there any activities with paw patrol? My kids love it!

What should I buy my 3-year granddaughter for her birthday?



Marketplace

What products are suitable for my 2-year-old?

Is there a local music class for my daughter?

Has anyone else used this cool new couch for kids?

Finding a tutor for my son. Is there someone local?

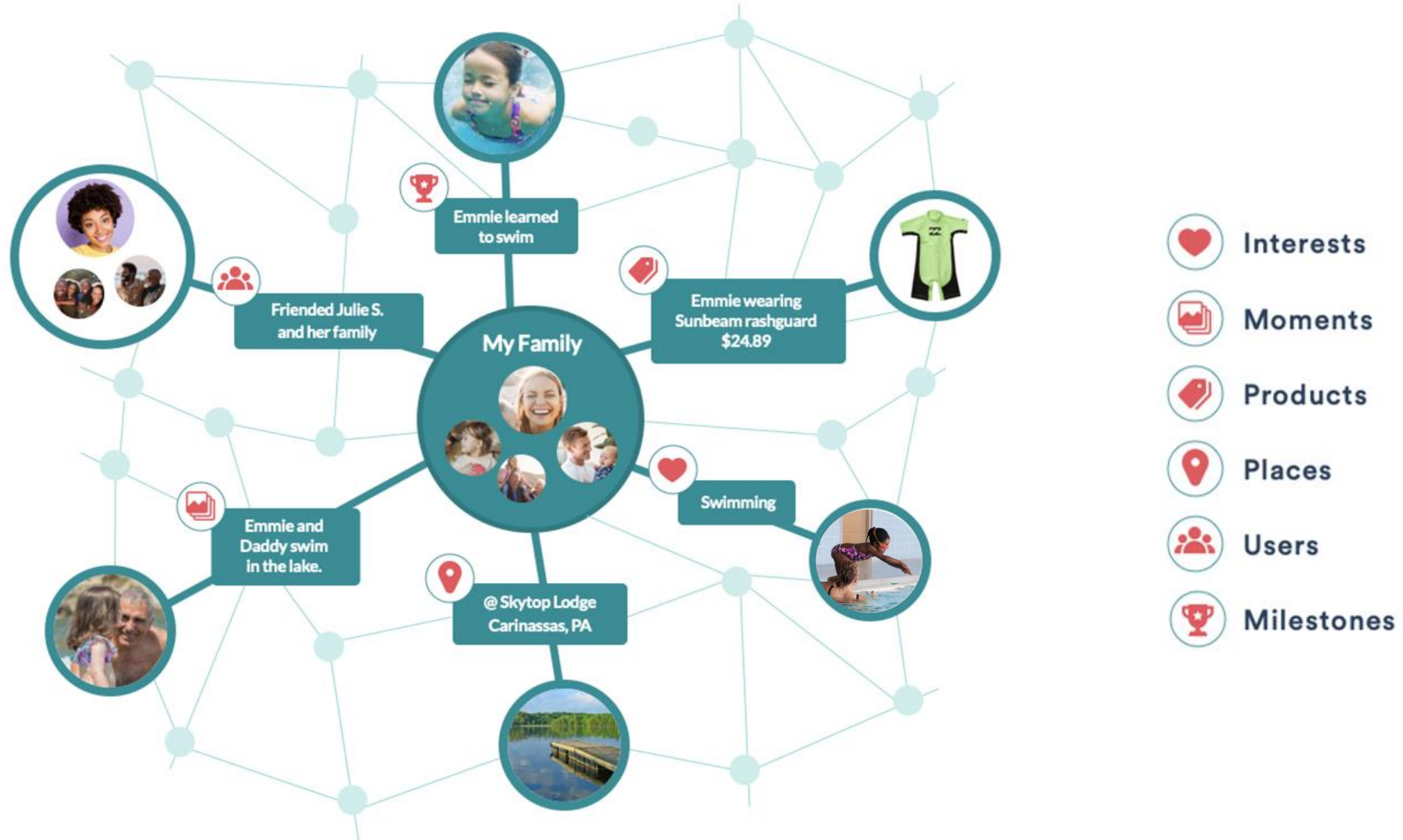
Current Tinybeans Services



Future Tinybeans Services

Audience Growth & Monetization

Broaden the experience to foster community engagement



FY21 Key Execution Priorities

Tinybeans has made a strong start to FY21



World Class Sales

- Create a world class ad sales team that is consultative (idea driven), hungry, and empowered
- Clearly define our new cross-brand value based upon our unique combination of strengths: prenatal to pre-teen, brand-safe environments, first party data (TNY), local roots (RT), strong app, influencer network
- Curate ad products, improve inventory management and sale, reduce/remove friction in ad serving/reporting



Marketing

- Execute innovative programs that drive user growth, build brand reputation and inspire community devotion
- Key quarterly programs to drive top of the funnel growth of web traffic and email sign ups (paid acquisition in Q3)
- Launch and grow e-commerce affiliate revenues on a recurring monthly basis



Product

- Determine and maximize our engine for user growth and implement new features to create habit forming actions
- Engage users with content based on their personal tastes, family life stage, location and demographics
- Increase subscription revenue while experimenting and validating new, sustainable revenue channels



Technology

- Automate key processes to facilitate rapid development and experimentation
- Refine our data management platform for securely housing and utilizing first-party data
- Rollout continuous delivery pipeline for quality control and efficient development upgrades



People

- One Team One Goal with alignment on our values, mission & vision
- Continue to attract and retain top talent who are diverse, inspired and driven to succeed
- Driving high performance culture with individual and team KPIs, aligned to company growth plans

Success Metrics:

**Ad Revenue
Partner Retention &
Growth**

**Traffic & Affiliate
Revenues**

**User Growth and
Retention**

**Operation Margin
and Scalability**

**Employee
Engagement**

Why Tinybeans?

Advertising business

- Number 1 Parenting App in the U.S.*
- Top quality brand roster increasing their spend across brand safe platforms
- Industry changes with large brands boycotting traditional advertising platforms
- 10 sellers across the ad sales team
- Strategic marketing efforts driving unique value propositions for leading brands
- Reaching 25 million people every month including social

Loyal Audience & Brand strength

- Tinybeans and Red Tricycle are much loved parenting brands with trust and loyalty driving YoY retention
- Audience continually providing feedback and comments to drive improvement and retention
- World class Net Promoter Score of over 70
- New Influencer network (TheHive) driving brand growth continually

Subscription business

- Monthly recurring revenues with high margin
- High value customers driving organic word of mouth
- Strong base feature set that will evolve in FY21 to drive more recurring revenues
- Solid platform for recurring revenues with increased efforts in FY21 to grow even more
- Loyal audience with nearly 90% annual retention



WE'RE EXPECTING



OUR BABY



OUR BIG KID



* As defined by being a parenting app (advertising and subscriptions based) in the top sites in the U.S. from ComScore.com

Leadership Team



Eddie Geller
Chief Executive
Officer



Kyle Martin
Chief Product
Officer



Jacqui Boland
Chief Marketing
Officer (Interim)



Ula Mikus
Head of Talent
& Happiness



Nina Lawrence
Chief Revenue
Officer



Mark Wunsch
Chief Technology
Officer



Grady Edelstein
Head of Partnership
Marketing



Maria Centino
Head of Finance

Board of Directors



John Dougall
Non-Executive Chairman
(AUS Based)



Eddie Geller
Executive Director & CEO
(US Based)



Megan Gardner
(Outgoing)
Non-Executive Director



Andrew Whitten
Non-Executive Director
(AUS Based)



Andrea Cutright
Non-Executive Director
(US Based)



Kathy Mayor
Non-Executive Director
(US Based)



Missy Godfrey
(Outgoing)
Non-Executive Director



Thank you!

Eddie Geller
CEO
eddie@tinybeans.com



tinybeans
(ASX: TNY; OTCQX: TNYF)

Corporate Info

Tinybeans

25 W 36th St, 5th Floor
New York, NY 10018

www.tinybeans.com

investors@tinybeans.com

[@tinybeanskids](https://twitter.com/tinybeanskids)

Disclaimer

This presentation is provided for information purposes only. The information in this presentation is in a summary form, does not purport to be complete and is not intended to be relied upon as advice to investors or other persons. The information contained in this presentation was prepared as of its date, and remains subject to change without notice. This presentation has been provided to you solely for the purpose of giving you background information about Tinybeans Group Ltd (Tinybeans).

No representation or warranty, express or implied, is made as to the accuracy, reliability, completeness or fairness of the information, opinions and conclusions contained in this presentation. Neither Tinybeans, its related bodies corporate, shareholders or affiliates, nor any of their respective officers, directors, employees, related bodies corporate, affiliates, agents or advisers makes any representations or warranties that this presentation is complete or that it contains all material information about Tinybeans or which a prospective investor or purchaser may require in evaluating a possible investment in Tinybeans or acquisition of shares. To the maximum extent permitted by law, none of those persons accept any liability, including, without limitation, any liability arising out of fault or negligence for any loss arising from the use of information contained in this presentation or in relation to the accuracy or completeness of the information, statements, opinions or matters, express or implied, contained in, arising out of or derived from, or for omissions from, this presentation. Tinybeans has not independently verified any of the contents of this presentation (including, without limitation, any of the information attributed to third parties). No person is under any obligation to update this presentation at any time after its release to you.

Certain statements in this presentation may constitute forward-looking statements or statements about future matters that are based upon information known and assumptions made as of the date of this presentation. Forward looking statements can generally be identified by the use of forward looking words such as, expect, anticipate, likely, intend, should, could, may, predict, plan, propose, will, believe, forecast, estimate, target and other similar expressions within the meaning of securities laws of applicable jurisdictions. Indications of, and guidance or outlook on, future earnings or financial position or performance are also forward looking statements. These statements are subject to internal and external risks and uncertainties that may have a material effect on future business. A summary of some of the key risks of Tinybeans business is set out in the appendix. Actual results may differ materially from any future results or performance expressed, predicted or implied by the statements contained in this presentation. As such, undue reliance should not be placed on any forward looking statement. Past performance is not necessarily a guide to future performance. Nothing contained in this presentation nor any information made available to you is, or shall be relied upon as, a promise, representation, warranty or guarantee, whether as to the past, present or future.

This presentation is not, and does not constitute, an offer to sell or the solicitation, invitation or recommendation to purchase any securities in Tinybeans and neither this presentation nor any of the information contained herein shall form the basis of any contract or commitment. In particular, this presentation does not constitute an offer to sell, or a solicitation of an offer to buy, any securities in the United States.

This presentation may not be reproduced or redistributed to any other person.

All references to dollars, cents or \$ in this presentation are to **USD** currency, unless otherwise stated.

In receiving this presentation, each recipient agrees to the foregoing terms and conditions.