

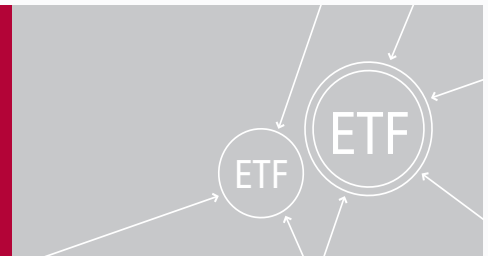
PLEASE CROSS RELEASE TO ALL BELOW
COMPANY CODES



Vanguard®

Interim Report for the Vanguard® Exchange Traded Funds

10 March 2020



Vanguard Investments Australia Ltd announces the following:

ETF	ASX CODE	ANNOUNCEMENT
Vanguard Ethically Conscious International Shares Index ETF	VESG	Interim Report
Vanguard Ethically Conscious Global Aggregate Bond Index (Hedged) ETF	VMIN	Interim Report
Vanguard MSCI Index International Shares (Hedged) ETF	VGAD	Interim Report

Vanguard has prepared an interim report for the half year ended 31 December 2019, for the Vanguard Wholesale Funds. The ETFs above are classes of units in the relevant funds. Units in the ETF class are those that are traded on the Australian Securities Exchange (ASX).

The interim report provides financial information for each fund and where indicated, provides specific information for the ETF class.

Further Information

If you have any queries on Vanguard ETFs, please visit vanguard.com.au

© 2020 Vanguard Investments Australia Ltd (ABN 72 072 881 086 / AFS Licence 227263) is the product issuer, and is a wholly owned subsidiary of The Vanguard Group, Inc. based in the US. All rights reserved.

Vanguard Investments Australia Ltd, Level 34, Freshwater Place, 2 Southbank Boulevard, Southbank VIC 3006 vanguard.com.au 1300 655 888



Interim report for the half year ended 31 December 2019

Vanguard® Wholesale International Equities Funds (Hedged) & ETFs

2019 -

2020

Vanguard Wholesale International Equities Funds (Hedged) & ETFs

	ASX CODE:		
Vanguard Global Infrastructure Index Fund (Hedged)		ARSN 128 385 197	ABN 92 392 829 821
Vanguard MSCI Index International Shares (Hedged) ETF	VGAD	ARSN 165 786 989	ABN 92 314 430 239
Vanguard International Property Securities Index Fund (Hedged)		ARSN 115 001 360	ABN 52 511 318 838
Vanguard Ethically Conscious International Shares Index Fund	VESG	ARSN 626 133 275	ABN 89 276 633 202
Vanguard Global Minimum Volatility Fund	VMIN	ARSN 165 787 708	ABN 80 259 391 198
Vanguard International Shares Index Fund (Hedged)		ARSN 093 254 909	ABN 97 123 270 094
Vanguard International Shares Select Exclusions Index Fund		ARSN 613 045 739	ABN 45 215 187 041

Responsible Entity

Vanguard Investments Australia Ltd
ABN 72 072 881 086
AFSL 227263

Level 34
Freshwater Place
2 Southbank Boulevard
Southbank Vic 3006

Telephone: (03) 8888 3888
Facsimile: 1300 765 712

vanguard.com.au

Contents

Directors' report	4
Auditor's independence declaration	7
Statements of comprehensive income	8
Balance sheets	10
Statements of changes in equity	12
Statements of cash flows	13
Notes to the financial statements	15
Directors' declaration	23
Independent auditor's report	24

About Vanguard

Since our establishment in 1975, Vanguard has strived to be the world's highest-value provider of investment products and services. We have an unwavering focus on our clients with a commitment to champion what's best for investors by offering outstanding service, while keeping costs low.

Over the years Vanguard has built a reputation as a global leader in client advocacy and earned the trust of millions of investors along the way. Our sole purpose has been to align our interest with those of our investors to ensure they have the best chance for investment success.

With more than AUD \$8.7 trillion in assets under management as of 31 December 2019, including more than AUD \$1.7 trillion in ETFs, Vanguard is one of the world's largest global investment management companies.

In Australia, Vanguard has been serving financial advisers, retail clients and institutional investors for more than 20 years.

Our unique structure – putting investors' interests first

What sets Vanguard apart - and allows Vanguard to put investors first around the world - is the ownership structure of The Vanguard Group, Inc., in the United States.

Rather than being publicly traded or owned by a small group of individuals, the Vanguard Group is owned by Vanguard's US-domiciled funds and ETFs. Those funds, in turn, are owned by their investors.

This mutual structure aligns our interests with those of our investors and drives the culture, philosophy and policies throughout the Vanguard organisation worldwide. As a result, Australian investors benefit from Vanguard's stability and experience, low costs and client focus.

Our investment expertise

When you invest with Vanguard, you have more than 40 years of investing experience behind you. So no matter which investment products suit your needs, you can feel confident that Vanguard investments are built on a rigorous investment philosophy that stands the test of time.

Low-cost investing

We know we can't control the markets, but we can control the costs of investing. To that end, providing low-cost investments isn't a pricing strategy for us. It's how we do business.

We can keep costs low because of our unique ownership structure in the United States, which allows us to return profits to investors through lower costs.

Directors' report

The Responsible Entity of the Vanguard Wholesale International Equities Funds (Hedged) & ETFs (the "Funds") for the half-year ended 31 December 2019 was Vanguard Investments Australia Ltd (the "Responsible Entity").

The directors of Vanguard Investments Australia Ltd present their report together with the financial statements for the half-year ended 31 December 2019.

Principal activities

The Funds invest in accordance with the investment policy of the Funds as set out in their respective Product Disclosure Statements (PDSs) and in accordance with the Funds' Constitution. The Funds seek to track the returns of the Funds' respective indices, except Vanguard Global Minimum Volatility Fund which seeks to provide long-term capital appreciation with volatility lower than the FTSE Global All Cap Index (AUD Hedged), before taking into account fees, expenses and tax.

The ETF Class units of the Funds operate as Exchange Traded Funds (ETFs) listed on the Australian Securities Exchange (ASX).

The Funds did not have any employees during the half-year.

There were no significant changes in the nature of the activities of the Funds during the half-year.

Directors

The following persons held office as directors of the Responsible Entity during the half-year and up to the date of this report:

J M Norris

C Lui

J Platt

F Kolimago

Review and results of operations

The Funds invest in listed equity securities, listed unit trusts, listed property trusts, unlisted unit trusts, derivatives and cash and cash equivalents. The investment policy of the Funds continue to be in accordance with the provisions of the Funds' Constitution.

Results

The results of the operations of the Funds were as follows:

	Vanguard Global Infrastructure Index Fund (Hedged)		Vanguard MSCI Index International Shares (Hedged) ETF		Vanguard International Property Securities Index Fund (Hedged)	
	31 Dec 2019	31 Dec 2018	31 Dec 2019	31 Dec 2018	31 Dec 2019	31 Dec 2018
Operating profit/(loss) before finance costs attributable to unitholders (\$'000)	19,802	(8,466)	62,193	(40,495)	102,786	(67,063)
Distributions - Wholesale Class						
Distribution paid and payable (\$'000)	-	75	-	-	-	88
Distribution (cents per unit)	-	0.0267	-	-	-	0.0063
Distributions - ETF Class						
Distribution paid and payable (\$'000)	-	-	-	-	-	-
Distribution (cents per unit)	-	-	-	-	-	-

Directors' report (continued)

Review and results of operations (continued)

Results (continued)

	Vanguard Ethically Conscious International Shares Index Fund		Vanguard Global Minimum Volatility Fund		Vanguard International Shares Index Fund (Hedged)		Vanguard International Shares Select Exclusions Index Fund	
	31 Dec 2019	For the period 28 May 2018 to 31 Dec 2018	31 Dec 2019	31 Dec 2018	31 Dec 2019	31 Dec 2018	31 Dec 2019	31 Dec 2018
Operating profit/(loss) before finance costs attributable to unitholders (\$'000)	66,834	(23,046)	1,960	(1,654)	446,481	(375,282)	136,895	(52,865)
Distributions - Wholesale Class								
Distribution paid and payable (\$'000)	-	-	131	-	-	-	-	-
Distribution (cents per unit)	-	-	1.1829	-	-	-	-	-
Distributions - ETF Class								
Distribution paid and payable (\$'000)	382	13	127	-	-	-	-	-
Distribution (cents per unit)	38.4661	16.5673	46.0156	-	-	-	-	-
Distributions - AUD Class								
Distribution paid and payable (\$'000)	-	-	-	-	-	4,595	-	-
Distribution (cents per unit)	-	-	-	-	-	0.0848	-	-
Distributions - NZD Class								
Distribution paid and payable (\$'000)	-	-	-	-	6,283	-	-	-
Distribution (cents per unit)	-	-	-	-	9.1292	-	-	-
Distributions - AUD Unhedged Class								
Distribution paid and payable (\$'000)	2,309	7	-	-	-	-	6,389	3,868
Distribution (cents per unit)	0.8028	0.2596	-	-	-	-	1.6899	1.3657
Distributions - AUD Hedged Class								
Distribution paid and payable (\$'000)	-	-	-	-	-	-	-	1,368
Distribution (cents per unit)	-	-	-	-	-	-	-	1.5413
Distributions - NZD Hedged Class								
Distribution paid and payable (\$'000)	-	3,534	-	-	-	-	-	1,061
Distribution (cents per unit)	-	1.2777	-	-	-	-	-	0.1666

Significant changes in state of affairs

In the opinion of the directors, there were no significant changes in the state of affairs of the Funds that occurred during the half-year.

Matters subsequent to the end of the financial half-year

No matter or circumstance has arisen since 31 December 2019 that has significantly affected, or may significantly affect:

- (i) the operations of the Funds in future financial periods; or
- (ii) the results of those operations in future financial periods; or
- (iii) the state of affairs of the Funds in future financial periods.

Directors' report (continued)


Rounding of amounts to the nearest thousand dollars

Amounts in the directors' report have been rounded to the nearest thousand dollars in accordance with *ASIC Corporations (Rounding in Financial/Directors' Report) Instrument 2016/191*, unless otherwise indicated.

Auditor's independence declaration

A copy of the auditor's independence declaration as required under Section 307C of the *Corporations Act 2001* is set out on page 7.

This report is made in accordance with a resolution of the directors.

A handwritten signature in black ink, appearing to be 'F Kolimago', written in a cursive style.

F Kolimago

Managing Director

Melbourne

4 March 2020



Auditor's Independence Declaration for Vanguard Wholesale International Equities Funds (Hedged) & ETFs

- Vanguard Global Infrastructure Index Fund (Hedged)
- Vanguard MSCI Index International Shares (Hedged) ETF
- Vanguard International Property Securities Index Fund (Hedged)
- Vanguard Ethically Conscious International Shares Index Fund
- Vanguard Global Minimum Volatility Fund
- Vanguard International Shares Index Fund (Hedged)
- Vanguard International Shares Select Exclusions Index Fund

As lead auditor for the review of Vanguard Wholesale International Equities Funds (Hedged) & ETFs for the half-year ended 31 December 2019, I declare that to the best of my knowledge and belief, there have been:

- (a) no contraventions of the auditor independence requirements of the *Corporations Act 2001* in relation to the review; and
- (b) no contraventions of any applicable code of professional conduct in relation to the review.

A handwritten signature in blue ink, appearing to read 'Britt Hawkins'.

Britt Hawkins
Partner
PricewaterhouseCoopers

Melbourne
4 March 2020

Statements of comprehensive income

For the half-year ended 31 December 2019

		Vanguard Global Infrastructure Index Fund (Hedged)		Vanguard MSCI Index International Shares (Hedged) ETF		Vanguard International Property Securities Index Fund (Hedged)	
		31 Dec 2019	31 Dec 2018	31 Dec 2019	31 Dec 2018	31 Dec 2019	31 Dec 2018
	Notes	\$'000	\$'000	\$'000	\$'000	\$'000	\$'000
Investment income							
Interest income		7	9	16	54	16	-
Dividend income		-	-	-	-	-	-
Distribution income		6,685	2,764	7,290	4,492	23,061	28,964
Net gains/(losses) on financial instruments at fair value through profit or loss		13,174	(11,208)	55,006	(45,017)	79,954	(95,841)
Other operating income		-	-	80	72	-	-
Total net investment income/(loss)		19,866	(8,435)	62,392	(40,399)	103,031	(66,877)
Expenses							
Responsible Entity's fees		56	25	121	79	235	175
Custody fees		8	6	18	17	10	10
Transaction costs		-	-	-	-	-	-
Other operating expenses		-	-	60	-	-	1
Total operating expenses		64	31	199	96	245	186
Operating profit/(loss)		19,802	(8,466)	62,193	(40,495)	102,786	(67,063)
Finance costs attributable to unitholders							
Distributions to unitholders	5	-	-	-	-	-	-
(Increase)/decrease in net assets attributable to unitholders	4	-	-	-	-	-	-
Profit/(loss) for the half-year		19,802	(8,466)	62,193	(40,495)	102,786	(67,063)
Other comprehensive income		-	-	-	-	-	-
Total comprehensive income for the half- year		19,802	(8,466)	62,193	(40,495)	102,786	(67,063)

The above statements of comprehensive income should be read in conjunction with the accompanying notes.

Statements of comprehensive income (continued)

For the half-year ended 31 December 2019

		Vanguard Ethically Conscious International Shares Index Fund	Vanguard Global Minimum Volatility Fund	Vanguard International Shares Index Fund (Hedged)	Vanguard International Shares Select Exclusions Index Fund		
		For the period 28 May 2018 31 Dec 2019	31 Dec 2019	31 Dec 2018	31 Dec 2019	31 Dec 2018	31 Dec 2019
	Notes	\$'000	\$'000	\$'000	\$'000	\$'000	\$'000
Investment income							
Interest income		19	35	-	4	-	551
Dividend income		5,008	1,298	255	260	-	-
Distribution income		290	79	153	143	69,242	71,344
Net gains/(losses) on financial instruments at fair value through profit or loss		62,443	(24,173)	1,618	(2,002)	378,504	(446,354)
Other operating income		29	3	6	9	-	18
Total net investment income/(loss)		67,789	(22,758)	2,032	(1,586)	447,746	(374,441)
Expenses							
Responsible Entity's fees		745	215	42	43	889	801
Custody fees		61	13	10	12	34	40
Transaction costs		24	5	4	4	-	-
Other operating expenses		125	55	16	9	342	-
Total operating expenses		955	288	72	68	1,265	841
Operating profit/(loss)		66,834	(23,046)	1,960	(1,654)	446,481	(375,282)
Finance costs attributable to unitholders							
Distributions to unitholders	5	(2,691)	(3,554)	(258)	-	(6,283)	(4,595)
(Increase)/decrease in net assets attributable to unitholders	4	(64,143)	26,600	(1,702)	1,654	(440,198)	379,877
Profit/(loss) for the half-year		-	-	-	-	-	-
Other comprehensive income		-	-	-	-	-	-
Total comprehensive income for the half-year		-	-	-	-	-	-

The above statements of comprehensive income should be read in conjunction with the accompanying notes.

Balance sheets

As at 31 December 2019

		Vanguard Global Infrastructure Index Fund (Hedged)		Vanguard MSCI Index International Shares (Hedged) ETF		Vanguard International Property Securities Index Fund (Hedged)	
		31 Dec 2019 \$'000	30 Jun 2019 \$'000	31 Dec 2019 \$'000	30 Jun 2019 \$'000	31 Dec 2019 \$'000	30 Jun 2019 \$'000
	Notes						
Assets							
Cash and cash equivalents		430	837	4,251	2,658	1,405	7,890
Margin accounts		-	35	657	2,051	31	468
Receivables		28	725	4	4	78	398
Accrued income		5,009	4,641	4,150	5,945	13,257	11,582
Financial assets at fair value through profit or loss		430,844	298,017	813,137	614,428	1,578,621	1,331,717
Total assets		436,311	304,255	822,199	625,086	1,593,392	1,352,055
Liabilities							
Margin accounts		-	-	16,400	-	-	-
Distribution payable	5	-	-	-	-	-	-
Payables		39	7	92	101	97	747
Due to brokers - payables for securities purchased		5,007	2,223	9,700	-	-	7,981
Financial liabilities at fair value through profit or loss		321	967	22,730	4,620	1,841	2,899
Total liabilities		5,367	3,197	48,922	4,721	1,938	11,627
Net assets attributable to unitholders (equity)	4	430,944	301,058	773,277	620,365	1,591,454	1,340,428

The above balance sheets should be read in conjunction with the accompanying notes.

Balance sheets (continued)

As at 31 December 2019

		Vanguard Ethically Conscious International Shares Index Fund		Vanguard Global Minimum Volatility Fund		Vanguard International Shares Index Fund (Hedged)		Vanguard International Shares Select Exclusions Index Fund	
		31 Dec 2019	30 Jun 2019	31 Dec 2019	30 Jun 2019	31 Dec 2019	30 Jun 2019	31 Dec 2019	30 Jun 2019
	Notes	\$'000	\$'000	\$'000	\$'000	\$'000	\$'000	\$'000	\$'000
Assets									
Cash and cash equivalents		13,506	6,841	314	490	31,442	33,608	10,102	14,032
Margin accounts		761	599	49	42	2,610	7,943	1,453	2,147
Receivables		545	8,303	43	171	538	1,601	1,792	6,244
Accrued income		778	517	114	117	35,216	107,763	1,294	1,189
Due from brokers - receivable for securities sold		-	1	-	-	-	-	-	-
Financial assets at fair value through profit or loss		832,915	522,131	32,154	28,170	5,756,197	4,753,736	1,740,075	1,395,757
Total assets		848,505	538,392	32,674	28,990	5,826,003	4,904,651	1,754,716	1,419,369
Liabilities									
Margin accounts		11,277	4,020	310	-	118,481	3,807	32,634	8,968
Distribution payable	5	1,629	867	258	-	-	25,645	2,990	5,789
Payables		152	101	8	7	641	1,977	336	467
Due to brokers - payables for securities purchased		14,399	14,500	-	378	41,441	-	16,526	20,078
Financial liabilities at fair value through profit or loss		11,234	6,246	147	130	161,875	66,059	33,215	15,324
Total liabilities		38,691	25,734	723	515	322,438	97,488	85,701	50,626
Net assets attributable to unitholders (liability)	4	809,814	512,658	31,951	28,475	5,503,565	4,807,163	1,669,015	1,368,743

The above balance sheets should be read in conjunction with the accompanying notes.

Statements of changes in equity

For the half-year ended 31 December 2019

	Vanguard Global Infrastructure Index Fund (Hedged)		Vanguard MSCI Index International Shares (Hedged) ETF		Vanguard International Property Securities Index Fund (Hedged)	
	31 Dec 2019	31 Dec 2018	31 Dec 2019	31 Dec 2018	31 Dec 2019	31 Dec 2018
Notes	\$'000	\$'000	\$'000	\$'000	\$'000	\$'000
Total equity at the beginning of the financial half-year	301,058	136,071	620,365	407,156	1,340,428	1,199,429
Profit/(loss) for the half-year	19,802	(8,466)	62,193	(40,495)	102,786	(67,063)
Other comprehensive income	-	-	-	-	-	-
Total comprehensive income for the half-year	19,802	(8,466)	62,193	(40,495)	102,786	(67,063)
Transactions with unitholders						
Applications	126,132	145,639	90,719	76,229	235,770	330,525
Redemptions	(16,048)	(26,478)	-	-	(87,530)	(445,246)
Units issued upon reinvestment of distributions	-	2,689	-	573	-	12,574
Distributions paid and payable	-	(75)	-	-	-	(88)
Total transactions with unitholders	110,084	121,775	90,719	76,802	148,240	(102,235)
Total equity at the end of the financial half-year	430,944	249,380	773,277	443,463	1,591,454	1,030,131

	Vanguard Ethically Conscious International Shares Index Fund		Vanguard Global Minimum Volatility Fund		Vanguard International Shares Index Fund (Hedged)		Vanguard International Shares Select Exclusions Index Fund	
	31 Dec 2019	For the period 28 May 2018 to 31 Dec 2018	31 Dec 2019	31 Dec 2018	31 Dec 2019	31 Dec 2018	31 Dec 2019	31 Dec 2018
Notes	\$'000	\$'000	\$'000	\$'000	\$'000	\$'000	\$'000	\$'000
Total equity at the beginning of the financial half-year	-	-	-	-	-	-	-	-
Profit/(loss) for the half-year	-	-	-	-	-	-	-	-
Other comprehensive income	-	-	-	-	-	-	-	-
Total comprehensive income for the half-year	-	-	-	-	-	-	-	-
Transactions with unitholders in their capacity as owners	-	-	-	-	-	-	-	-
Total equity at the end of the financial half-year	-	-	-	-	-	-	-	-

The above statements of changes in equity should be read in conjunction with the accompanying notes.

Statements of cash flows

For the half-year ended 31 December 2019

	Vanguard Global Infrastructure Index Fund (Hedged)		Vanguard MSCI Index International Shares (Hedged) ETF		Vanguard International Property Securities Index Fund (Hedged)	
	31 Dec 2019	31 Dec 2018	31 Dec 2019	31 Dec 2018	31 Dec 2019	31 Dec 2018
Notes	\$'000	\$'000	\$'000	\$'000	\$'000	\$'000
Cash flows from operating activities						
Proceeds from sale of financial instruments at fair value through profit or loss	4,095	33,113	73,568	(7,606)	20,539	381,965
Purchases of financial instruments at fair value through profit or loss	(115,245)	(148,865)	(162,678)	(64,900)	(174,874)	(334,266)
Transaction costs on purchases of financial instruments at fair value through profit or loss	-	-	-	-	-	-
Interest received	7	9	75	26	19	-
Dividends received	-	-	-	-	-	-
Distributions received	-	5,263	-	-	-	-
Other income received	-	-	80	132	-	-
Responsible Entity's fees paid	(43)	(23)	(117)	(78)	(227)	(181)
Operating expenses paid	(9)	(12)	(91)	(17)	(12)	(369)
Net cash inflow/(outflow) from operating activities	(111,195)	(110,515)	(89,163)	(72,443)	(154,555)	47,149
Cash flows from financing activities						
Proceeds from applications by unitholders	126,830	145,636	90,719	76,229	236,092	398,771
Payments for redemptions by unitholders	(16,029)	(26,600)	-	-	(88,188)	(445,569)
Distributions paid from operating activities	-	(1,994)	-	(3,812)	-	(7,194)
Net cash inflow/(outflow) from financing activities	110,801	117,042	90,719	72,417	147,904	(53,992)
Net increase/(decrease) in cash and cash equivalents	(394)	6,527	1,556	(26)	(6,651)	(6,843)
Cash and cash equivalents at the beginning of the half-year	837	5,051	2,658	3,811	7,890	17,401
Effects of foreign currency exchange rate changes on cash and cash equivalents	(13)	41	37	110	166	249
Cash and cash equivalents at the end of the half-year	430	11,619	4,251	3,895	1,405	10,807
Non-cash financing activities	-	2,689	-	573	-	12,574

The above statements of cash flows should be read in conjunction with the accompanying notes.

Statements of cash flows (continued)

For the half-year ended 31 December 2019

	Vanguard Ethically Conscious International Shares Index Fund		Vanguard Global Minimum Volatility Fund		Vanguard International Shares Index Fund (Hedged)		Vanguard International Shares Select Exclusions Index Fund	
	For the period 28 May 2018 31 Dec 2019 to 31 Dec 2018 \$'000		31 Dec 2019 \$'000	31 Dec 2018 \$'000	31 Dec 2019 \$'000	31 Dec 2018 \$'000	31 Dec 2019 \$'000	31 Dec 2018 \$'000
Notes	\$'000	\$'000	\$'000	\$'000	\$'000	\$'000	\$'000	\$'000
Cash flows from operating activities								
Proceeds from sale of financial instruments at fair value through profit or loss	34,333	11,259	10,909	4,705	234,023	311,312	104,703	369,986
Purchases of financial instruments at fair value through profit or loss	(270,533)	(281,355)	(13,299)	(13,224)	(459,682)	(251,388)	(283,236)	(323,425)
Transaction costs on purchases of financial instruments at fair value through profit or loss	(24)	(5)	(4)	(4)	-	-	(23)	(26)
Interest received	19	32	2	2	448	354	29	82
Dividends received	4,757	999	266	231	-	-	12,279	9,370
Distributions received	262	56	150	111	-	-	572	681
Other income received	29	4	7	9	-	23	134	57
Responsible Entity's fees paid	(690)	(160)	(41)	(41)	(869)	(817)	(1,714)	(1,472)
Operating expenses paid	(200)	(81)	(26)	(21)	(387)	(1,007)	(350)	(1,477)
Net cash inflow/(outflow) from operating activities	(232,047)	(269,251)	(2,036)	(8,232)	(226,467)	58,477	(167,606)	53,776
Cash flows from financing activities								
Proceeds from applications by unitholders	388,434	273,819	8,931	10,118	529,135	541,841	263,472	360,813
Payments for redemptions by unitholders	(149,144)	(15)	(7,037)	(2,050)	(291,596)	(545,169)	(96,343)	(422,430)
Distributions paid from operating activities	(420)	(9)	-	-	(13,545)	(49,253)	(2,557)	(2,921)
Net cash inflow/(outflow) from financing activities	238,870	273,795	1,894	8,068	223,994	(52,581)	164,572	(64,538)
Net increase/(decrease) in cash and cash equivalents	6,823	4,544	(142)	(164)	(2,473)	5,896	(3,034)	(10,762)
Cash and cash equivalents at the beginning of the half-year	6,841	-	490	168	33,608	80,945	14,032	14,763
Effects of foreign currency exchange rate changes on cash and cash equivalents	(158)	270	(34)	8	307	940	(896)	1,542
Cash and cash equivalents at the end of the half-year	13,506	4,814	314	12	31,442	87,781	10,102	5,543
Non-cash financing activities	1,509	53	-	-	18,383	81,472	6,631	-

The above statements of cash flows should be read in conjunction with the accompanying notes.

Notes to the financial statements

For the half-year ended 31 December 2019

1 General information

These financial statements cover the Vanguard Wholesale International Equities Funds (Hedged) & ETFs (the “Funds”) as registered managed investment schemes. The respective constitution dates are as follows:

- Vanguard Global Infrastructure Index Fund (Hedged) 26 October 2007
- Vanguard MSCI Index International Shares (Hedged) ETF 25 September 2013
- Vanguard International Property Securities Index Fund (Hedged) 30 June 2005
- Vanguard Ethically Conscious International Shares Index Fund 28 May 2018
- Vanguard Global Minimum Volatility Fund 31 August 2016
- Vanguard International Shares Index Fund (Hedged) 8 June 2000
- Vanguard International Shares Select Exclusions Index Fund 9 December 2016

The Responsible Entity of the Vanguard Wholesale International Equities Funds (Hedged) & ETFs is Vanguard Investments Australia Ltd (the “Responsible Entity”). The Responsible Entity’s registered office is Level 34, Freshwater Place, 2 Southbank Boulevard, Southbank Vic 3006.

The Funds invest in accordance with the investment policy of the Funds as set out in their respective Product Disclosure Statements (PDSs) and in accordance with the Funds’ Constitution. The Funds seek to track the returns of the Funds’ respective indices, except Vanguard Global Minimum Volatility Fund which seeks to provide long-term capital appreciation with volatility lower than the FTSE Global All Cap Index (AUD Hedged), before taking into account fees, expenses and tax.

The ETF Class units of the Funds operate as Exchange Traded Funds (ETFs) listed on the Australian Securities Exchange (ASX).

The financial statements were authorised for issue by the directors on 4 March 2020. The directors of the Responsible Entity have the power to amend and reissue the financial statements.

2 Basis of preparation of interim report

These interim general purpose financial statements for the half-year ended 31 December 2019 have been prepared in accordance with accounting standard AASB 134 *Interim Financial Reporting* and the *Corporations Act 2001*.

The Funds are for-profit unit trusts for the purpose of preparing the financial statements.

This interim financial report does not include all the notes of the type normally included in an annual report. Accordingly, this report is to be read in conjunction with the annual report for the year ended 30 June 2019 and any public announcements made in the respect of the Funds during the interim reporting period in accordance with the continuous disclosure requirements of the *Corporations Act 2001*.

The accounting policies adopted are consistent with those of the previous financial year and corresponding half-year reporting period.

New accounting standards or amendments adopted by the Funds

There are no new standards, interpretations or amendments to existing standards that are effective for the first time for the half-year beginning 1 July 2019 that would be expected to have a material impact on the Funds.

Notes to the financial statements (continued)

For the half-year ended 31 December 2019

3 Fair value measurement

The Funds measure and recognise the following assets and liabilities at fair value on a recurring basis:

- Financial assets / liabilities at fair value through profit or loss (FVPL)
- Derivative financial instruments

The Funds have no assets or liabilities at fair value on a non-recurring basis in the current reporting period.

AASB 13 requires disclosure of fair value measurements by level of the following fair value hierarchy;

- (a) quoted prices (unadjusted) in active markets for identical assets or liabilities (level 1);
- (b) inputs other than quoted prices included within level 1 that are observable for the asset or liability, either directly or indirectly (level 2); and
- (c) inputs for the asset or liability that are not based on observable market data (unobservable inputs) (level 3).

(i) Fair value in an active market (level 1)

The fair value of financial assets and liabilities traded in active markets is based on their quoted market prices at the end of the reporting period without any deduction for estimated future selling costs.

The Funds value their investments in accordance with the accounting policies set out in note 2 to the financial statements. For the majority of investments, the Funds rely on information provided by independent pricing services for the valuation of investments.

The quoted market price used for financial assets held by the Funds is the current bid price; the appropriate quoted market price for financial liabilities is the current asking price. When the Funds hold derivatives with offsetting market risks, they use mid-market prices as a basis for establishing fair values for the offsetting risk positions and applies this bid or asking price to the net open position, as appropriate.

A financial instrument is regarded as quoted in an active market if quoted prices are readily and regularly available from an exchange, dealer, broker, industry group, pricing service, or regulatory agency, and those prices represent actual and regularly occurring market transactions on an arm's length basis.

(ii) Fair value in an inactive or unquoted market (level 2 and level 3)

The fair value of financial assets and liabilities that are not traded in an active market is determined using valuation techniques. These include the use of recent arm's length market transactions, reference to the current fair value of a substantially similar other instrument, discounted cash flow techniques, option pricing models or any other valuation technique that provides a reliable estimate of prices obtained in actual market transactions. The carrying amounts of the Funds' assets and liabilities at the balance sheet date approximate their fair values.

Where discounted cash flow techniques are used, estimated future cash flows are based on management's best estimates and the discount rate used is a market rate at the end of the reporting period applicable for an instrument with similar terms and conditions.

For other pricing models, inputs are based on market data at the end of the reporting period. Fair values for unquoted equity investments are estimated, if possible, using applicable price/earnings ratios for similar listed companies adjusted to reflect the specific circumstances of the issuer.

The fair value of derivatives that are not exchange traded is estimated at the amount that the Funds would receive or pay to terminate the contract at the balance sheet date taking into account current market conditions (volatility and appropriate yield curve) and the current creditworthiness of the counterparties. The fair value of a forward contract is determined as a net present value of estimated future cash flows, discounted at appropriate market rates as at the valuation date. The fair value of an option contract is determined by applying the Black-Scholes option valuation model.

Investments in other unlisted unit trusts are recorded at the redemption value per unit as reported by the investment managers of such funds.

Some of the inputs to these models may not be market observable and are therefore estimated based on assumptions.

The output of a model is always an estimate or approximation of a value that cannot be determined with certainty, and valuation techniques employed may not fully reflect all factors relevant to the positions the Funds hold. Valuations are therefore adjusted, where appropriate, to allow for additional factors including liquidity risk and counterparty risk.

The carrying value less impairment provision of other receivables and payables are assumed to approximate their fair values. The fair value of financial liabilities for disclosure purposes is estimated by discounting the future contractual cash flows at the current market interest rate that is available to the Fund for similar financial instruments.

Notes to the financial statements (continued)

For the half-year ended 31 December 2019

3 Fair value measurement (continued)

Recognised fair value measurements

The following tables present the Funds' financial assets and liabilities (by asset class) measured at fair value according to the fair value hierarchy at 31 December 2019 and 30 June 2019.

Vanguard Global Infrastructure Index Fund (Hedged)								
	31 Dec 2019				30 Jun 2019			
	Level 1 \$'000	Level 2 \$'000	Level 3 \$'000	Total \$'000	Level 1 \$'000	Level 2 \$'000	Level 3 \$'000	Total \$'000
Financial assets at fair value through profit or loss								
Derivatives	1	12,583	-	12,584	4	2,649	-	2,653
Unlisted unit trusts	-	418,260	-	418,260	-	295,364	-	295,364
Total	1	430,843	-	430,844	4	298,013	-	298,017
Financial liabilities at fair value through profit or loss								
Derivatives	-	321	-	321	-	967	-	967
Total	-	321	-	321	-	967	-	967

Vanguard MSCI Index International Shares (Hedged) ETF								
	31 Dec 2019				30 Jun 2019			
	Level 1 \$'000	Level 2 \$'000	Level 3 \$'000	Total \$'000	Level 1 \$'000	Level 2 \$'000	Level 3 \$'000	Total \$'000
Financial assets at fair value through profit or loss								
Derivatives	147	44,739	-	44,886	225	8,048	-	8,273
Unlisted unit trusts	-	742,251	-	742,251	-	591,354	-	591,354
Fixed interest securities*	-	26,000	-	26,000	-	14,801	-	14,801
Total	147	812,990	-	813,137	225	614,203	-	614,428
Financial liabilities at fair value through profit or loss								
Derivatives	-	22,730	-	22,730	5	4,615	-	4,620
Total	-	22,730	-	22,730	5	4,615	-	4,620

*Reverse repurchase agreements are used to manage the Funds' liquidity and collateral requirements whilst preserving capital.

Vanguard International Property Securities Index Fund (Hedged)								
	31 Dec 2019				30 Jun 2019			
	Level 1 \$'000	Level 2 \$'000	Level 3 \$'000	Total \$'000	Level 1 \$'000	Level 2 \$'000	Level 3 \$'000	Total \$'000
Financial assets at fair value through profit or loss								
Derivatives	9	52,100	-	52,109	15	11,918	-	11,933
Unlisted unit trusts	-	1,526,512	-	1,526,512	-	1,319,784	-	1,319,784
Total	9	1,578,612	-	1,578,621	15	1,331,702	-	1,331,717
Financial liabilities at fair value through profit or loss								
Derivatives	-	1,841	-	1,841	82	2,817	-	2,899
Total	-	1,841	-	1,841	82	2,817	-	2,899

Notes to the financial statements (continued)

For the half-year ended 31 December 2019

3 Fair value measurement (continued)

Recognised fair value measurements (continued)

Vanguard Ethically Conscious International Shares Index Fund								
	31 Dec 2019				30 Jun 2019			
	Level 1 \$'000	Level 2 \$'000	Level 3 \$'000	Total \$'000	Level 1 \$'000	Level 2 \$'000	Level 3 \$'000	Total \$'000
Financial assets at fair value through profit or loss								
Derivatives	105	26,200	-	26,305	121	13,183	-	13,304
Equity securities	771,282	-	-	771,282	486,786	-	-	486,786
Listed unit trusts	19,057	-	-	19,057	13,461	-	-	13,461
Fixed interest securities*	-	16,271	-	16,271	-	8,580	-	8,580
Total	790,444	42,471	-	832,915	500,368	21,763	-	522,131
Financial liabilities at fair value through profit or loss								
Derivatives	6	11,228	-	11,234	1	6,245	-	6,246
Total	6	11,228	-	11,234	1	6,245	-	6,246

*Reverse repurchase agreements are used to manage the Funds' liquidity and collateral requirements whilst preserving capital.

Vanguard Global Minimum Volatility Fund								
	31 Dec 2019				30 Jun 2019			
	Level 1 \$'000	Level 2 \$'000	Level 3 \$'000	Total \$'000	Level 1 \$'000	Level 2 \$'000	Level 3 \$'000	Total \$'000
Financial assets at fair value through profit or loss								
Derivatives	-	886	-	886	4	267	-	271
Equity securities	26,039	-	-	26,039	23,149	-	-	23,149
Listed unit trusts	5,229	-	-	5,229	4,750	-	-	4,750
Total	31,268	886	-	32,154	27,903	267	-	28,170
Financial liabilities at fair value through profit or loss								
Derivatives	3	144	-	147	-	130	-	130
Total	3	144	-	147	-	130	-	130

Vanguard International Shares Index Fund (Hedged)								
	31 Dec 2019				30 Jun 2019			
	Level 1 \$'000	Level 2 \$'000	Level 3 \$'000	Total \$'000	Level 1 \$'000	Level 2 \$'000	Level 3 \$'000	Total \$'000
Financial assets at fair value through profit or loss								
Derivatives	840	318,744	-	319,584	1,692	95,122	-	96,814
Unlisted unit trusts	-	5,267,309	-	5,267,309	-	4,552,611	-	4,552,611
Fixed interest securities*	-	169,304	-	169,304	-	104,311	-	104,311
Total	840	5,755,357	-	5,756,197	1,692	4,752,044	-	4,753,736
Financial liabilities at fair value through profit or loss								
Derivatives	3	161,872	-	161,875	31	66,028	-	66,059
Total	3	161,872	-	161,875	31	66,028	-	66,059

Notes to the financial statements (continued)

For the half-year ended 31 December 2019

3 Fair value measurement (continued)

Recognised fair value measurements (continued)

Vanguard International Shares Select Exclusions Index Fund								
31 Dec 2019				30 Jun 2019				
Level 1 \$'000	Level 2 \$'000	Level 3 \$'000	Total \$'000	Level 1 \$'000	Level 2 \$'000	Level 3 \$'000	Total \$'000	
Financial assets at fair value through profit or loss								
Derivatives	287	74,996	-	75,283	363	31,313	-	31,676
Listed unit trusts	41,850	-	-	41,850	33,846	-	-	33,846
Equity securities	1,574,296	4	-	1,574,300	1,299,496	-	-	1,299,496
Fixed interest securities*	-	48,642	-	48,642	-	30,739	-	30,739
Total	1,616,433	123,642	-	1,740,075	1,333,705	62,052	-	1,395,757
Financial liabilities at fair value through profit or loss								
Derivatives	8	33,207	-	33,215	9	15,315	-	15,324
Total	8	33,207	-	33,215	9	15,315	-	15,324

*Reverse repurchase agreements are used to manage the Funds' liquidity and collateral requirements whilst preserving capital.

The Funds' policy is to recognise transfers into and transfers out of fair value hierarchy levels as at the end of the reporting period.

Transfers between levels

There were no transfers between the levels of the fair value hierarchy during the half-year ended 31 December 2019.

4 Net assets attributable to unitholders

Movement in number of units and net assets attributable to unitholders during the half-year were as follows:

Vanguard Global Infrastructure Index Fund (Hedged)				Vanguard MSCI Index International Shares (Hedged) ETF			
31 Dec 2019 No. '000	31 Dec 2018 No. '000	31 Dec 2019 \$'000	31 Dec 2018 \$'000	31 Dec 2019 No. '000	31 Dec 2018 No. '000	31 Dec 2019 \$'000	31 Dec 2018 \$'000
Balance as at 1 July	289,699	150,826	301,058	136,071	8,995	6,282	620,365
Applications	117,512	155,453	126,132	145,639	1,290	1,205	90,719
Redemptions	(15,058)	(28,544)	(16,048)	(26,478)	-	-	-
Units issued upon reinvestment of distributions	-	2,977	-	2,689	-	8	573
Distributions paid and payable	-	-	-	(75)	-	-	-
Profit/(loss) for the half-year	-	-	19,802	(8,466)	-	-	62,193
Closing balance as at 31 December	392,153	280,712	430,944	249,380	10,285	7,495	773,277

Vanguard International Property Securities Index Fund (Hedged)			
31 Dec 2019 No. '000	31 Dec 2018 No. '000	31 Dec 2019 \$'000	31 Dec 2018 \$'000
Balance as at 1 July	1,588,255	1,530,722	1,340,428
Applications	266,938	417,667	235,770
Redemptions	(98,713)	(569,040)	(87,530)
Units issued upon reinvestment of distributions	-	16,047	-
Distributions paid and payable	-	-	-
Profit/(loss) for the half-year	-	-	102,786
Closing balance as at 31 December	1,756,480	1,395,396	1,591,454

Notes to the financial statements (continued)

For the half-year ended 31 December 2019

4 Net assets attributable to unitholders (continued)

	Vanguard Ethically Conscious International Shares Index Fund					
	ETF Class		AUD Unhedged Class		NZD Hedged Class	
	For the period 28 May 2018 to 31 Dec 2018		For the period 28 May 2018 to 31 Dec 2018		For the period 28 May 2018 to 31 Dec 2018	
	31 Dec 2019 No. '000	No. '000	31 Dec 2019 No. '000	No. '000	31 Dec 2019 No. '000	No. '000
Balance as at 1 July	575	-	96,937	-	398,483	-
Applications	685	75	214,318	2,789	103,380	294,846
Redemptions	(20)	-	(13,272)	-	(139,134)	(17)
Units issued upon reinvestment of distributions	-	-	1,314	-	-	58
Closing balance as at 31 December	1,240	75	299,297	2,789	362,729	294,887

	Vanguard Ethically Conscious International Shares Index Fund					
	ETF Class		AUD Unhedged Class		NZD Hedged Class	
	For the period 28 May 2018 to 31 Dec 2018		For the period 28 May 2018 to 31 Dec 2018		For the period 28 May 2018 to 31 Dec 2018	
	31 Dec 2019 No. '000	No. '000	31 Dec 2019 No. '000	No. '000	31 Dec 2019 No. '000	No. '000
Balance as at 1 July	29,594	-	106,757	-	376,307	-
Applications	37,970	3,519	243,835	2,752	98,843	267,775
Redemptions	(1,143)	-	(15,690)	-	(132,311)	(15)
Units issued upon reinvestment of distributions	20	-	1,489	-	-	53
Increase/(decrease) in net assets attributable to unitholders	3,511	(348)	24,862	(229)	35,770	(26,023)
Closing balance as at 31 December	69,952	3,171	361,253	2,523	378,609	241,790

	Vanguard Global Minimum Volatility Fund							
	Wholesale Class				ETF Class			
	31 Dec 2019 No. '000	31 Dec 2018 No. '000	31 Dec 2019 No. '000	31 Dec 2018 No. '000	31 Dec 2019 No. '000	31 Dec 2018 No. '000	31 Dec 2019 No. '000	31 Dec 2018 No. '000
	No. '000	No. '000	No. '000	No. '000	No. '000	No. '000	No. '000	No. '000
Balance as at 1 July	13,823	17,905	18,080	21,582	185	40	10,395	2,070
Applications	2,573	2,522	3,559	3,014	90	135	5,252	7,104
Redemptions	(5,293)	(1,703)	(7,037)	(2,050)	-	-	-	-
Units issued upon reinvestment of distributions	-	-	-	-	-	-	-	-
Increase/(decrease) in net assets attributable to unitholders	-	-	869	(1,092)	-	-	833	(562)
Closing balance as at 31 December	11,103	18,724	15,471	21,454	275	175	16,480	8,612

	Vanguard International Shares Index Fund (Hedged)							
	AUD Class				NZD Class			
	31 Dec 2019 No. '000	31 Dec 2018 No. '000	31 Dec 2019 No. '000	31 Dec 2018 No. '000	31 Dec 2019 No. '000	31 Dec 2018 No. '000	31 Dec 2019 No. '000	31 Dec 2018 No. '000
	No. '000	No. '000	No. '000	No. '000	No. '000	No. '000	No. '000	No. '000
Balance as at 1 July	5,497,735	5,000,478	4,710,024	4,018,471	70,081	277,170	97,139	393,523
Applications	606,067	669,320	528,061	536,284	-	3,197	-	5,150
Redemptions	(268,734)	(343,652)	(234,644)	(278,412)	(44,566)	(180,003)	(55,596)	(244,379)
Units issued upon reinvestment of distributions	19,412	95,743	16,630	77,581	1,383	2,966	1,753	3,891
Increase/(decrease) in net assets attributable to unitholders	-	-	445,523	(356,600)	-	-	(5,325)	(23,277)
Closing balance as at 31 December	5,854,480	5,421,889	5,465,594	3,997,324	26,898	103,330	37,971	134,908

Notes to the financial statements (continued)

For the half-year ended 31 December 2019

4 Net assets attributable to unitholders (continued)

	Vanguard International Shares Select Exclusions Index Fund					
	AUD Unhedged Class		AUD Hedged Class		NZD Hedged Class	
	31 Dec 2019	31 Dec 2018	31 Dec 2019	31 Dec 2018	31 Dec 2019	31 Dec 2018
	No. '000	No. '000	No. '000	No. '000	No. '000	No. '000
Balance as at 1 July	344,634	194,757	126,401	21,012	677,305	879,451
Applications	90,907	170,745	61,899	70,955	60,324	77,507
Redemptions	(28,551)	(47,030)	(4,421)	(1,682)	(44,206)	(327,110)
Units issued upon reinvestment of distributions	5,147	4,707	-	83	-	6,795
Closing balance as at 31 December	412,137	323,179	183,879	90,368	693,423	636,643

	Vanguard International Shares Select Exclusions Index Fund					
	AUD Unhedged Class		AUD Hedged Class		NZD Hedged Class	
	31 Dec 2019	31 Dec 2018	31 Dec 2019	31 Dec 2018	31 Dec 2019	31 Dec 2018
	\$'000	\$'000	\$'000	\$'000	\$'000	\$'000
Balance as at 1 July	437,457	212,076	132,402	19,614	798,884	971,836
Applications	121,764	203,381	66,248	70,653	71,266	85,657
Redemptions	(37,615)	(54,707)	(4,920)	(1,678)	(53,608)	(365,871)
Units issued upon reinvestment of distributions	6,631	5,563	-	83	-	7,383
Increase/(decrease) in net assets attributable to unitholders	36,089	(19,895)	16,330	(9,662)	78,087	(29,605)
Closing balance as at 31 December	564,326	346,418	210,060	79,010	894,629	669,400

Each unit represents a right to an individual share in the Funds and does not extend to a right to the underlying assets of the Funds. The Vanguard Global Infrastructure Index Fund (Hedged), Vanguard MSCI Index International Shares (Hedged) ETF and Vanguard International Property Securities Index Fund (Hedged) have no separate classes of units and each unit has the same rights attaching to it as all other units of the Funds.

Capital risk management

The Funds consider their net assets attributable to unitholders as capital, notwithstanding net assets attributable to unitholders are classified either as a liability or equity. The amount of net assets attributable to unitholders can change significantly on a daily basis as the Funds are subject to daily applications and redemptions at the discretion of unitholders.

Daily applications and redemptions are reviewed relative to the liquidity of the Funds' underlying assets on a daily basis by the Responsible Entity. Under the terms of the Funds' Constitution, the Responsible Entity has the discretion to reject an application for units and to defer or adjust a redemption of units if the exercise of such discretion is in the best interests of unitholders.

The Funds' investment strategy remains unchanged and the Funds continue to hold direct investments which provide exposure to liquid assets including equity securities, income securities, interest earnings and cash equivalent securities. As such, the Funds will meet any capital requirements from the liquidation of liquid assets, which include cash and cash equivalents.

5 Distributions to unitholders paid and payable

The distributions during the half-year were as follows:

	Vanguard Global Infrastructure Index Fund (Hedged)				Vanguard MSCI Index International Shares (Hedged) ETF				Vanguard International Property Securities Index Fund (Hedged)			
	31 Dec 2019		31 Dec 2018		31 Dec 2019		31 Dec 2018		31 Dec 2019		31 Dec 2018	
	\$'000	CPU	\$'000	CPU	\$'000	CPU	\$'000	CPU	\$'000	CPU	\$'000	CPU
Distributions paid												
- 30 September	-	-	-	-	-	-	-	-	-	-	-	-
Distributions payable												
- 31 December	-	-	75	0.0267	-	-	-	-	-	-	88	0.0063
	-	-	75	0.0267	-	-	-	-	-	-	88	0.0063

Notes to the financial statements (continued)

For the half-year ended 31 December 2019

5 Distributions to unitholders paid and payable (continued)

Vanguard Ethically Conscious International Shares Index Fund												
ETF Class					AUD Unhedged Class				NZD Hedged Class			
31 Dec 2019		For the period 28 May 2018 to 31 December 2018			31 Dec 2019		For the period 28 May 2018 to 31 December 2018		31 Dec 2019		For the period 28 May 2018 to 31 December 2018	
\$'000	CPU	\$'000	CPU		\$'000	CPU	\$'000	CPU	\$'000	CPU	\$'000	CPU
Distributions paid												
- 30 September	119	17.6690	-	-	943	0.3465	-	-	-	-	62	0.0241
Distributions payable												
- 31 December	263	20.7971	13	16.5673	1,366	0.4563	7	0.2596	-	-	3,472	1.1775
	382	38.4661	13	16.5673	2,309	0.8028	7	0.2596	-	-	3,534	1.2016
Vanguard Global Minimum Volatility Fund												
Wholesale Class								ETF Class				
31 Dec 2019		31 Dec 2018		31 Dec 2019		31 Dec 2018		31 Dec 2019		31 Dec 2018		
\$'000	CPU	\$'000	CPU	\$'000	CPU	\$'000	CPU	\$'000	CPU	\$'000	CPU	
Distributions paid												
- 30 September				-	-	-	-	-	-	-	-	
Distributions payable												
- 31 December				131	1.1829	-	-	127	46.0156	-	-	
				131	1.1829	-	-	127	46.0156	-	-	
Vanguard International Shares Index Fund (Hedged)												
AUD Class								NZD Class				
31 Dec 2019		31 Dec 2018		31 Dec 2019		31 Dec 2018		31 Dec 2019		31 Dec 2018		
\$'000	CPU	\$'000	CPU	\$'000	CPU	\$'000	CPU	\$'000	CPU	\$'000	CPU	
Distributions paid												
- 14 August				-	-	-	-	6,283	9.1292	-	-	
- 30 September				-	-	-	-	-	-	-	-	
Distributions payable												
- 31 December				-	-	4,595	0.0848	-	-	-	-	
				-	-	4,595	0.0848	-	-	-	-	
Vanguard International Shares Select Exclusions Index Fund												
AUD Unhedged Class					AUD Hedged Class				NZD Hedged Class			
31 Dec 2019		31 Dec 2018			31 Dec 2019		31 Dec 2018		31 Dec 2019		31 Dec 2018	
\$'000	CPU	\$'000	CPU		\$'000	CPU	\$'000	CPU	\$'000	CPU	\$'000	CPU
Distributions paid												
- 30 September	3,399	0.9643	1,327	0.5795	-	-	-	-	-	-	-	-
Distributions payable												
- 31 December	2,990	0.7256	2,541	0.7862	-	-	1,368	1.5413	-	-	1,061	0.1666
	6,389	1.6899	3,868	1.3657	-	-	1,368	1.5413	-	-	1,061	0.1666

6 Events occurring after the reporting period

There are no significant events that have occurred since balance date which would impact on the financial position of the Funds as disclosed in the balance sheet as at 31 December 2019 or on the results and cash flows of the Funds for the half-year ended on that date.

7 Contingent assets, contingent liabilities and commitments

There are no outstanding contingent assets, liabilities or commitments as at 31 December 2019 (2018: Nil).

Directors' declaration

In the opinion of the directors of the Responsible Entity:

- (a) the financial statements and notes set out on pages 8 to 22 are in accordance with the *Corporations Act 2001*, including:
 - (i) complying with Accounting Standards, the *Corporations Regulations 2001* and other mandatory professional reporting requirements; and
 - (ii) giving a true and fair view of the Funds' financial position as at 31 December 2019 and of their performance, as represented by the results of their operations for the financial half-year ended on that date.
- (b) there are reasonable grounds to believe that the Funds will be able to pay their debts as and when they become due and payable.

This declaration is made in accordance with a resolution of the directors.



F Kolimago
Managing Director
Melbourne
4 March 2020



Independent auditor's review report

To the unitholders of:

- Vanguard Global Infrastructure Index Fund (Hedged)
- Vanguard MSCI Index International Shares (Hedged) ETF*
- Vanguard International Property Securities Index Fund (Hedged)
- Vanguard Ethically Conscious International Shares Index Fund*
- Vanguard Global Minimum Volatility Fund*
- Vanguard International Shares Index Fund (Hedged)
- Vanguard International Shares Select Exclusions Index Fund

referred to collectively as Vanguard Wholesale International Equities Funds (Hedged) & ETFs.

* denotes listed Funds

Report on the half-year financial report

We have reviewed the accompanying half-year financial report of Vanguard Wholesale International Equities Funds (Hedged) & ETFs (the Funds) which comprises the balance sheets as at 31 December 2019, the statements of comprehensive income, statements of changes in equity and statements of cash flows for the half-year ended on that date, selected other explanatory notes and the directors of the Responsible Entity's declaration.

Directors of the Responsible Entity's responsibility for the half-year financial report

The directors of the Responsible Entity of the Funds are responsible for the preparation of the half-year financial report that gives a true and fair view in accordance with Australian Accounting Standards and the *Corporations Act 2001* and for such internal control as the directors of the Responsible Entity determine is necessary to enable the preparation of the half-year financial report that gives a true and fair view and is free from material misstatement whether due to fraud or error.

Auditor's responsibility

Our responsibility is to express a conclusion on the half-year financial report based on our review. We conducted our review in accordance with Australian Auditing Standard on Review Engagements ASRE 2410 *Review of a Financial Report Performed by the Independent Auditor of the Entity*, in order to state whether, on the basis of the procedures described, we have become aware of any matter that makes us believe that the half-year financial report is not in accordance with the *Corporations Act 2001* including giving a true and fair view of the Funds' financial position as at 31 December 2019 and its performance for the half-year ended on that date; and complying with Accounting Standard AASB 134 *Interim Financial Reporting* and the *Corporations Regulations 2001*. As the auditor of the Funds, ASRE 2410 requires that we comply with the ethical requirements relevant to the audit of the annual financial report.

A review of a half-year financial report consists of making enquiries, primarily of persons responsible for financial and accounting matters, and applying analytical and other review procedures. A review is substantially less in scope than an audit conducted in accordance with Australian Auditing Standards

PricewaterhouseCoopers, ABN 52 780 433 757
2 Riverside Quay, SOUTHBANK VIC 3006, GPO Box 1331, MELBOURNE VIC 3001
T: 61 3 8603 1000, F: 61 3 8603 1999, www.pwc.com.au

Liability limited by a scheme approved under Professional Standards Legislation.



and consequently does not enable us to obtain assurance that we would become aware of all significant matters that might be identified in an audit. Accordingly, we do not express an audit opinion.

Independence

In conducting our review, we have complied with the independence requirements of the *Corporations Act 2001*.

Conclusion

Based on our review, which is not an audit, we have not become aware of any matter that makes us believe that the half-year financial report of the Funds is not in accordance with the *Corporations Act 2001* including:

1. giving a true and fair view of the Funds' financial position as at 31 December 2019 and of its performance for the half-year ended on that date;
2. complying with Accounting Standard AASB 134 *Interim Financial Reporting* and the *Corporations Regulations 2001*.


PricewaterhouseCoopers

PricewaterhouseCoopers

A handwritten signature in blue ink, appearing to read 'Britt Hawkins', followed by a long horizontal line.

Britt Hawkins
Partner

Melbourne
4 March 2020



Vanguard®

Connect with Vanguard®

vanguard.com.au

1300 655 102

Vanguard Investments Australia Ltd (ABN 72 072 881 086 / AFSL 227263) ('Vanguard') is the product issuer and Responsible Entity of the interests in the Vanguard Wholesale Funds and Australian ETFs. Interests in the Vanguard Wholesale Funds are offered through a Product Disclosure Statement ('PDS') only. Vanguard ETFs will only be issued to Authorised Participants. That is, persons who have entered into an Authorised Participant Agreement with Vanguard ('Eligible Investors'). Retail investors can transact in Vanguard ETFs through a stockbroker or financial adviser on the secondary market. You can access the relevant PDS at www.vanguard.com.au or by calling 1300 655 102.

Past performance is not an indication of future performance. In preparing this Interim Report, individual circumstances, for example tax implications, have not been taken into account and it may, therefore, not be applicable to an individual's situation. Before making an investment decision, you should consider your circumstances and whether the information contained in the Interim Report is applicable to your situation. This Interim Report was prepared in good faith and we accept no liability for any errors or omissions. All marks are the exclusive property of their respective owners.

The funds or securities referred to herein are not sponsored, endorsed, or promoted by MSCI, and MSCI bears no liability with respect to any such funds or securities. The PDS contains a more detailed description of the limited relationship MSCI has with Vanguard and any related funds.

London Stock Exchange Group companies include FTSE International Limited ('FTSE'), Frank Russell Company ('Russell'), MTS Next Limited ('MTS'), and FTSE TMX Global Debt Capital Markets Inc. ('FTSE TMX'). All rights reserved. 'FTSE®', 'Russell®', 'MTS®', 'FTSE TMX®' and 'FTSE Russell' and other service marks and trademarks related to the FTSE or Russell indexes are trademarks of the London Stock Exchange Group companies and are used by FTSE, MTS, FTSE TMX and Russell under licence. All information is provided for information purposes only. No responsibility or liability can be accepted by the London Stock Exchange Group companies nor its licensors for any errors or for any loss from use of this publication. Neither the London Stock Exchange Group companies nor any of their licensors make any claim, prediction, warranty or representation whatsoever, expressly or impliedly, either as to the results to be obtained from the use of the FTSE Indices or the fitness or suitability of the Indices for any particular purpose to which they might be put.

Responsible Entity

Vanguard Investments Australia Ltd
ABN 72 072 881 086
AFSL 227263

Level 34, Freshwater Place
2 Southbank Boulevard
Southbank Vic 3006

Telephone: (03) 8888 3888
Facsimile: 1300 765 712

vanguard.com.au