

FRONTIER
DIGITAL VENTURES

Leading online classifieds marketplaces in emerging regions

4Q 2024 Trading Update

ASX: FDV | 31 January 2025





CONTENTS

1. 4Q 2024 Highlights	3
2. 360 LATAM trading update	8
3. MMG trading update	13
4. FDV Asia trading update	15
5. FDV Overview	18
6. Appendix	23

4Q 2024 SNAPSHOT

Quarterly operating
revenue

A\$20.0m

- **360 LATAM:** A\$11.8m revenue in 4Q 2024, down 18% on pcp
- **MENA Marketplaces Group (MMG):** Record A\$2.9m revenue in 4Q 2024, up 9% on pcp
- **FDV Asia (Consolidated entities):** A\$1.8m revenue in 4Q 2024, up 41% on pcp
- **FDV Asia (Associates):** A\$3.5m revenue in 4Q 2024, up 17% on pcp

Quarterly operating
EBITDA

A\$1.6m

- **360 LATAM:** A\$0.82m EBITDA in 4Q 2024, down A\$0.36m on pcp
- **MMG:** A\$0.27m EBITDA in 4Q 2024, down A\$0.10m on pcp
- **FDV Asia (Consolidated entities):** A\$0.18m EBITDA in 4Q 2024, up A\$0.04m on pcp
- **FDV Asia (Associates):** A\$0.34m EBITDA in 4Q 2024, down A\$0.14m on pcp

Quarterly cash flows

- **360 LATAM:** Positive operating cash flow in 4Q 2024 and for the full year in 2024
- **MMG:** Positive operating cash flow in 4Q 2024 and for the full year in 2024
- **FDV Asia (Consolidated entities):** Break even operating cash flow in 4Q 2024 and positive for the full year 2024
- **Cash balance:** A\$10.25m as at 31 December 2024 (3Q 2024: \$10.50m)

PATHWAY TO POSITIVE FREE CASH FLOW AT THE GROUP LEVEL

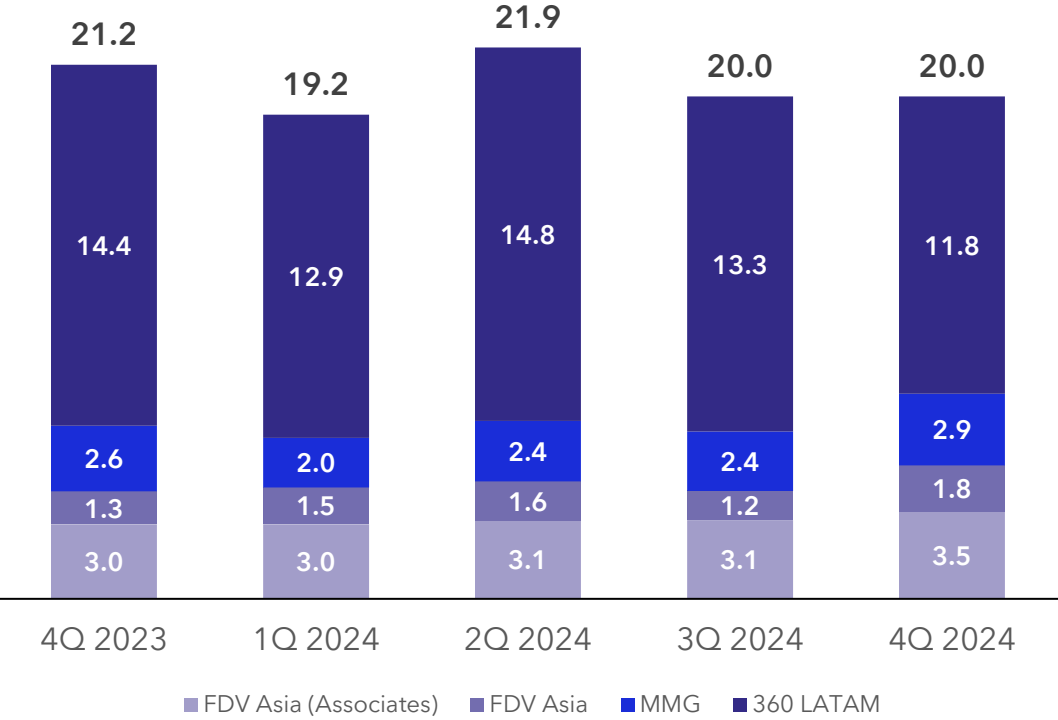
FDV is committed to achieving positive free cash flows in 2025 by optimising revenue mix, product set and operational efficiency to grow sustainably

Expand higher-margin products	<ul style="list-style-type: none">• Focus on subscription-based services and value-adding advertising products, particularly for professional users (e.g. brokers, agents, developers), to expand average revenue per listing while maintaining low incremental costs• Resetting transactions model in select markets to achieve a more scalable and sustainable model with stronger long-term economics• Roll-out self-service products to private users across property, auto and general classifieds verticals to increase margins
Better revenue mix	<ul style="list-style-type: none">• Prioritising higher value property vertical revenue streams by enhancing premium listing services, targeted advertising solutions, and improved user experiences that drive better monetisation per advertiser
Cost efficiency	<ul style="list-style-type: none">• Emphasis on cost optimisation, including infrastructure costs, resource efficiency and marketing spend
Disciplined capital allocation	<ul style="list-style-type: none">• Focus on customer segments and product offerings that maximise value and provide for profitable growth• Reduction in capital expenditure expected in 2025
Working capital	<ul style="list-style-type: none">• Optimise working capital management to improve cash conversion and controls

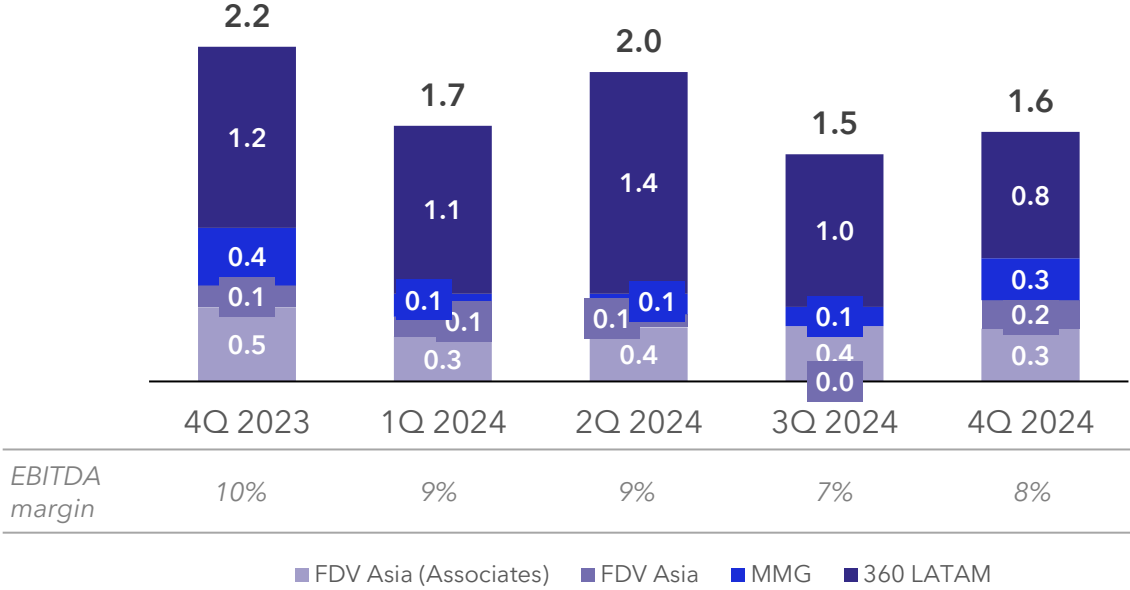
4Q 2024 OPERATING RESULTS

4Q 2024 revenue of A\$20.0m and EBITDA of A\$1.6m, while maintaining EBITDA margin in line with prior quarters

Group operating revenue
(A\$m)



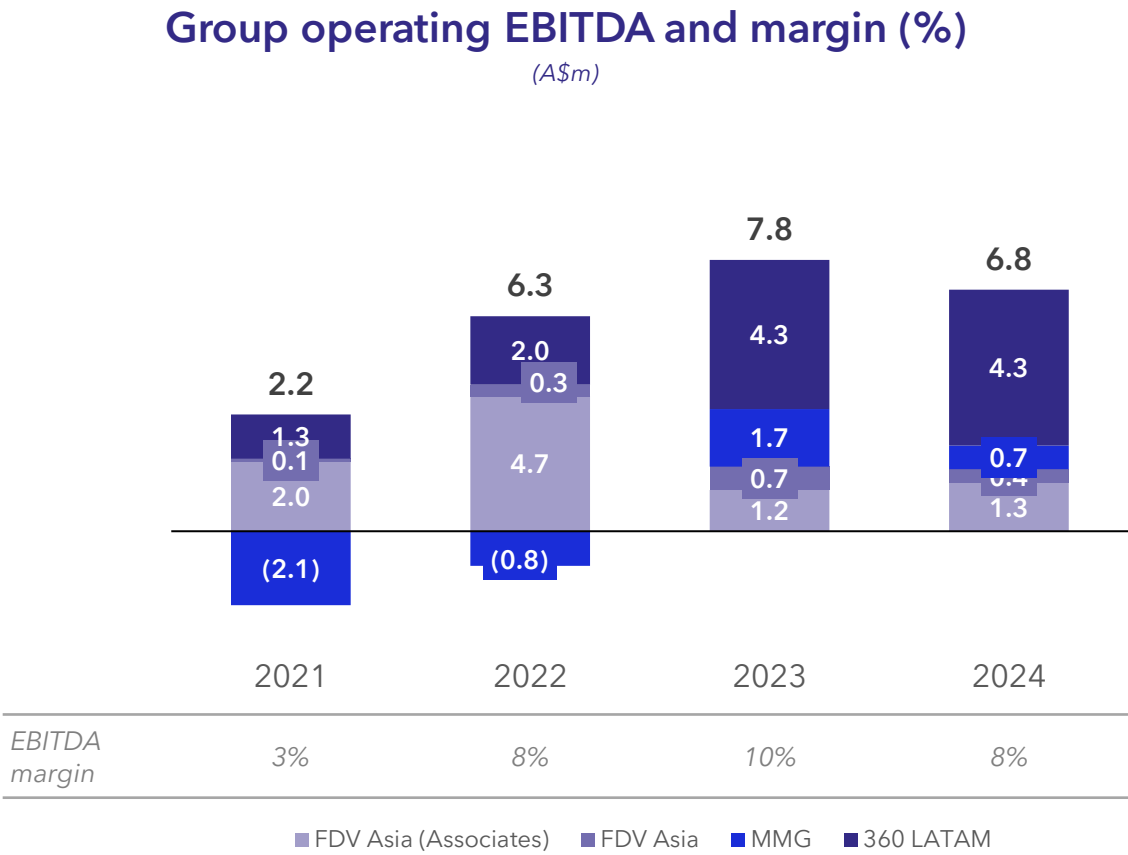
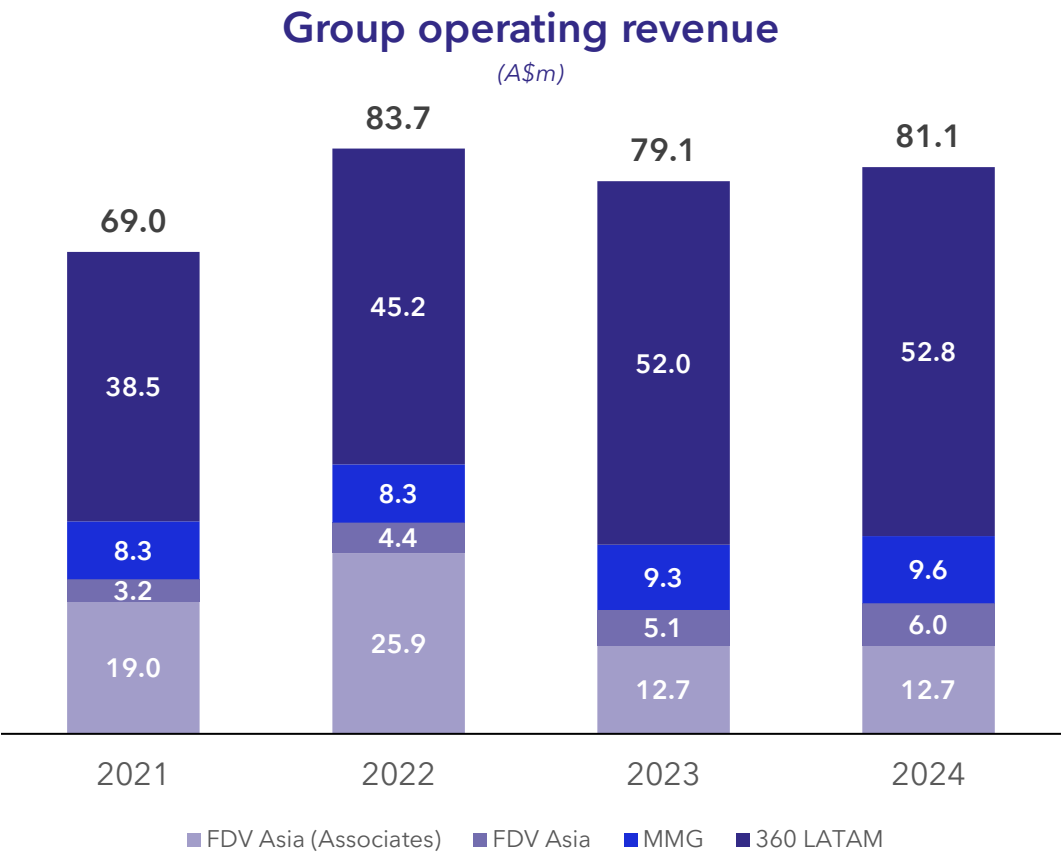
Group operating EBITDA and margin (%)
(A\$m)



Note: Revenue and EBITDA figures reported on unaudited operating view basis for entities with continuing operations as at 31 December 2024, with consolidated entities reported at 100% and Associates (Zameen & PakWheels) reported as FDV's economic share. Figures exclude PropertyPro, which was sold in 3Q 2024, and Hoppler which is to be impaired as part of the 2024 full year statutory results.

2024 OPERATING RESULTS

2024 revenue of A\$80.9m, increasing 3% on 2023, and EBITDA of A\$6.8m, down on 2023



Note: Revenue and EBITDA figures reported on unaudited operating view basis for entities with continuing operations as at 31 December 2024, with consolidated entities reported at 100% and Associates (Zameen & PakWheels) reported as FDV's economic share. 2022 and 2023 EBITDA excludes one off restructuring costs. Figures exclude PropertyPro, which was sold in 3Q 2024, and Hoppler which is to be impaired as part of the 2024 full year statutory results.

“

2024 was undoubtedly a challenging year, with tough trading conditions affecting many of our markets. Despite these headwinds, we are pleased to close the year with solid quarterly revenue results from FDV Asia and MENA Marketplaces group. While 360 LATAM was impacted by a decline in InfoCasas transaction volumes, Encuentra24, Fincaraíz and Yapo have all grown revenue.

In 4Q 2024, we appointed RBC as our financial advisor to assist with the strategic review, which is progressing well. The strategic review is investigating options to unlock and maximise shareholder value, with a focus on 360 LATAM.

We recognise that the decline in our share price over the last 12 months has been concerning for shareholders. This only sharpens our commitment to achieve positive free cash flow in 2025 to provide a strong platform for sustainable growth.

”



Shaun Di Gregorio

Founder & CEO
Largest shareholder

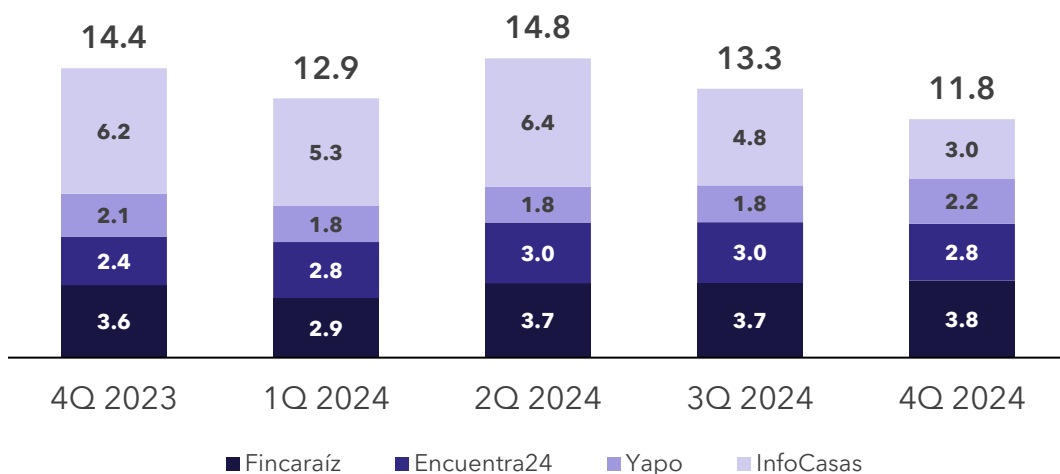


360 LATAM TRADING UPDATE

Revenue of A\$11.8m, down 18% on pcp, and EBITDA of A\$0.8m, down A\$0.36m on pcp, primarily driven by under performance of InfoCasas (see further detail on p. 11-12)

360 LATAM revenue

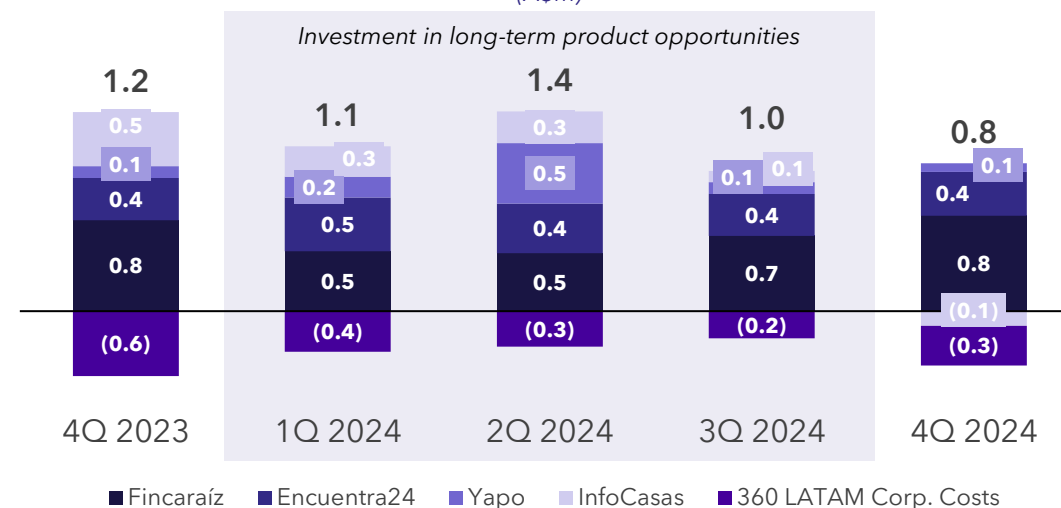
(A\$m)



- **Revenue of A\$11.8m**, declining 18% on pcp, impacted by lower transactions & advertising & media revenue as InfoCasas transitions to an Iris-led transaction model (refer to p.11-12 for additional detail)
- 4Q 2024 revenue results (vs pcp): Encuentra24 A\$2.8m (+17%), Fincaraíz A\$3.8m (+6%), Yapo A\$2.2m (+4%), InfoCasas A\$3.0m (-52%)
- Yapo has seen a strong rebound in revenue following the completion of the replatforming project with revenue increasing **22%** on 3Q 2024

360 LATAM EBITDA

(A\$m)



- **Positive EBITDA of A\$0.8m** in 4Q 2023, down 30% on pcp
- 4Q 2024 EBITDA results (vs pcp): Fincaraíz A\$0.8m (+5%), Encuentra24 A\$0.4m (+3%), Yapo A\$0.1m (-27%), InfoCasas A\$(0.1)m (-127%) and 360 LATAM corporate costs of A\$(0.3)m
- EBITDA margin of 7% in 4Q 2024, with Fincaraíz and Enceuntra24 continuing to demonstrate strong EBITDA margins of 22% and 14%, respectively, which were offset by InfoCasas (-4%) and Yapo (3%)

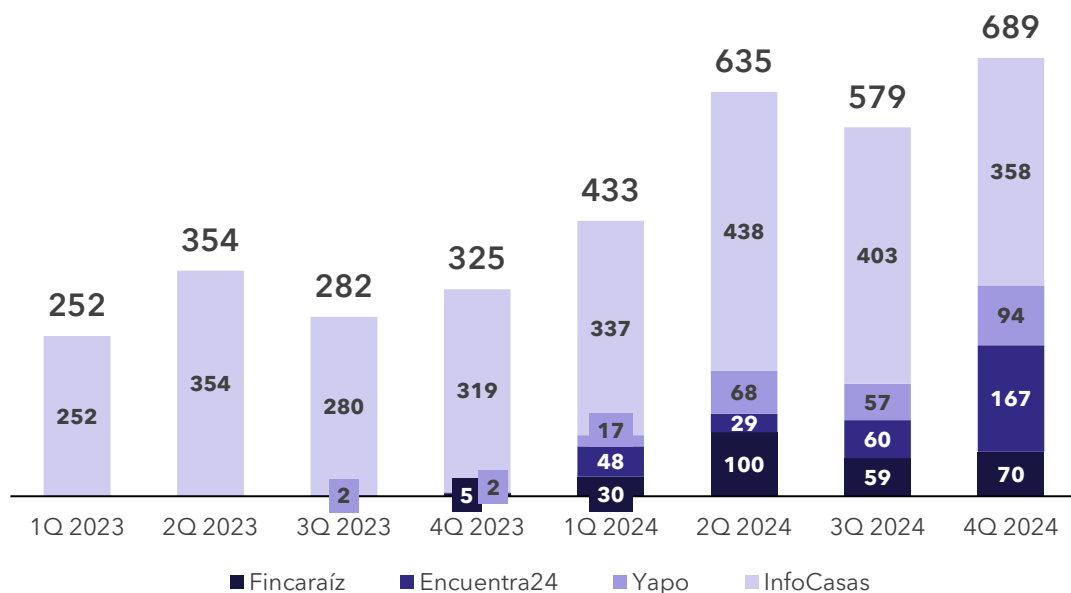
IRIS & CENTRIFY

Iris and Centrifly continue to perform strongly, increasing quarterly revenue 112% and 43% on pcg, respectively, and growing strongly year-on-year

Iris revenue

(A\$k)

+112%
on pcg

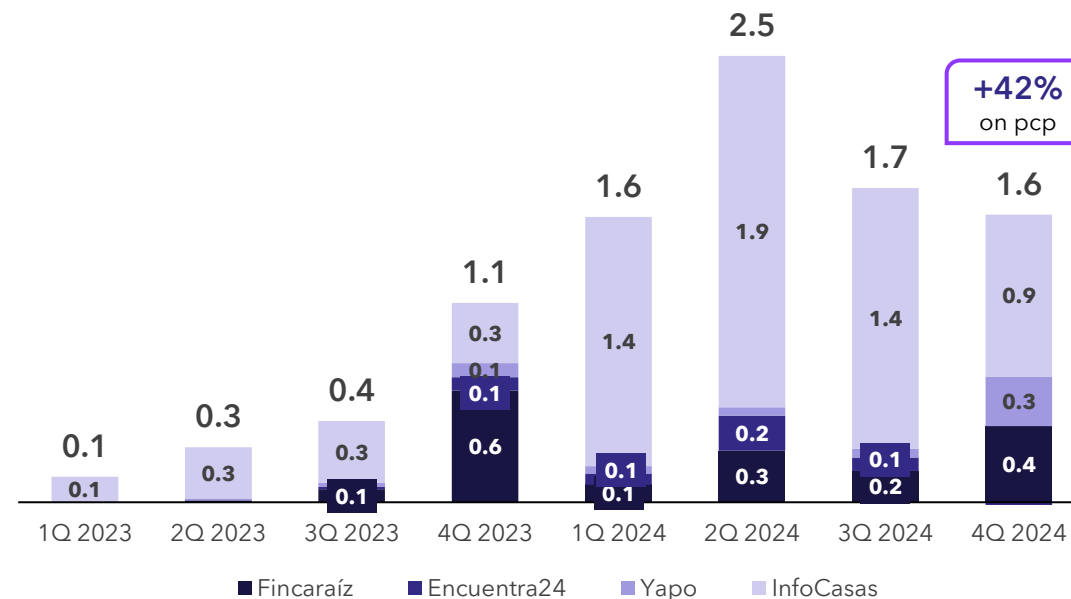


- Iris quarterly revenue continues to grow strongly, increasing **112%** on pcg, while full year increased **93% from A\$1.2m in 2023 to A\$2.3m in 2024**

Centrifly revenue

(A\$m)

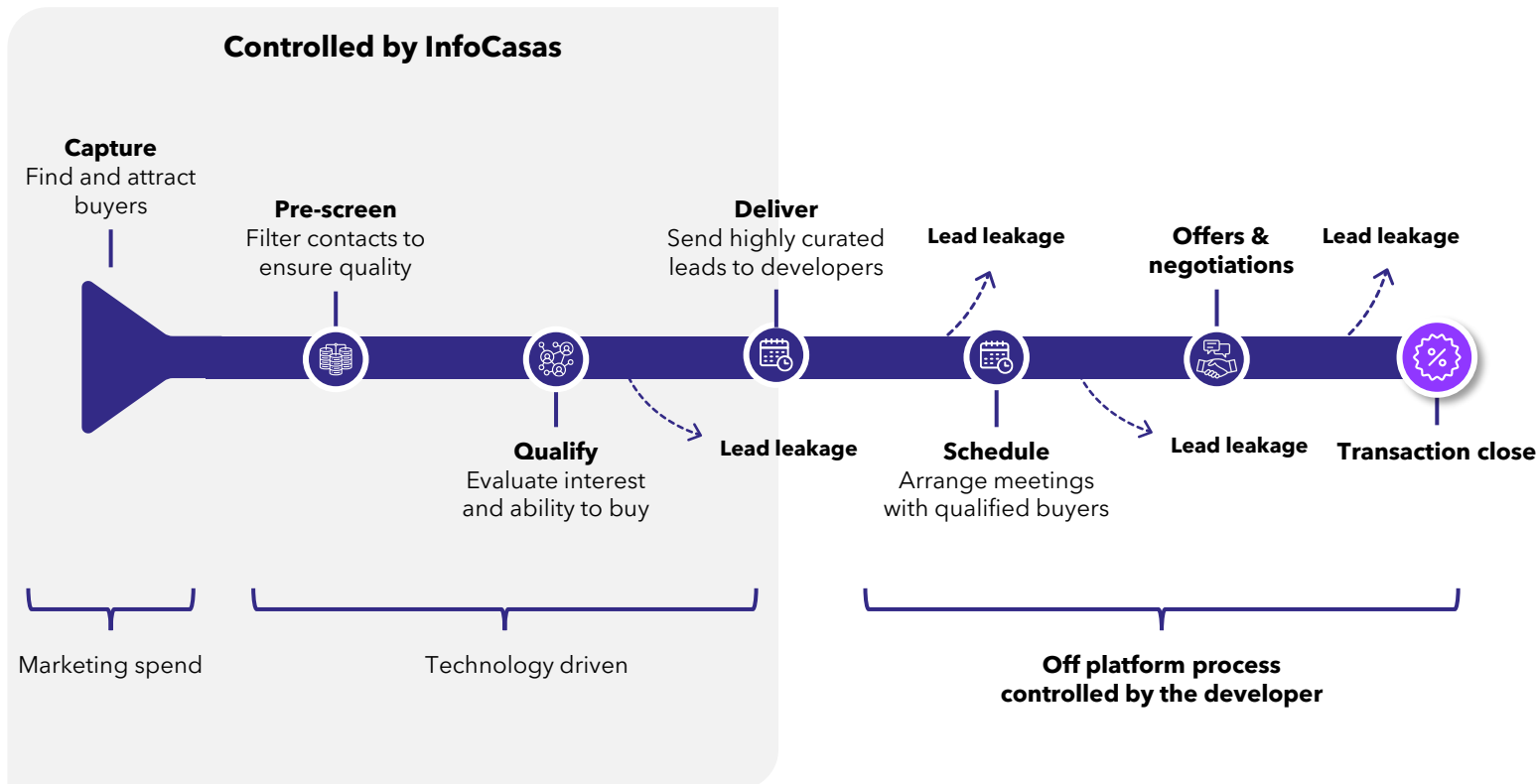
+42%
on pcg



- Centrifly achieved quarterly revenue growth of **42%** on pcg, while **full year revenue increased 268% from A\$2.0m in 2023 to A\$7.3m in 2024**

INFOCASAS - TRANSACTIONS 1.0

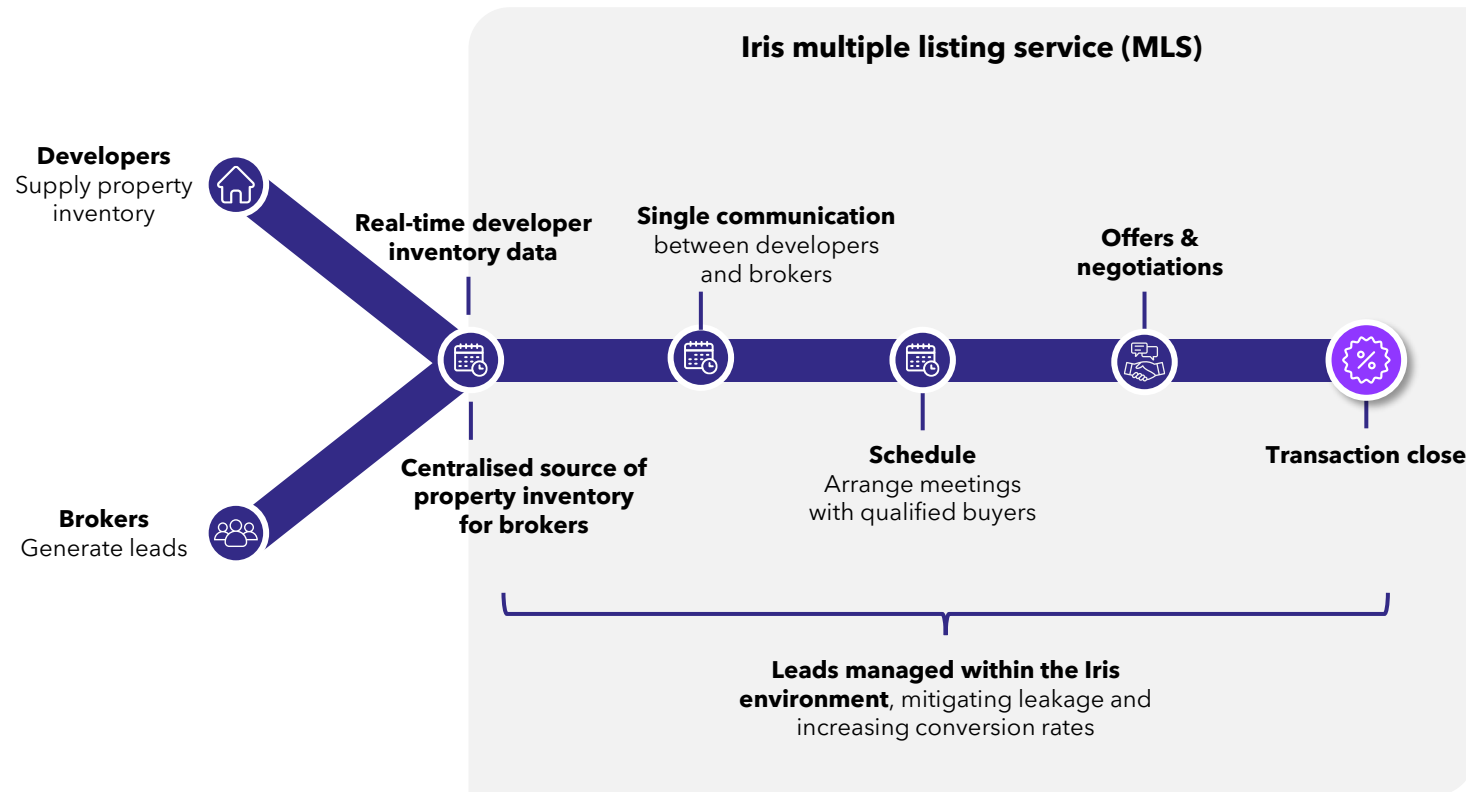
InfoCasas' first transactions model has been a key factor in the classifieds success however as the model has scaled, it has becoming increasingly resource and capital intensive with increasing lead leakage



- **InfoCasas' transaction model focused on providing developers with highly curated leads** and increasing the likelihood of a successful property transaction, with InfoCasas receiving a share of the sales commission
- **First iteration of the transaction model enabled InfoCasas to build strong relationships** with developers
- **However, the model required upfront investment in marketing activities**, while commission revenues from completed transactions were realised months later. This dynamic requires significant working capital, constraining long-term growth
- **The model also faced challenges with lead leakage**, which compounded throughout the transaction process, particularly as leads were transferred to developers for management through to completion. Despite efforts to minimize leakage, the accumulation of lost leads resulted in lower overall conversion rates of ~<0.5%
- **In addition, lead attribution was a challenge**, with the origin of the lead being contested between developers and InfoCasas

INFOCASAS - TRANSACTIONS 2.0

Transition to an Iris-led transaction model provides InfoCasas control of the transaction process, mitigating lead leakage as transactions are completed within the platform, with commissions paid to Iris and split with brokers



- **InfoCasas is transitioning to a transaction model leveraging the Iris platform**, which builds on the IP and relationships developed during the first iteration of the transactions model
- **This updated model represents an evolution from a lead management focus – limited to pre-transaction activities – to processing leads at the point of the transaction**
- **The transaction process is controlled by Iris**, mitigating lead leakage and increasing conversion rates, **with Iris receiving the sales commission from developers, which is then split with brokers**
- **Brokers generate leads**, reducing the need to invest in lead acquisition months before earning commissions, **resulting in a more capital efficient model**
- Iris has already **demonstrated strong traction with lead conversion rates of ~5%**, significantly higher than the first model, **with higher margins**

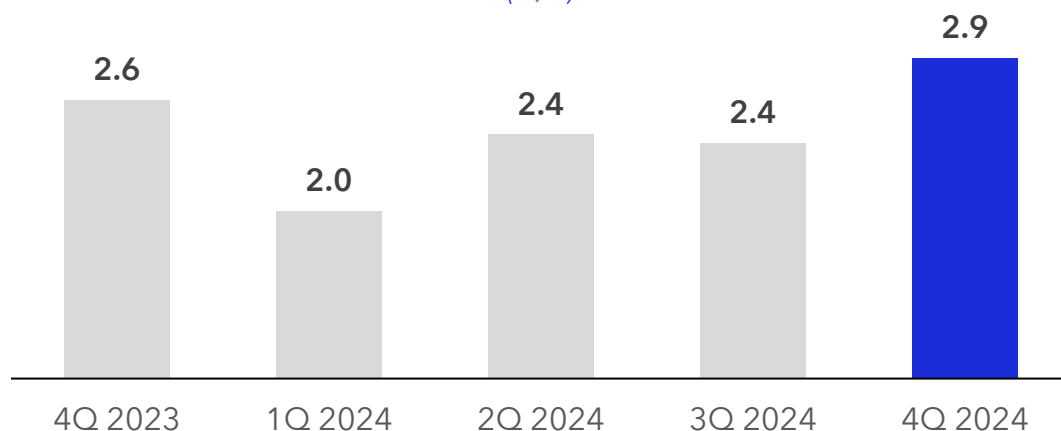


MMG TRADING UPDATE

Record revenue of A\$2.9m in 4Q 2024, up 9% on pcp, and EBITDA of A\$0.27m, down on pcp however rising strongly relative to 3Q 2024

MMG revenue

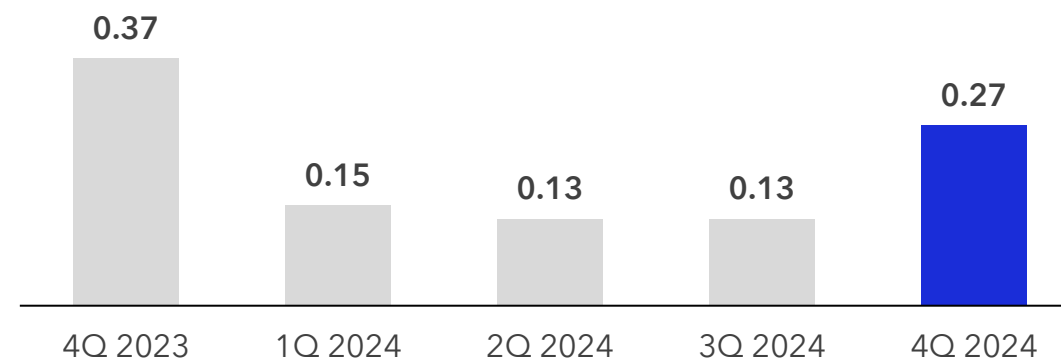
(A\$m)



- **MMG** achieved record revenue of A\$2.9m, increasing **9%** on pcp
- **Avito** reported revenue of **A\$2.7m, increasing 18% on pcp**, the highest quarterly revenue result under FDV's ownership
- Avito's results were driven by strong auto transaction revenue during the quarter which offset softer property vertical revenue
- **Tayara** reported revenue of **A\$0.2m**, a 4% decline on pcp

MMG EBITDA

(A\$m)



- **MMG recorded EBITDA of A\$0.27m in 4Q 2024**, an improvement on prior quarters in 2024
- 4Q 2024 EBITDA results (vs pcp): Tayara A\$0.0m (**+A\$0.04m**), Avito A\$0.3m (-A\$0.07m)
- **Avito increased EBITDA 21% on the prior quarter** and has lifted margins from 6% in 3Q 2024 to 10% in 4Q 2024
- MMG has progressed the region's verticalization strategy, **with a standalone property portal launched in Jan-25** which is expected to enhance engagement, drive traffic, and improve the quality of leads

FDV ASIA

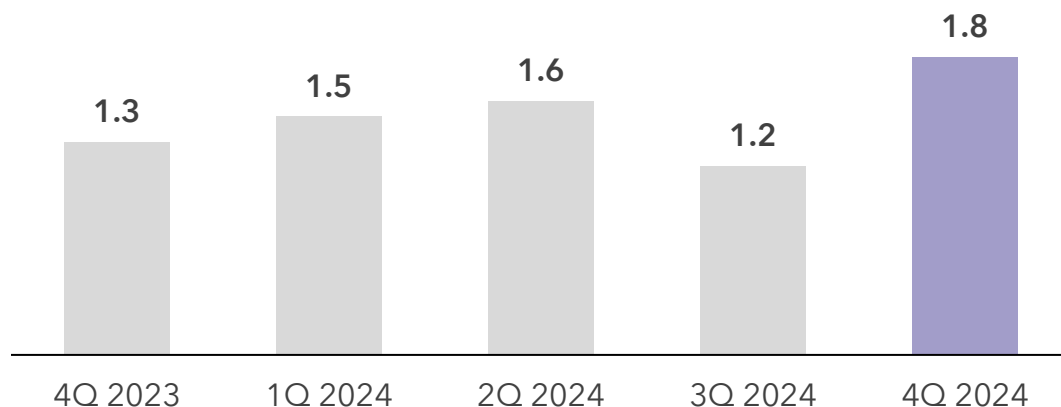


FDV ASIA TRADING UPDATE

Record quarterly revenue of A\$1.8m in 4Q 2024, up 41% on pcp, with EBITDA of A\$0.18m, up 30% on pcp

FDV Asia (Consolidated) revenue

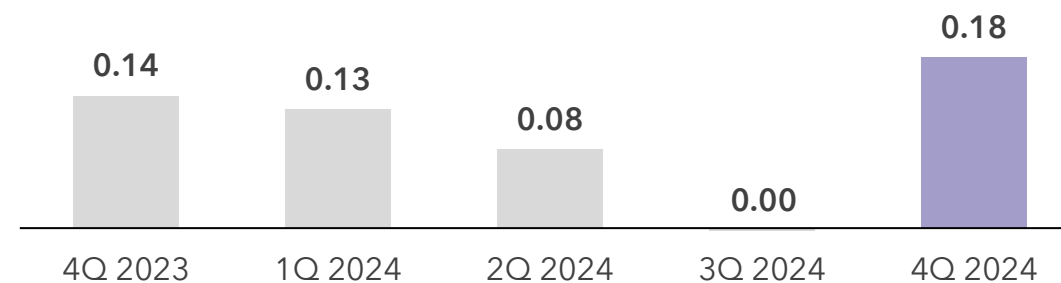
(A\$m)



- **iMyanmarHouse:** Record revenue of A\$1.0m, up **76%** on pcp and rebounding strongly from a soft 3Q 2024. The result was primarily driven by strong growth of transactions revenue from the auto vertical
- **AutoDeal:** Revenue of A\$0.6m, up **20%** on pcp
- **LankaPropertyWeb:** Revenue of A\$0.2m, up **3%** on pcp
- **Portfolio optimisation:** FDV has determined there was not a clear pathway for Hoppler to achieve sufficient scale and has decided to impair its holding in the company as part of the 2024 full year statutory results

FDV Asia (Consolidated) EBITDA

(A\$m)

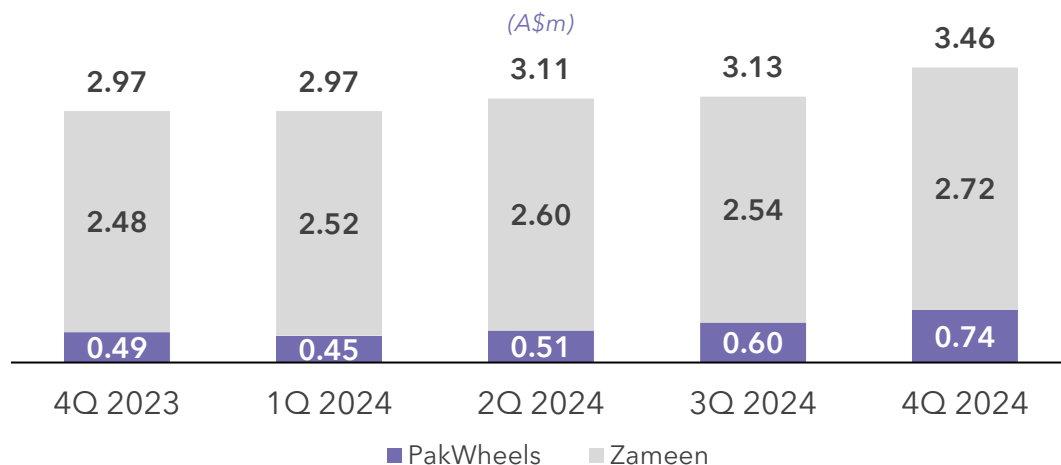


- **AutoDeal:** EBITDA of A\$0.18m in 4Q 2024 and **EBITDA margin of 28%**, a record result
- **LankaPropertyWeb:** EBITDA of A\$0.01m, in line with pcp
- **iMyanmarHouse:** EBITDA of A\$0.0m, down A\$0.1m on pcp, due to higher expenses associated with the launch of new products

ASSOCIATES TRADING UPDATE

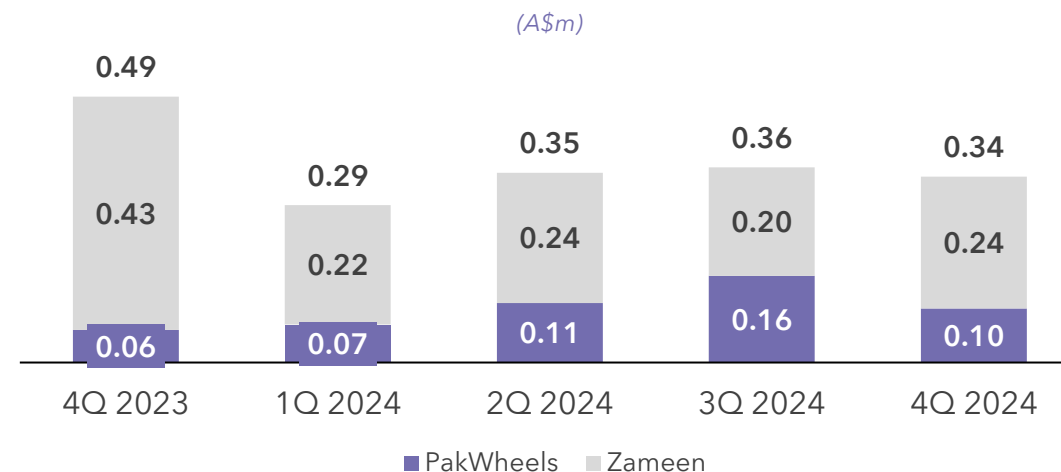
Revenue of A\$3.5m, increasing 17% on pcp, and stable EBITDA of A\$0.34m

FDV Asia (Associates) revenue



- **PakWheels** achieved revenue of A\$0.74m, **increasing 52% on pcp**, highlighting continued strong performance of the auto sector in Pakistan
- **Zameen** reported revenue of A\$2.72m during the quarter, **increasing 10% on pcp**
- FDV continues to actively monitor Zameen's performance and operating conditions in the property sector, which remains subdued
- Pakistan's inflation rate has continued to decline, reaching 4.1% in December 2024, the lowest in more than six years. The State Bank of Pakistan cut its policy rate in December to 13%, the fifth straight reduction since June¹

FDV Asia (Associates) EBITDA



- **PakWheels** achieved EBITDA of A\$0.1m, reflecting an **increase of 73% on pcp**
- **Zameen** reported EBITDA of A\$0.3m, down on pcp but increasing 20% on the prior quarter. EBITDA margins have remained stable at 9% in 4Q 2024 as the local management team continues to effectively manage the costs in line with revenue

Note: Revenue and EBITDA figures reported on unaudited operating view basis for entities with continuing operations as at 31 December 2024, with consolidated entities reported at 100% and Associates (Zameen & PakWheels) reported as FDV's economic share.

1. Reuters, 'Pakistan's annual inflation slowed to 4.1% in December', 1 January 2025

FDV Overview



ABOUT FDV

Leading online classifieds marketplaces in emerging regions



Proven classifieds marketplace model

Classifieds marketplaces play a central role in formalising markets, with FDV focusing on high value consumer goods – property and automotive. Classifieds have been some of the most successful online business models:



REX Group

A\$33bn
Market
capitalisation

Adevinta

Acquired¹



A\$15bn
Market
capitalisation



seek

A\$8bn
Market
capitalisation

Domain

A\$2bn
Market
capitalisation



Market leaders

3 regional businesses, 360 LATAM, MENA Marketplaces Group (MMG) and FDV Asia, all consisting of market leading brands



Opportunity in emerging markets

Significant population and economic tailwinds in emerging markets are driving the opportunity to leverage the classifieds marketplace model



Transaction revenue opportunity

Early stages of generating revenue from facilitating transactions, with near-term opportunity to leverage market leadership to unlock full earnings potential

MARKET LEADING BRANDS SPANNING THREE KEY REGIONS

Market leading classifieds marketplace businesses now generating revenue from ancillary opportunities and transactions



InfoCasas #1

Fincaraiz #1

yapo.cl #1

encuentra24.com #1

100% ownership

MENA
Marketplaces
Group



Avito #1

MOTEUR.ma #1

tayara #1

100% ownership

FDV
ASIA



zameen.com #1
Pakistan's No.1 Property Website

LankaPropertyWeb #1

PAKWHEELS.COM #1
PAKISTAN'S #1 AUTOMOBILE RESULTS

AUTO DEAL #1

iMyanmarHouse.com #1
မြန်မာနိုင်ငံတော်၏ အိမ်ရာ အကူအညီ

Ownership levels vary from 30% to 56%

PROVEN BUSINESS MODEL

Highly successful online business model with unique opportunity to facilitate transactions in emerging markets

Emerging markets

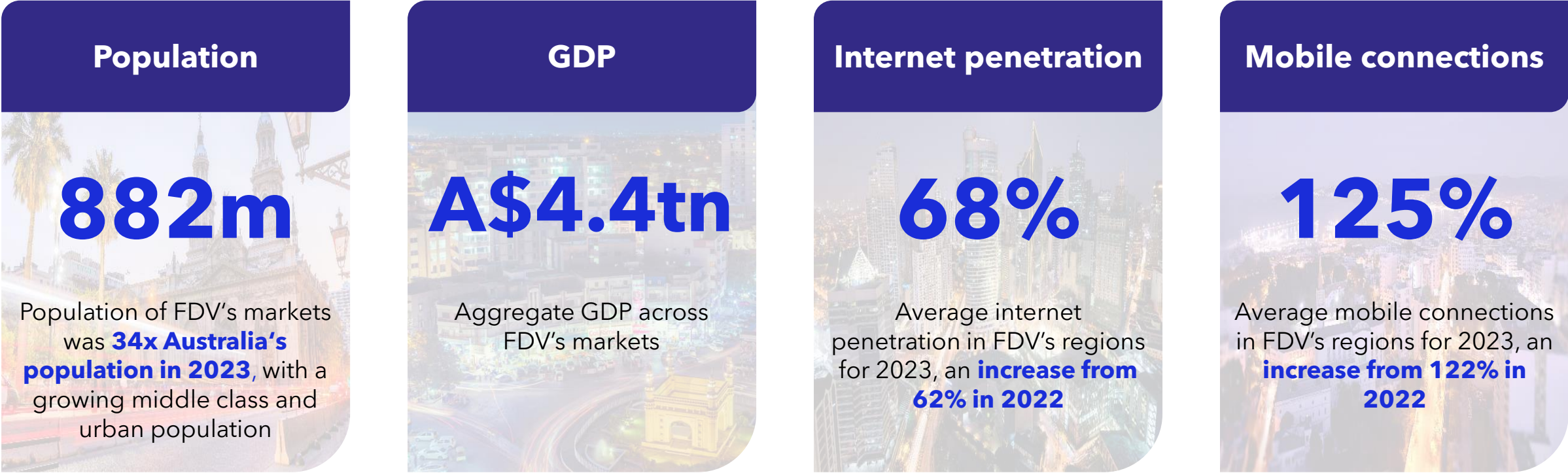
Developed markets

Business model				
Market characteristics		Classifieds	Ancillary	Transactions
<div><div>FRONTIER DIGITAL VENTURES</div><ul style="list-style-type: none">• Lower levels of trust between buyers and sellers• Online marketplaces formalise local property and automotive industries• Act as trusted brands and intermediaries between buyers and sellers</div>		<div><div>FRONTIER DIGITAL VENTURES</div><ul style="list-style-type: none">• Agents and developers advertise properties and match buyers and sellers• Auto dealers, auto manufacturers and private sellers advertise vehicles• Developers market new property projects• Recurring annual subscriptions and depth products• Tiered listing packages• Campaign-based media advertising<div>Non-exhaustive</div></div>	<div><div>FRONTIER DIGITAL VENTURES</div><ul style="list-style-type: none">• Project marketing on behalf of property developers• Property data & analytics• Mortgage referral fees• Insurance referral commissions• Auto inspection services• Auto financing referrals<div>Non-exhaustive</div></div>	<div><div>FRONTIER DIGITAL VENTURES</div><ul style="list-style-type: none">• Opportunity to generate significant revenue from facilitating transactions• Commissions from sales of automotive and property• Consumer events revenue for auto and property trade shows</div>
<div><ul style="list-style-type: none">• Established ecosystem of market participants eliminating the option to facilitate transactions• Lower long-term economic growth relative to developing markets</div>				<div><ul style="list-style-type: none">× Transactions are completed off platform, limiting the ability for marketplaces to generate commissions</div>



OPPORTUNITY IN EMERGING MARKETS

Online classifieds marketplaces have significant leverage to population and economic factors, with emerging markets amplifying the opportunity





APPENDIX

OPERATING METRICS BY BRAND

	Core markets	Competitor	Visits (m)		Average visit duration (minutes)	
			FDV	Competitor	FDV	Competitor
360 LATAM						
Encuentra24	Costa Rica, Panama	Mercadolibre.com.pa	2.5	0.07	7:19	1:45
Fincaraíz	Colombia	Metrocuadrado.com	3.9	2.8	16:49	6:10
Yapo	Chile	Locanto.cl	3.8	2.8	6:36	7:01
InfoCasas	Uruguay, Paraguay, Peru	Asca.com.uy	0.9	0.003	4:13	1:11
MENA Marketplaces Group						
Avito	Morocco	Marocannonces.com	3.5	1.2	6:24	6:55
Tayara	Tunisia	Tunisie-annonce.com	0.8	0.1	5:53	6:55
FDV Asia						
iMyanmarHouse	Myanmar	Shweproperty.com	0.08	0.02	14:04	0:48
AutoDeal	The Philippines	Carmudi.com.ph	1.3	0.2	6:58	0:58
LankaPropertyWeb	Sri Lanka	Lankaland.lk	0.2	0.01	3:56	1:14
FDV Asia - Associates						
PakWheels	Pakistan	Gari.pk	6.2	0.3	3:52	1:23
Zameen	Pakistan	Graana.com	2.5	0.1	5:23	1:21

QUARTERLY REVENUE & EBITDA GROWTH BY BRAND

Ownership %			Revenue		EBITDA	
			AUD growth	Local currency growth	AUD growth	Local currency growth
360 LATAM						
Encuentra24	Consolidated	100%	17%	19%	3%	5%
Fincaraíz	Consolidated	100%	6%	14%	5%	13%
Yapo	Consolidated	100%	4%	13%	(27%)	(21%)
InfoCasas	Consolidated	100%	(52%)	(52%)	(127%)	(125%)
MENA Marketplaces Group						
Avito	Consolidated	100%	18%	8%	(20%)	(35%)
Tayara	Consolidated	100%	(4%)	(4%)	(110%)	(110%)
FDV Asia						
iMyanmarHouse	Consolidated	53%	76%	76%	(105%)	(105%)
AutoDeal	Consolidated	56%	20%	25%	426%	444%
LankaPropertyWeb	Consolidated	53%	3%	(8%)	9%	(3%)
FDV Asia - Associates						
PakWheels	Equity accounted	37%	52%	50%	73%	75%
Zameen	Equity accounted	30%	10%	8%	(43%)	(43%)



CONTACT US

PRINCIPAL OFFICE

39-8 The Boulevard, Mid Valley City,
Lingkaran Syed Putra
Kuala Lumpur, Malaysia
www.frontierdv.com

ABOUT FDV

Frontier Digital Ventures (FDV) is a leading owner and operator of online classifieds marketplaces in fast growing emerging regions. Currently, FDV operates across three regions – 360 LATAM, MENA Marketplaces Group and FDV Asia. FDV works alongside local management teams across property, automotive and general classifieds, providing strategic oversight and operational guidance which leverages FDV's deep classifieds experience and proven track record. FDV seeks to unlock further monetisation opportunities beyond the typical classifieds revenue, to grow the equity value of its operating companies and realise their full potential. Find out more at frontierdv.com.

This announcement is authorised for release by the Board of Directors of Frontier Digital Ventures Ltd.

For more information, please contact:

COMPANY

Shaun Di Gregorio
Founder and CEO
P: +60 3 2700 1591
E: shaundig@frontierdv.com

INVESTORS

Harry Halstead
Vesparum Capital
P: +61 3 8582 4800
E: frontierdv@vesparum.com



DISCLAIMER

The material contained in this presentation is non-specific and is a summary of the background to the Company's activities. As this information is in a summary form it is not intended to be complete. Independent advice should be sought by investors or potential investors. The material does not take into account the investment objectives, financial situation or needs of a particular investor and therefore should not be relied upon as investment advice to investors or potential Investors.

The material contained in this presentation should be considered as preliminary and does not purport to contain all the information that a recipient may desire or need. In all cases, the recipient should conduct its own investigations and analysis with regards to its contents or any other matter to which it may relate, including by obtaining specialist professional advice.

This presentation may contain statements that may be deemed "forward-looking statements". Forward risks, uncertainties and other factors, many of which are outside the control of the Company can cause actual results to differ materially from such forward-looking statements. Frontier Digital Ventures currently own investments in multiple emerging market jurisdictions which potentially carries significant political risk. Other risks may be present such as agency risks, investment risk, competition, changes in technology, security breaches, insurance, additional requirements for capital, potential acquisitions, ability to raise sufficient funds to meet the needs of the Company in the future, the Company's limited operational history, reliance on key personal, as well as political and operational risks, and governmental regulation and judicial outcomes.

The Company makes no representation or undertaking that it will update or revise such statements but has made every endeavour to ensure that they are fair and reasonable at the time of making the presentation. Investors are cautioned that any forward-looking statements are not guarantees of future performance and that actual results or developments may differ materially from those projected in any forward-looking statements made.

No part of this presentation is intended for recipients outside Australia. Accordingly, recipients represent and warrant that they are able to receive this presentation without contravention of any applicable legal or regulatory restrictions in the jurisdiction in which they reside or conduct business.