

QUARTERLY REPORT

COMPANY DETAILS

ABN: 94 088 488 724

PRINCIPAL AND REGISTERED OFFICE

Suite 1, Level 1
680 Murray Street
West Perth WA 6005
T | +61 8 9214 9700
F | (+61 8 9214 9701
E | info@strikeresources.com.au
W | www.strikeresources.com.au

ASX CODE

SRK

SECURITIES ON ISSUE

283,750,000 shares
1,000,000 Broker's Options
(\$0.15, 30 Nov 2023)
12,000,000 Directors' Options
(\$0.185, 3 Dec 2023)
1,000,000 Broker's Options
(\$0.33, 3 Jun 2024)
3,100,000 SIP Options
(\$0.185, 14 Feb 2025)

BOARD OF DIRECTORS

Farooq Khan
(Executive Chairman)

William Johnson
(Managing Director)

Victor Ho
(Executive Director)

Matthew Hammond
(Non-Executive Director)

Malcolm Richmond
(Non-Executive Director)

COMPANY SECRETARY

Victor Ho
cosec@strikeresources.com.au

AUTHORISED FOR RELEASE BY - FOR FURTHER INFORMATION:

William Johnson
Managing Director
E | wjohnson@strikeresources.com.au
T | +61 8 9214 9700

31 October 2023

HIGHLIGHTS

Paulsens East Iron Ore Project, Pilbara (Western Australia)

- Strike is advancing development of a multi-user bulk loading facility for the export of iron ore from the Port of Ashburton, Onslow, with the Port of Ashburton Consortium (**PAC**) (Strike:25%, CZR Resources Ltd (ASX:CZR):50% and transshipment services provider CSL Australia Pty Ltd:25%).
- Development Application being finalised for submission to the Pilbara Ports Authority (**PPA**) for the PAC's proposed Port of Ashburton Export Facility.
- Ashburton Export Facility Pty Ltd incorporated as the operating company for the PAC.
- Strike retains the option to commence export operations through the Port of Ashburton on its own (based upon the current DWER approvals received).

About Strike Resources Limited (ASX:SRK)

Strike Resources Limited (ASX:SRK) is an ASX listed resource company which is developing the Paulsens East Iron Ore Mine in Western Australia – Strike has exported 66,618 tonnes of ~62% Fe Lump DSO (mined from surface detrital material) from Utah Point (Port Hedland) and is developing a ~1.8 – 2 Mtpa export solution out of the Port of Ashburton (Onslow). Strike also owns the high grade Apurimac Iron Ore Project in Peru where it has exported "Apurimac Premium Lump" DSO product of ~65% Fe. Strike has a 31.41M (30.49%) shareholding in Lithium Energy Limited (ASX:LEL), which was spun-out of Strike under a \$9m IPO in May 2021. Lithium Energy is developing battery minerals related assets - the Solaroz Lithium Brine Project in Argentina and the Burke Graphite Project in Queensland.

PROJECTS

Paulsens East Iron Ore Project (Pilbara, Western Australia)

(Strike – 100%)

The Paulsens East Iron Ore Project (**Paulsens East** or **Project**) is located ~235km by road east of Onslow (and the Port of Ashburton) and ~650km by road south of Port Hedland in the Pilbara, Western Australia (refer Figure 1).

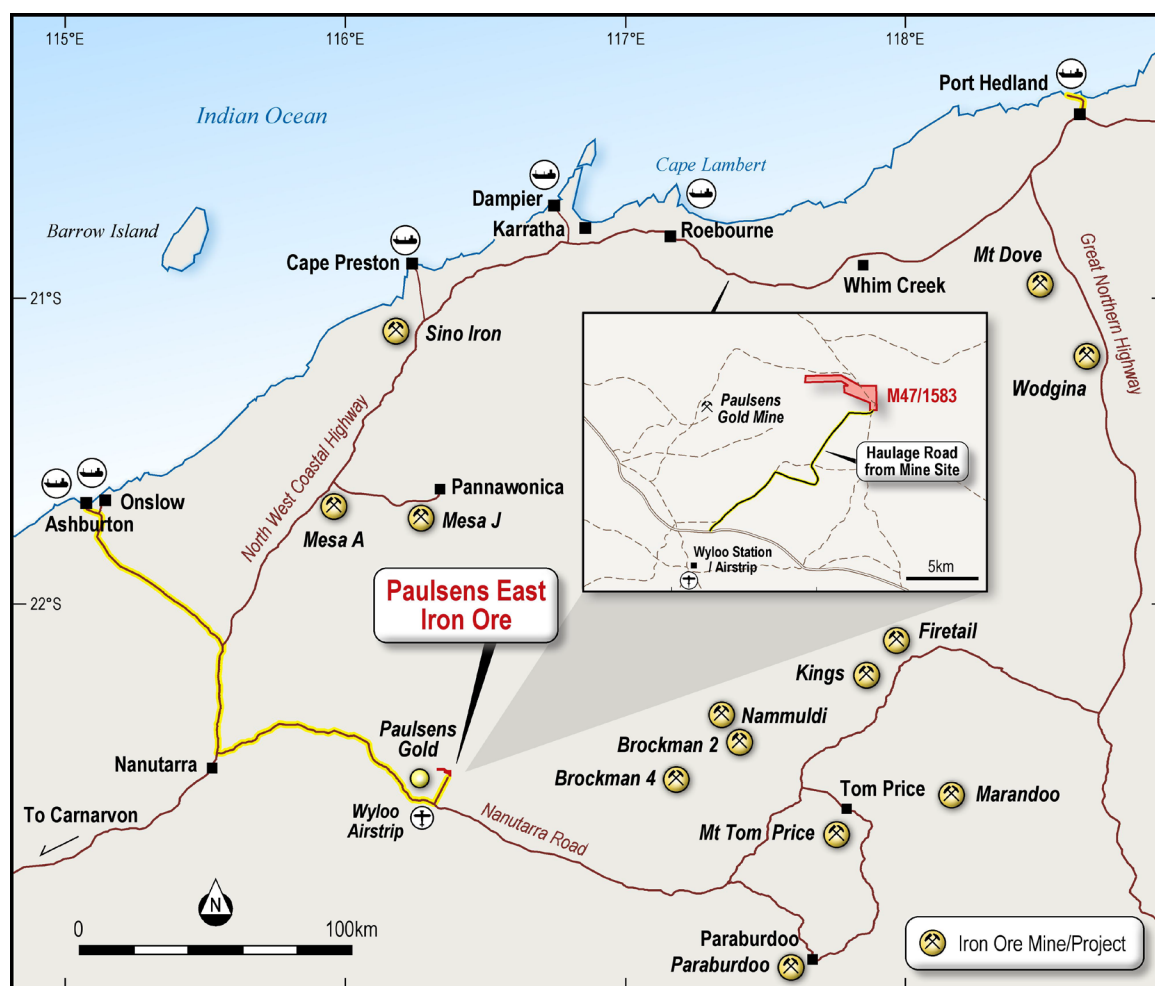


Figure 1: Paulsens East Iron Ore Mine Location – Haulage Route to Port of Ashburton

Strike completed a maiden shipment of 66,618 tonnes of iron ore from Paulsens East in September 2022, which involved the mining of surface detrital material to produce Paulsens East Lump direct shipping iron ore (**DSO**) (grading 62% Fe), which was exported to China from the Utah Point Multi-User Bulk Handling Facility (**Utah Point**) at Port Hedland.

Strike is now undertaking Stage 2 Development of Paulsens East, which will involve conventional open pit mining of the Paulsens East hematite ridge, ramping up to an annualised production rate of up to ~1.8 Mtpa, with road train haulage to and export (via transshipment operations) through the Port of Ashburton near Onslow.

Consortium for Development of Iron Ore Export Facility at Port of Ashburton

Strike, CZR Resources Ltd (ASX:CZR) and transshipment services provider CSL Australia Pty Ltd have entered into a binding Memorandum of Understanding (**MOU**) for the formation of a Port of Ashburton Consortium (**PAC**) to work with relevant authorities to secure approvals for the development of a 5 Mtpa capacity multi-user bulk loading facility for the export of iron ore from the Port of Ashburton, Onslow (the **Port of Ashburton Export Facility**).¹

Strike, as an existing producer of iron ore from its Paulsens East Iron Ore Project, and CZR, as a future iron ore producer from the development of its Robe Mesa Iron Ore and Ashburton Magnetite Projects, propose to utilise the Port of Ashburton Export Facility for the export of iron ore from their existing and proposed iron mines respectively. Its close proximity to their current and proposed mining operations has the potential to significantly lower trucking costs compared to exporting through Utah Point in Port Hedland. In the case of Strike and its Paulsens East Iron Ore Mine, this involves a trucking distance of ~235km to the Port of Ashburton versus ~650km to Utah Point in Port Hedland (refer Figure 1), significantly reducing trucking costs from mine to port. Both parties believe that combining their export operations through the Port of Ashburton Export Facility provides considerable economies of scale and cost reductions in shipping and transport costs.

CSL Australia is a division of the CSL Group Inc., which is the world's largest owner and operator of self-unloading vessels. CSL Australia currently provides transshipment services for the export of iron ore from Cape Preston in Western Australia and Whyalla in South Australia. CSL has considerable experience in the loading and transportation of bulk materials including iron ore and has agreed to join the PAC as a part-owner of the Port of Ashburton Export Facility and to provide transshipment services to Strike and CZR.




Figure 2: Quay at Port of Ashburton, Onslow

Strike's participation and ownership interest is 25% (CZR – 50% and CSL – 25%). Strike will have a one-third share of the (proposed (minimum) 5 Mtpa) export capacity from the Port of Ashburton Export Facility.

¹ Refer Strike's ASX Announcement dated 16 December 2022: Formation of Consortium for Development of Iron Ore Export Facility at Port of Ashburton and CZR's ASX Announcement dated 16 December 2022: Strategic Partnership to Develop Iron Ore Export Facility




Figure 3: Port of Ashburton, Onslow

During the quarter, the PAC incorporated Ashburton Export Facility Pty Ltd (**AEFPL**) as the operating company with shareholdings reflecting each member's interest in the PAC.

The PAC members are working with relevant authorities to develop and finalise:

- designs for an integrated iron ore export facility at the Port of Ashburton, including road train unloading, storage shed, transshipment vessel (**TSV**) loader and ancillary fixed and mobile infrastructure; and
- the operating parameters and terms of a TSV to be provided by CSL from its existing shipping fleet capable of discharging a minimum annualised capacity of 5 Mtpa of iron ore into cape size ocean-going vessels at an offshore transshipment anchorage point off the Port of Ashburton.

After collaborative discussions between the Pilbara Ports Authority (**PPA**) and the PAC, the PPA has agreed for the AEFPL to submit a Development Application for the Port of Ashburton Export Facility (**DA**). This consent represents a significant development for the PAC.

The DA is expected to be lodged shortly and will then be subject to a 90-day review period prior to approval. The DA approval will, amongst other things, be subject to PAC meeting PPA requirements and gaining broader stakeholder support. With the Port of Ashburton Export Facility concept now supported by PPA, the PAC can continue its engagement with local stakeholders with a clear operating strategy, execution plan and timeline to production.

The concept design for the facility utilises the existing 'common user' East Port Precinct (**EPP**) within the Port of Ashburton and proposes a multi-user facility with landside infrastructure for haulage and truck unloading, material storage and ship loading with a design capacity of 5Mtpa. The marine side of the proposal includes a 12kt TSV with the ability to self-load into cape-size Ocean Going Vessels (**OGV**), providing economies of scale on freight costs.

As shown in Figure 4, the facility infrastructure has been positioned on the East Quay and occupies a limited footprint to ensure that the other port functions are not inhibited. The facility will consist of three main operational areas:

- Haulage and truck unloading,
- Material storage and ship loading, and
- Offshore marine operations including transshipment and OGV loading.

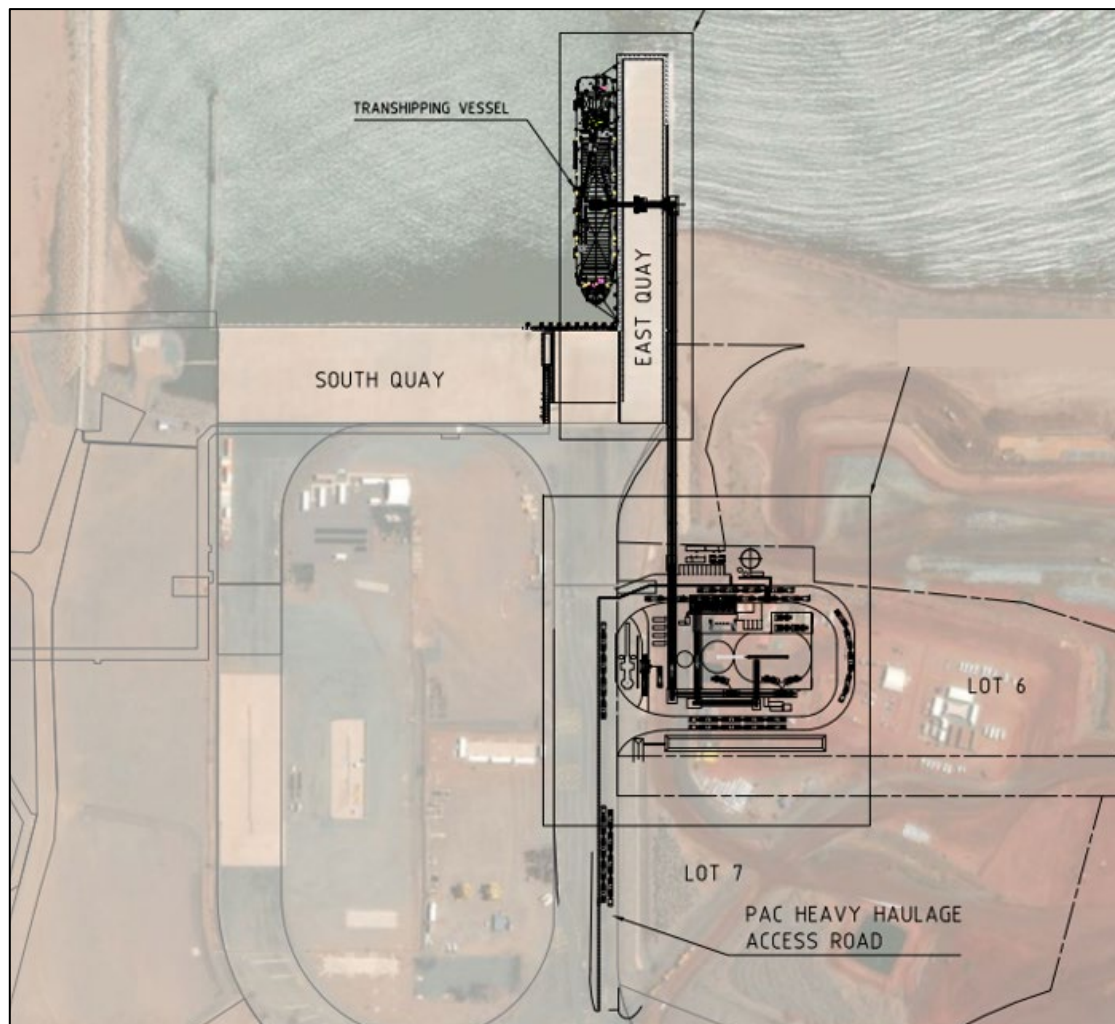


Figure 4: Concept Layout for Port of Ashburton Export Facility at Eastern Port Precinct

The facility will initially focus on exporting direct-shipping iron ore (fines and lump) from Strike and CZR as PAC ‘foundation exporters,’ with potential for smaller in-fill third-party offtakes to cover gaps in production or opportunities. The facility will also be developed to be potentially compatible with a range of bulk mineral products to ensure that access covers a broad range of other operations and benefits multiple miners.

The PAC is also finalising the commercial parameters of proposed landside and offshore transshipment operations. Upon the grant of relevant approvals, the PAC members will negotiate necessary agreements for the construction and operation of the Port of Ashburton Export Facility and for CSL to provide transshipment services for the export of iron ore from such facility.

The material terms of the MOU (dated 14 December 2022) between Paulsens East Iron Ore Pty Ltd (the Paulsens East operating subsidiary of Strike), CZR and CSL are as follows:

- The parties will work together to secure necessary approvals for the construction and operation of the Port of Ashburton Export Facility.
- The parties agree to share the costs and expenses of the approvals process in proportion to their participating interest in the PAC.

- CSL will undertake a feasibility study on the landside transshipment and marine operations and will have a first right of refusal to provide transshipment services from the Port of Ashburton Export Facility.
- The participation interest and cost contribution of each party in the PAC and future ownership of the Port of Ashburton Export Facility is as follows: CZR – 50%, CSL – 25% and Strike – 25% (adjusted proportionately if a party does not wish to proceed with a definitive agreement).
- Each of CZR and SRK will have access to export capacity at the Port of Ashburton Export Facility in the following proportions: CZR – 66.67% and Strike – 33.33% (subject to a mechanism for allocating unused capacity, including to third parties).

Development Options for Paulsens East

The WA Department of Water and Environmental Regulation (**DWER**) has (January 2023) granted a second Works Approval under the *Environmental Protection Act 1986* for offshore marine operations, principally related to the Category 58 bulk loading of up to 1.8 Mtpa (10,000 tonnes per day) of iron ore from a Transshipment Vessel to Ocean Going Vessels in a designated offshore anchorage area ~14 nautical miles from the Port of Ashburton in Onslow.²

Strike received an earlier (landside) Works Approval from DWER in July 2022 to undertake Category 58 bulk loading and unloading of up to 1.8 Mtpa (10,000 tonnes per day) of iron ore from the Port of Ashburton.³

The securing of these key regulatory Works Approvals in respect of the Port of Ashburton completes all DWER approvals required for the commencement of export operations from the Port of Ashburton and are important steps in the Stage 2 development plans of Strike.

The current Works Approvals received allow Strike to commence its Stage 2 Development plans for Paulsens East as a standalone operation or serve as a base for the Port of Ashburton Consortium to build upon the current approvals received by Strike to expand proposed operations up to 5Mtpa with separate Works Approvals being obtained by the Consortium using the Strike Works Approvals as a precedent for proposed expanded operations.

As such, Strike retains the option to develop its own 1.8 Mtpa iron ore export operation at the Port of Ashburton.

² Refer Strike's ASX Announcement dated 10 January 2023: Marine Environmental Works Approval Received for Port of Ashburton Transshipment Operations

³ Refer Strike's ASX Announcement dated 27 July 2022: Environmental Works Approval Received for Ashburton Port

Paulsens East Iron Ore Deposit

Paulsens East consists of a three-kilometre-long outcropping high-grade hematite ridge (refer Figure 5), containing a **JORC Indicated Mineral Resource of 9.6 Million tonnes at 61.1% Fe**, 6.0% SiO₂, 3.6% Al₂O₃, 0.08% P (at a cut-off grade of 58% Fe).⁴



Figure 5: Paulsens East Hematite Ridge

Table 1 shows the Paulsens East JORC Indicated Mineral Resource for a range of cut-off grades:

Mineral Resources Category	Fe% Range	Million Tonnes	Fe%	SiO ₂ %	Al ₂ O ₃ %	P%	S%	LOI%
Indicated	>60	6.75	62.1	5.21	3.37	0.080	0.01	1.92
Indicated	>59	8.15	61.6	5.56	3.53	0.082	0.01	1.99
Indicated	>58	9.62	61.1	5.97	3.64	0.085	0.01	2.13
Indicated	>57	10.54	60.8	6.27	3.7	0.087	0.01	2.20
Indicated	>56	11.73	60.4	6.86	3.69	0.088	0.01	2.27
Indicated	>55	12.50	60.01	7.22	3.67	0.089	0.01	2.35

Table 1: Paulsens East JORC Indicated Mineral Resource estimate from Hematite Ridge using a range of lower cut-off wireframes

As part of the completion of the October 2020 Feasibility Study, part of the JORC Indicated Mineral Resource has been converted to a **JORC Probable Ore Reserve of 6.2 million tonnes at 59.9% Fe**, 7.43% SiO₂, 3.77% Al₂O₃ and 0.086% P (at a cut-off grade of 55% Fe).⁵

Mining Operations at Paulsens East

As previously mentioned, Strike completed a maiden shipment of 66,618 tonnes of iron ore from Paulsens East in September 2022, which was exported to China from the Utah Point Multi-User Bulk Handling Facility (**Utah Point**) at Port Hedland.

Immediately subsequent to this shipment the project was placed into care and maintenance, with the team focussed on export solutions through the Port of Ashburton.

4 Refer Strike's ASX Announcement dated 4 September 2019: Significant Upgrade of JORC Mineral Resource into Indicated Category at Paulsens East Iron Ore Project

5 Refer Strike's ASX Announcement dated 30 October 2020: Paulsens East Feasibility Study Demonstrates Significant Cashflow Generation and Financial Returns

During the quarter, the Company was focused on the following key activities related to the mining operations.

- Optimisation works around pit shells, mine design, extraction sequencing, and early shipping forecasts aligned with PAC Port of Ashburton solutions,
- Scoping and development of geotechnical work packs and additional risk assessments related to early stage mining and pioneering,
- Ongoing contractor engagement and production optimisation workshops; and
- Statutory compliance activities, including monitoring and reporting activities, site maintenance works and stakeholder engagement.

Apurimac Iron Ore Project (Peru)

(Strike – 100%)

Strike's Apurimac Iron Ore Project in Peru is recognised as one of the highest grade, large scale magnetite projects in the world with the potential to support the establishment of a significant iron ore operation.

A **JORC (2012) Indicated and Inferred Mineral Resource** has been defined at the main Opaban 1 and Opaban 3 concessions of **269Mt of iron ore at 57.3% Fe** (142 Mt Indicated Resource at 57.8% Fe and 127 Mt Inferred Resource at 56.7% Fe)⁶. The Opaban 3 Mineral Resource has been the source of the production and sales of 50,095 tonnes of lump iron ore grading 65.78% Fe, 2.42% SiO₂, 0.72% Al₂O₃, 0.057% P and 0.09% S completed in 2020/2021.

In addition to the current JORC resource, there is significant exploration potential given the deposits are open at depth and along strike (with very promising drill results including 154m @ 62% Fe) with extensive undrilled gravity and magnetic anomalies.

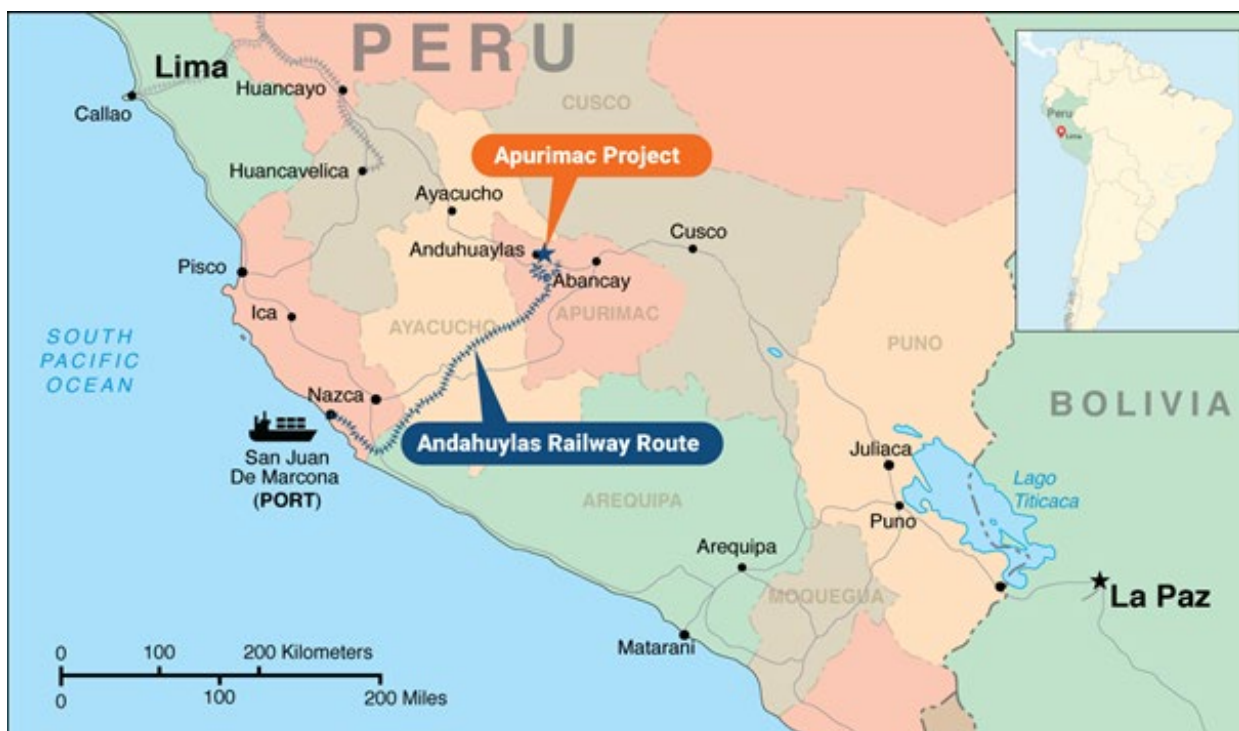


Figure 6: Strike Apurimac Iron Ore Project, showing route of proposed Andahuaylas Railway

6 Refer Strike's ASX Announcement dated 20 January 2015: Apurimac Mineral Resources Updated to JORC 2012 Standard

Mining Operations at Apurimac

Strike has completed two shipments (to Chinese and South American Steel Mills) of high-grade (+65% Fe) Apurimac Premium Lump DSO in calendar 2021.⁷

Strike notes that:

- The Offtake Agreement⁸ (pursuant to which the first shipment of 35,000 tonnes to China was undertaken) is on a CFR basis (where Strike bears the cost of shipment). As such, subsequent shipments to China will be subject to negotiation of an acceptable price with the offtake counterparty and securing a ship charter on terms acceptable to Strike.
- The second shipment (of 15,000 tonnes to a South American steel mill) was made on an FOB basis (where the buyer is responsible for the shipment cost) with a competitive market price calculated by reference to the high grade nature of the Apurimac Lump DSO ore. This shipment was successfully used by the buyer as an industrial trial for their steel manufacturing facility.

Strike is investigating further shipments from Peru, subject to satisfaction with a number of matters including negotiation of an acceptable price (referenced to the benchmark iron ore price) and Strike securing sufficient working capital to fund production to this end.

⁷ Refer Strike's ASX Announcements dated 19 August 2021: Maiden Iron Ore Shipment from Peru and 29 October 2021: Second Iron Ore Shipment from Peru Completed

⁸ Refer Strike's ASX Announcement dated 14 April 2021: Peru Iron Offtake Agreement Signed with US\$2 Million Prepayment

CORPORATE

Summary of Expenditure Incurred

A summary of expenditure incurred by the Consolidated Entity during the quarter, in relation to cash flows from operating and investing activities reported in the Appendix 5B Cash Flow Report is as follows:

	Consolidated Entity Cash Outflows		
	Operating \$'000	Investing \$'000	Total \$'000
For Current Quarter ending 30 September 2023			
Exploration and evaluation expenditure	-	-	-
Development	182	-	182
Personnel expenses	298	-	298
Occupancy expenses	32	-	32
Corporate expenses	53	-	53
Administration expenses	176	-	176
Total Expenditure	741	-	741

Payments to Related Parties

During the quarter, Strike paid a total of \$149k in respect of Directors' remuneration, comprising salaries, fees, PAYG remittances to the ATO and statutory employer superannuation contributions. This is disclosed in Item 6 of the accompanying Appendix 5B Cash Flow Report.

LIST OF MINERAL CONCESSIONS

The following mineral concessions were held as at the end of the quarter and currently:

Paulsens East Iron Ore Project (Western Australia) (Strike – 100%)

Tenement Type and No.	Grant Date	Expiry Date	Area (Ha)	Area (km ²)
Mining Lease M 47/1583	4/9/2020	3/9/2041	381.87	~3.82
Misc. Licence L 47/927	12/11/2020	11/11/2041	78.74	~0.79
Misc. Licence L 47/938	10/12/2020	9/12/2041	95.97	~0.96
Misc. Licence L 08/195	7/1/2021	6/1/2042	22.44	~0.22
Misc. Licence L 08/190	15/7/2021	14/7/2043	199.60	~2
Misc. Licence L 47/934	15/7/2021	14/7/2043	357.09	~3.57
Misc. Licence L 47/980	15/7/2021	14/7/2043	62.60	~0.63
Misc. Licence L 47/981	16/7/2021	15/7/2043	465.04	~46.5
Misc. Licence L 47/983	15/8/2023	14/8/2044	184.98	~1.85

The following tenement applications are pending grant:

Tenement Type and No.	Application Date	Area (Ha)	Area (km ²)
Misc. Licence L 08/271	12/8/2021	47.55	~0.48
Prospecting Licence P 08/813	29/4/2022	47.00	0.47

Apurimac Iron Ore Project (Peru) (Strike – 100%)

Concession Name	Area (Ha)	Province	Code	Title	File No
Opaban I	999	Andahuaylas	5006349X01	No 8625-94/RPM Dec 16, 1994	20001465
Opaban III	990	Andahuaylas	5006351X01	No 8623-94/RPM Dec 16, 1994	20001464
Cristoforo 22	379	Andahuaylas	010165602	RP2849-2007-INGEMMET/PCD/PM Dec 13, 2007	11067786
Ferrum 31	327	Andahuaylas	010552807	RP 1266-2008-INGEMMET/PCD/PM May 12, 2008	11076509
Wanka 01	100	Andahuaylas	010208110	RP 3445-2010-INGEMMET/PCD/PM Oct 18, 2010	11102187

JORC MINERAL RESOURCES

Paulsens East Iron Ore Project (Australia)

(Strike – 100%)

The Paulsens East Iron Ore Project has a JORC Code (2012 Edition) compliant Indicated Mineral Resource:

Mineral Resources Category	Fe% Cut-Off Grade	Million Tonnes	Fe%	SiO ₂ %	Al ₂ O ₃ %	P%	S%	LOI%
Indicated	>58	9.6	61.1	6.0	3.6	0.08	0.01	2.1

Refer Strike's ASX Announcement dated 4 September 2019: Significant Upgrade of JORC Mineral Resource into Indicated Category at Paulsens East Iron Ore Project.

Part of the JORC Indicated Mineral Resource has been converted to a maiden JORC Probable Ore Reserve:

Ore Reserves Category	Fe% Cut-Off Grade	Million Tonnes	Fe%	SiO ₂ %	Al ₂ O ₃ %	P%
Probable	>55	6.2	59.9	7.43	3.77	0.086

Refer Strike's ASX Announcement dated 30 October 2020: Paulsens East Feasibility Study Demonstrates Significant Cashflow Generation and Financial Returns.

Apurimac Iron Ore Project (Peru)

(Strike – 100%)

The Apurimac Project has a JORC Code (2012 Edition) compliant Mineral Resource of 269.4 Mt, consisting of:

- a 142.2 Mt Indicated Mineral Resource at 57.8% Fe; and
- a 127.2 Mt Inferred Mineral Resource at 56.7% Fe.

Category	Concession	Density t/m ³	Mt	Fe%	SiO ₂ %	Al ₂ O ₃ %	P%	S%
Indicated	Opaban 1	4	133.71	57.57	9.46	2.54	0.04	0.12
Indicated	Opaban 3 *	4	8.53	62.08	4.58	1.37	0.07	0.25
Inferred	Opaban 1	4	127.19	56.7	9.66	2.7	0.04	0.2
Total Indicated and Inferred			269.4	57.3	9.4	2.56	0.04	0.16

Refer Strike's ASX Announcement dated 20 January 2015: Apurimac Mineral Resources Updated to JORC 2012 Standard.

* The Opaban 3 Mineral Resource has been diminished by production and sales of 50,095 tonnes of lump iron ore grading 65.78% Fe, 2.42% SiO₂, 0.72% Al₂O₃, 0.057% P and 0.09% S.

JORC CODE COMPETENT PERSON'S STATEMENTS

JORC Code (2012) Competent Person Statement - Paulsens East Iron Ore Project

The information in this document that relates to **Mineral Resources and related Exploration Results/Exploration Targets** (as the case may be, as applicable) in relation to the Paulsens East Iron Ore Project (Pilbara, Western Australia) is extracted from the following ASX market announcements made by Strike Resources Limited on:

- 4 February 2022: Updated Paulsens East Feasibility Study – Optimised Staged Production and Lower Capex and Opex Costs;
- 30 October 2020: Paulsens East Feasibility Study Demonstrates Significant Cashflow Generation and Financial Returns;
- 4 September 2019: Significant Upgrade of JORC Mineral Resource into Indicated Category at Paulsens East Iron Ore Project.

The information in the original announcements that relates to these Mineral Resources and related Exploration Results (as applicable) is based on information compiled by Mr Philip Jones (BAppSc (Geol), MAIG, MAusIMM), who is a Member of the Australasian Institute of Mining and Metallurgy (**AusIMM**) and the Australian Institute of Geoscientists (**AIG**). Mr Jones is an independent contractor to Strike Resources Limited. Mr Jones has sufficient experience that is relevant to the style of mineralisation and type of deposit under consideration and to the activity being undertaken to qualify as a Competent Person as defined in the 2012 Edition of the 'Australasian Code for Reporting of Exploration Results, Mineral Resources and Ore Reserves' (the **JORC Code**). The Company confirms that it is not aware of any new information or data that materially affects the information included in the original market announcements. The Company confirms that the form and context in which the Competent Person's findings are presented have not been materially modified from the original market announcements.

The information in this document that relates to **Ore Reserves** in relation to the Paulsens East Iron Ore Project (Pilbara, Western Australia) is extracted from the following ASX market announcement made by Strike Resources Limited on:

- 4 February 2022: Updated Paulsens East Feasibility Study – Optimised Staged Production and Lower Capex and Opex Costs;
- 30 October 2020: Paulsens East Feasibility Study Demonstrates Significant Cashflow Generation and Financial Returns

The information in the original announcements that relates to these Ore Reserves is based on information compiled by Mr Harry Warries (MSc – Mine Engineering, AusIMM), who is a Fellow of AusIMM. Mr Warries is the Principal of Mining Focus Consultants Pty Ltd, a Consultant to Strike Resources Limited. Mr Warries has sufficient experience that is relevant to the style of mineralisation and type of deposit under consideration and to the activity being undertaken to qualify as a Competent Person as defined in the JORC Code. The Company confirms that it is not aware of any new information or data that materially affects the information included in the original market announcements. The Company confirms that the form and context in which the Competent Person's findings are presented have not been materially modified from the original market announcements.

JORC Code (2012) Competent Person Statement - Apurimac Project Mineral Resources

The information in this document that relates to **Mineral Resources** in relation to the Apurimac Iron Ore Project (Peru) is extracted from the following ASX market announcement made by Strike Resources Limited on:

- 20 January 2015: Apurimac Mineral Resources Updated to JORC 2012 Standard.

The information in the original announcement that relates to these Mineral Resources and other Exploration Results (as applicable) is based on information compiled by Mr Ken Hellsten, B.Sc. (Geology), who is a Fellow of AusIMM. Mr Hellsten was a principal consultant to Strike Resources Limited and was also formerly the Managing Director of Strike Resources Limited (between 24 March 2010 and 19 January 2013). Mr Hellsten has sufficient experience which is relevant to the style of mineralisation and type of deposit under consideration and to the activity being undertaken to qualify as a Competent Person as defined in the JORC Code. The Company confirms that it is not aware of any new information or data that materially affects the information included in the original market announcement. The Company confirms that the form and context in which the Competent Person's findings are presented have not been materially modified from the original market announcement.

The Strike ASX market announcements referred to above may be viewed and downloaded from the Company's website: www.strikeresources.com.au or the ASX website: www.asx.com.au under ASX code "SRK".

FORWARD LOOKING STATEMENTS

This document contains "forward-looking statements" and "forward-looking information," including statements and forecasts which include without limitation, expectations regarding future performance, costs, production levels or rates, mineral reserves and resources, the financial position of Strike, industry growth and other trend projections. Often, but not always, forward-looking information can be identified by the use of words such as "plans", "expects", "is expected", "is expecting", "budget", "scheduled", "estimates", "forecasts", "intends", "anticipates", or "believes", or variations (including negative variations) of such words and phrases, or state that certain actions, events or results "may", "could", "would", "might", or "will" be taken, occur or be achieved. Such information is based on assumptions and judgements of management regarding future events and results. The purpose of forward-looking information is to provide the audience with information about management's expectations and plans. Readers are cautioned that forward-looking information involves known and unknown risks, uncertainties and other factors which may cause the actual results, performance, or achievements of Strike and/or its subsidiaries to be materially different from any future results, performance or achievements expressed or implied by the forward-looking information. Such factors include, among others, changes in market conditions, future prices of minerals/commodities, the actual results of current production, development and/or exploration activities, changes in project parameters as plans continue to be refined, variations in grade or recovery rates, plant and/or equipment failure and the possibility of cost overruns.

Forward-looking information and statements are based on the reasonable assumptions, estimates, analysis and opinions of management made in light of their experience and their perception of trends, current conditions and expected developments, as well as other factors that management believes to be relevant and reasonable in the circumstances at the date such statements are made, but which may prove to be incorrect. Strike believes that the assumptions and expectations reflected in such forward-looking statements and information are reasonable. Readers are cautioned that the foregoing list is not exhaustive of all factors and assumptions which may have been used. Strike does not undertake to update any forward-looking information or statements, except in accordance with applicable securities laws.

Appendix 5B

Mining Exploration Entity or Oil and Gas Exploration Entity Quarterly Cash Flow Report

Name of entity

STRIKE RESOURCES LIMITED (ASX:SRK) and its controlled entities

ABN

94 088 488 724

Quarter Ended (current quarter)

30 September 2023

Consolidated statement of cash flows

	Current Quarter Sep-2023 \$A' 000	Year to Date 3 months \$A' 000
1. Cash flows from operating activities		
1.1 Receipts from customers	-	-
1.2 Payments for		
(a) exploration & evaluation	-	-
(b) development	(182)	(182)
(c) production	-	-
(d) staff costs	(298)	(298)
(e) administration and corporate costs	(265)	(265)
1.3 Dividends received (see note 3)	-	-
1.4 Interest received	9	9
1.5 Interest and other costs of finance paid	(1,467)	(1,467)
1.6 Income taxes paid	-	-
1.7 Government grants and tax incentives	-	-
1.8 Other:		
<i>Recovery of office costs under shared office arrangements</i>	4	4
1.9 Net cash from / (used in) operating activities	(2,199)	(2,199)
2. Cash flows from investing activities		
2.1 Payments to acquire or for:		
(a) entities	-	-
(b) tenements	-	-
(c) property, plant and equipment	-	-
(d) exploration & evaluation	-	-
(e) investments	-	-
(f) other non-current assets	-	-

Consolidated statement of cash flows	Current Quarter Sep-2023 \$A' 000	Year to Date 3 months \$A' 000
2.2 Proceeds from the disposal of:		
(a) entities	-	-
(b) tenements	-	-
(c) property, plant and equipment	76	76
(d) investments	-	-
(e) other non-current assets	-	-
2.3 Cash flows from loans to other entities	-	-
2.4 Dividends received (see note 3)	-	-
2.5 Other	-	-
2.6 Net cash from / (used in) investing activities	76	76
3. Cash flows from financing activities		
3.1 Proceeds from issues of equity securities (excluding convertible debt securities)	-	-
3.2 Proceeds from issue of convertible debt securities	-	-
3.3 Proceeds from exercise of options	-	-
3.4 Transaction costs related to issues of equity securities or convertible debt securities	-	-
3.5 Proceeds from borrowings	-	-
3.6 Repayment of borrowings	-	-
3.7 Transaction costs related to loans and borrowings	-	-
3.8 Dividends paid	-	-
3.9 Other:	-	-
3.10 Net cash from / (used in) financing activities	-	-
4. Net increase / (decrease) in cash and cash equivalents for the period		
4.1 Cash and cash equivalents at beginning of period	2,650	2,650
4.2 Net cash from / (used in) operating activities (item 1.9 above)	(2,199)	(2,199)
4.3 Net cash from / (used in) investing activities (item 2.6 above)	76	76
4.4 Net cash from / (used in) financing activities (item 3.10 above)	-	-
4.5 Effect of movement in exchange rates on cash held	(8)	(8)
4.6 Cash and cash equivalents at end of period	519	519

5. Reconciliation of cash and cash equivalents at the end of the quarter (as shown in the consolidated statement of cash flows) to the related items in the accounts		Current Quarter \$A' 000	Previous Quarter \$A' 000
5.1 Bank balances		484	2,615
5.2 Call deposits		35	35
5.3 Bank overdrafts		-	-
5.4 Other (provide details)		-	-
5.5 Cash and cash equivalents at end of quarter (should equal item 4.6 above)		519	2,650

6. Payments to related parties of the entity and their associates		Current Quarter \$A' 000
6.1 Aggregate amount of payments to related parties and their associates included in item 1		(149)
6.2 Aggregate amount of payments to related parties and their associates included in item 2		-

Note: if any amounts are shown in items 6.1 or 6.2, your quarterly activity report must include a description of, and an explanation for, such payments

7. Financing facilities <i>Note: the term "facility" includes all forms of financing arrangements available to the entity. Add notes as necessary for an understanding of the sources of finance available to the entity.</i>		Total facility amount at quarter end \$A' 000	Amount drawn at quarter end \$A' 000
7.1 Loan facilities		10,770	10,770
7.2 Credit standby arrangements		-	-
7.3 Other (please specify)		-	-
7.4 Total financing facilities		10,770	10,770

7.5 Unused financing facilities available at quarter end	-
---	---

Include in the box below a description of each facility above, including the lender, interest rate, maturity date and whether it is secured or unsecured. If any additional financing facilities have been entered into or are proposed to be entered into after quarter end, include a note providing details of those facilities as well.

The Company has drawn down a US\$7.2 million (~A\$10.77 Million, based on an exchange rate of A\$1:00:US\$0.67) project finance loan facility (**Facility**) provided by Good Importing International Pty Limited (**GII**) for the Stage 1 development of the Paulsens East Iron Ore Project and the Company's maiden (66,618 tonne) export of Paulsens East Lump direct shipping iron ore (DSO) from Utah Point (Port Hedland) in September 2022. The Facility is secured over the Project assets (including the tenements) and shares in the subsidiary companies that hold the Project. The applicable interest rate is 10% pa (with payment of interest commencing on 30 June 2023 and at the end of each quarter thereafter) with 50% of the principal repayable on 31 July 2024 and the balance due on 31 October 2024. The key terms of the Facility with GII are summarised in the Company's ASX Announcements dated 28 February 2022: Funding Secured and Production to Commence at Paulsens East Iron Ore Project, 16 December 2022: Update on Paulsens East Project Financing and 4 April 2023: Further Update on Paulsen East Project Financing.

8. Estimated cash available for future operating activities	\$A' 000
8.1 Net cash from / (used in) operating activities (item 1.9)	(2,199)
8.2 (Payments for exploration & evaluation classified as investing activities) (item 2.1(d))	-
8.3 Total relevant outgoings (item 8.1 + item 8.2)	(2,199)
8.4 Cash and cash equivalents at quarter end (item 4.6)	519
8.5 Unused finance facilities available at quarter end (item 7.5)	-
8.6 Total available funding (item 8.4 + item 8.5)	519
8.7 Estimated quarters of funding available (item 8.6 divided by item 8.3)	0.2

Note: if the entity has reported positive relevant outgoings (ie a net cash inflow) in item 8.3, answer item 8.7 as "N/A". Otherwise, a figure for the estimated quarters of funding available must be included in item 8.7

8.8 If Item 8.7 is less than 2 quarters, please provide answers to the following questions:

8.8.1 Does the entity expect that it will continue to have the current level of net operating cash flows for the time being and, if not, why not?

The Consolidated Entity notes the following matters:

- (a) Strike paid approximately 18 months of interest accrued to 30 September 2023 amounting to US\$973,892 (~A\$1.467m) during the quarter; interest payments are payable every quarter after 1 July
- (b) Strike will manage its expenditure in future quarters having regard to its current and expected cash position.

8.8.2 Has the entity taken any steps, or does it propose to take any steps, to raise further cash to fund its operations and, if so, what are those steps and how likely does it believe that they will be successful?

Strike can realise cash funds from the sale of investments in ASX-listed securities (refer to Note 1 below).

8.8.3 Does the entity expect to be able to continue its operations and to meet its business objectives and, if so, on what basis?

Strike will manage its expenditure in future quarters having regard to its current and expected cash position.

Compliance statement

1. This statement has been prepared in accordance with accounting standards and policies which comply with Listing Rule 19.11A.
2. This statement gives a true and fair view of the matters disclosed.

Authorised By:



Victor Ho
Executive Director and Company Secretary

31 October 2023

See Chapter 19 of ASX Listing Rules for defined terms

Notes

1. The Company currently holds the following listed share investments:

		30-Sep-23		
ASX cod Company		No Shares	Last Bid Price	Market Value
LEL	Lithium Energy Limited	31,410,000	\$0.585	\$18,374,850

The above share investment is under escrow until 19 May 2023.

2. This quarterly cash flow report and the accompanying activity report provide a basis for informing the market about the entity's activities for the past quarter, how they have been financed and the effect this has had on its cash position. An entity that wishes to disclose additional information over and above the minimum required under the Listing Rules is encouraged to do so.
3. If this quarterly cash flow report has been prepared in accordance with Australian Accounting Standards, the definitions in, and provisions of, AASB 6: Exploration for and Evaluation of Mineral Resources and AASB 107: Statement of Cash Flows apply to this report. If this quarterly cash flow report has been prepared in accordance with other accounting standards agreed by ASX pursuant to Listing Rule 19.11A, the corresponding equivalent standards apply to this report.
4. Dividends received may be classified either as cash flows from operating activities or cash flows from investing activities, depending on the accounting policy of the entity.
5. If this report has been authorised for release to the market by your board of directors, you can insert here: "By the board". If it has been authorised for release to the market by a committee of your board of directors, you can insert here: "By the [name of board committee – eg Audit and Risk Committee]". If it has been authorised for release to the market by a disclosure committee, you can insert here: "By the Disclosure Committee"
6. If this report has been authorised for release to the market by your board of directors and you wish to hold yourself out as complying with recommendation 4.2 of the ASX Corporate Governance Council's Corporate Governance Principles and Recommendations, the board should have received a declaration from its CEO and CFO that, in their opinion, the financial records of the entity have been properly maintained, that this report complies with the appropriate accounting standards and gives a true and fair view of the cash flows of the entity, and that their opinion has been formed on the basis of a sound system of risk management and internal control which is operating effectively.

AUTHORISED FOR RELEASE - FOR FURTHER INFORMATION:

William Johnson
Managing Director
T | (08) 9214 9700
E | md@strikeresources.com.au

Victor Ho
Executive Director & Company Secretary
T | (08) 9214 9700
E | cosec@strikeresources.com.au