

## **Amended Investor Presentation - Resources Rising Stars Conference**

Rox Resources Limited (ASX: RXL) ("**Rox**" or "**the Company**") is providing an amended version of the investor presentation entitled "Investor Presentation - Resources Rising Stars Conference" released on 3 September 2024 ("**Investor Presentation**").

The Investor Presentation has been amended to include a proximate cautionary statement, and approximate ranges of tonnage and grade, in relation to the exploration target, consistent with Rox's announcement on 30 January 2024.

Rox confirms that no other amendments have been made to the Investor Presentation.

Authorised for release to the ASX by the Board of Rox Resources Limited.

**\*\*\* ENDS \*\*\***

### **For more information:**

Robert Ryan  
Managing Director  
Rox Resources Limited

Tel: +61 8 9226 0044

E: [admin@roxresources.com.au](mailto:admin@roxresources.com.au)

Nicholas Read  
Investor Relations  
Read Corporate

Tel: 0419 929 046

E: [info@readcorporate.com.au](mailto:info@readcorporate.com.au)



# Investor Presentation

Resources Rising Stars

September 2024



# Important Information and Disclaimer



## Forward-Looking Statements

This presentation contains background information about Rox current at the date of this presentation (unless otherwise indicated). The information in this presentation is in summary form and does not purport to be complete nor does it contain all the information in relation to Rox. It should be read in conjunction with Rox's other periodic and continuous disclosure announcements lodged with the Australian Securities Exchange (ASX) at [www.asx.com.au](http://www.asx.com.au). Recipients should conduct their own investigations and perform their own analysis in order to satisfy themselves as to the accuracy and completeness of the information, statements and opinions contained in this presentation.

This presentation is for information purposes only. Neither this presentation nor the information contained in it constitutes an offer, invitation, solicitation or recommendation in relation to the purchase or sale of shares in any jurisdiction.

This presentation may not be distributed in any jurisdiction except in accordance with the legal requirements applicable in such jurisdiction. Recipients should inform themselves of the restrictions that apply in their own jurisdiction. A failure to do so may result in a violation of securities laws in such jurisdiction.

This presentation does not constitute investment advice and has been prepared without taking into account the recipient's investment objectives, financial circumstances or particular needs and the opinions and recommendations in this presentation are not intended to represent recommendations of particular investments to particular persons. Recipients should seek professional advice when deciding if an investment is appropriate. All securities transactions involve risks, which include, amongst others, the risk of adverse or unanticipated market, financial or political developments.

To the fullest extent permitted by law, Rox, its officers, employees, agents and advisers do not make any representation or warranty, express or implied, as to the currency, accuracy, reliability or completeness of any information, statements, opinions, estimates, forecasts or other representations contained in this presentation. No responsibility for any errors or omissions from this presentation arising out of negligence or otherwise is accepted.

This presentation may include forward-looking statements. Forward-looking statements include, but are not limited to, statements preceded by words such as "planned", "expected", "projected", "estimated", "may", "scheduled", "intends", "anticipates", "believes", "potential", "could", "likely", "nominal", "conceptual", "propose", "will", "forecast", "estimate", and similar expressions. Forward-looking statements are only predictions and are subject to risks, uncertainties and assumptions which are outside the control of Rox. Actual values, results or events may be materially different to those expressed or implied in this presentation. Given these uncertainties, recipients are cautioned not to place reliance on forward-looking statements.

Any forward-looking statement in this presentation speak only at the date of issue of this presentation. Subject to any continuing obligations under applicable law and the ASX Listing Rules, Rox does not undertake any obligation to update or revise any information or any of the forward-looking statements in this presentation or any changes in events, conditions or circumstances on which any such forward-looking statement is based.

## Competent Person Statements

### Exploration Targets

The information in this presentation that relates to Exploration Targets was reported by Rox in accordance with the JORC Code (2012 edition) in the announcement "MRE Update confirms Youanmi as Significant High-Grade Gold Project and Paves Way for PFS" released to the ASX on 30 January 2024, and for which the consent of the Competent Person Mr Steve Le Brun was obtained. A copy of that announcement is available at [www.asx.com.au](http://www.asx.com.au). Rox confirms that it is not aware of any new information or data that materially affects the Exploration Targets information included in that market announcement. Rox confirms that the form and context in which the Competent Person's findings are presented have not been materially modified from that market announcement.

### Mineral Resource Statements

The statement of estimates of Mineral Resources for the Youanmi Gold Project in this presentation was reported by Rox in accordance with ASX Listing Rule 5.8 and the JORC Code (2012 edition) in the announcement "MRE Update confirms Youanmi as Significant High-Grade Gold Project and Paves Way for PFS" released to the ASX on 30 January 2024, and for which the consent of the Competent Person Mr Steve Le Brun was obtained. A copy of that announcement is available at [www.asx.com.au](http://www.asx.com.au). Rox confirms it is not aware of any new information or data that materially affects the Mineral Resources estimates information included in that market announcement and that all material assumptions and technical parameters underpinning the Mineral Resources estimates in that announcement continue to apply and have not materially changed. Rox confirms that the form and context in which the Competent Person's findings are presented have not been materially modified from that market announcement.

### Ore Reserve Estimate

The statement of estimates of Ore Reserves for the Youanmi Gold Project in this presentation was reported by Rox in accordance with ASX Listing Rule 5.9 and the JORC Code (2012 edition) in the announcement "Youanmi Gold Project - Positive Pre-Feasibility Study" released to the ASX on 24 July 2024, and for which the consent of the Competent Person Mr Daniel Marchesi was obtained. A copy of that announcement is available at [www.asx.com.au](http://www.asx.com.au). Rox confirms it is not aware of any new information or data that materially affects the Ore Reserves estimates information included in that market announcement and that all material assumptions and technical parameters underpinning the Ore Reserves estimates in that announcement continue to apply and have not materially changed. Rox confirms that the form and context in which the Competent Person's findings are presented have not been materially modified from that market announcement.



# Youanmi Highlights

*High-grade, high-margin underground gold project with compelling economics and potential for significant further upside*



## High-Grade Maiden Ore Reserve



- High-Grade Maiden Probable Ore Reserve estimate of 3.8Mt @ 4.4 g/t Au for 546koz
- Total Mineral Resource estimate of 16.2Mt @ 4.4 g/t Au for 2,300koz

## Gold Produced >100koz pa



- 786koz gold doré produced over the 7.7 year LOM at an average of 103kozpa
- Overall plant recovery of 92.6%

## Low Cost & High-Margin



- Low cost AISC of A\$1,676/oz resulting in a high-margin circa A\$2,000/oz at the current spot gold price
- Free cash flow of approx. \$1.3 billion at the current spot gold price<sup>1</sup>
- Project resilient to gold price decreases

## Drilling Underway



- 11,000m RC and Diamond drill program underway
- Program targeting resource upgrades and exploration
- Topdrill engaged on a drill for equity basis for up to 50% of costs



# Corporate Information

Rox Resources Limited (ASX: RXL) is a West Australian focused gold exploration and development Company. It is the 100 per cent owner of the historic Youanmi Gold Project near Mt Magnet, approximately 480 kilometres northeast of Perth, and owns the Mt Fisher – Mt Eureka Gold and Nickel Project approximately 140 kilometres southeast of Wiluna, with 100% ownership of certain tenure with the remaining tenure held via a joint venture (Rox 51%, earning into 75%).

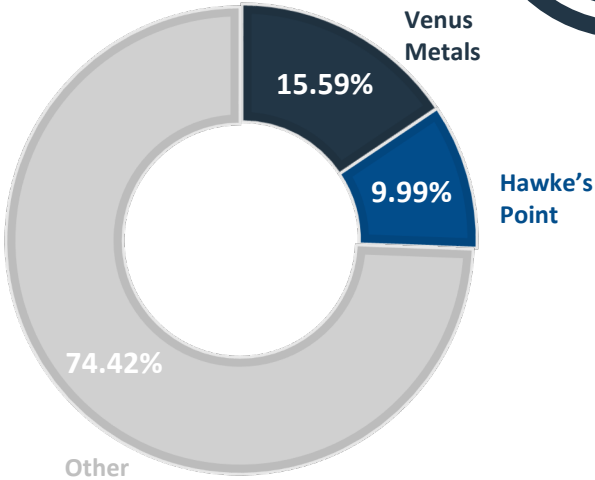
## Board and Management

Stephen Dennis	Non-Executive Chairman
Robert Ryan	Managing Director
John Mair	Non-Executive Director
Matthew Hogan	Non-Executive Director
Chris Hunt	Chief Financial Officer & Company Secretary
Daniel Marchesi	General Manager - Studies

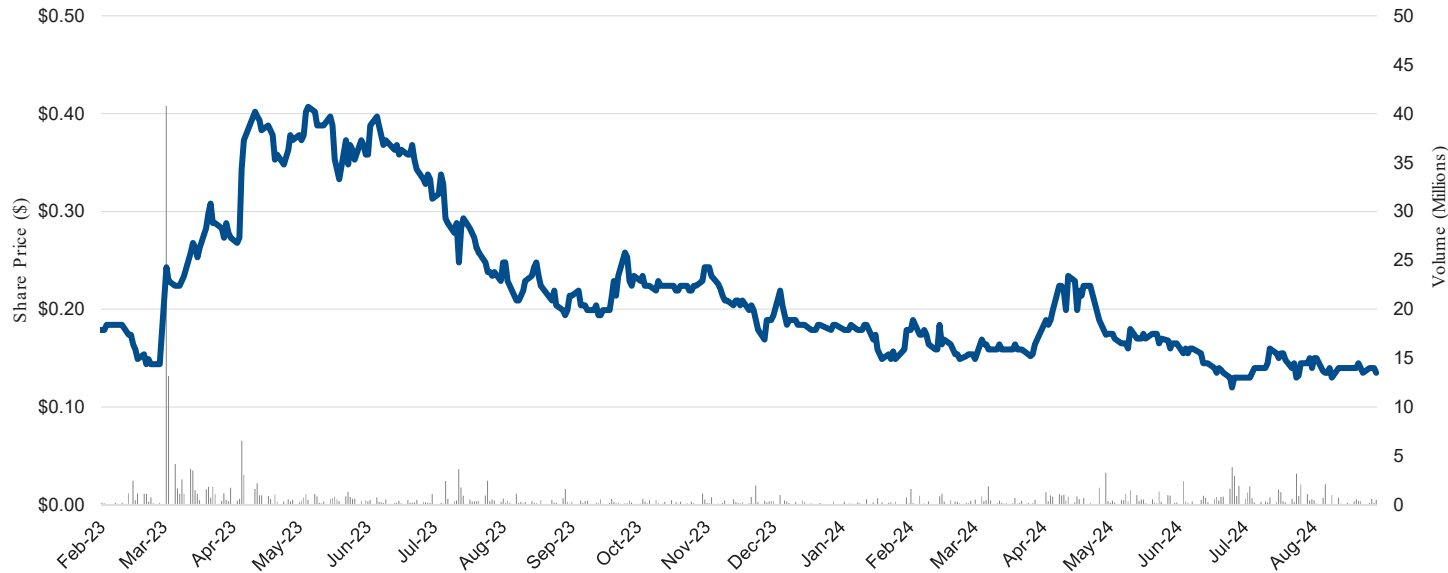
## Capital Structure

ASX Code	RXL
Shares on Issue	408.7m
Share Price (at 29/8/2024)	A\$0.135
Market Capitalisation (at 29/8/2024)	A\$55.2m
Unlisted Options	30.3m
Performance Rights	11.2m

## Shareholders



## RXL Share Price



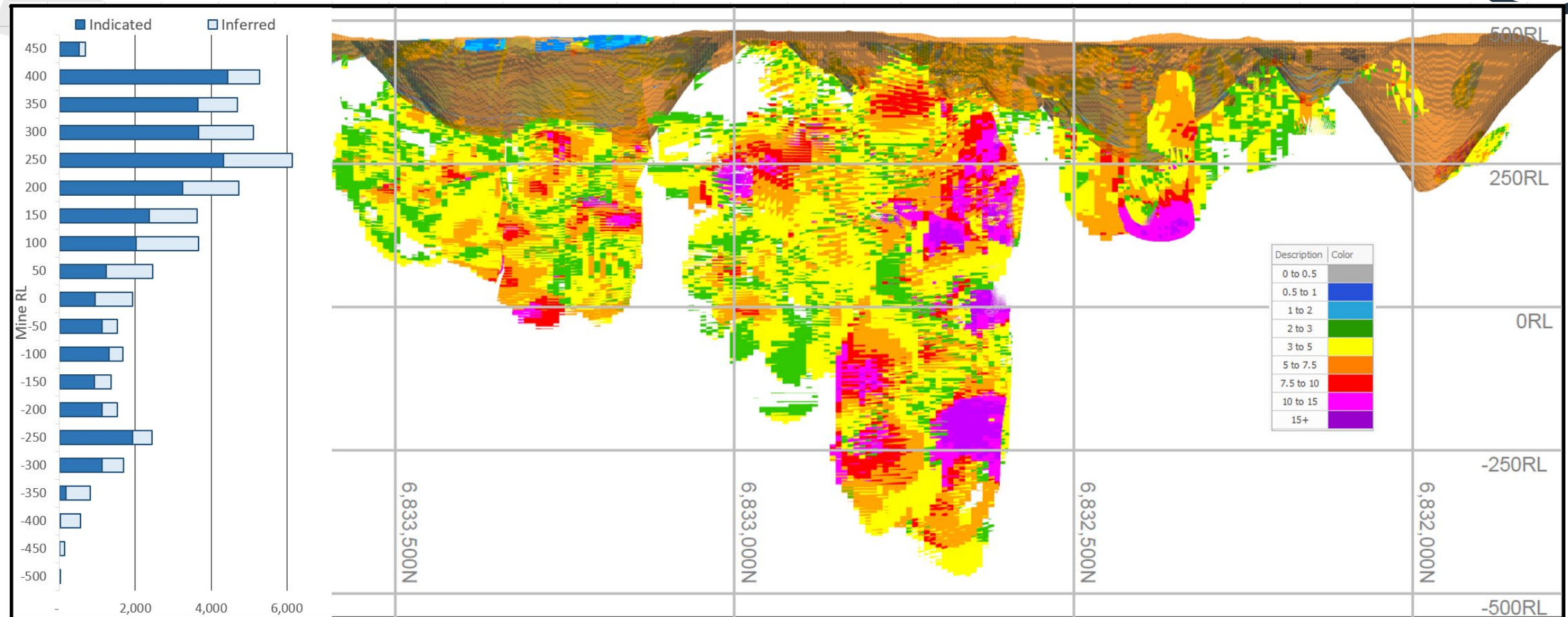
# Project Location

- Youanmi Gold Project located approximately 480km northeast of Perth and Mt Fisher – Mt Eureka Gold Project approximately 140km southeast of Wiluna
- Located in the **central part of the Youanmi Greenstone Belt**, which is situated in the Southern Cross Province of the Archaean Yilgarn Craton in Western Australia, “Australia’s premier gold province”
- **Proven track record of production** with historical production of 667koz of gold grading 5.42g/t from open pit and underground operations
- Leverage off **existing site infrastructure and decline**
- Surrounded by **million-ounce mines and major gold producers**



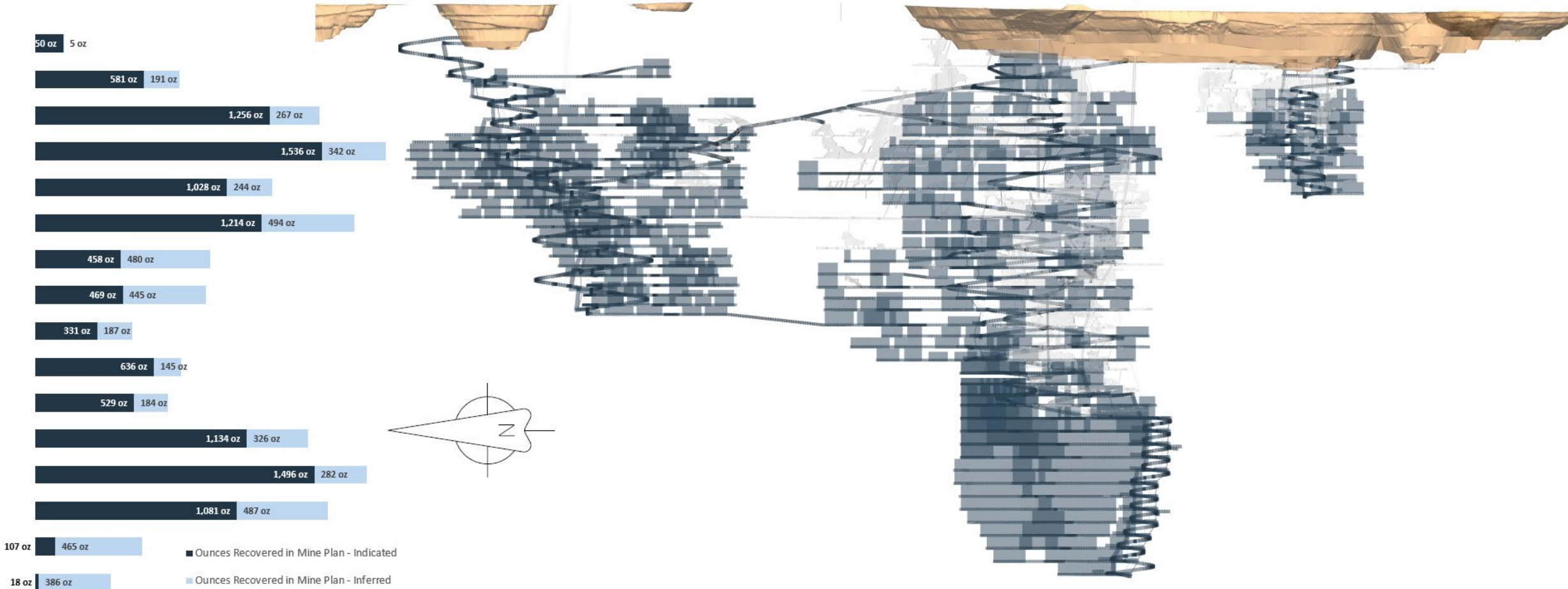


# High-Grade Mineral Resource Estimate<sup>1</sup>



Category	Cut-off (g/t)	Indicated			Inferred			Total		
		Tonnes (Mt)	Au Grade (g/t)	Au Metal (Koz)	Tonnes (Mt)	Au Grade (g/t)	Au Metal (Koz)	Tonnes (Mt)	Au Grade (g/t)	Au Metal (Koz)
Open Pit	0.5	5.1	2.8	458	1.4	2.4	108	6.5	2.7	565
Underground	2.5	5.6	6.1	1,103	4.1	4.8	633	9.7	5.5	1,735
<b>Total</b>		<b>10.7</b>	<b>4.5</b>	<b>1,561</b>	<b>5.5</b>	<b>4.2</b>	<b>740</b>	<b>16.2</b>	<b>4.4</b>	<b>2,300</b>

# High-Grade Ore Reserve<sup>1</sup>



Ore Reserve	Tonnes (Mt)	Grade (g/t Au)	Contained Ounces (koz)
Proved Underground Ore Reserve	0.0	0.0	0.0
Probable Underground Ore Reserve	3.83	4.4	546
<b>Total Underground Ore Reserve</b>	<b>3.83</b>	<b>4.4</b>	<b>546</b>

Note:  
1. Refer to ASX announcement titled 'Youanmi Gold Project – Positive Pre-Feasibility Study' dated 24 July 2024.



# PFS Highlights



## A High Margin, Long Life Gold Project



**Mine life 7.7year, 786koz Produced**

Average production of **103kozpa**



**Strong FCF: A\$194Mpa**

Post construction at current spot price of \$3,700/oz



**Low AISC: A\$1,676/oz**



**546koz Ore reserves (4.4g/t)**

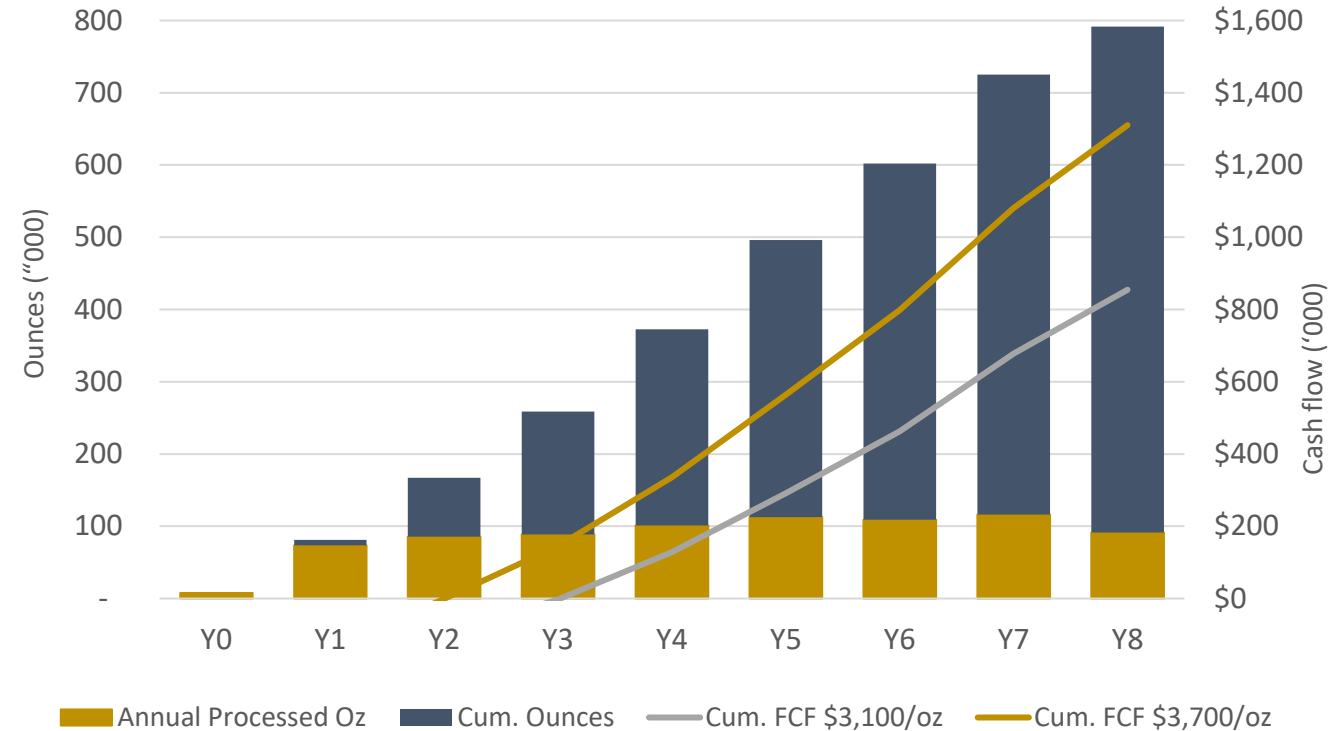
**2.3Moz Resource (>1.5Moz Indicated)**



**750kt Production rate**

Opportunity to expand production profile

Gold Production (koz) and FCF (\$'000)



FCF

**\$855M**

At \$3,100/oz Gold Price

NPV<sub>8</sub>

**\$486M**

At \$3,100/oz Gold Price

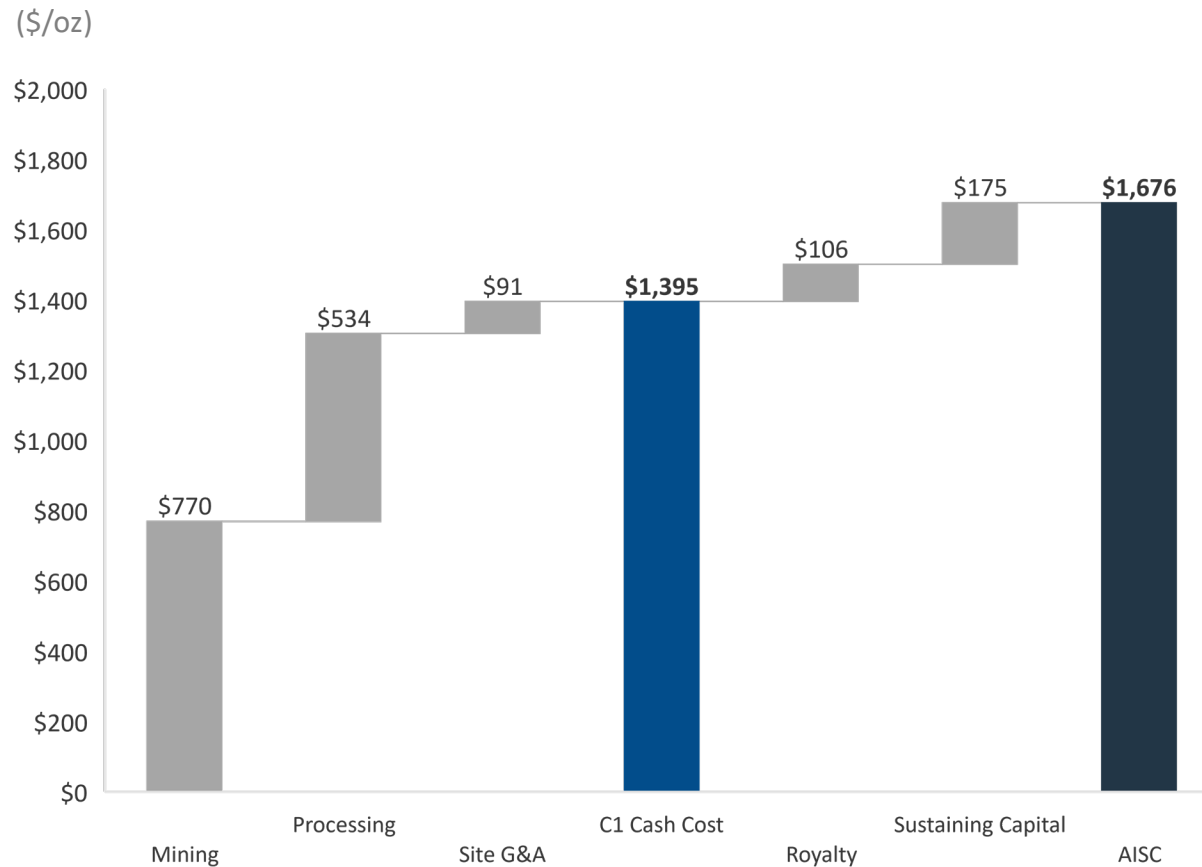
IRR

**42%**

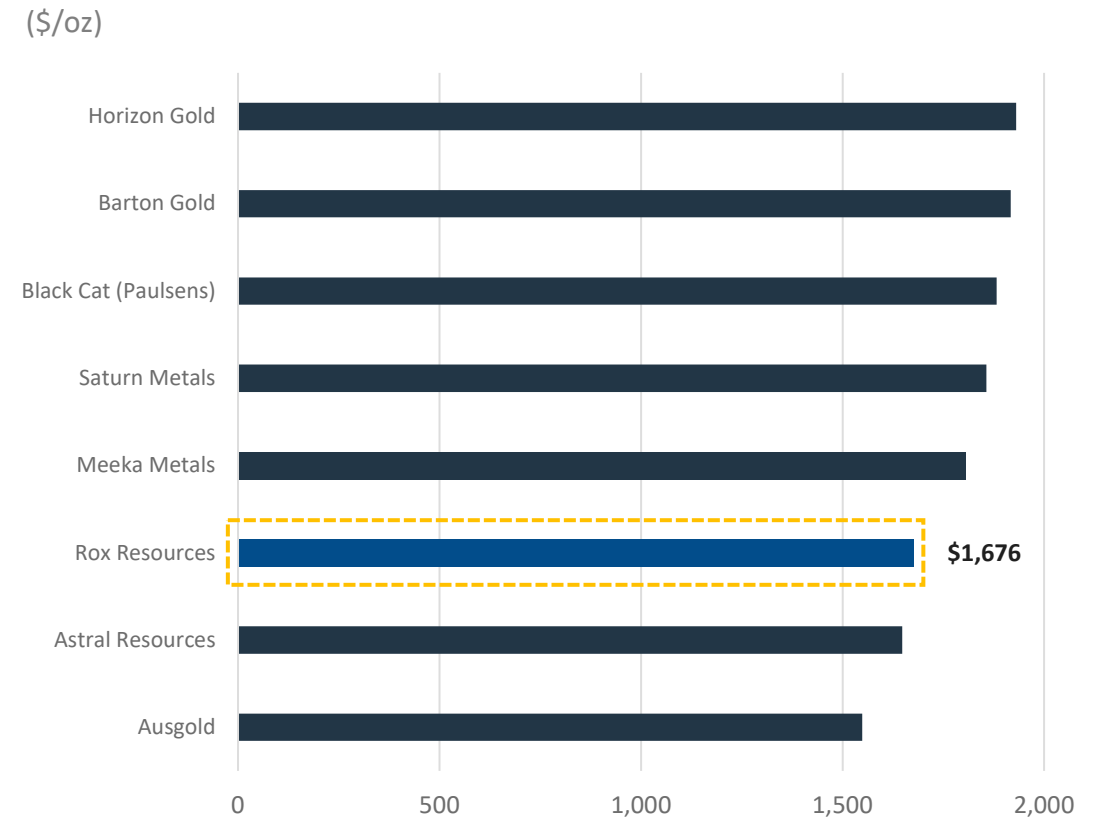
At \$3,100/oz Gold Price

# Low All-In Sustaining Cost

LOM C1 Cash Cost and AISC Breakdown<sup>1</sup>



AISC Peer Comparison<sup>2</sup>



Notes:

1. C1 cash cost and AISC are calculated based on gold produced. C1 cash cost includes mining, processing, administration, and accounting adjustments for stockpile movements, and is calculated based on gold produced post construction and commissioning. All-In Sustaining Cost (AISC) per ounce payable includes C1 cash cost, royalties and sustaining capital calculated based on gold produced post construction and commissioning. It does not include corporate cost, exploration cost and non-sustaining capital.
2. See Appendix 1 for comparable companies.
3. Refer ASX Announcement titled "Youanmi Gold Project – Positive Pre-Feasibility" dated 24 July 2024.

# Capital Requirement

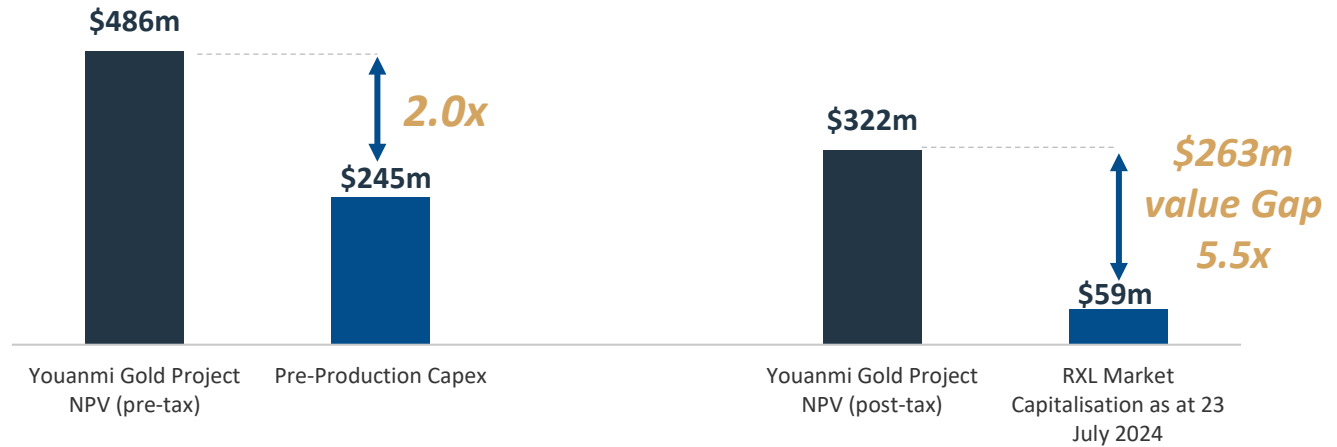
Pre-Production Capital Costs	A\$m
Site Infrastructure	22
Processing Facilities	150
Tailings Storage Facility	4
Underground Development	39
Commissioning costs – net	15
Contingency <sup>1</sup>	15
<b>Total Pre-Production Costs</b>	<b>245</b>
Sustaining Capital – Life Of Mine	
Underground	108
Other	27
<b>Total Sustaining Capital</b>	<b>135</b>

**Notes:**

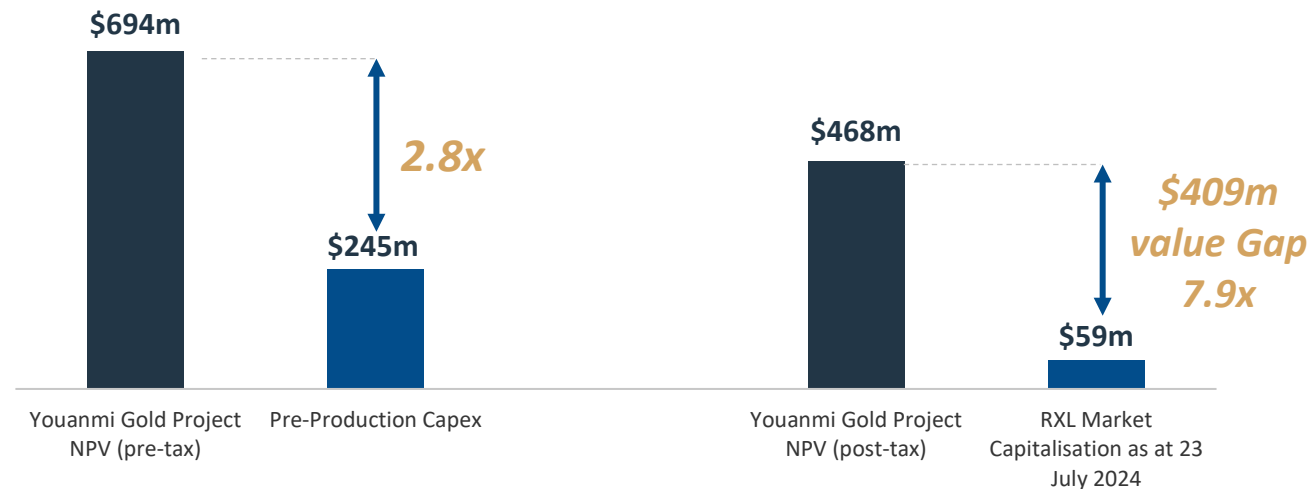
1. Contingency has been applied to Site Infrastructure, Processing Facilities and Water Management. Underground development and commissioning costs are direct price quotations based on physicals.
2. Average for the month of July 2024, up until 22 July 2024.
3. Refer ASX Announcement titled "Youanmi Gold Project – Positive Pre-Feasibility" dated 24 July 2024.

## Attractive Value Proposition

Base Case \$3,100/oz



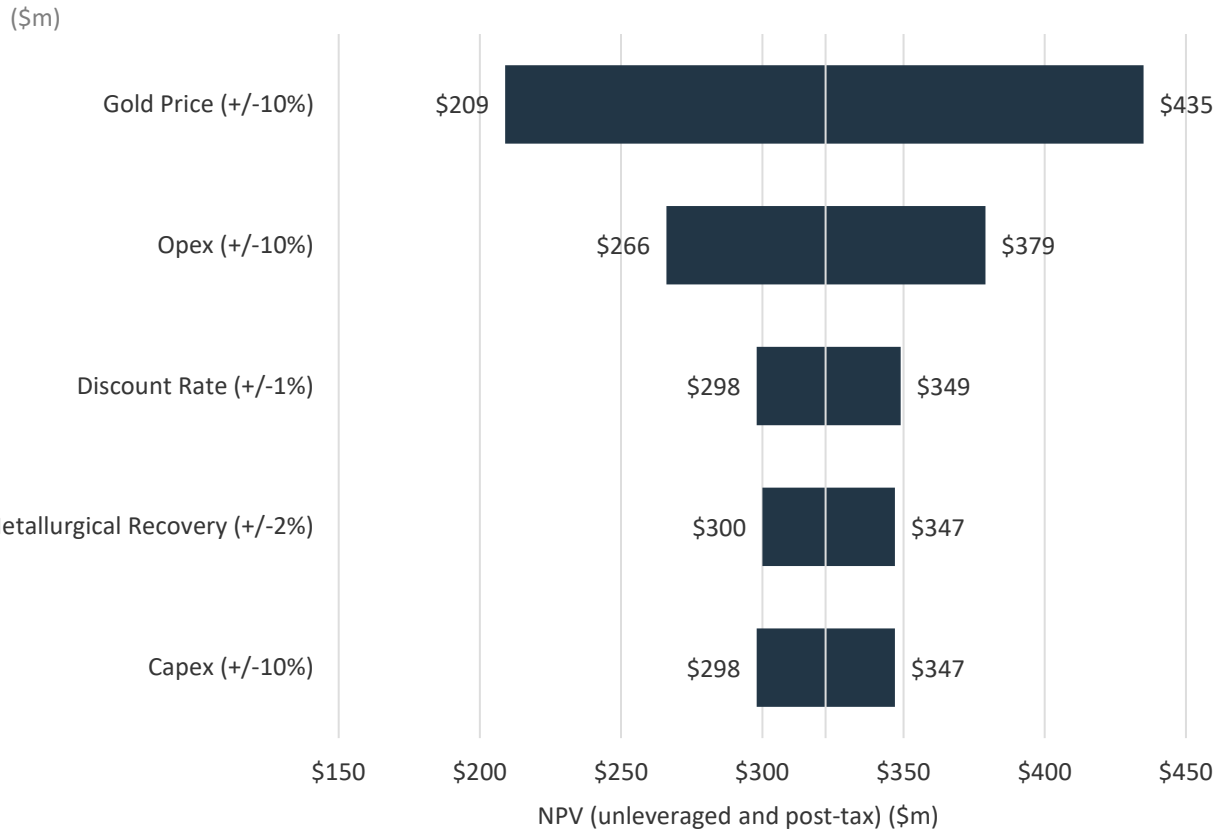
Gold Price \$3,500/oz<sup>2</sup>





# Sensitivity Analysis

## Project NPV (unleveraged and post-tax) Sensitivity Analysis<sup>1</sup>



## Scenario Analysis – Various Gold Price Assumptions

Gold Price (A\$/oz)	Unit		Base Case				
			\$2,900	\$3,100	\$3,300	\$3,500	\$3,700
NPV <sub>g</sub> (pre-tax)	\$m	382	486	590	694	797	
IRR (pre-tax)	%	35	42	48	55	62	
Payback (pre-tax) <sup>2</sup>	Years	3.3	2.9	2.6	2.2	1.8	
LOM Free Cash Flow (pre-tax)	\$m	703	855	1,006	1,158	1,310	
NPV <sub>g</sub> (post-tax)	\$m	249	322	395	468	541	
IRR (post-tax)	%	28	33	39	44	49	
Payback (post-tax) <sup>2</sup>	Years	3.7	3.3	2.9	2.7	2.3	
LOM Free Cash Flow (post-tax)	\$m	491	597	704	810	916	

### Notes:

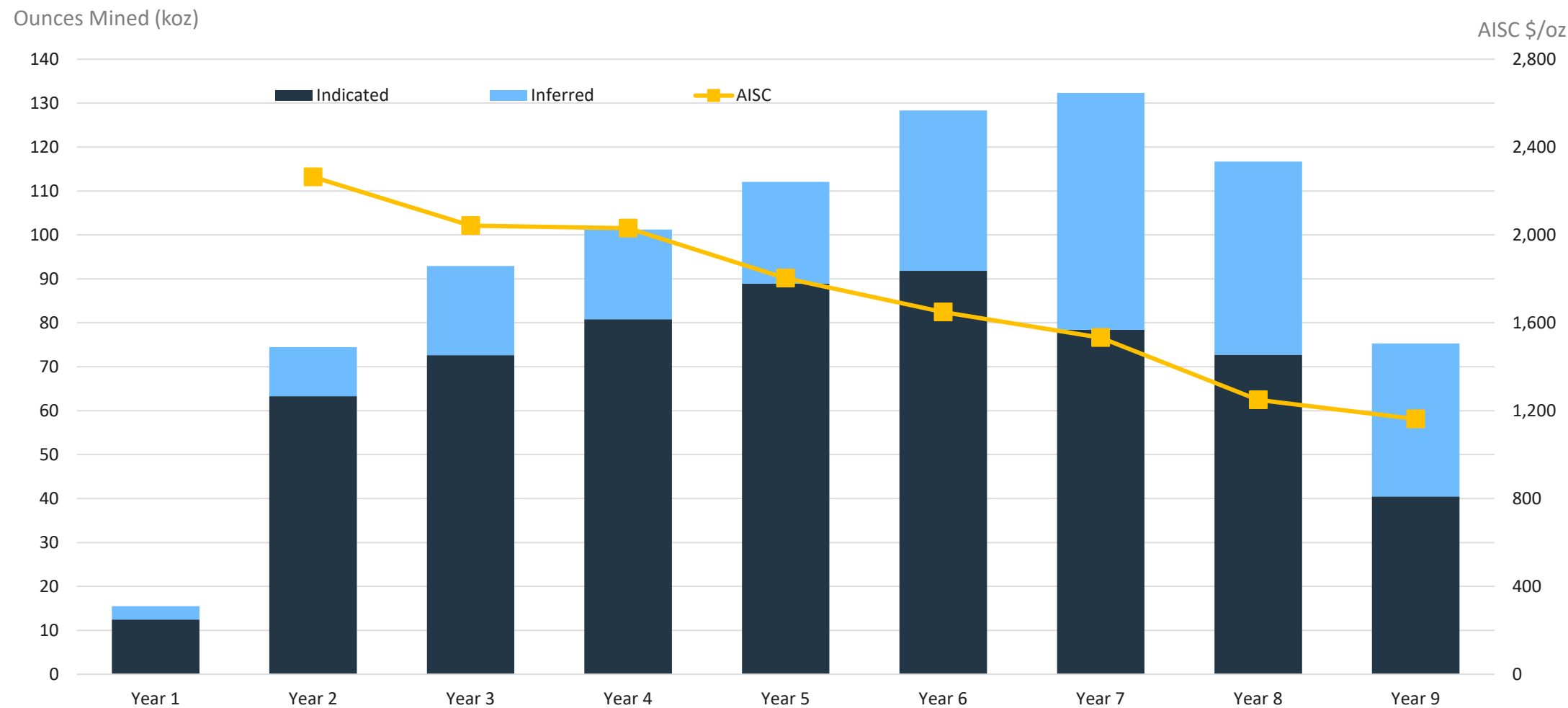
1. Payback period is calculated from completion of construction and commissioning.

2. Refer ASX Announcement titled "Youanmi Gold Project – Positive Pre-Feasibility" dated 24 July 2024.

# Production Target



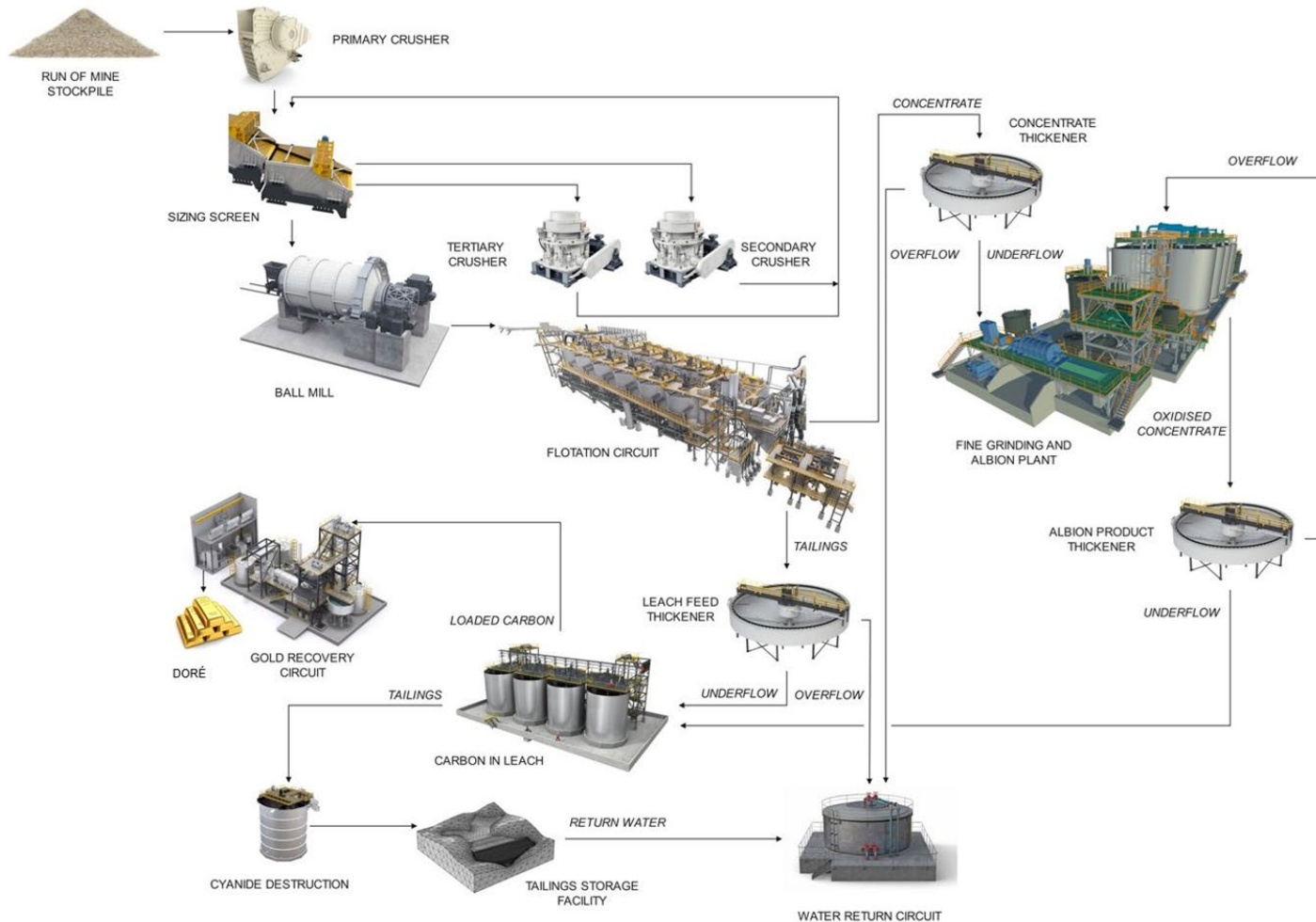
Life of Mine Ounces Mined and AISC



Notes:  
1. Ounces mined includes the pre-production and commissioning period and AISC is calculated post pre-production and commissioning period.  
2. Refer ASX Announcement titled "Youanmi Gold Project – Positive Pre-Feasibility" dated 24 July 2024.

# Processing

*Simple flowsheet to produce gold doré averaging 103koz per annum*



## Albion Process™

The Albion Process™ has significant advantages for sulphide gold projects:

- Lower capital cost relative to other oxidation methods;
- Quick, simple testwork and design process, rapid commissioning;
- Low risk, simple operation with no requirement for specialist operators or metallurgists; and
- Robust and flexible process that tolerates highly variable sulphur grades, throughputs, and impurities.



# Next Steps



## Resource Development

- Infill drilling targeting conversion of Inferred resources to Indicated resources



## Near-mine Exploration

- Drill near-mine exploration targets <sup>1</sup>
- Potential to significantly increase the scale of the Youanmi Gold Project

## Progress Definitive Feasibility Study



- Continue metallurgical testwork programs to test for metallurgical variability, and to further refine the processing flowsheet;
- Commence permitting and seek all necessary approvals;
- Investigate alternative water supply options for site water supply;
- Aboriginal heritage surveys and relevant approvals for the Lake Noondie discharge pipeline;
- Progress discussions for project financing; and
- Delivery of Definitive Feasibility Study (DFS) in 2025

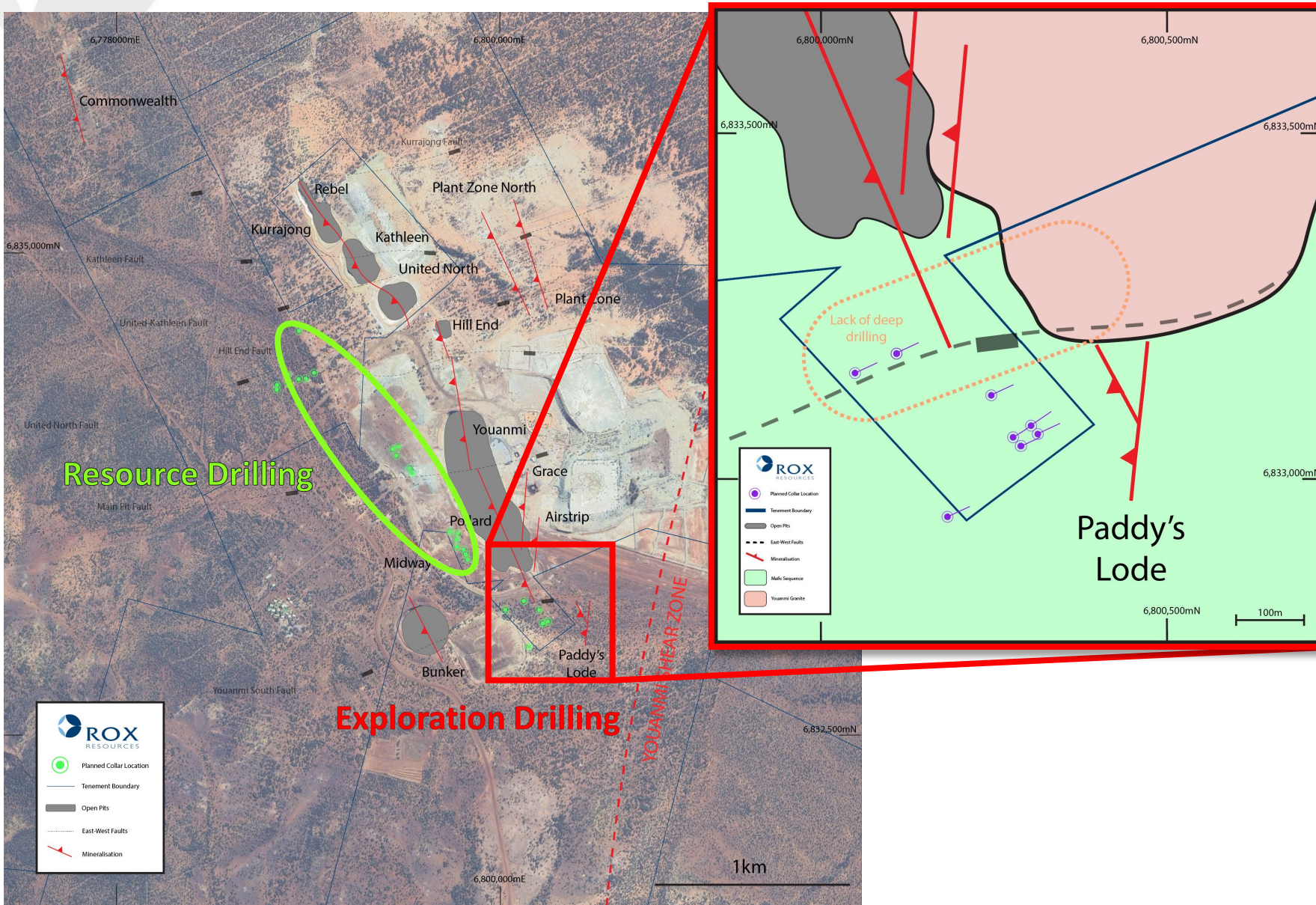
### Note:

1. Exploration Targets are approximately 6.9Mt to 8.4Mt at an approximate grade ranging from 4.7 g/t Au to 7.0 g/t Au for a total of 1.1Moz to 1.8Moz at 2.5 g/t Au cut-off. The potential tonnage, grade and quantity of the Exploration Target is conceptual in nature. There has been insufficient exploration to estimate a Mineral Resource for the target area reported. It is uncertain if future exploration will result in an estimation of a Mineral Resource.





# Up-coming Drill Program

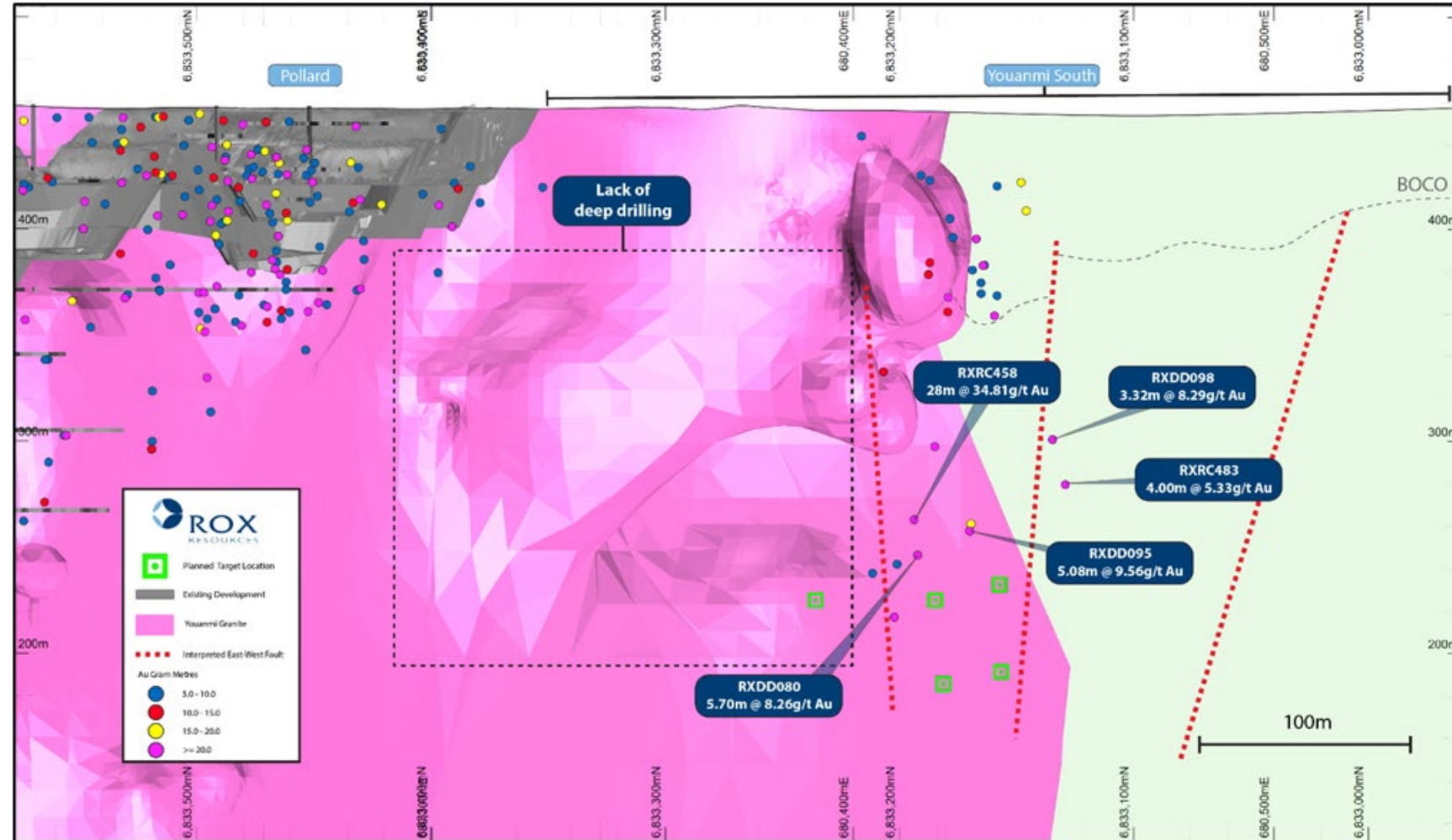


- +10,000m Drill program approved for Resource Definition & Growth and Exploration Drilling
- Resource Definition drilling to target inferred stopes in the current mine plan and has the potential to add additional ounces in undrilled areas of the resource
- Resource Drilling to provide ~1,200 kg of drill core of metallurgical test work.
- Exploration Drilling targeting the exciting Paddy's discovery and potential extensions of the zone north, south and at depth.



# Significant Upside Potential

- Paddy's extensional drilling has the potential to grow the resource and the potential production profile
- **~400m corridor** between Paddy's and Pollard with limited drilling below 100m depth
- **Huge upside potential** to expand upon the **high-grade** extensions of Pollard and Paddy's to create additional future mining areas





# Investment Highlights



## High-Grade Resource

- High-Grade Maiden Ore Reserve declared 546koz @4.4 g/t
- Mineral Resource of 2.3Moz @4.4 g/t demonstrates the high-grade nature of the Youanmi Gold Project



## Resource Growth to increase scale

- Mineral Resource open down dip and along strike
- Exploration targets<sup>1</sup>
- Potential to significantly increase the production target



## Compelling PFS Financials

- NPV<sub>8%</sub> \$486m and IRR 42% (pre-tax), \$322m and IRR 33% (post-tax) at the base case of A\$3,100/oz
- NPV<sub>8%</sub> \$797m and IRR 62% (pre-tax), \$541m and IRR 49% (post-tax) at the current spot gold price<sup>1</sup>



## Re-rate potential

- Strong re-rate potential as the Youanmi Gold Project moves through the development cycle
- Consistent news flow with drilling underway

### Note:

1. Exploration Targets are approximately 6.9Mt to 8.4Mt at an approximate grade ranging from 4.7 g/t Au to 7.0 g/t Au for a total of 1.1Moz to 1.8Moz at 2.5 g/t Au cut-off. The potential tonnage, grade and quantity of the Exploration Target is conceptual in nature. There has been insufficient exploration to estimate a Mineral Resource for the target area reported. It is uncertain if future exploration will result in an estimation of a Mineral Resource.

# Appendix 1 – Comparable Companies



Companies selected are considered comparable to Rox Resources as they are Western Australian gold explorers or developers that have market capitalisation less than A\$250m at 29 August 2024, and their resource data excludes overseas assets

Ticker	Name	Ownership	Development Stage	Measured Resources - 100%			Indicated Resources - 100%			Inferred Resources - 100%			Total Resources - 100%			LOM AISC (A\$/oz)	Source
				Tonnage (Mt)	Grade (g/t Au)	Contained Au (koz)	Tonnage (Mt)	Grade (g/t Au)	Contained Au (koz)	Tonnage (Mt)	Grade (g/t Au)	Contained Au (koz)	Tonnage (Mt)	Grade (g/t Au)	Contained Au (koz)		
AUC	Ausgold Ltd	100%	Scoping/PFS	38.1	1.1	1,352.0	31.8	1.0	1,067.0	18.9	1.0	620.0	88.9	1.1	3,040.0	\$1,549	Resource Rising Stars November 2023 - ASX Announcement on 14/11/2023 Larger 5Mtpa Gold Operation at Katanning Gold Project – ASX Announcement 22/5/2023
BC8	Black Cat Syndicate Ltd	100%	FID	0.2	9.7	57.0	12.4	3.2	1,280.0	14.2	2.5	1,152.0	26.8	2.9	2,488.0	\$1,882	\$9m of Funding to Accelerate Paulsens Restart - ASX Announcement on 27/12/2023 Paulsens to Generate Strong Returns – ASX Announcement 8/5/2024
HRN	Horizon Gold Ltd	100%	Scoping Study	-	-	-	28.2	1.5	1,346.0	16.3	1.5	791.3	44.5	1.5	2,137.3	\$1,931	AGM Presentation - ASX Announcement on 23/11/2023 Gum Creek Scoping Study – ASX Announcement on 20/3/2024
STN	Saturn Metals Ltd	100%	Scoping Study	4.7	0.6	82.0	54.0	0.5	912.0	47.0	0.6	845.0	105.0	0.5	1,839.0	\$1,857	AGM Presentation - ASX Announcement on 29/11/2023 Apollo Hill Preliminary Economic Assessment – ASX Announcement 17/8/2023
AAR	Astral Resources NL	100%	Scoping Study	-	-	-	21.0	1.1	694.0	17.0	1.1	571.0	37.0	1.1	1,265.0	\$1,648	Resource Rising Stars November 2023 - ASX Announcement on 14/11/2023 Mandilla Gold Project Scoping Study – ASX Announcement 21/09/2023
MEK	Meeka Metals Ltd	100%	DFS	0.2	11.4	55.0	6.1	3.0	585.0	6.7	2.8	590.0	12.8	3.0	1,230.0	\$1,804	St Annes Mineral Resource Update - ASX Announcement on 17/04/2024 Murchison Gold Project DFS – ASX Announcement on 31/5/2024
BGD	Barton Gold	100%	Scoping Study	-	-	-	26.9	0.96	833	25.4	0.92	754	52.3	0.94	1,588	\$1,917	Tunkillia Gold Project – Positive Initial Scoping Study – ASX 16/7/2024

# Appendix 2 - Experienced Team

## Geology and Resource Estimation



## Geotechnical



## Hydrology and Hydrogeology



## Mine Dewatering



## Mine Engineering



## Mine Ventilation



## Underground Infrastructure



## Underground Mining Costs



## Metallurgical Consulting



## Metallurgical Testwork



## Process Engineering



## Tailings Storage



## Site Power



## Non-Process Infrastructure



## Heritage



## Environmental Studies



## Financial Modelling







# Thank You



Level 2, 87 Colin Street, West Perth, WA 6005



(08) 9226 0044



[admin@roxresources.com.au](mailto:admin@roxresources.com.au)



[www.roxresources.com.au](http://www.roxresources.com.au)

