



**Results for the year ended 30 June 2021**

# Important Notice and Disclaimer

*This presentation is authorised by the Board of Simonds Group Limited (Company) and is current as at the date of the cover page. It is solely based on, and should be read in connection with, information contained on other periodic and continuous disclosure announcements lodged with the Australian Securities Exchange (ASX) by the Company by which are available at [www.asx.com.au](http://www.asx.com.au).*

*The Company is under no obligation to update the presentation and the information in this presentation remains subject to change by the Company in its absolute discretion and without notice. To the maximum extent permitted by law, the Company and its advisers make no representation and give no assurance, guarantee or warranty, express or implied, as to, and take no responsibility and assume no liability for, the authenticity, validity, accuracy, suitability or completeness of, or any errors in or omissions, from any information, statement or opinion contained in the presentation.*

*This document has been prepared without regard to the specific investment objectives, financial situation or needs of any recipient of this presentation. Each recipient should consult with, and rely solely upon, their own legal, tax, business and/or financial advisors in connection with any decision made in relation to the information contained in this presentation.*

*This presentation contains certain forward-looking statements. Forward-looking statements include those containing words such as “anticipate”, “believe”, “expect”, “project”, “forecast”, “estimate”, “likely”, “intend”, “should”, “could”, “may”, “target”, “plan”, “consider”, “foresee”, “aim”, “will” and other similar expressions. Other forward-looking statements can be identified in the context in which the statements are made. Any forward-looking statements, opinions and estimates provided in this presentation are based on assumptions and contingencies which are subject to change without notice and involve known and unknown risks and uncertainties and other factors which are beyond the control of the Company. To the maximum extent permitted by law, the directors of the Company, the Company and any of its related bodies corporate and affiliates, and their officers, partners, employees, agents, associates and advisers disclaim any obligations or undertaking to release any updates or revisions to the information in this presentation to reflect any change in expectations or assumptions, do not make any representation or warranty, express or implied, as to the accuracy, reliability or completeness of such information, or likelihood of fulfillment of any forward-looking statement or any event or results expressed or implied in any forward-looking statement, and disclaim all responsibility and liability for these forward-looking statements (including, without limitation, liability for negligence).*

*Nothing contained in this presentation constitutes investment, legal, tax or other advice.*

*None of the information contained in this presentation constitutes an offer of, or a proposal or an invitation to make an offer of, any security.*

## FY21: Building Momentum



The Group's investment in new channels in previous years has seen starts emerge in the current year



Federal and state government stimulus contributed to record sales in FY21, delivering higher site starts in FY21 and starts planned in FY22



Balanced focus on investment in traditional retail and developing new sales channels



Revenue and earnings continued to be affected by COVID-19



FY21 earnings affected by worksite restrictions, supply delays and some trade shortages reducing productivity



The business has responded and adapted to the challenges COVID-19 has presented, with over 800 staff moving to working from home continuing to deliver high customer service

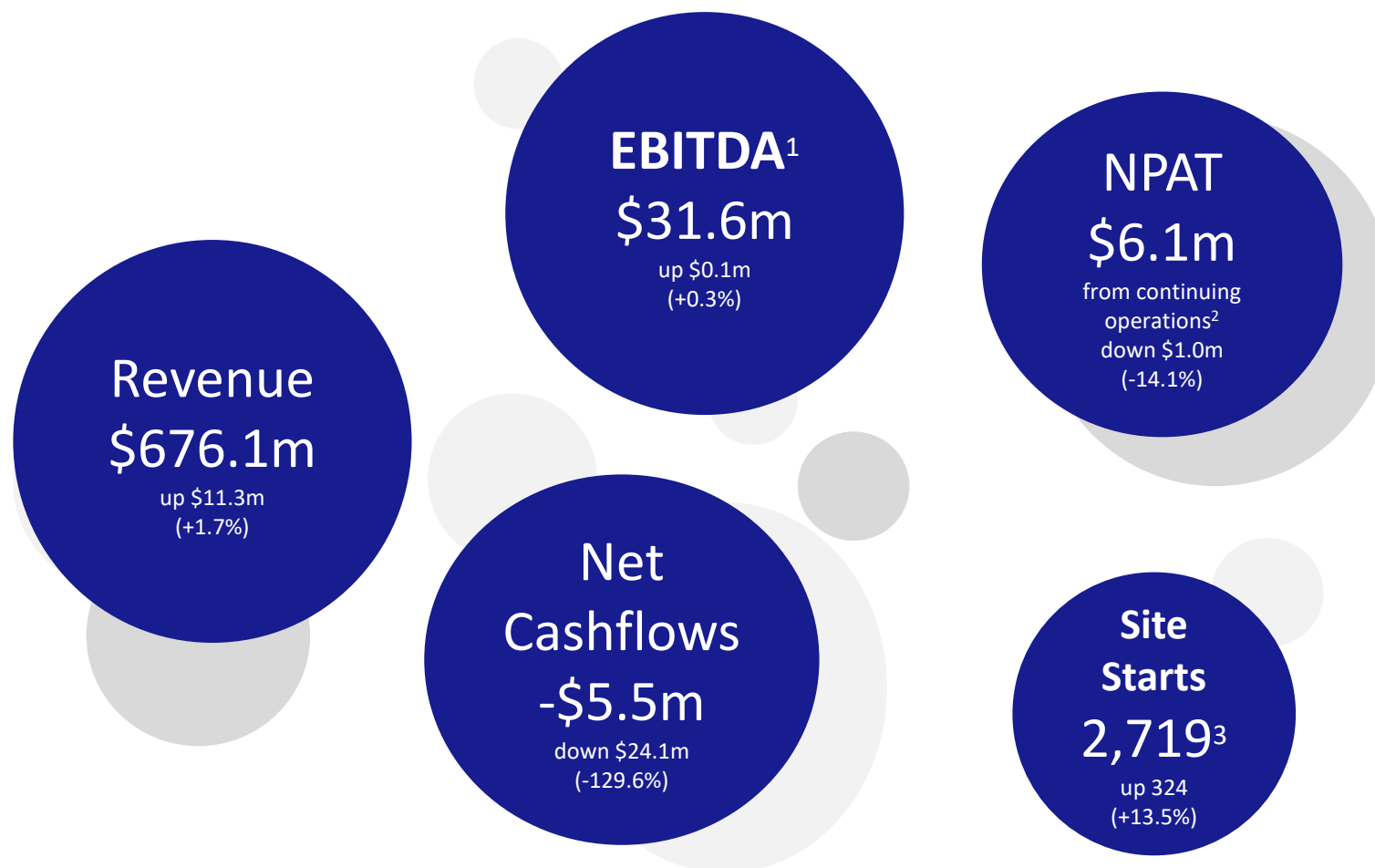


Workplace health and safety for our office-based, display home and onsite teams has remained of paramount importance



COVID-19 accelerated the digital transformation of our business, with our investment in technology and internal sales channels enabling us to engage customers earlier and support them throughout the customer journey from initial enquiry through to settlement on their new home

# FY21 Full Year Financial Results



**VISIBLE SAFETY LEADERSHIP** focus and maintaining robust safety management systems

**REVENUE** 1.7% due to higher site starts, some changes in product mix and growth in BAA

**EBITDA** marginal increase with higher site starts and stronger BAA results offset by productivity impacts from COVID-19 and investment in growth

**CASHFLOWS** were affected by COVID-19, impacting the timing of receipts and payments, as well the timing of tax payments

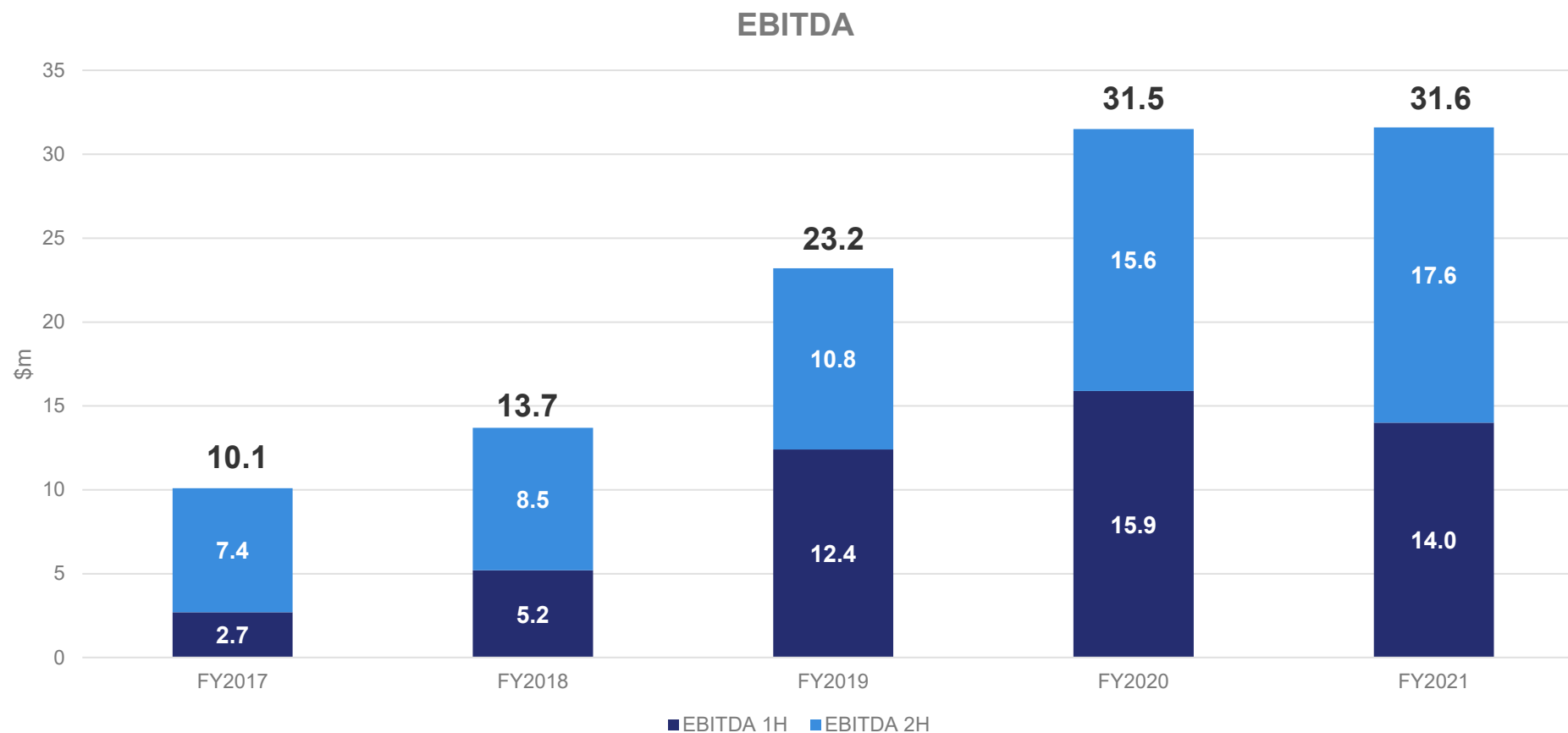
**DIVIDENDS** not paid in relation to FY21. Future dividends will be subject to the directors' assessment of the Company's financial position at the appropriate time. Position to be assessed again after the end of 1HFY22 having regard to industry conditions at that time

1. "EBITDA" is net profit before tax from continuing operations before financing items, depreciation and amortisation (D&A).

2. NPAT from continuing operations excludes the results of discontinued operations, which relate to Madisson Projects, which became a discontinued operation in FY17.

3. Excludes any display or speculative home starts.

# Growth in Group Earnings Update



1. EBITDA represents earnings before interest, tax, depreciation and amortisation (D&A) from continuing operations and excluding Madison Projects, which became a discontinued operation in FY17. and in accordance with the requirement of AASB 16, the costs associated with leases of displays, commercial offices and fleet that were previously presented within EBITDA have been excluded from EBITDA show in FY20 and FY21 as the cost are now reflected within depreciation and amortisation (D&A) and Interest expense. This change was effective from 1 July 2019.



# Simonds Homes Results for the Full Year

## Key Metrics

Revenue  
**\$661.6m**

up \$9.0m (+1.4%)  
from \$652.6m

EBITDA  
**\$27.9m**

down \$0.9m (-3.1%)  
from \$28.8m

Site Starts<sup>1</sup>  
**2,719**

Up 324 (+13.5%)  
from 2,395

Displays  
**122**

up 7 from 115

**SITE STARTS** increased by government stimulus and investment in new channels, which helped offset COVID-19 impacts

**REVENUE** benefited from higher site starts from existing and new sales channels

**EBITDA** benefited from the higher starts offset by supply delays and some trade shortages impacting productivity and investment in growing existing and new channels

**FUTURE GROWTH** plans are underpinned by diversified product range and development of new products

**FY21 INVESTMENT** in existing and new channels to market expected to enable continued and sustainable growth

1. Excludes any display or speculative home starts.

Note: All comparisons are to the prior corresponding period (pcp) unless otherwise stated.

# Education Results for the Full Year

## Key Metrics

**Revenue**  
**\$14.5m**

up \$2.6m (+21.8%)  
from \$11.9m

**EBITDA**  
**\$3.7m**

up \$1.3m (+54.2%)  
from \$2.4m

**Course  
Enrolments**  
**2,836**

up 357 (+14.4%)  
from 2,479

**Graduates**  
**778**

up 44 (+6.0%)  
from 734

**BAA RECOGNISED** as Victoria's best small training provider at the 2020 Victorian Training Awards and Australia's best small training provider at the 2020 Australian Training Awards

**BAA VIRTUAL CLASSROOM DELIVERY MODEL** enabled online, live and interactive delivery of classes, and the ability to scale to support students starting and continuing their studies despite COVID-19 restrictions

**GROWTH** in the number of students studying via an Apprenticeship or Traineeship model continued through FY21

**ACTIVE STUDENT NUMBERS INCREASED** by 20.7% on those applicable at the end of FY20

**FUTURE GROWTH AND DIVERSIFICATION** from the broader range of qualifications BAA can deliver including Project Management, Sales & Marketing, Leadership & Management, Painting & Decorating, and Bricklaying

# Balance Sheet

	30-Jun-21	30-Jun-20
	\$m	\$m
Cash / Equivalents	22.8	28.3
Receivables	33.4	29.3
Tax receivable	2.3	-
Accrued revenue	50.7	34.4
Inventories	27.3	34.2
PP&E	5.8	6.2
Intangible assets	8.3	8.8
Other	1.1	1.8
Right-of-use assets	21.9	22.7
Deferred tax assets	-	0.6
<b>Total Assets</b>	<b>173.6</b>	<b>166.3</b>
<b>Liabilities</b>		
Trade / other payables	78.5	80.6
Deferred revenue	0.4	1.6
Customer deposits	21.2	12.0
Lease liabilities	22.1	22.6
Borrowings	0.3	0.3
Provisions	27.5	25.2
Taxes	1.4	6.7
<b>Total Liabilities</b>	<b>151.4</b>	<b>149.0</b>
<b>Net Assets</b>	<b>22.2</b>	<b>17.3</b>

**EARNINGS** and the continued focus on working capital management and minimal debt levels, has ensured the Group has a relatively strong net cash position

**ACCRUED REVENUE** increased due to the impact of COVID-19, delaying completions and billing of stages

**INVENTORIES**, comprising land and display homes under construction/available for sale, decreased by \$6.9m largely reflecting timing on the sale of displays

**INTANGIBLE ASSETS** comprise investment in software & systems, capitalised product development and training course materials, and goodwill on acquisition

**NET ASSETS** increased by \$4.9m as a result of positive operating results as well as working capital and debt management

**NET CASH** and undrawn CBA facilities of \$52.9m at 30 June 2021 contribute to headroom for the business



# Cash Flows for the Full Year

	30-Jun-21	30-Jun-20
	\$m	\$m
<b><i>Cash flows from operating activities</i></b>		
Receipts from customers	731.3	726.6
Payments to suppliers / employees	(706.2)	(674.2)
Interest paid	(1.6)	(1.5)
Income taxes paid	(9.8)	(1.9)
<b>Net cash generated from operating activities</b>	<b>13.7</b>	<b>49.0</b>
<b>Net cash used in investing activities</b>	<b>(6.2)</b>	<b>(8.6)</b>
<b>Net cash (used in)/from financing activities</b>	<b>(13.0)</b>	<b>(21.8)</b>
<b>Net increase / (decrease) in cash</b>	<b>(5.5)</b>	<b>18.6</b>
Cash / Equivalents at beginning of the period	28.3	9.7
<b>Cash / Equivalents at end of the period</b>	<b>22.8</b>	<b>28.3</b>

**CASH FROM OPERATING ACTIVITIES** were impacted by productivity delays on site, and timing of tax payments

**PAYMENT TO SUPPLIERS AND EMPLOYEES** impacted by increased site starts as well as investment in future growth

**NET CASH USED IN INVESTING ACTIVITIES** reduced as the Group minimised capital expenditure to retain cash and completed core systems upgrades in FY20

**NET CASH USED IN FINANCING ACTIVITIES** reduced in comparison with FY20, when cash was used to repay \$5.0m to the Simonds Display Fund Facility


# Key Levers for Delivering Shareholder Value



INNOVATION



ALTERNATIVE SALES  
CHANNELS



DIGITAL



WELLNESS



ORGANIC GROWTH



HIGH PERFORMING  
CULTURE

# Current Trading Conditions and Outlook



Continued investment into traditional and new sales channels is anticipated to sustain and support growth



Uncertainties with the ongoing COVID-19 pandemic make forward-looking statement problematic



Heightened demand created by the HomeBuilder stimulus has created pressure on trades that may prolong build periods and impact trade rates



Industry groups and analysts<sup>1</sup> have mixed forecasts in FY22, but forecast growth in FY23 and FY24



Despite the strong operational cash flow and strengthening balance sheet, no dividend will be paid due to the ongoing uncertainty created by COVID-19. Future dividends will be subject to the directors assessment of financial position. Directors intend to assess this position again after the end of 1H FY22 having regard to industry conditions at that time.



## FY22 COVID-19 IMPACTS MAY INCLUDE:

- Further lockdowns, which create uncertainty in the market and restrict customer access to display centres, galleries and worksites
- Worksite restrictions that impact productivity
- Supply chain delays and trade shortages within the industry in general

<sup>1</sup>Referring to recent public commentary from HIA, CBA and MBA

For more information contact us at:

Telephone:  
+61 3 9682 0700

Mailing address:  
Locked Bag 4002  
South Melbourne VIC 3205

Physical address:  
Level 1, 570 St Kilda Road  
Melbourne VIC 3004

[www.simondsgroup.com.au](http://www.simondsgroup.com.au)

Authorised for lodgement by Simonds Group Limited Board of Directors.

# Thank you