

Quarterly Activities Report for the period ending 31 March 2025

Highlights

- Preparation to drill Grunter North prospect at the Paperbark project in early June
 - Subsequent to quarter end, Rubix was **awarded the maximum grant of \$275,000 to test the chargeability anomaly** at Grunter North
- Company presence at the Waanyi Native Title Aboriginal Corporation RNTBC Stakeholder Day affirmed promising future ahead for exploration on Waanyi country
- Review and assessment of new exploration opportunities

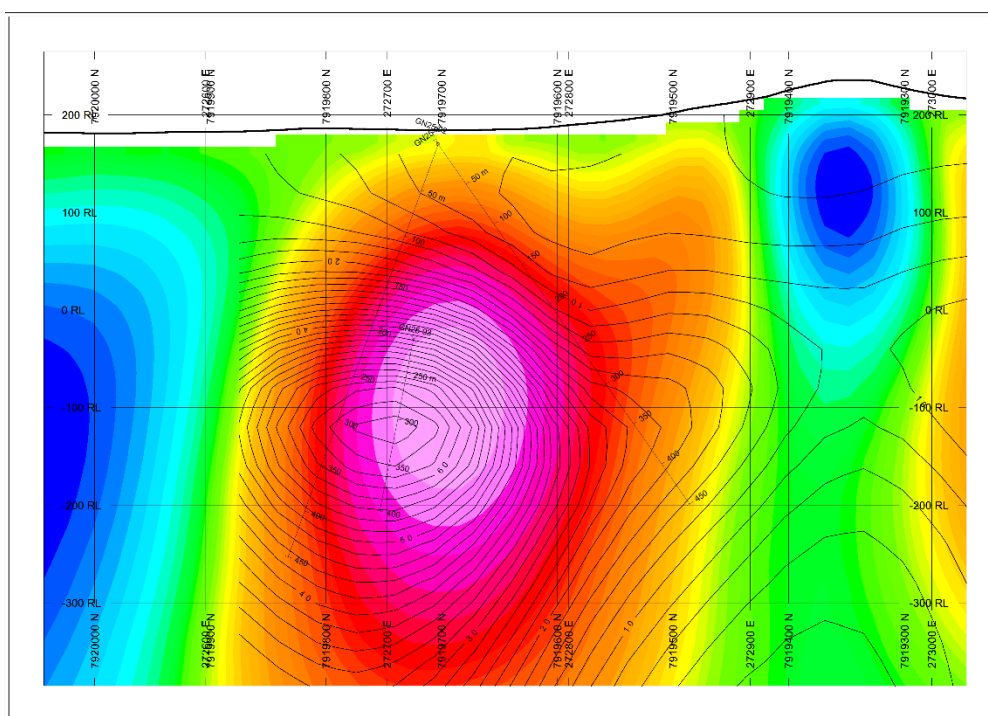


Figure 1- Section showing two of three proposed drillholes at Grunter North. The coloured backgrounds shows the 3D density model, data collected by Rubix in 2023, and the modelled chargeability contours. Drillhole GN25-01 (planned name) will test the approximately coincident chargeability and density features in the 3D model, while hole GN25-02 has been designed to test the along-line chargeability anomaly. GN23-03 can be seen projected onto this section between the previous two holes

PAPERBARK (Pb-Zn, Cu – 100%)

Drill planning is well underway at the Paperbark project, with plans to commence following the end of the wet season in early June. The three proposed drillholes at the project will target the 1) along-line chargeability anomaly indicated by the IP survey, its 2) off-line position, as indicated in the 3D chargeability model, and 3) the potential scale of the anomaly, which

extends for some 600m along-strike in a north-east elongate direction. The proposal for this drill program was submitted in October 2024 to relevant stakeholders.

Shortly after the end of the quarter, the Company received news that it had been awarded the maximum CEI grant funding available for drill testing the Grunter North chargeability anomaly. A total of \$275,0000 has been awarded to the company, who plans to drill three holes at Grunter North and discover the source of the anomaly, believed to possibly represent (copper) sulphide mineralisation. The Company is encouraged by support shown by the Queensland department's competitive CEI initiative, which allocates funds for prospective critical minerals exploration targets via a competitive application process.

Rubix's drilling program will select appropriate samples for geochemical assay, with a further two additional samples to be collected from appropriate lithologies to characterise the affinity and age of volcanic and/or intrusive sequences at Paperbark. Geochemical information, in addition to providing relevant mineralisation data, will be used to characterise the host sequences and attempt to identify any alteration signatures which might be applied to exploration. Geochronological data will be used to contextualise any mineralisation encountered, within the broader framework of mineralisation known in the Mount Isa inlier. This information is relevant for understanding and expanding on the mineral potential in this part of the Northwest Mineral Province and Lawn Hill Platform / Western Successions.

The data collected will ideally build on and be integrated into the GSQ's reference collection database, which aims to build a comprehensive, systematic, physical and virtual reference collection of samples and associated geological data characterising the signatures and footprints of major mineral systems and their key deposit types¹. That project, undertaken by the Geological Survey of Queensland (GSQ) and the New Economy Minerals Initiative (NEMI), was a five-year program commenced in 2019, and the reference data obtained from the Paperbark Project could represent a natural and complementary addition to this database.

In early April, after the end of the quarter, Rubix representatives attended the Waanyi Native Title Aboriginal Corporation RNTBC inaugural stakeholder day in Brisbane. Representatives from the Waanyi PBC including the recently appointed Chairman and CEO, and other board members, were in attendance for the event which was similarly well-attended by companies working on Waanyi country in 2025. The stakeholder day was a good opportunity to interact with both native title holders and company representatives in the region to discuss and learn from the lessons of 2024 and share aspirations for exploration in 2025.

REDBEDS (Cu-Co - 100%)

The Redbeds Project is located to the southeast of the Paperbark Project, at the southeast end of the Termite Range Fault. The Redbeds Projects is strategically positioned in a key area of focus for companies exploring for sediment-hosted copper and IOCG-style mineralisation in the northern Mount Isa Inlier. Major northwest- and northeast-trending regional faults are

¹ E. Belousova, V. Lisitsin, C. Dhnaram, P. Blake, J. Tang, S. Gopalakrishnan, D. Killen, F.E. von Gnielinski, M. Valetich **2022**. Hyperspectral imaging and whole-rock multi-element geochemistry for Pb-Zn-Ag and Cu deposits of NW Queensland – Data package. GSQ Technical Notes 2022/04.

thought to have a significant control on focussing hydrothermal fluids into favourable structural sites and into contact with chemically reactive carbonate lithologies.

In the recent quarter, work on the Redbeds projects comprised planning fieldwork, including rock chip sampling and mapping, for the end of the wet season. There are several areas of interest in the project area, identified in previous quarters by their geophysical and geochemical signatures, as well as structural features. The Redbeds area is relatively poorly explored, with challenging access previously restricting exploration.

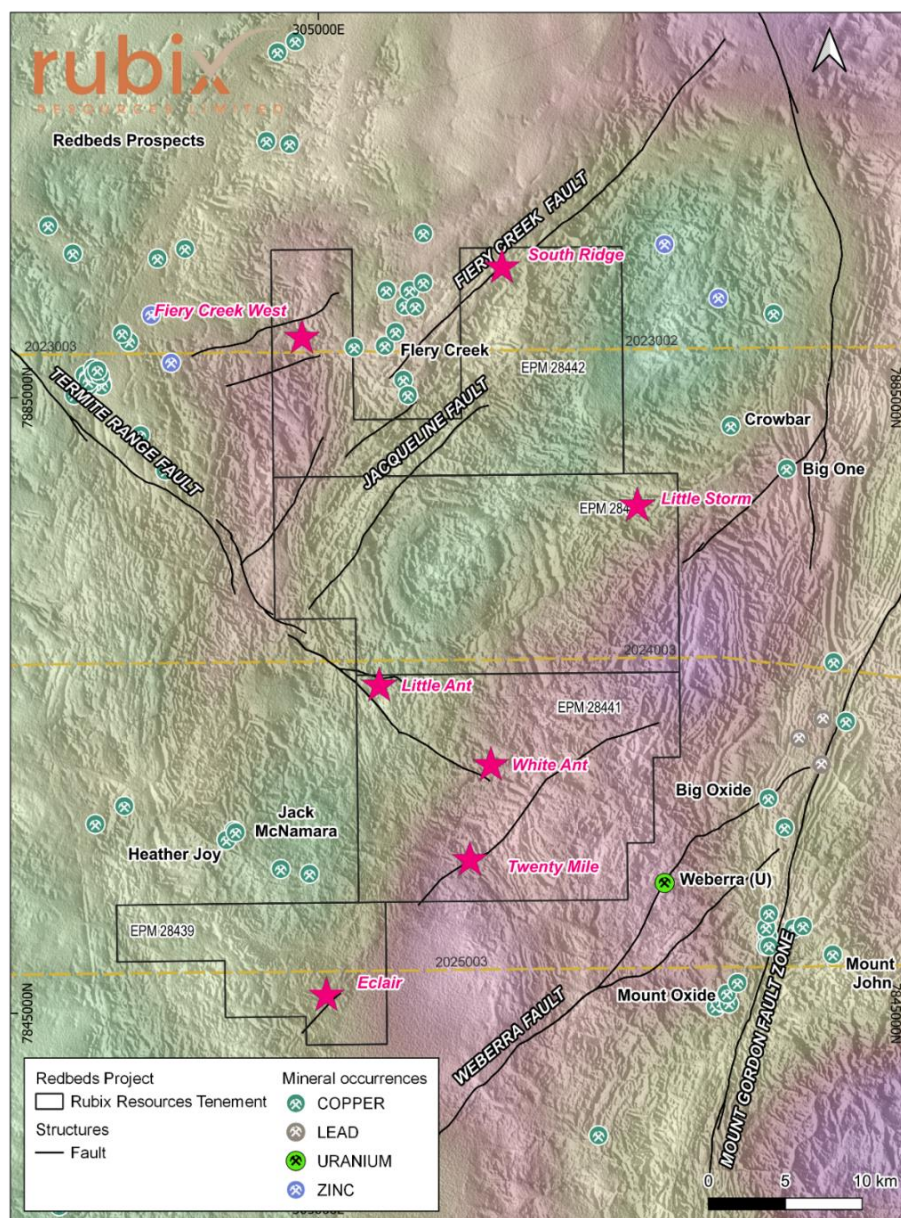


Figure 2 – Location of priority areas for exploration activities within the Redbeds project area (stars) with regional Cu, Zn, Pb and U occurrences. Major structural elements shown on a composite basemap featuring SRTM (greyscale) and regional Bouguer gravity (colour). The Fieri Creek Dome is the prominent circular feature in the centre of EPM28440.

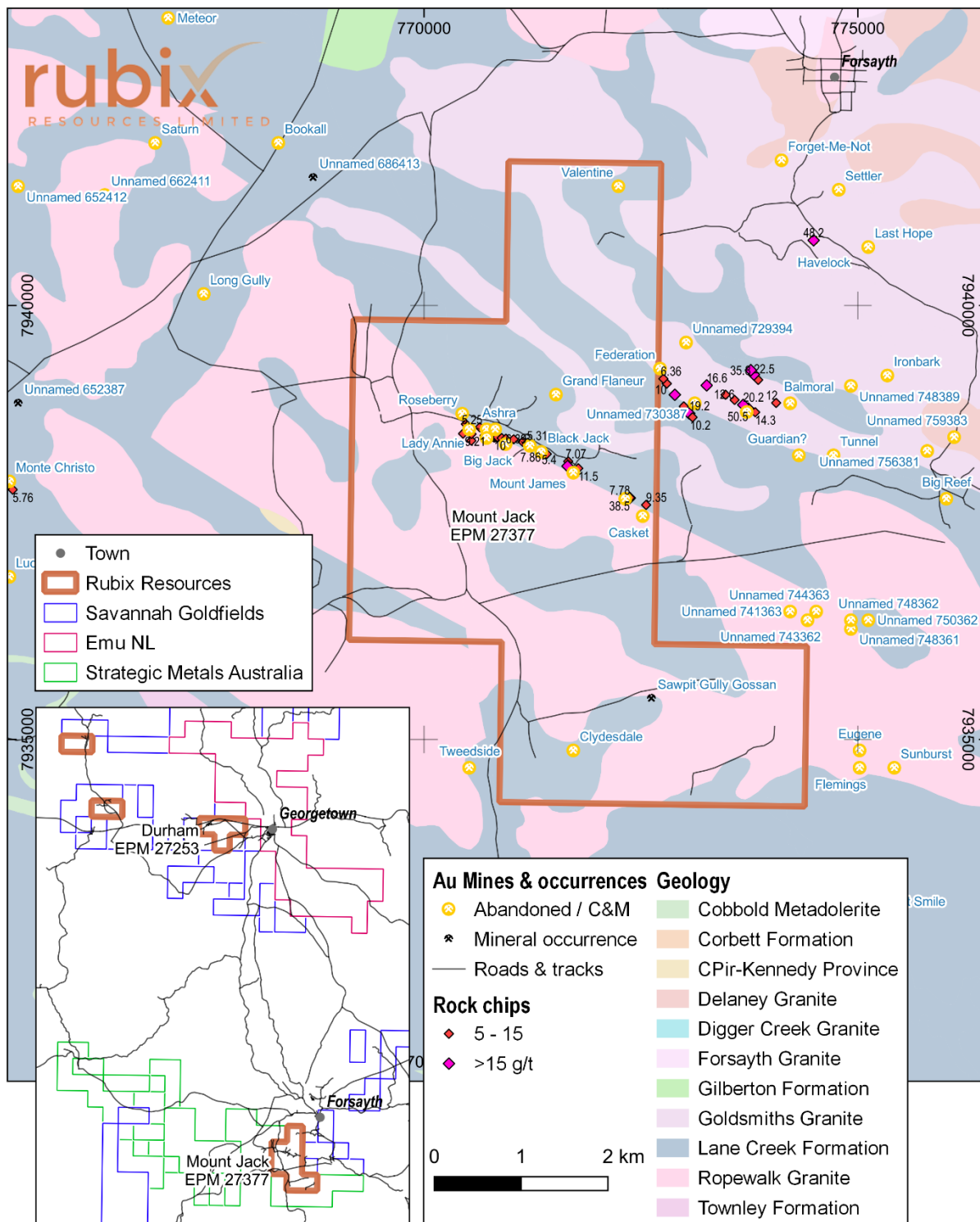


Figure 3 – The Mount Jack EPM27377, showing the distribution of gold mineral occurrences and abandoned workings. Inset figure shows location of Mount Jack within Rubix' Etheridge Project.

ETHERIDGE (Au – 100%)

Work on the Etheridge project in the recent quarter was limited to preparatory work relating to planned exploration work at Mount Jack. Work will entail rock chip sampling and reconnaissance mapping.

The Etheridge Project comprises four separate EPMs, of which Mount Jack is the largest, located in the Forsyth sub-province of the Georgetown region of northern Queensland. The EPMs collectively encompass several historic gold workings, with rock chip samples suggesting that the project may be prospective for intrusive-related gold mineralisation.

The Mount Jack project encompasses Proterozoic metasediments of the Lane Creek Formation, which has been intruded by Mesoproterozoic granitoids. Workings on the Mount Jack EPM are focussed principally on locally brecciated and anastomosing quartz veins which are concentrated at the boundary between gneisses of the Lane Creek Formation and the Ropewalk Granite. There are several parallel mineralised structures, with their extensions of all mineralised lines onto the EPM having as-yet untested mineral potential. Rock chip samples from workings on and immediately adjacent to the EPM locally exceed 15g/t Au, within a mineralised zone greater than 2km in strike extent, approximately 1.4km beyond the boundaries of excised ML6781 (held by Australia Gold Mining Pty Ltd) (**Figure 3, 4**).

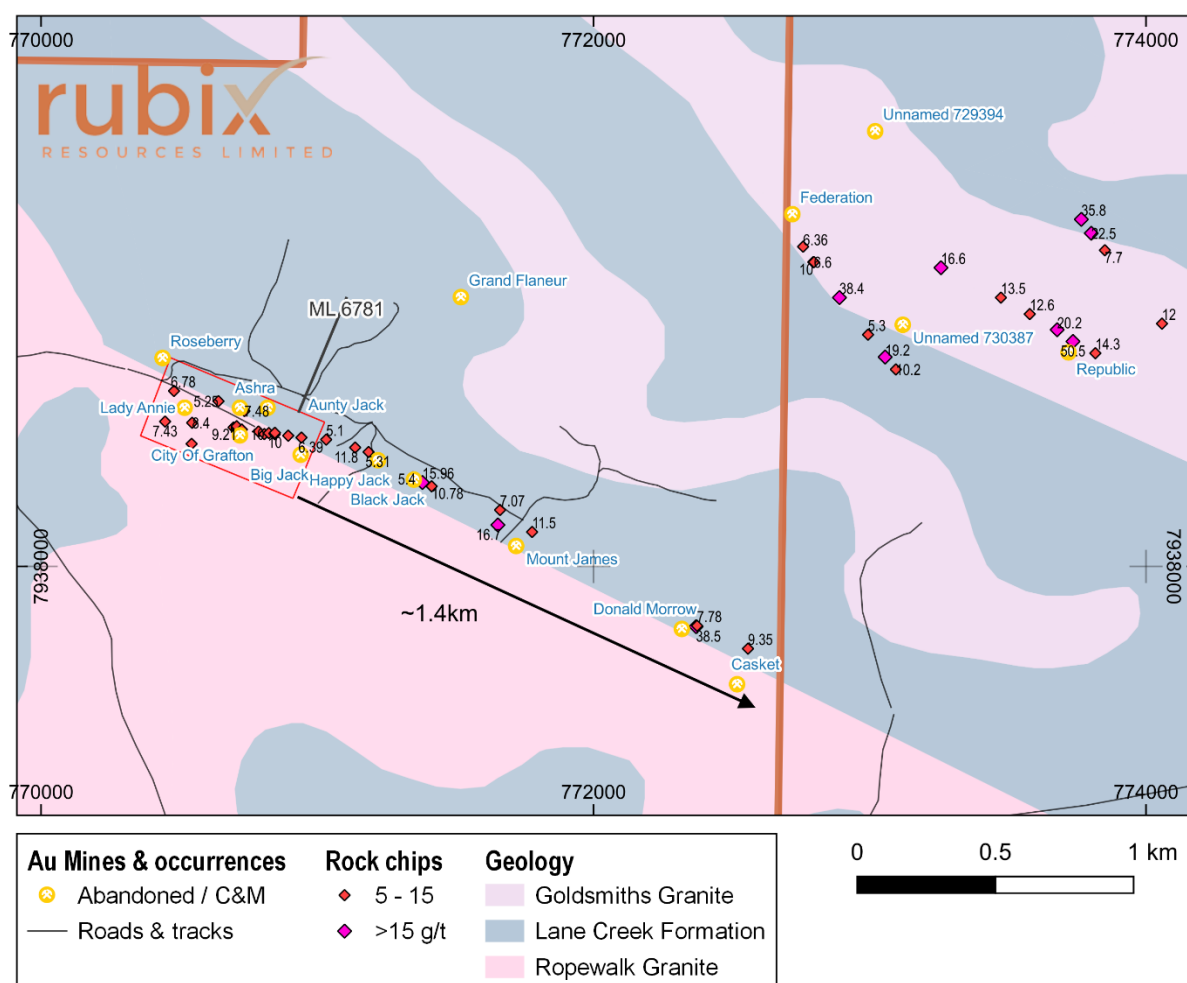


Figure 4 – South eastern strike extent of mineralisation at Mount Jack. Excised ML6781 shown.

LAKE JOHNSTON (Ni-Cu, PGE, Li – 100%)

The Lake Johnston Project is located in south-central Western Australia, targeting an inflection in the Jimberlana Dyke where it intersects the gold and lithium-mineralised Lake Johnston Greenstone Belt. The project is prospective for greenstone-hosted gold mineralisation, magmatic Ni-Cu-PGE sulphides within the layered dyke, and lithium pegmatite mineralisation.

An approved POW and Cultural Heritage Survey remain in place for the exploratory drilling of up to 30 holes to test for the Ni- Cu-PGE potential of the Jimberlana Dyke, and the lithium potential of the Lake Johnston Greenstone Belt. Work in the recent quarter reviewed the gold potential of the accessible portions of the greenstone belt.

CEILING PROJECT, QUEBEC (Li – 100%)

During the quarter the Company completed only desktop work for the Ceiling Project located in Quebec, Canada. The project was acquired in 2023, with the maiden exploration program in October 2023 revealing the presence of felsic pegmatites that are LCT-type and potentially fertile for Li mineralisation. The project additionally has some potential to host gold mineralisation within the greenstone volcanic and metasedimentary sequences.

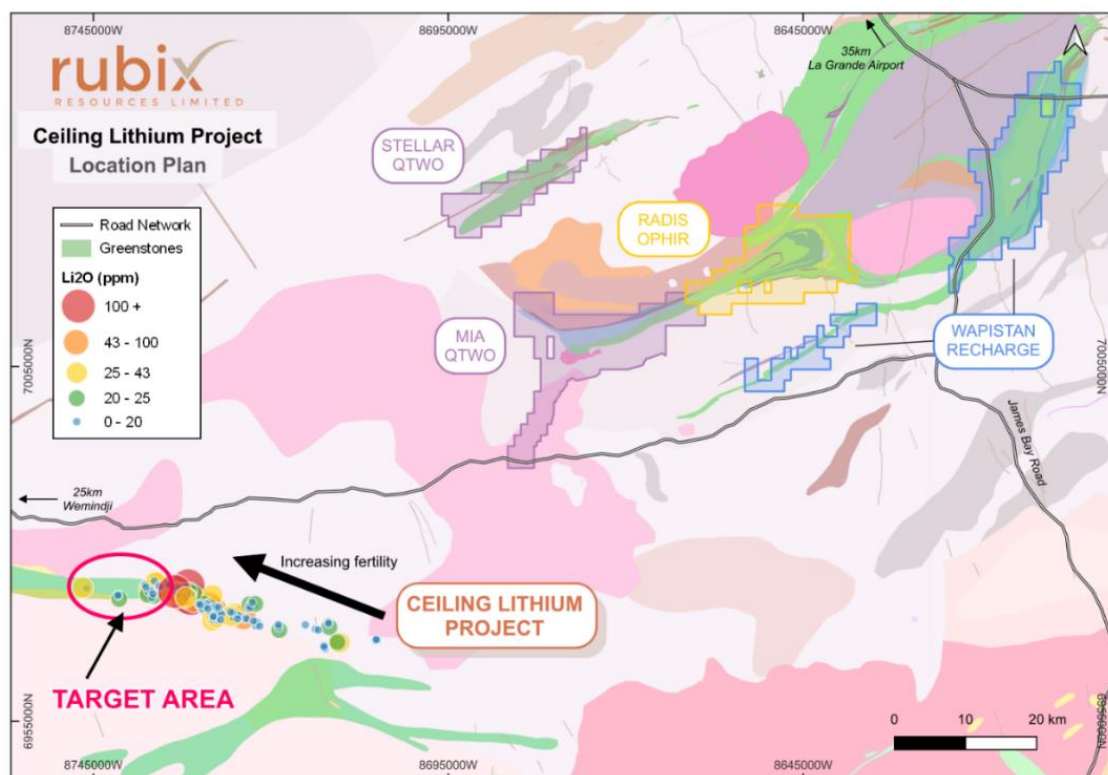


Figure 5 – Top: Target area in the west of the Ceiling Project is surrounded by samples showing indications of lithium pegmatite fertility. Bottom: Location of the Ceiling Project in northwest James Bay, on regional geology.

CORPORATE

There were no tenements acquired or disposed during the March Quarter. Current cash as of 31 March 2025 was \$1.46M.

Related Party Payments

Pursuant to item 6 in the Company's Appendix 5B – Quarterly Cashflow Report for the Quarter ended 31 March 2025, the Company made payments of \$61k to related parties in accordance with their director service agreements.

Exploration

ASX Listing Rule 5.3.1: Exploration and Evaluation Expenditure during the Quarter was \$64k.

ASX Listing Rule 5.3.2: There were no mining production and development activities during the Quarter.

In line with obligations under ASX Listing Rule 5.3.3, Rubix provides the following information in Appendix 1 with respect to its Mining Tenement holdings as at 31 March 2025.

NEW OPPORTUNITIES

Complementary to its current portfolio, the Company continues to be engaged in the review and assessment of new exploration opportunities that is aligned with its goals to unlock discoveries and deliver shareholder value.

-END-

Authorised for released by the board of Rubix Resources Limited.

For Further Information

Casey Blundell
CEO
casey@rubixresources.com.au

Matthew Wright
Investor/Media relations
matt@nwrcommunications.com.au
+61 451 896 420

About Rubix Resources

Rubix Resources Limited (ASX: RB6) has a diversified base metal and gold asset portfolio providing opportunities for new discoveries in proven districts. The newly acquired Ceiling Lithium Project in James Bay, Quebec, is a natural complement to the company's assets across four projects located in world-class jurisdictions in Northern Queensland and Western Australia.

Compliance Statement

With reference to previously reported Exploration Results, the Company confirms that it is not aware of any new information or data that materially affects the information included in the original market announcement and/or IPO prospectus dated 5 November 2021. The Company confirms that the form and context in which the Competent Person's findings are presented have not been materially modified from the original market announcement and/or IPO prospectus dated 5 November 2021.

Forward Looking Statements

Forward-looking statements are statements that are not historical facts. Words such as "expect(s)", "feel(s)", "believe(s)", "will", "may", "anticipate(s)" and similar expressions are intended to identify forward-looking statements. These statements include, but are not limited to statements regarding future production, resources or reserves and exploration results. All of such statements are subject to certain risks and uncertainties, many of which are difficult to predict and generally beyond the control of the Company, that could cause actual results to differ materially from those expressed in, or implied or projected by, the forward-looking information and statements. Our audience is cautioned not to place undue reliance on these forward-looking statements that speak only as of the date hereof, and we do not undertake any obligation to revise and disseminate forward-looking statements to reflect events or circumstances after the date hereof, or to reflect the occurrence of or non-occurrence of any events.

Appendix 1 – Tenement Schedule

Australia

Project	State	Title Number	Status	Held
Etheridge	Queensland	EPM 27377	Granted	100%
Etheridge	Queensland	EPM 27253	Granted	100%
Etheridge	Queensland	EPM 27294	Granted	100%
Etheridge	Queensland	EPM 27295	Granted	100%
Paperbark	Queensland	EPM 14309	Granted	100%
Redbeds	Queensland	EPM 28439	Granted	100%
Redbeds	Queensland	EPM 28440	Granted	100%
Redbeds	Queensland	EPM 28441	Granted	100%
Redbeds	Queensland	EPM 28442	Granted	100%
Lake Johnston	Western Australia	E 63/2091	Granted	100%

ASX ANNOUNCEMENT

30 April 2025

Canada

Project	Title Number	Application Date	Anniversary Date	Area (Ha)	NTS	Rubix
Ceiling	2778558	14/07/2023	13/07/2026	51.95	33D15	9486-2224 Quebec Inc
Ceiling	2778559	14/07/2023	13/07/2026	51.95	33D15	9486-2224 Quebec Inc
Ceiling	2778560	14/07/2023	13/07/2026	51.95	33D15	9486-2224 Quebec Inc
Ceiling	2778561	14/07/2023	13/07/2026	51.95	33D15	9486-2224 Quebec Inc
Ceiling	2778562	14/07/2023	13/07/2026	51.95	33D15	9486-2224 Quebec Inc
Ceiling	2778563	14/07/2023	13/07/2026	51.95	33D15	9486-2224 Quebec Inc
Ceiling	2778564	14/07/2023	13/07/2026	51.95	33D15	9486-2224 Quebec Inc
Ceiling	2778565	14/07/2023	13/07/2026	51.95	33D15	9486-2224 Quebec Inc
Ceiling	2778566	14/07/2023	13/07/2026	51.95	33D15	9486-2224 Quebec Inc
Ceiling	2778567	14/07/2023	13/07/2026	51.95	33D15	9486-2224 Quebec Inc
Ceiling	2778568	14/07/2023	13/07/2026	51.95	33D15	9486-2224 Quebec Inc
Ceiling	2778569	14/07/2023	13/07/2026	51.97	33D16	9486-2224 Quebec Inc
Ceiling	2778570	14/07/2023	13/07/2026	51.97	33D16	9486-2224 Quebec Inc
Ceiling	2778571	14/07/2023	13/07/2026	51.97	33D16	9486-2224 Quebec Inc
Ceiling	2778572	14/07/2023	13/07/2026	51.95	33D16	9486-2224 Quebec Inc
Ceiling	2778573	14/07/2023	13/07/2026	51.95	33D16	9486-2224 Quebec Inc
Ceiling	2778574	14/07/2023	13/07/2026	51.95	33D16	9486-2224 Quebec Inc
Ceiling	2778575	14/07/2023	13/07/2026	51.95	33D16	9486-2224 Quebec Inc
Ceiling	2778576	14/07/2023	13/07/2026	51.95	33D16	9486-2224 Quebec Inc
Ceiling	2778577	14/07/2023	13/07/2026	51.96	33D16	9486-2224 Quebec Inc
Ceiling	2778578	14/07/2023	13/07/2026	51.96	33D16	9486-2224 Quebec Inc
Ceiling	2778579	14/07/2023	13/07/2026	51.96	33D16	9486-2224 Quebec Inc
Ceiling	2778580	14/07/2023	13/07/2026	51.96	33D16	9486-2224 Quebec Inc
Ceiling	2778558	14/07/2023	13/07/2026	51.95	33D15	9486-2224 Quebec Inc
Ceiling	2668138	21/09/2022	20/09/2025	42.62	33D15	9486-2224 Quebec Inc
Ceiling	2668139	21/09/2022	20/09/2025	51.94	33D15	9486-2224 Quebec Inc
Ceiling	2668140	21/09/2022	20/09/2025	51.94	33D15	9486-2224 Quebec Inc
Ceiling	2668141	21/09/2022	20/09/2025	51.94	33D15	9486-2224 Quebec Inc
Ceiling	2668142	21/09/2022	20/09/2025	51.94	33D15	9486-2224 Quebec Inc
Ceiling	2668143	21/09/2022	20/09/2025	51.94	33D15	9486-2224 Quebec Inc
Ceiling	2668144	21/09/2022	20/09/2025	51.94	33D15	9486-2224 Quebec Inc
Ceiling	2668145	21/09/2022	20/09/2025	51.94	33D15	9486-2224 Quebec Inc
Ceiling	2668146	21/09/2022	20/09/2025	51.94	33D15	9486-2224 Quebec Inc
Ceiling	2668147	21/09/2022	20/09/2025	51.94	33D15	9486-2224 Quebec Inc
Ceiling	2668148	21/09/2022	20/09/2025	51.94	33D15	9486-2224 Quebec Inc
Ceiling	2668149	21/09/2022	20/09/2025	23.23	33D15	9486-2224 Quebec Inc
Ceiling	2668150	21/09/2022	20/09/2025	44.47	33D15	9486-2224 Quebec Inc
Ceiling	2668151	21/09/2022	20/09/2025	51.93	33D15	9486-2224 Quebec Inc
Ceiling	2668152	21/09/2022	20/09/2025	51.93	33D15	9486-2224 Quebec Inc
Ceiling	2668153	21/09/2022	20/09/2025	51.93	33D15	9486-2224 Quebec Inc
Ceiling	2668154	21/09/2022	20/09/2025	51.93	33D15	9486-2224 Quebec Inc
Ceiling	2668155	21/09/2022	20/09/2025	51.93	33D15	9486-2224 Quebec Inc
Ceiling	2668156	21/09/2022	20/09/2025	51.93	33D15	9486-2224 Quebec Inc
Ceiling	2668157	21/09/2022	20/09/2025	51.93	33D15	9486-2224 Quebec Inc
Ceiling	2668158	21/09/2022	20/09/2025	51.93	33D15	9486-2224 Quebec Inc
Ceiling	2668159	21/09/2022	20/09/2025	51.96	33D16	9486-2224 Quebec Inc
Ceiling	2668160	21/09/2022	20/09/2025	51.96	33D16	9486-2224 Quebec Inc
Ceiling	2668161	21/09/2022	20/09/2025	51.94	33D16	9486-2224 Quebec Inc
Ceiling	2668162	21/09/2022	20/09/2025	51.94	33D16	9486-2224 Quebec Inc
Ceiling	2668163	21/09/2022	20/09/2025	51.94	33D16	9486-2224 Quebec Inc
Ceiling	2668164	21/09/2022	20/09/2025	51.94	33D16	9486-2224 Quebec Inc
Ceiling	2668165	21/09/2022	20/09/2025	51.94	33D16	9486-2224 Quebec Inc
Ceiling	2668166	21/09/2022	20/09/2025	51.95	33D16	9486-2224 Quebec Inc

30 April 2025

[illegible]

ASX ANNOUNCEMENT

30 April 2025

Ceiling	2705832	12/01/2023	11/01/2026	29.33	33D16	9486-2224 Quebec Inc
Ceiling	2705833	12/01/2023	11/01/2026	10.01	33D16	9486-2224 Quebec Inc
Ceiling	2705834	12/01/2023	11/01/2026	47.21	33D16	9486-2224 Quebec Inc
Ceiling	2705835	12/01/2023	11/01/2026	45.57	33D16	9486-2224 Quebec Inc
Ceiling	2705836	12/01/2023	11/01/2026	44.38	33D16	9486-2224 Quebec Inc
Ceiling	2705837	12/01/2023	11/01/2026	41.61	33D16	9486-2224 Quebec Inc
Ceiling	2705838	12/01/2023	11/01/2026	35.26	33D16	9486-2224 Quebec Inc
Ceiling	2705839	12/01/2023	11/01/2026	32.07	33D16	9486-2224 Quebec Inc
Ceiling	2705840	12/01/2023	11/01/2026	47.37	33D16	9486-2224 Quebec Inc
Ceiling	2705841	12/01/2023	11/01/2026	50.03	33D16	9486-2224 Quebec Inc
Ceiling	2705842	12/01/2023	11/01/2026	49.92	33D16	9486-2224 Quebec Inc
Ceiling	2705843	12/01/2023	11/01/2026	51.91	33D16	9486-2224 Quebec Inc
Nimbus	2803090	8/11/2023	7/11/2026	51.75	33E01	9486-2224 Quebec Inc
Nimbus	2803091	8/11/2023	7/11/2026	51.75	33E01	9486-2224 Quebec Inc
Nimbus	2803092	8/11/2023	7/11/2026	51.74	33E01	9486-2224 Quebec Inc
Nimbus	2803093	8/11/2023	7/11/2026	51.74	33E01	9486-2224 Quebec Inc
Nimbus	2803094	8/11/2023	7/11/2026	51.74	33E01	9486-2224 Quebec Inc
Nimbus	2803095	8/11/2023	7/11/2026	51.74	33E01	9486-2224 Quebec Inc
Nimbus	2803096	8/11/2023	7/11/2026	51.73	33E01	9486-2224 Quebec Inc
Nimbus	2803097	8/11/2023	7/11/2026	51.73	33E01	9486-2224 Quebec Inc
Nimbus	2803098	8/11/2023	7/11/2026	51.73	33E01	9486-2224 Quebec Inc
Nimbus	2803099	8/11/2023	7/11/2026	51.72	33E01	9486-2224 Quebec Inc
Nimbus	2803100	8/11/2023	7/11/2026	51.76	33E02	9486-2224 Quebec Inc
Nimbus	2803101	8/11/2023	7/11/2026	51.76	33E02	9486-2224 Quebec Inc
Nimbus	2803102	8/11/2023	7/11/2026	51.76	33E02	9486-2224 Quebec Inc
Nimbus	2803103	8/11/2023	7/11/2026	51.75	33E02	9486-2224 Quebec Inc
Nimbus	2803104	8/11/2023	7/11/2026	51.75	33E02	9486-2224 Quebec Inc
Nimbus	2803105	8/11/2023	7/11/2026	51.75	33E02	9486-2224 Quebec Inc
Nimbus	2803106	8/11/2023	7/11/2026	51.74	33E02	9486-2224 Quebec Inc
Nimbus	2803107	8/11/2023	7/11/2026	51.74	33E02	9486-2224 Quebec Inc
Nimbus	2803108	8/11/2023	7/11/2026	51.75	33E02	9486-2224 Quebec Inc
Nimbus	2803109	8/11/2023	7/11/2026	51.73	33E02	9486-2224 Quebec Inc
Nimbus	2803110	8/11/2023	7/11/2026	51.74	33E02	9486-2224 Quebec Inc
Nimbus	2803111	8/11/2023	7/11/2026	51.74	33E02	9486-2224 Quebec Inc
Nimbus	2803112	8/11/2023	7/11/2026	51.73	33E02	9486-2224 Quebec Inc
Total: 148 active claims				7443.18 Ha		

Appendix 5B

Mining exploration entity or oil and gas exploration entity quarterly cash flow report

Name of entity

Rubix Resources Limited

ABN

70 649 096 917

Quarter ended ("current quarter")

31 March 2025

Consolidated statement of cash flows		Current quarter \$A'000	Year to date (9 months) \$A'000
1.	Cash flows from operating activities		
1.1	Receipts from customers		
1.2	Payments for		
	(a) exploration & evaluation	(64)	(317)
	(b) development		
	(c) production		
	(d) staff costs		
	(e) administration and corporate costs	(143)	(566)
1.3	Dividends received (see note 3)		
1.4	Interest received		
1.5	Interest and other costs of finance paid		
1.6	Income taxes paid		
1.7	Government grants and tax incentives		
1.8	Other (provide details if material)	-	2
1.9	Net cash from / (used in) operating activities	(207)	(881)

2.	Cash flows from investing activities		
2.1	Payments to acquire or for:		
	(a) entities		
	(b) tenements	-	-
	(c) property, plant and equipment		
	(d) exploration & evaluation		
	(e) investments		
	(f) other non-current assets		

Consolidated statement of cash flows		Current quarter \$A'000	Year to date (9 months) \$A'000
2.2	Proceeds from the disposal of:		
	(a) entities		
	(b) tenements		
	(c) property, plant and equipment	-	-
	(d) investments		
	(e) other non-current assets		
2.3	Cash flows from loans to other entities		
2.4	Dividends received (see note 3)		
2.5	Other (provide details if material)		
2.6	Net cash from / (used in) investing activities	-	-

3.	Cash flows from financing activities		
3.1	Proceeds from issues of equity securities (excluding convertible debt securities)	-	-
3.2	Proceeds from issue of convertible debt securities		
3.3	Proceeds from exercise of options		
3.4	Transaction costs related to issues of equity securities or convertible debt securities	-	-
3.5	Proceeds from borrowings		
3.6	Repayment of borrowings	-	-
3.7	Transaction costs related to loans and borrowings		
3.8	Dividends paid		
3.9	Other (provide details if material)		
3.10	Net cash from / (used in) financing activities	-	-

4.	Net increase / (decrease) in cash and cash equivalents for the period		
4.1	Cash and cash equivalents at beginning of period	1,673	2,347
4.2	Net cash from / (used in) operating activities (item 1.9 above)	(207)	(881)
4.3	Net cash from / (used in) investing activities (item 2.6 above)	-	-
4.4	Net cash from / (used in) financing activities (item 3.10 above)	-	-

Mining exploration entity or oil and gas exploration entity quarterly cash flow report

Consolidated statement of cash flows		Current quarter \$A'000	Year to date (9 months) \$A'000
4.5	Effect of movement in exchange rates on cash held	-	-
4.6	Cash and cash equivalents at end of period	1,466	1,466

5.	Reconciliation of cash and cash equivalents at the end of the quarter (as shown in the consolidated statement of cash flows) to the related items in the accounts	Current quarter \$A'000	Previous quarter \$A'000
5.1	Bank balances	1,466	1,673
5.2	Call deposits		
5.3	Bank overdrafts		
5.4	Other (provide details)		
5.5	Cash and cash equivalents at end of quarter (should equal item 4.6 above)	1,466	1,673

6.	Payments to related parties of the entity and their associates	Current quarter \$A'000
6.1	Aggregate amount of payments to related parties and their associates included in item 1	61
6.2	Aggregate amount of payments to related parties and their associates included in item 2	
<i>Note: if any amounts are shown in items 6.1 or 6.2, your quarterly activity report must include a description of, and an explanation for, such payments.</i>		

7.	Financing facilities <i>Note: the term "facility" includes all forms of financing arrangements available to the entity. Add notes as necessary for an understanding of the sources of finance available to the entity.</i>	Total facility amount at quarter end \$A'000	Amount drawn at quarter end \$A'000
7.1	Loan facilities		
7.2	Credit standby arrangements		
7.3	Other (please specify)		
7.4	Total financing facilities		
7.5	Unused financing facilities available at quarter end		
7.6	Include in the box below a description of each facility above, including the lender, interest rate, maturity date and whether it is secured or unsecured. If any additional financing facilities have been entered into or are proposed to be entered into after quarter end, include a note providing details of those facilities as well.		

8. Estimated cash available for future operating activities	\$A'000
8.1 Net cash from / (used in) operating activities (item 1.9)	(207)
8.2 (Payments for exploration & evaluation classified as investing activities) (item 2.1(d))	-
8.3 Total relevant outgoings (item 8.1 + item 8.2)	(207)
8.4 Cash and cash equivalents at quarter end (item 4.6)	1,466
8.5 Unused finance facilities available at quarter end (item 7.5)	-
8.6 Total available funding (item 8.4 + item 8.5)	1,466
8.7 Estimated quarters of funding available (item 8.6 divided by item 8.3)	7.08
<i>Note: if the entity has reported positive relevant outgoings (ie a net cash inflow) in item 8.3, answer item 8.7 as "N/A". Otherwise, a figure for the estimated quarters of funding available must be included in item 8.7.</i>	
8.8 If item 8.7 is less than 2 quarters, please provide answers to the following questions:	
8.8.1 Does the entity expect that it will continue to have the current level of net operating cash flows for the time being and, if not, why not?	
Answer: N/A	
8.8.2 Has the entity taken any steps, or does it propose to take any steps, to raise further cash to fund its operations and, if so, what are those steps and how likely does it believe that they will be successful?	
Answer: N/A	
8.8.3 Does the entity expect to be able to continue its operations and to meet its business objectives and, if so, on what basis?	
Answer: N/A	
<i>Note: where item 8.7 is less than 2 quarters, all of questions 8.8.1, 8.8.2 and 8.8.3 above must be answered.</i>	

Compliance statement

- 1 This statement has been prepared in accordance with accounting standards and policies which comply with Listing Rule 19.11A.
- 2 This statement gives a true and fair view of the matters disclosed.

Date: **30 April 2025**

Authorised by: **By the Board**
(Name of body or officer authorising release – see note 4)

Notes

1. This quarterly cash flow report and the accompanying activity report provide a basis for informing the market about the entity's activities for the past quarter, how they have been financed and the effect this has had on its cash position. An entity that wishes to disclose additional information over and above the minimum required under the Listing Rules is encouraged to do so.
2. If this quarterly cash flow report has been prepared in accordance with Australian Accounting Standards, the definitions in, and provisions of, *AASB 6: Exploration for and Evaluation of Mineral Resources* and *AASB 107: Statement of Cash Flows* apply to this report. If this quarterly cash flow report has been prepared in accordance with other accounting standards agreed by ASX pursuant to Listing Rule 19.11A, the corresponding equivalent standards apply to this report.
3. Dividends received may be classified either as cash flows from operating activities or cash flows from investing activities, depending on the accounting policy of the entity.
4. If this report has been authorised for release to the market by your board of directors, you can insert here: "By the board". If it has been authorised for release to the market by a committee of your board of directors, you can insert here: "By the [name of board committee – eg Audit and Risk Committee]". If it has been authorised for release to the market by a disclosure committee, you can insert here: "By the Disclosure Committee".
5. If this report has been authorised for release to the market by your board of directors and you wish to hold yourself out as complying with recommendation 4.2 of the ASX Corporate Governance Council's *Corporate Governance Principles and Recommendations*, the board should have received a declaration from its CEO and CFO that, in their opinion, the financial records of the entity have been properly maintained, that this report complies with the appropriate accounting standards and gives a true and fair view of the cash flows of the entity, and that their opinion has been formed on the basis of a sound system of risk management and internal control which is operating effectively.