

**PERPETUAL
CREDIT
INCOME
TRUST**

ARSN 626 053 496



17 May 2023
ASX Limited
ASX Market Announcements Office
Exchange Centre
20 Bridge Street
SYDNEY NSW 2000

**Perpetual Credit Income Trust
Monthly Investment Update announcement**

Perpetual Credit Income Trust (the Trust) (ASX: PCI) advises that it has released the Monthly Investment Update (the Report) for the period ending 30 April 2023 (as attached).

If shareholders or other interested parties have any queries regarding the Report, they can contact:

Karen Trau
Investor Relations, PCI
P: 02 9229 3138
E: karen.trau@perpetual.com.au

Yours faithfully

Teresa Lee-Antonas
Senior Client Manager
Perpetual Trust Services Limited

INVESTMENT UPDATE APRIL 2023

INVESTMENT OBJECTIVE

To provide investors with monthly income by investing in a diversified pool of credit and fixed income assets.

PORTFOLIO SNAPSHOT

AS AT 30 APRIL 2023	AMOUNT
ASX unit price	\$0.980
NTA per unit ¹	\$1.085

¹ Daily Net Tangible Asset (NTA) is available at

www.perpetualincome.com.au

All figures are in Australian dollars (AUD), unless otherwise stated. All figures are unaudited and approximate. Past performance is not indicative of future performance. NTA figures are calculated as at the end of day on the last business day of the month.

KEY TRUST INFORMATION ²

AS AT 30 APRIL 2023

ASX code:	PCI
Structure:	Listed Investment Trust
Listing date:	14 May 2019
Market capitalisation:	\$393 million
Units on issue:	400,967,882
Distributions:	Monthly
Management costs:	0.88% p.a. ³
Manager:	Perpetual Investment Management Limited
Responsible Entity:	Perpetual Trust Services Limited

² Perpetual Credit Income Trust ARSN 626 053 496.

³ Estimate inclusive of net effect of GST.

INVESTMENT PERFORMANCE ⁴

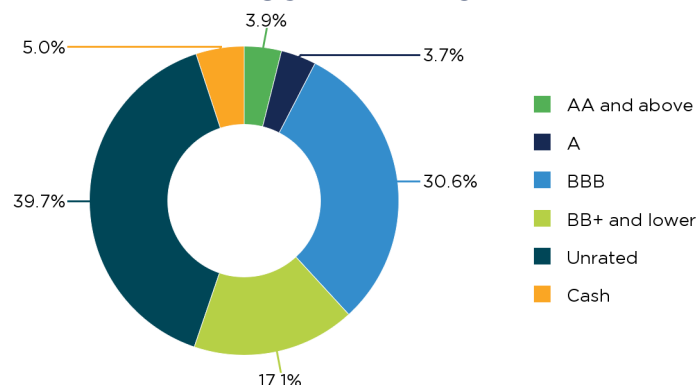
AS AT 30 APRIL 2023	1 MTH	3 MTHS	6 MTHS	1 YR	3 YRS P.A.	5 YRS P.A.	SINCE INCEP P.A.
PCI Investment portfolio	0.7%	1.7%	4.1%	4.8%	5.6%	-	3.8%
Returns net of operating expenses							
RBA Cash Rate	0.3%	0.8%	1.6%	2.3%	0.8%	-	0.9%
Distribution return	0.6%	1.6%	3.2%	5.8%	4.4%	-	4.1%

⁴ Investment returns, net of management costs have been calculated on the growth of Net Tangible Assets (NTA) after taking into account all operating expenses (including management costs) and assuming reinvestment of distributions on the ex-date. Distribution return has been calculated based on the PCI investment portfolio return less the growth of NTA. Past performance is not indicative of future performance. Since inception return is from allotment on 8 May 2019. The comparison to the RBA Cash Rate is not intended to compare an investment in PCI to a cash holding. The RBA Cash Rate is displayed as a reference to the target return for PCI. The PCI investment portfolio is of higher risk than an investment in cash.

PORTFOLIO SUMMARY

AS AT 30 APRIL 2023	AMOUNT
Number of holdings	127
Number of issuers	91
Running yield	7.5%
Portfolio weighted average life	3 years
Interest rate duration	30 days

RATINGS BREAKDOWN



Source: Standard & Poor's and Perpetual Asset Management Australia. Data is as at 30 April 2023. All figures are unaudited and approximate.

DISTRIBUTIONS CPU ⁵

The table below shows the distribution in cents per unit for each distribution period in the respective financial year.

AS AT 30 APRIL 2023	JUL	AUG	SEP	OCT	NOV	DEC	JAN	FEB	MAR	APR	MAY	JUN	FYTD
FY2020	0.40	0.40	0.39	0.37	0.36	0.37	0.37	0.35	0.33	0.30	0.31	0.30	4.26
FY2021	0.32	0.32	0.30	0.31	0.28	0.30	0.30	0.27	0.30	0.29	0.33	0.32	3.63
FY2022	0.32	0.32	0.31	0.32	0.31	0.35	0.35	0.36	0.41	0.39	0.46	0.49	4.38
FY2023	0.42	0.47	0.47	0.51	0.52	0.56	0.56	0.53	0.60	0.61	-	-	5.24

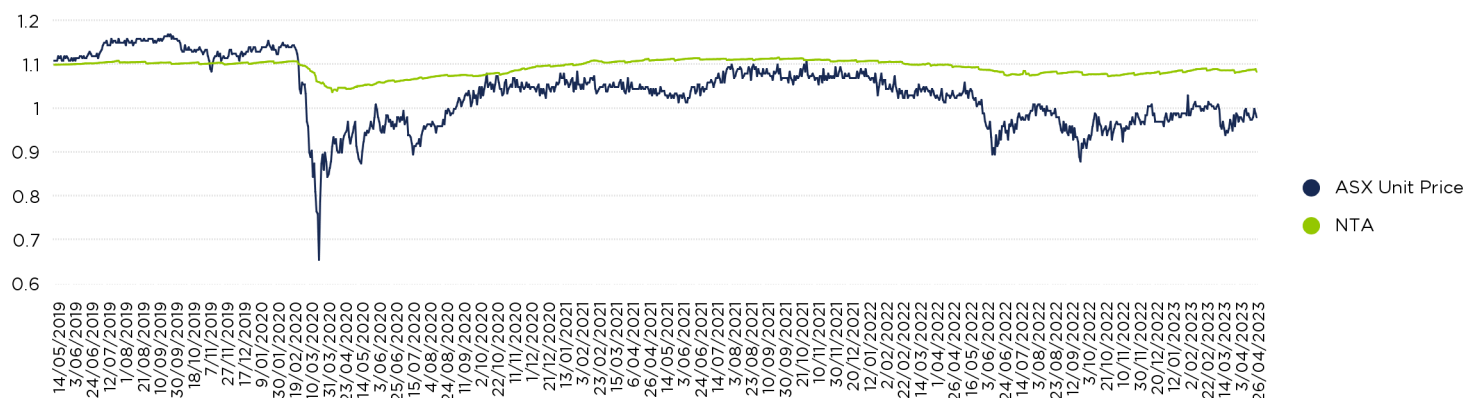
⁵ Distributions are stated as cents per unit and have been rounded to two decimal places. Detailed distribution announcements are available on the [PCI website](#) and are stated in Australian dollars rather than cents per unit. Distribution return has been calculated based on the PCI investment portfolio return less the growth of NTA. Past performance is not indicative of future performance.

TOTAL UNITHOLDER RETURN ⁶

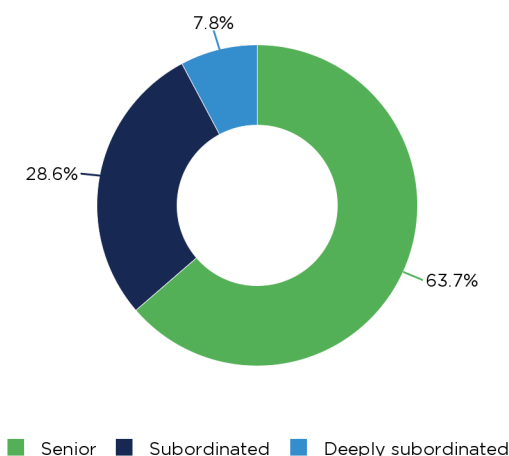
AS AT 30 APRIL 2023	1 MTH	3 MTHS	6 MTHS	1 YR	3 YRS P.A.	5 YRS P.A.	SINCE INCEP P.A.
Total unitholder return	-0.4%	0.8%	6.2%	1.4%	5.0%	-	1.4%

⁶ Total unitholder return - ASX unit price performance with reinvestment of distributions has been calculated on the growth of the ASX unit price and assumes reinvestment of distributions on the ex-date. Past performance is not indicative of future performance. Since inception return is from listing on 14 May 2019, initial price used is the subscription price of \$1.10.

NTA PER UNIT VS ASX UNIT PRICE PERFORMANCE

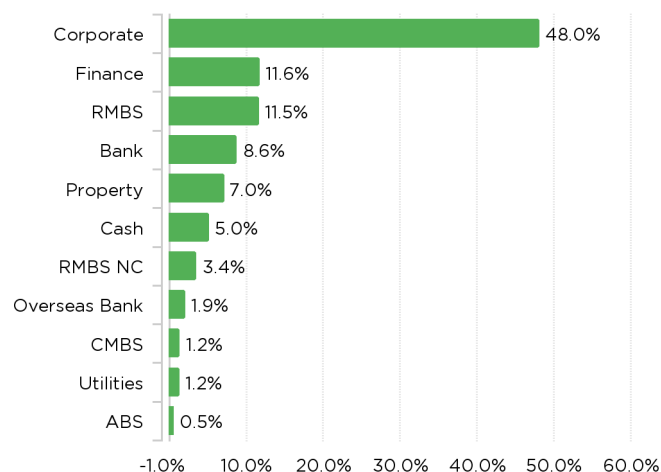


SENIORITY BREAKDOWN



Source: Bloomberg and Perpetual Asset Management Australia. Data is as at 30 April 2023. All figures are unaudited and approximate.

SECTOR ALLOCATION



Source: Bloomberg and Perpetual Asset Management Australia. Data is as at 30 April 2023. All figures are unaudited and approximate.

PORTFOLIO UPDATE

The Trust's running income was the most significant contributor to return during April. The Trust's healthy running yield, which increased to 7.5% in April, has over recent periods demonstrated the capacity to mitigate returns impacted by credit volatility. During the month, the Trust's income was predominantly generated by coupon payments and interest income from the Trust's exposure to non-financial corporate bonds and Residential Mortgage-Backed Securities (RMBS) alongside banks and diversified financials. The Trust continues to benefit from rising interest rates – which increase the value of coupons paid by the Trust's floating rate investments.

Credit spreads were marginally positive for performance during April. Financial markets were supported by moderating inflation and central banks pausing their monetary policy tightening cycles. Domestic credit spreads narrowed, trading a relatively tight range as recent volatility eased. The Trust's allocation to domestic banks contributed as bank spreads normalised following disruptive conditions in March. Spread dynamics were muted across other sectors with corporate spreads marginally contributing to performance, supported by light issuance volumes.

Sector and risk allocations were broadly maintained during April. The Trust portfolio is a mature, well diversified, near fully invested, close ended portfolio, affording the Manager the ability to be selective in adding new issues. The outlook for credit remains challenging making risk management and prudent issuer selection as crucial as ever. Slowing economic and earnings growth and tightening financial conditions – as documented in the US Federal Reserve's Senior Loan Officer Survey – represent significant headwinds for the credit outlook. The Trust is positioned to navigate these conditions via careful issuer selection with a focus on market leading positions and strong balance sheets. In a recent investor presentation, Portfolio Manager Michael Korber stated that "The PCI portfolio is designed to be the bedrock of people's portfolios. To do this we don't chase the highest possible return, we chase the highest quality return. And we think current events globally reinforce the virtue to this approach". Furthermore, the sector and credit risk diversification within the Trust's portfolio offer a measure of risk management. As of April month end, the Trust held 127 assets across 91 issuers. These exposures include allocations to public and private corporate debt, diversified financials, banks, residential mortgage and asset backed securities and real estate investment trusts.

The Trust maintains its defensive positioning, investing in a diverse set of quality issuers while retaining the capacity to take advantage of relative value opportunities where prudent.

INVESTMENT OBJECTIVE

To provide investors with monthly income by investing in a diversified pool of credit and fixed income assets.

TARGET RETURN

The Trust has a target total return of RBA Cash Rate plus 3.25% p.a. (net of fees) through the economic cycle. This is a target only and may not be achieved.

INVESTMENT STRATEGY

The Perpetual Credit Income Trust (PCI) (the "Trust") will hold a diversified and actively managed portfolio of credit and fixed income assets.

The Trust will typically hold 50 to 100 assets.

30% - 100%	Investment grade assets
0% - 70%	Unrated or sub-investment grade assets
70% - 100%	Assets denominated in AUD
0% - 30%	Assets denominated in foreign currencies (which are typically hedged back to AUD)
0% - 70%	Perpetual Loan Fund
< 5%	Perpetual Securitised Credit Fund

The Trust will diversify exposure and will have maximum exposure limits to issuers.


Typical investments will include corporate bonds, floating rate notes, securitised assets and private debt (for example, corporate loans). Exposure to corporate loans may be gained indirectly through the Perpetual Loan Fund.

ABOUT THE MANAGER

The Trust is managed by Perpetual Investment Management Limited. The Manager has one of the most experienced, proven and stable credit and fixed income teams in the Australian fixed income market. The Manager and the Responsible Entity are wholly owned subsidiaries of Perpetual Limited.

PORTFOLIO MANAGER

Michael Korber



Managing Director, Credit & Fixed Income

Portfolio Manager:
Perpetual Credit Income Trust
Perpetual Pure Credit Alpha

Michael has over 37 years' experience, having been involved in credit markets since their development in Australia during the 1990's. Unlike many other fixed income portfolio managers in this market, Michael has a background in lending and banking, understanding credit risk in a fundamental way.

PERPETUAL KEY CONTACTS

INVESTOR RELATIONS

Karen Trau
P: 02 9229 3138
E: karen.trau@perpetual.com.au

QLD

Tony Harte
Regional Manager
P: 0407 708 109
E: tony.harte@perpetual.com.au

NSW

Mark Williams
Key Account Manager
P: 0405 385 960
E: mark.williams@perpetual.com.au

WA

Tim McCallum
Regional Manager
P: 0411 209 403
E: tim.mccallum@perpetual.com.au

VIC/SA/NT/TAS

Daniel Moore
Regional Manager
P: 0400 032 819
E: daniel.moore@perpetual.com.au

This monthly report has been prepared by Perpetual Investment Management Limited ABN 18 000 866 535, AFSL 234426 (PIML). It is issued and authorised for release by Perpetual Trust Services Limited ABN 48 000 142 049, AFSL 236648 (PTSL). PTSL is the responsible entity and issuer of the Perpetual Credit Income Trust ARSN 626 053 496 (Trust). PTSL has appointed PIML to act as the manager of the Trust. This monthly report is general information only and is not intended to provide you with financial advice or take into account your objectives, financial situation or needs. You should consider, with a financial adviser, whether the information is suitable for your circumstances. To the extent permitted by law, no liability is accepted for any loss or damage as a result of any reliance on this information. Past performance is not indicative of future performance. This information is believed to be accurate at the time of compilation and is provided in good faith. This report may contain information contributed by third parties. PIML and PTSL do not warrant the accuracy or completeness of any information contributed by a third party. Any views expressed in this monthly report are opinions of the author at the time of writing and do not constitute a recommendation to act.

Before making any investment decisions you should consider the Product Disclosure Statement (PDS) for the Trust issued by PTSL and the Trust's other periodic and continuous disclosure announcements lodged with the Australian Securities Exchange (ASX), which are available at www.perpetualincome.com.au or can be obtained by calling 1300 778 468 (within Australia) or +61(2) 9299 9621 (from overseas).

No company in the Perpetual Group (Perpetual Group means Perpetual Limited ABN 86 000 431 827 and its subsidiaries) guarantees the performance of the Trust or the return of an investor's capital. This information does not constitute an offer, invitation, solicitation or recommendation with respect to the purchase or sale of the Trust's units.

This report may contain information obtained from third parties, including ratings from credit ratings agencies such as Standard & Poor's. Reproduction and distribution of third party content in any form is prohibited except with the prior written permission of the related third party. Third party content providers do not guarantee the accuracy, completeness, timeliness or availability of any information, including ratings, and are not responsible for any errors or omissions (negligent or otherwise), regardless of the cause, or for the results obtained from the use of such content. THIRD PARTY CONTENT PROVIDERS GIVE NO EXPRESS OR IMPLIED WARRANTIES, INCLUDING, BUT NOT LIMITED TO, ANY WARRANTIES OF MERCHANTABILITY OR FITNESS FOR A PARTICULAR PURPOSE OR USE. THIRD PARTY CONTENT PROVIDERS SHALL NOT BE LIABLE FOR ANY DIRECT, INDIRECT, INCIDENTAL, EXEMPLARY, COMPENSATORY, PUNITIVE, SPECIAL OR CONSEQUENTIAL DAMAGES, COSTS, EXPENSES, LEGAL FEES, OR LOSSES (INCLUDING LOST INCOME OR PROFITS AND OPPORTUNITY COSTS OR LOSSES CAUSED BY NEGLIGENCE) IN CONNECTION WITH ANY USE OF THEIR CONTENT, INCLUDING RATINGS. Credit ratings are statements of opinions and are not statements of fact or recommendations to purchase, hold or sell securities. They do not address the suitability of securities or the suitability of securities for investment purposes, and should not be relied on as investment advice.

CONTACT DETAILS

Phone: 1300 778 468 within Australia,
or +61(2) 9299 9621 outside Australia
Email: perpetual@automicgroup.com.au
www.perpetualincome.com.au

