

DISCOVERING AND DEVELOPING GOLD MINES IN CÔTE D'IVOIRE

INVESTOR PRESENTATION – MARCH 2025



www.aurumres.com.au | ASX:AUE



Disclaimer



This presentation prepared by Aurum Resources Ltd ("Company") does not purport to contain all the information that a prospective investor may require in connection with any potential investment in the Company. You should not treat the contents of this presentation, or any information provided in connection with it, as financial advice, financial product advice or advice relating to legal, taxation or investment matters. No representation or warranty, express or implied, is made as to the fairness, accuracy, completeness or correctness of the information, opinions and conclusions contained in this presentation. This presentation is provided expressly on the basis that you will carry out your own independent inquiries into the matters contained in the presentation and make your own independent decisions about the affairs, financial position or prospects of the Company. The Company reserves the right to update, amend or supplement the information at any time in its absolute discretion (without incurring any obligation to do so). To the maximum extent permitted by law, none of the Company its directors, employees or agents, advisers, nor any other person accepts any liability, including, without limitation, any liability arising from fault or negligence on the part of any of them or any other person, for any loss arising from the use of this presentation or its contents or otherwise arising in connection with it. This presentation is not an offer, invitation, solicitation or other recommendation with respect to the subscription for, purchase or sale of any security, and neither this presentation nor anything in it shall form the basis of any contract or commitment whatsoever.

FUTURE MATTERS

This presentation may contain forward looking statements that are subject to risk factors associated with mineral exploration, mining and production businesses. It is believed that the expectations reflected in these statements are reasonable but they may be affected by a variety of variables and changes in underlying assumptions which could cause actual results or trends to differ materially, including but not limited to price fluctuations, actual demand, currency fluctuations, drilling and production results, reserve estimations, loss of market, industry competition, environmental risks, physical risks, legislative, fiscal and regulatory changes, economic and financial market conditions in various countries and regions, political risks, project delay or advancement, approvals and cost estimates.

This presentation also contains reference to certain intentions, expectations, future plans, strategy and prospects of the Company. Those intentions, expectations, future plans, strategy and prospects may or may not be achieved. They are based on certain assumptions, which may not be met or on which views may differ and may be affected by known and unknown risks. In particular, there is a risk that the Company will not be able to delineate JORC resources from exploration drilling. The performance and operations of the Company may be influenced by a number of factors, many of which are outside the control of the Company. No representation or warranty, express or implied, is made by the Company, or any of its directors, officers, employees, advisers or agents that any intentions, expectations or plans will be achieved either totally or partially or that any particular rate of return will be achieved.

Given the risks and uncertainties that may cause the Company's actual future results, performance or achievements to be materially different from those expected, planned or intended, recipients should not place undue reliance on these intentions, expectations, future plans, strategy and prospects. The Company does not warrant or represent that the actual results, performance or achievements will be as expected, planned or intended.

COMPETENT PERSONS STATEMENT

The information in this presentation that relates to Exploration Targets and Exploration Results is based on information compiled by Mr Mark Strizek, a Competent Person who is a Member or The Australasian Institute of Mining and Metallurgy. Mr Strizek is an executive director of the Company. Mr Strizek has sufficient experience that is relevant to the style of mineralisation and type of deposit under consideration and to the activity being undertaking to qualify as a Competent Person as defined in the 2012 edition of the "Australasian Code for Reporting of Exploration Results, Mineral Resources and Ore Reserves". Mr Strizek consents to the inclusion in the announcement of the matters based on his information in the form and context in which it appears. Additionally, Mr Strizek confirms that the entity is not aware of any new information or data that materially affects the information contained in the ASX releases referred to in this presentation.

COMPLIANCE STATEMENT

The information in this presentation that relates to Boundiali Mineral Resources is extracted from the announcement "Aurum delivers 1.6Moz Maiden JORC Resource at Boundiali Gold Project" released to the Australian Securities Exchange on 30 December 2024 and amended on 31 December 2024 and available to view on www.asx.com.au. The Company confirms that it is not aware of any new information or data that materially affects the information included in the original market announcement and, in the case of estimates of Mineral Resources, that all material assumptions and technical parameters underpinning the estimates in the relevant market announcement continue to apply and have not materially changed. The Company confirms that the form and context in which the Competent Person's findings are presented have not been materially modified from the original market announcement.

The information in this report that relates to Napié Mineral Resources is extracted from the announcement "Napié Project Listing Rule 5.6 disclosure" released to the Australian Securities Exchange on 4 February 2025 and available to view on www.asx.com.au. The Company confirms that it is not aware of any new information or data that materially affects the information included in the original market announcement and, in the case of estimates of Mineral Resources, that all material assumptions and technical parameters underpinning the estimates in the relevant market announcement continue to apply and have not materially changed. The Company confirms that the form and context in which the Competent Person's findings are presented have not been materially modified from the original market announcement.

This presentation contains information extracted from ASX market announcements reported in accordance with the 2012 edition of the "Australasian Code for Reporting of Exploration Results, Mineral Resources and Ore Reserves" ("2012 JORC Code") and available for viewing at www.asx.com and includes results reported previously and published on ASX platform:

21 Feb 2025, 8m at 8.23g/t from 65m outside 1.59Moz Boundiali MRE area (ASX:AUE)	05 Sep 2024, AUE hits 40m at 1.03 g/t gold at Boundiali BD Target 1 (ASX:AUE)
4 Feb 2025, Napié Project Listing Rule 5.6 Disclosure (Amended) (ASX:AUE)	03 Sep 2024, Boundiali South Exploration Licence Renewed (ASX:AUE)
3 Feb 2025, Mako Takeover Offer Closes (ASX:AUE)	07 Aug 2024, Aurum to advance met studies for Boundiali Gold Project (ASX:AUE)
31 Jan 2025, Drill Collar Table Addendum (ASX:AUE)	22 July 2024, Prelim metallurgical tests deliver up to 99% gold recovery (ASX:AUE)
31 Jan 2025, Change in substantial holding for MKG (ASX:AUE)	17 June 2024, Aurum hits 69m at 1.05 g/t gold at Boundiali BD Target 1 (ASX:AUE)
31 Jan 2025, Quarterly Activities/Appendix 5B Cash Flow Report (ASX:AUE)	28 May 2024, AUE hits 163 g/t gold in 12m @ 14.56 g/t gold at BD Target 1 (ASX:AUE)
30 Jan 2025, Aurum hits 150 g/t gold at Boundiali, Côte d'Ivoire (ASX:AUE)	24 May 2024, Aurum hits 74m @ 1.0 g/t gold at Boundiali BD Target 2 (ASX:AUE)
24 Jan 2025, Compulsory Acquisition Notice Mako Takeover (ASX:AUE)	15 May 2024, Aurum expands Boundiali Gold Project footprint (ASX:AUE)
24 Jan 2025, Non Binding MoU with SANY Heavy Equipment Co (ASX:AUE)	10 May 2024, AUE hits 90m @ 1.16 g/t gold at Boundiali BD Target 1 (ASX:AUE)
23 Jan 2025, Change in substantial holding for MKG (ASX:AUE)	01 May 2024, Aurum Appoints Country Manager in Cote d'Ivoire (ASX:AUE)
9 Jan 2025, Best and Final offer for Mako Gold Limited (ASX:AUE)	23 April 2024, AUE drilling hits up to 45 g/t gold at Boundiali BD Target 2 (ASX:AUE)
31 Dec 2024, Boundiali Project Maiden Resource delivers 1.6 Moz (amended) (ASX:AUE)	19 March 2024, AUE signs binding term sheet for 100% of Boundiali South (ASX:AUE)
30 Dec 2024, Boundiali Gold Project Maiden Resource delivers 1.6 Moz (ASX:AUE)	12 March 2024, AUE hits 73m at 2.15g/t incl 1m at 72g/t gold at Boundiali (ASX:AUE)
24 Dec 2024, Change in substantial holding for MKG (ASX:AUE)	01 March 2024, Aurum hits 4m at 22 g/t gold in Boundiali diamond drilling (ASX:AUE)
23 Dec 2024, AUE achieves in excess of 95% gold recoveries from Boundiali (ASX:AUE)	22 January 2024, Aurum hits shallow, wide gold intercepts at Boundiali, Côte d'Ivoire (ASX:AUE)
18 Dec 2024, Aurum hits 277 g/t gold at Boundiali BM Target 3	
13 Dec 2024, Change of Directors and Addition of Joint Company Secretary (ASX:AUE & ASX:MKG)	21 December 2023, Rapid Drilling at Boundiali Gold Project (ASX:AUE)
6 Dec 2024, AUE receives firm commitments for A\$10 million placement (ASX:AUE)	21 November 2023, AUE Acquisition Presentation (ASX:AUE)
29 Nov 2024, Aurum earns 80% interest in Boundiali BM tenement (ASX:AUE)	21 June 2021, Notice of General Meeting/Proxy Form (MSR:ASX)
28 Nov 2024, AUE appoints Mr. Steve Zaninovich as Non-Executive Director (ASX:AUE)	21 May 2021, PlusOr to Acquire 6194 sq kms Ground Position in Cote d'Ivoire (MSR:ASX)
22 Nov 2024, AUE Declares Takeover Offer for all MKG Shares Unconditional (ASX:AUE)	22 August 2019, Boundiali RC Drill Results Continue to Impress (PDI:ASX)
15 Nov 2024, Supplementary Bidders Statement (ASX:AUE)	15 July 2019, RC, Trench Results Grow Boundiali Potential In Cote d'Ivoire (PDI:ASX)
11 Nov 2024, Aurum hits 36 g/t gold at BM T1 of 2.5km strike (ASX:AUE)	27 May 2019, New Drill Results Strengthen Boundiali Project Cote D'Ivoire (PDI:ASX)
30 Oct 2024, Bidders Statement (ASX:AUE)	16 January 2019, PDI-Toro JV Sharpens Focus with Major Drilling Program (PDI:ASX)
16 Oct 2024, Recommended Takeover of Mako Gold By Aurum Resources (ASX:AUE)	26 November 2018, Boundiali North - Large Coherent Gold Anomalies in 14km Zone (PDI:ASX)
18 Sep 2024, Aurum hits 11.46m at 6.67 g/t gold at Boundiali BM Target 1 (ASX:AUE)	
9 Sep 2024, Aurum earns 51% interest in Boundiali BM tenement (ASX:AUE)	

The Company confirms that it is not aware of any new information or data that materially affects the information included in the previous announcements. This presentation is authorized for market release by AUE's Board of Directors.

Corporate Overview



CAPITAL STRUCTURE (ASX:AUE)

A\$0.32

Share Price (6 March 2025)

224M

Shares on Issue¹

A\$71M

Market Capitalisation

~A\$23M*

*Cash unaudited
31 Dec 2024

~A\$48M

Enterprise Value

DIRECTORS

TROY FLANNERY

Non-Executive Chairman

DR CAIGEN WANG

Managing Director

MARK STRIZEK

Executive Director

STEVE ZANINOVICH

Non-Executive Director

MANAGEMENT

N'KZANA (FRED) YAO

Country Manager

YAYA OUATTARA

Exploration Manager

ONE YEAR SHARE PRICE MOVEMENT



AURUM RESOURCES

¹ Listed options AUEO (M) 7.3, Options / Performance Rights (M) 79.3

Aurum Resources: Investment Highlights



**2.5Moz gold MRE
in Côte d'Ivoire,
West Africa:**

- Boundiali
1.6Moz Gold Project
- Napié
0.87Moz Gold Project



**Cost-effective
exploration
using our own
diamond drill rigs**

**100,000m DD for
Boundiali in CY2025**

**30,000m DD for
Napié in CY2025**



**Focused on Côte
d'Ivoire**

**Extensive Birimian
Greenstone**

**Stable and
Supportive
Government**

Excellent Infrastructure



**Boundiali Met Work
Free milling 95%
gold recovery
Simple flowsheet**

**PFS due end
CY2025**

**DFS expected
in H2 CY2026**

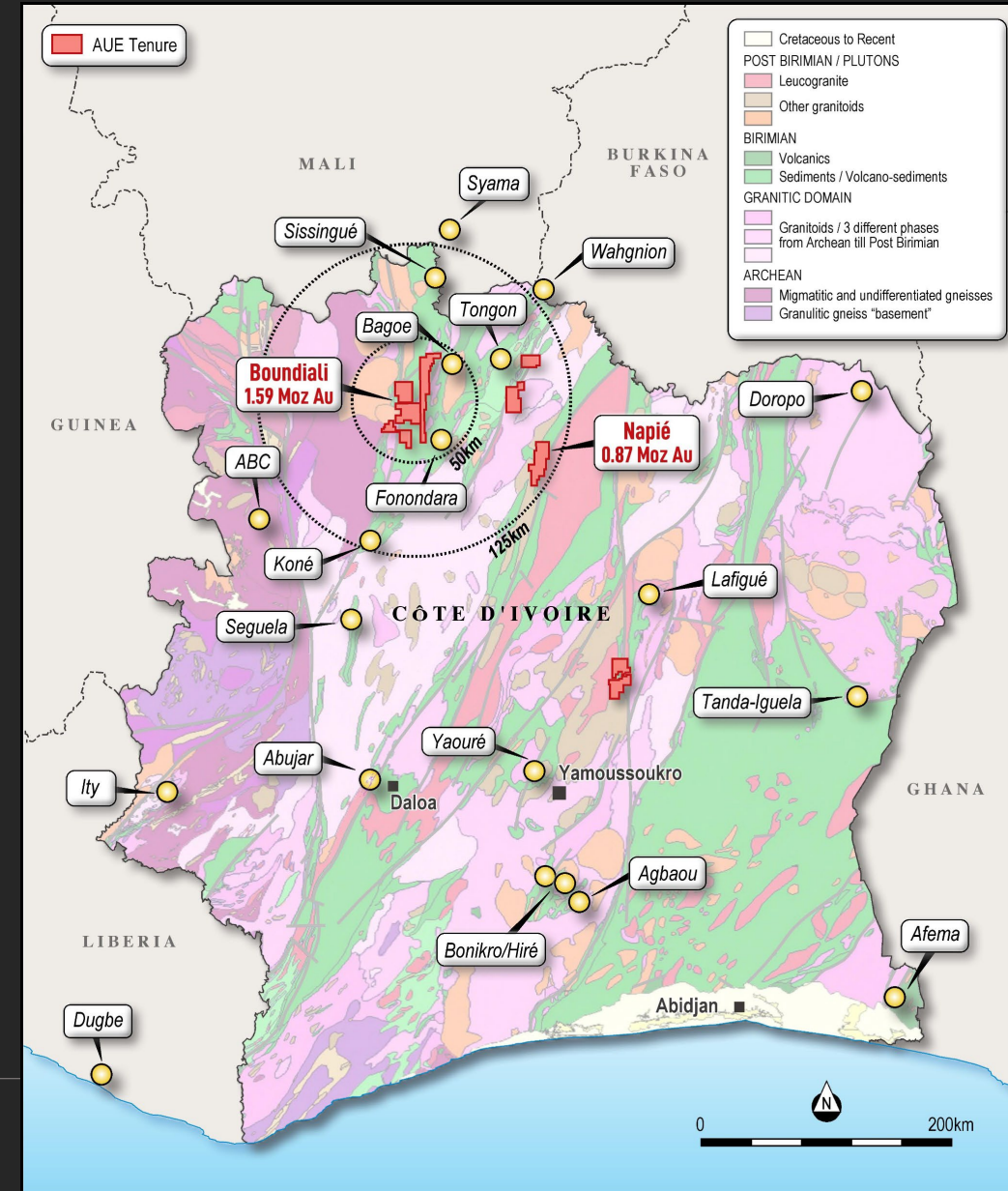


**Experienced
leadership team
with proven track
record of
value creation**

2.5Moz Gold Resources: Poised for Growth



- **2.5Moz gold resource in Côte d'Ivoire, West Africa:**
 - Boundiali - 1.6Moz Gold Project
 - Napié - 0.87Moz Gold Project
- **Exploration upside: Gold mineralisation remains open at all deposits, with many targets yet to be drilled**
- **Projects are well located near infrastructure, including:**
 - Roads, power and water



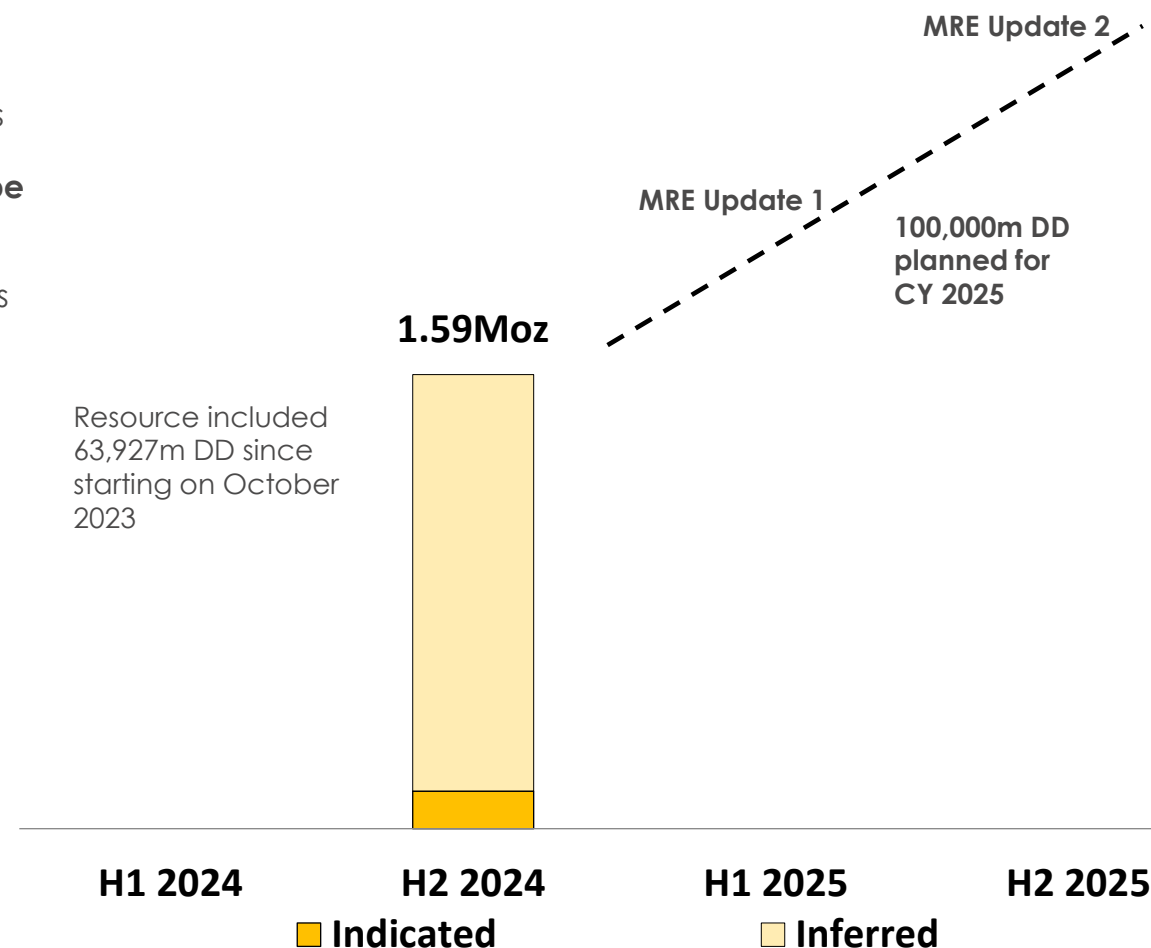
Boundiali: 1.6Moz JORC Resource



100,000m drilling in CY2025 to drive growth

- JORC Mineral Resource Estimate of **1.59Moz gold¹**
- **Gold mineralisation** remains **open along strike** and **down dip** at all deposits
- Drilling is ongoing on these deposits, with other Boundiali prospects **yet to be drilled**
- **100,000m** of drilling planned at Boundiali using 6-8 **self-owned** diamond rigs to **drive resource growth** in CY2025
- **Two MRE updates** expected in 2025

Deposit	Tonnes (Mt)	g/t Au	Ounces (Au)
BST	11.0	1.0	360,000
BDT1	11.9	0.9	340,000
BDT2	16.3	0.8	440,000
BMT1	7.5	1.2	300,000
BMT3	4.2	1.1	150,000
TOTAL	50.9	1.0	1,590,000



AURUM RESOURCES

1. Refer ASX announcement dated 30 December 2024 and amended 31 December 2024

Boundiali Gold Project – Overview

PROSPECTIVE LAND PACKAGE

Hosting prospective Birimian greenstones. Located within the same greenstone belt as:

- Resolute's large **Syama** (11.5Moz) and Perseus' **Sissingué** (1.0 Moz) gold mines to the north
- Barrick's **Tongon** mine (5.0Moz) to the northeast, and
- Montage Gold's 4.5Moz **Koné** project located to the south
- Barrick's **Fonondara** target located east of **BM Gold Project**

Excellent access to roads, services and power infrastructure

DISCOVERIES BY AREA

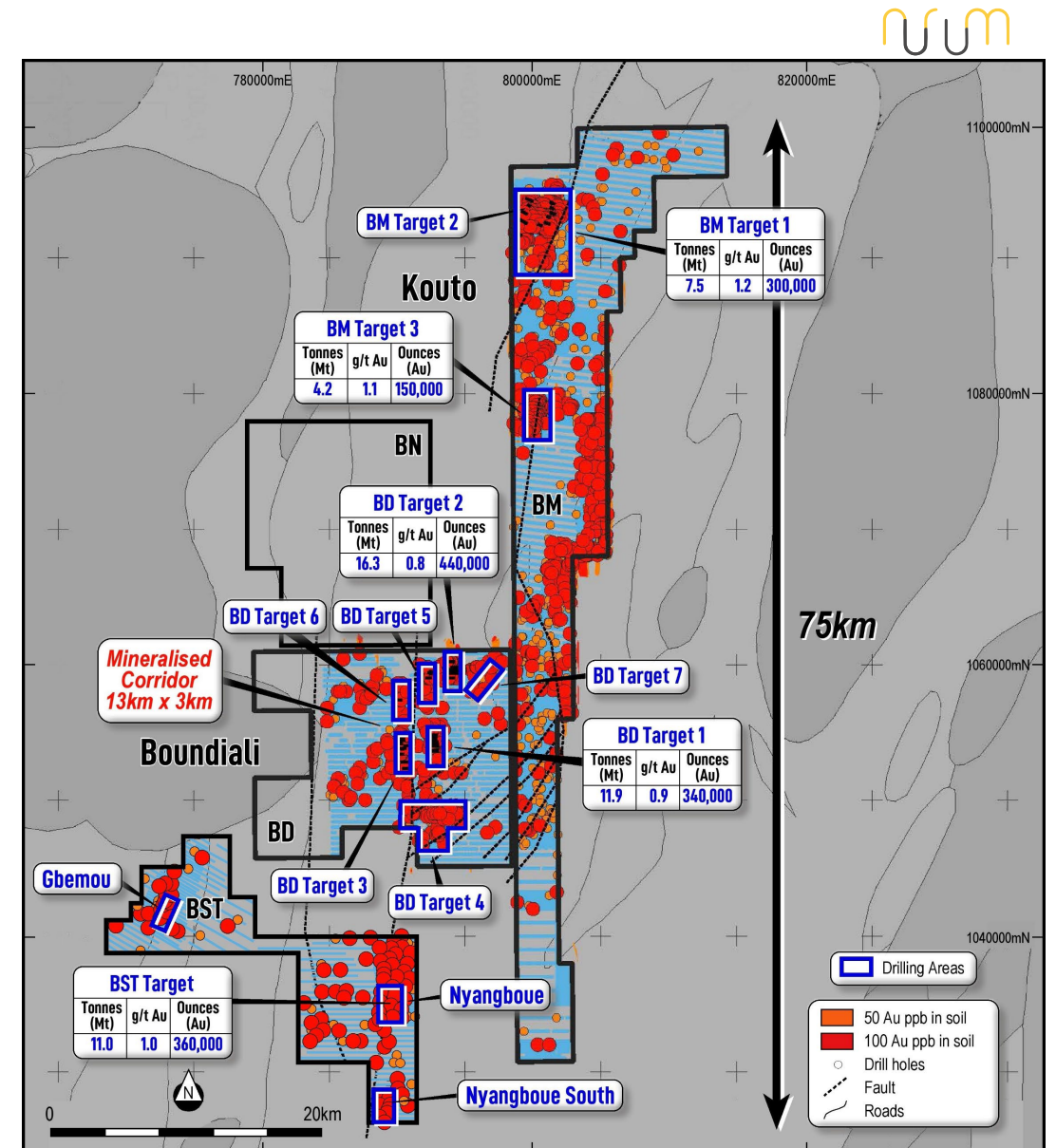
Aurum's four tenements within the tightly held Tongon – Sissingué triangle:

BM Gold Project JV – Holding 80% interest after 24,000m diamond drilling and US\$2.5 million in expenditure (PR0893)

BD Gold Project JV – Holding 80% interest after paying US\$430k and drilling 3,500m diamond holes (PR-808)

BST Gold Project - Binding term sheet to acquire 100% interest in the advanced Boundiali South exploration tenement (PR-414)

BN Gold Project JV – Farming in to earn 70%, PR283 under renewal



BD Gold JV Project - 13km by 3km Proven Gold Corridor



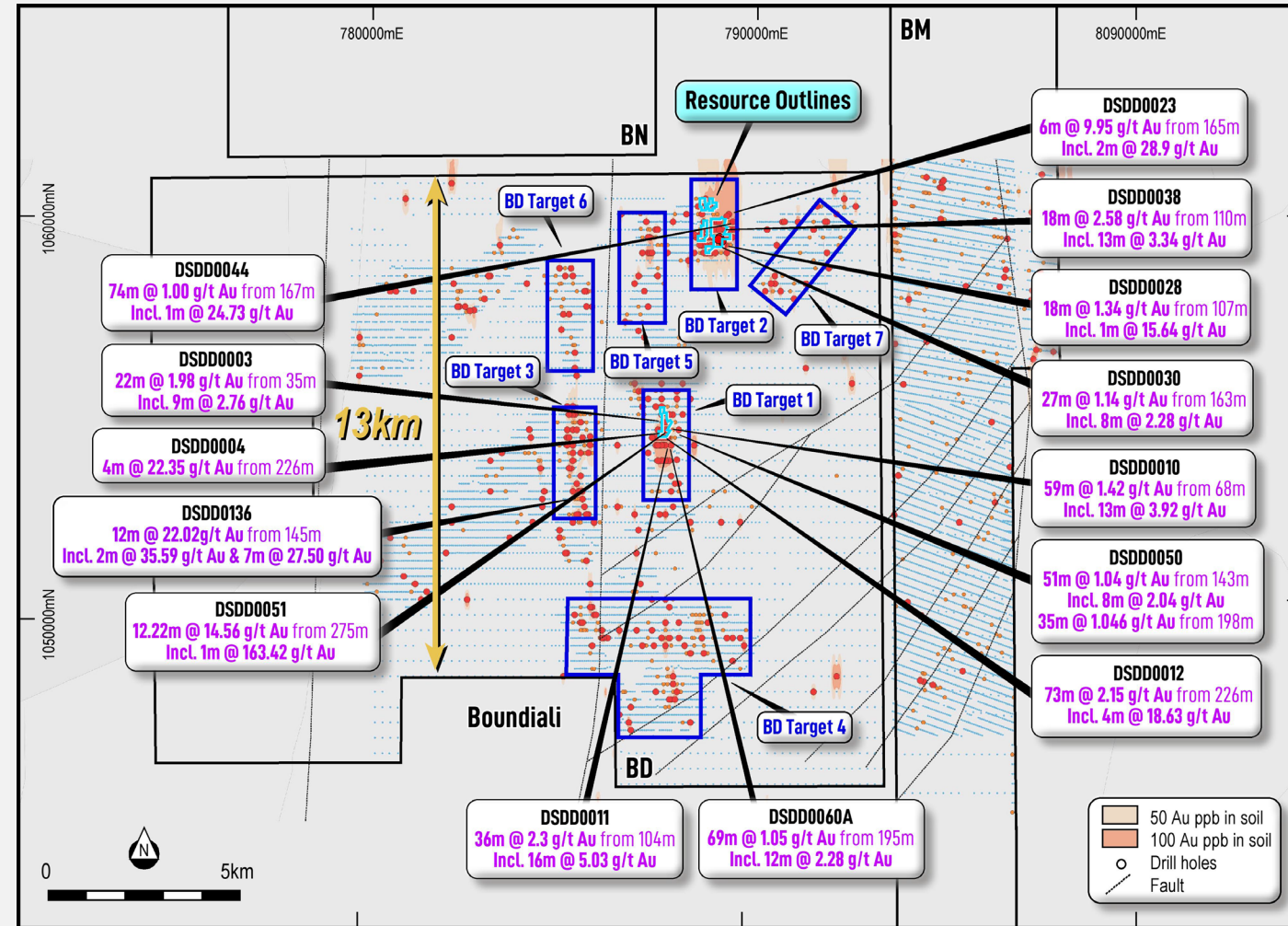
34,100m DIAMOND CORE DRILLED SINCE DECEMBER 2023¹

LATEST DIAMOND DRILL RESULTS²

- 12m @ 22.02 g/t Au from 145m inc. 7m @ 27.50 g/t Au (DSDD0136)
- 73m @ 2.15g/t Au from 172m inc. 4m @ 18.63g/t Au (DSDD0012)
- 90m @ 1.16 g/t Au from 143m inc. 51m @ 1.04 g/t Au & 35m @ 1.47 g/t Au (DSDD0050)
- 59m @ 1.42 g/t Au from 68m inc. 13m @ 3.92 g/t Au (DSDD0010)
- 36m @ 2.53 g/t Au from 104m inc. 16m @ 5.03 g/t Au (DSDD0011)
- 4m @ 22.35 g/t Au from 226m (173m below surface) (DSDD0004)
- 12.22m @ 14.56 g/t Au from 275m inc. 1m @ 163.42 g/t Au (DSDD0051)
- 69m @ 1.05 g/t Au from 195m inc. 12m @ 2.28 g/t Au (DSDD0060A)
- 40m @ 1.03 g/t Au from 136m inc. 5m @ 1.70 g/t Au (DSDD0076)

13km by 3km NYANGBOUE GOLD CORRIDOR

- 780,000oz discovered from drilling at two of seven targets identified
- Underexplored with multiple targets yet to be drill tested^{3,4}



BM Gold Project JV – Quickly Growing Resources



37,600m DIAMOND CORE DRILLED SINCE – OCTOBER 2023¹

LATEST DIAMOND DRILL RESULTS

BM Target 1²

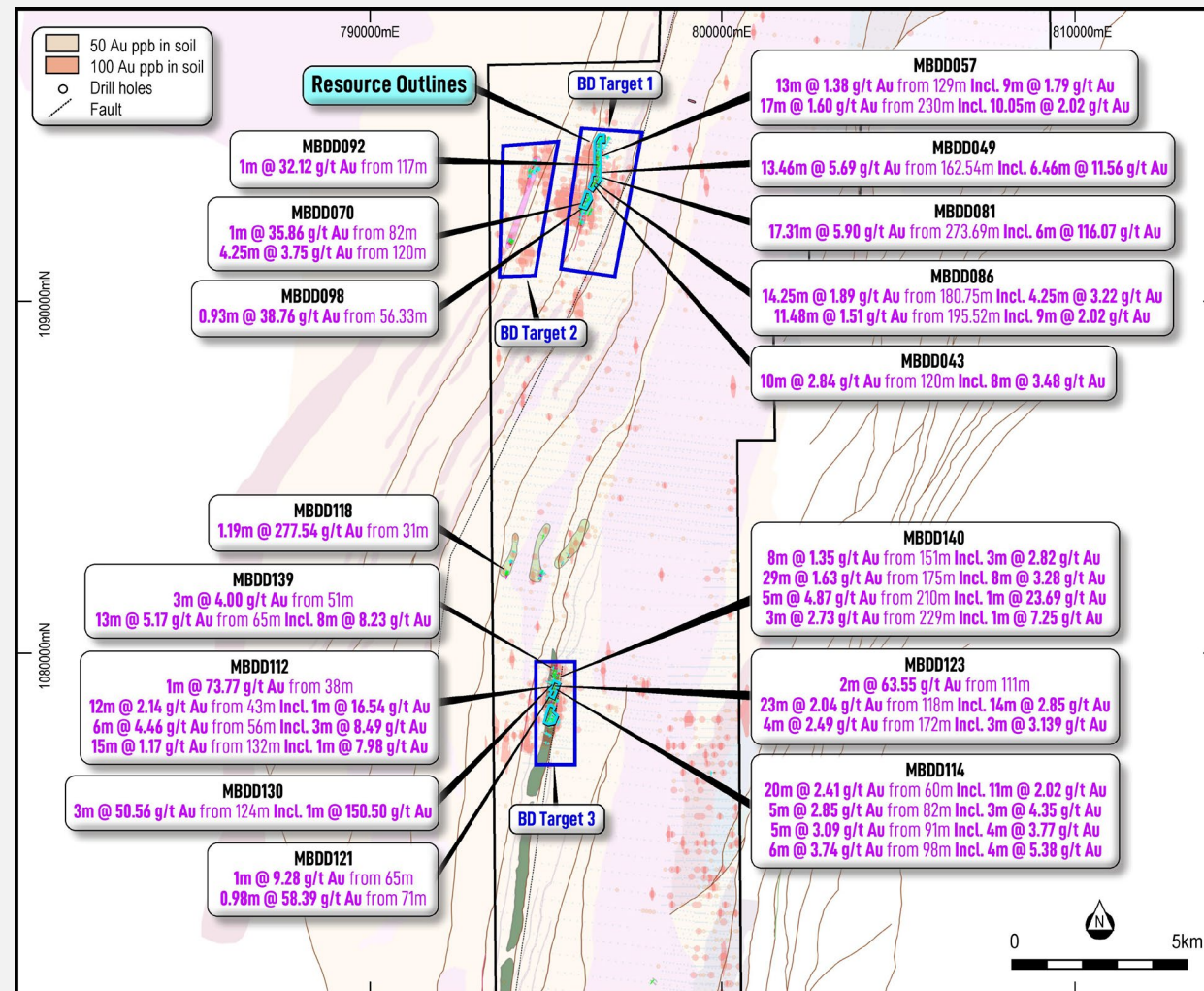
- 17.31m @ 5.90 g/t Au from 273.69m inc. 6m @ 16.07 g/t Au (MBDD081)
- 11.46m @ 6.67 g/t Au from 162.54m inc. 1.46m @ 45.04 g/t Au (MBDD049)
- 1m @ 35.86 g/t Au from 82m & 4.25m @ 3.75 g/t Au from 120m (MBDD070)
- 10m @ 2.84 g/t Au from 120 m inc. 8m @ 3.48 g/t Au (MBDD043)

BM Target 3³

- 1.19m @ 277.54 g/t Au from 31m (MBDD118)
- 1m @ 150.50 g/t Au within 3m @ 50.56 g/t Au from 124m (MBDD130)
- 13m @ 5.17 g/t Au from 65m inc. 8m @ 8.23 g/t Au (MBDD139)
- 4m @ 9.56 g/t Au from 130m inc. 3m @ 12.65 g/t Au (MBDD133)
- 2m @ 63.55 g/t Au from 111m inc. 1m @ 110.95 g/t Au & 23m @ 2.04 g/t Au from 118m (MBDD123)

MULTIPLE TARGETS YET TO BE DRILL TESTED

- 450,000oz discovered from drilling at two targets in northwest of licence
- Underexplored, only ~5km of 57km gold mineralised shears drill tested



BST Gold Project – Primed for Growth

SIGNIFICANT EXPLORATION UPSIDE FROM MULTIPLE DRILL READY TARGETS

MULTIPLE GOLD TARGETS DEFINED

Strong gold-in-soil targets (5,700 samples):

- Nyangboue +6km strike
- Nyangboue South +2km strike
- Gbemou +1.5km strike

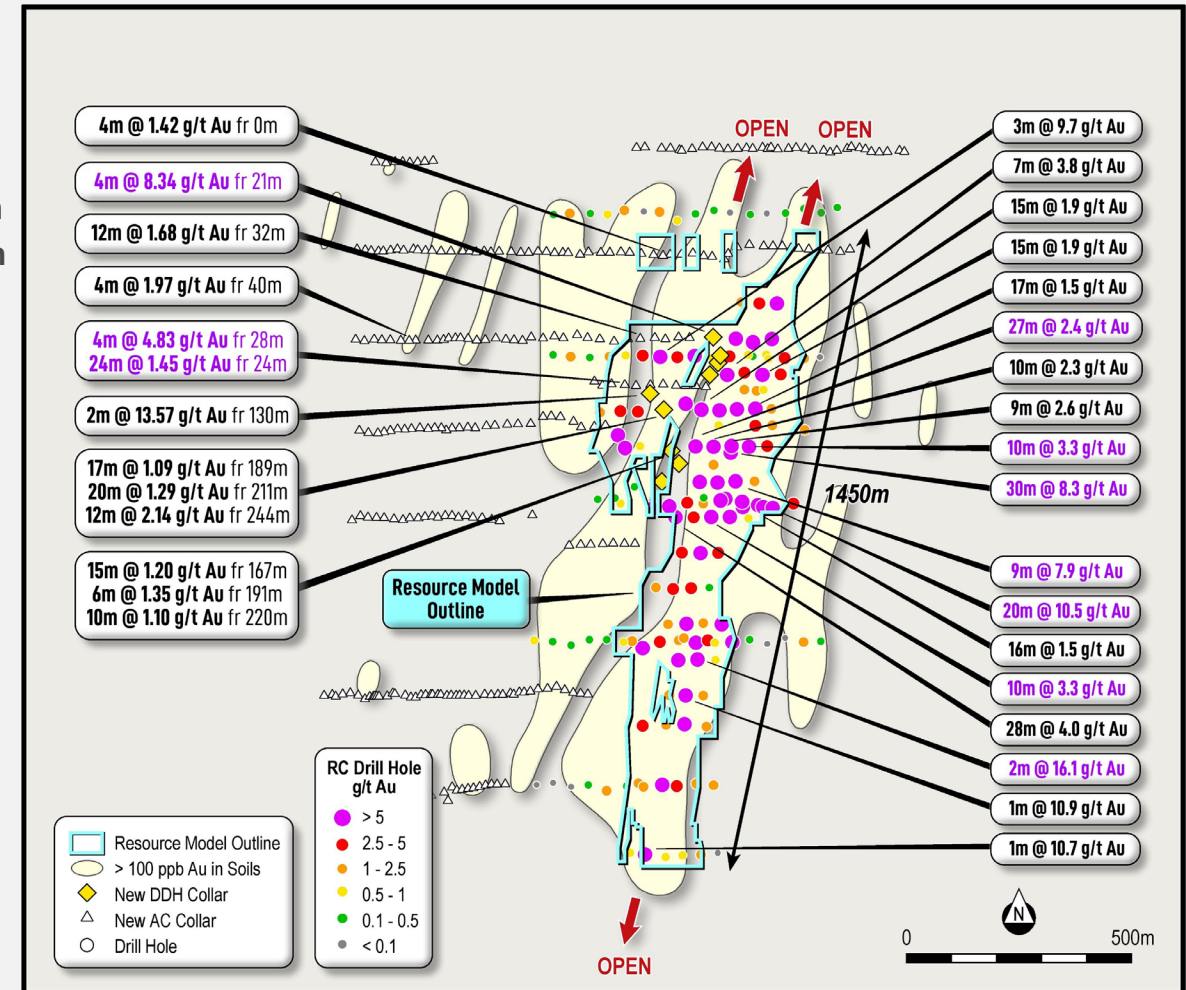
Historic drilling database

- AC: 545 holes, 21,056.00m
- RCDD: 10 holes, 1,658.12m
- DD: 8 holes, 1,771.33m
- RC: 247 holes, 17,975.00m

HISTORIC DRILL RESULTS

- 20m @ 10.45g/t Au from 38m (BRC0004S BIS)
- 30m @ 8.30g/t Au from 39m (NDC007)
- 28m @ 4.04g/t Au from 3m and 6m @ 3.29g/t Au from 47m (BRC003)
- 9m @ 7.90g/t Au from 99m (BRC006)
- 27m @ 2.42g/t Au from 27m (BRC175)
- 20m @ 1.29g/t Au from 211m (NDC016)
- 2m @ 13.57g/t Au from 130m (NDC017)
- 17m @ 1.09g/t Au from 189m; 20m @ 1.29g/t Au from 211m and 12m @ 2.14g/t Au from 244m EOH (NDC016)

Shallow 360,000oz resource - open along strike and at depth

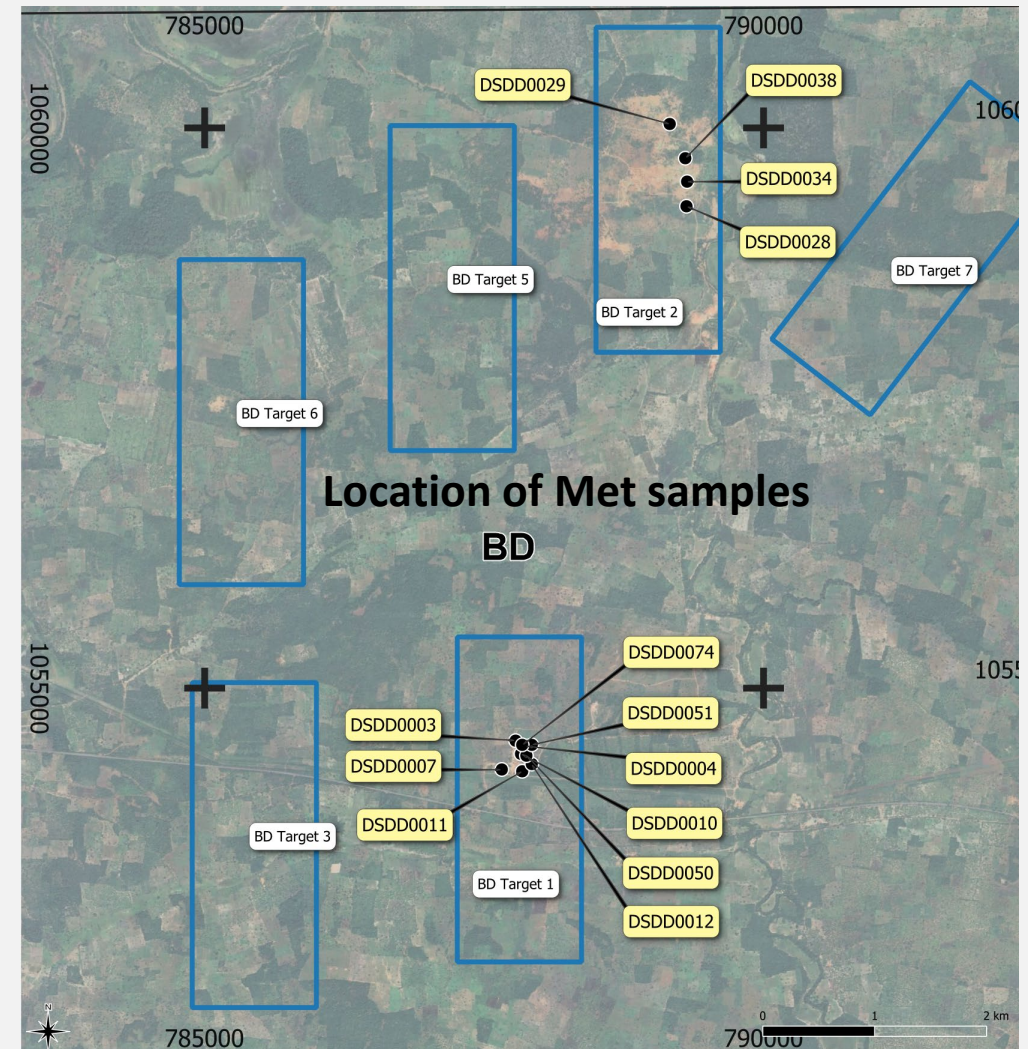


Boundiali PFS – On track for delivery in late 2025

BD Met work: Free milling +95% gold recovery

- **Easy to crush:** Ore is likely suitable for a single-stage SAG mill circuit
- **Gravity gold recovery:** Gold can be recovered at **50% to 60%** using gravity methods at a 106µm grind
- **Relatively fast leaching kinetics:** Leaching can generally be achieved in 24 hours or less
- **High overall gold recoveries:** Overall gold recoveries (gravity + leaching) are excellent at a reasonably coarse grind (**95-99% at 106 µm**)
- **Leads to reduction in reagents:** Leaching on the gravity tails showed a decrease of 32% in lime consumption and a decrease of 40% in cyanide consumption at a P80 of 106µm when compared to whole ore cyanidation leaching
- **Standard free milling process circuit suitable:** A typical gravity concentration and Carbon-in-Leach (CIL) circuit should be effective for processing Boundiali material.

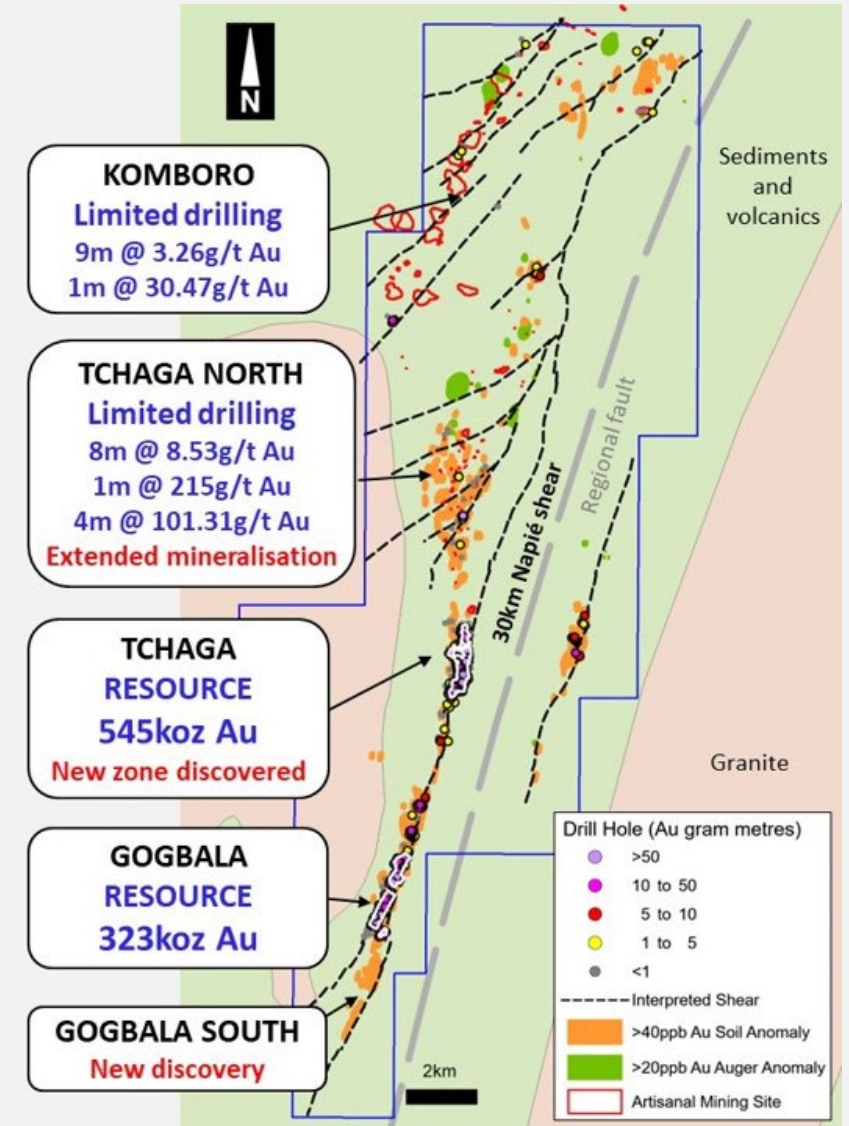
PFS underway, targeting completion by end of 2025



Napié Gold Project: 0.87Moz JORC Resource

30,00m DD planned, targeting MRE update end of CY2025

- **Gold Resource:** Shallow open pit 0.87Moz JORC Resource at 1.20g/t Au, with mineralisation open along strike and at depth. Maximum resource depth between 160m – 195m across the two deposits
- **Exploration Upside:** Less than 13% of the 30km Napié Shear has been explored, offering significant potential for resource growth.
- **Drilling Plans:** 30,000m of drilling planned in 2025 to expand the resource.
- **Preliminary Recovery Test Work:** Returned +94% average gold recoveries.
- **Resource Growth Target:** First MRE update planned end of CY2025, with the goal of significantly expanding the resource base.
- **Infrastructure:** Excellent access to hydroelectricity, roads, and water, supporting future development.



Côte d'Ivoire – Growing Gold Producer



Stable

Political governance and strong economic performance



Extensive Birimian

Gold-bearing rocks with approximately 34% of West Africa's greenstone host over 60+1Moz deposits



Underexplored

World-class discovery potential



Proven jurisdiction

For mine development with modern, transparent and attractive mining code



Eight operating Gold mines

>1.5Moz pa (Barrick, Endeavour, Perseus, Tietto, Allied Gold and Fortuna)



Excellent infrastructure

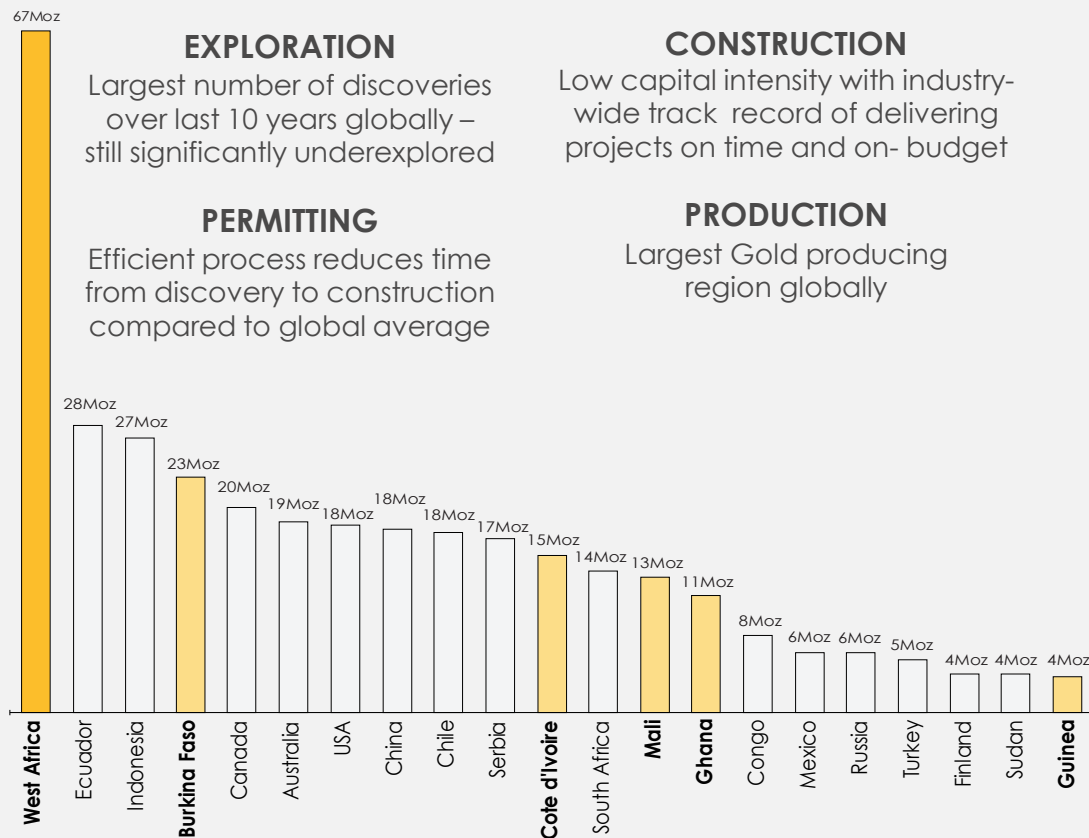
Extensive network of sealed roads, grid power and HV transmission lines, skilled local workforce and contractors

Alassane Ouattara Bridge

West Africa - Destination of Choice

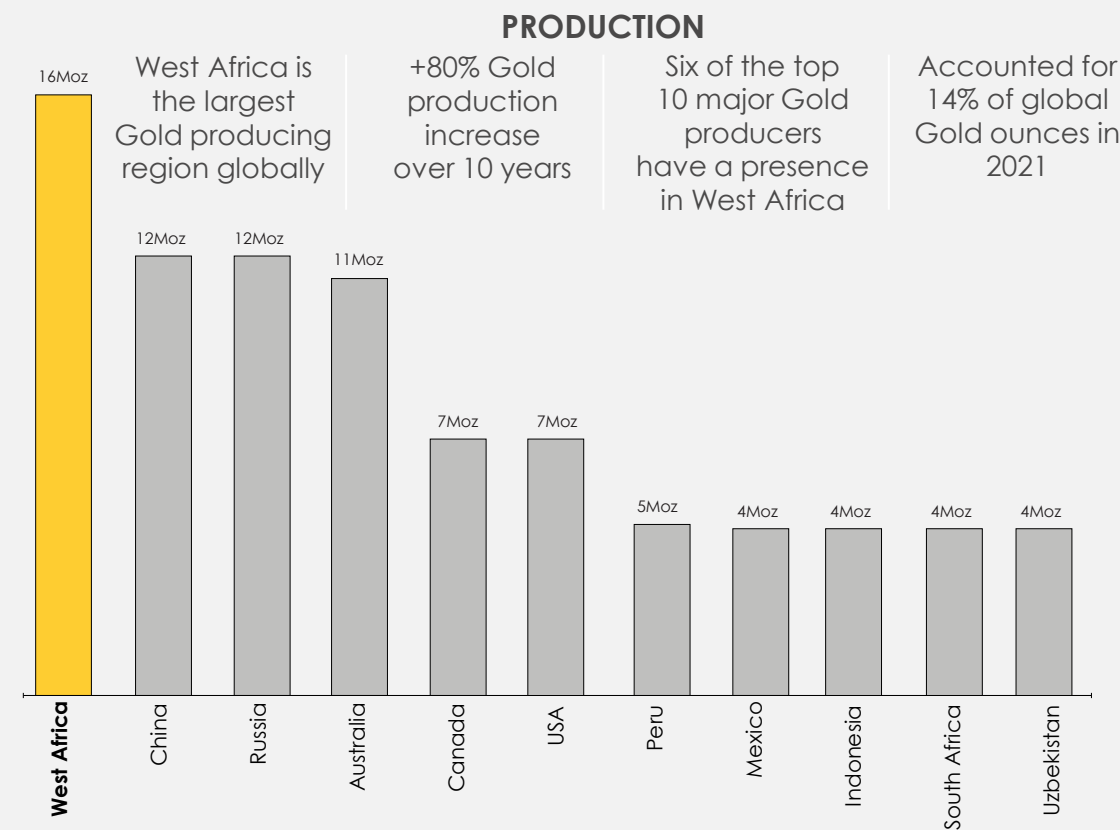
DISCOVERIES BY AREA

2010-2021



ANNUAL GOLD PRODUCTION BY REGION

IN MILLIONS OF OUNCES, FOR 2021




Source: S&P Global Market Intelligence, Endeavour Mining. West Africa includes Burkina Faso, Cote d'Ivoire, Ghana, Mali, Guinea and Senegal.

West Africa - Destination of Choice (continued)

GOLD PROJECT CONSTRUCTION

Based on 44 primary gold projects built since 2010

- Project built on time & schedule
- Project missed budget or schedule

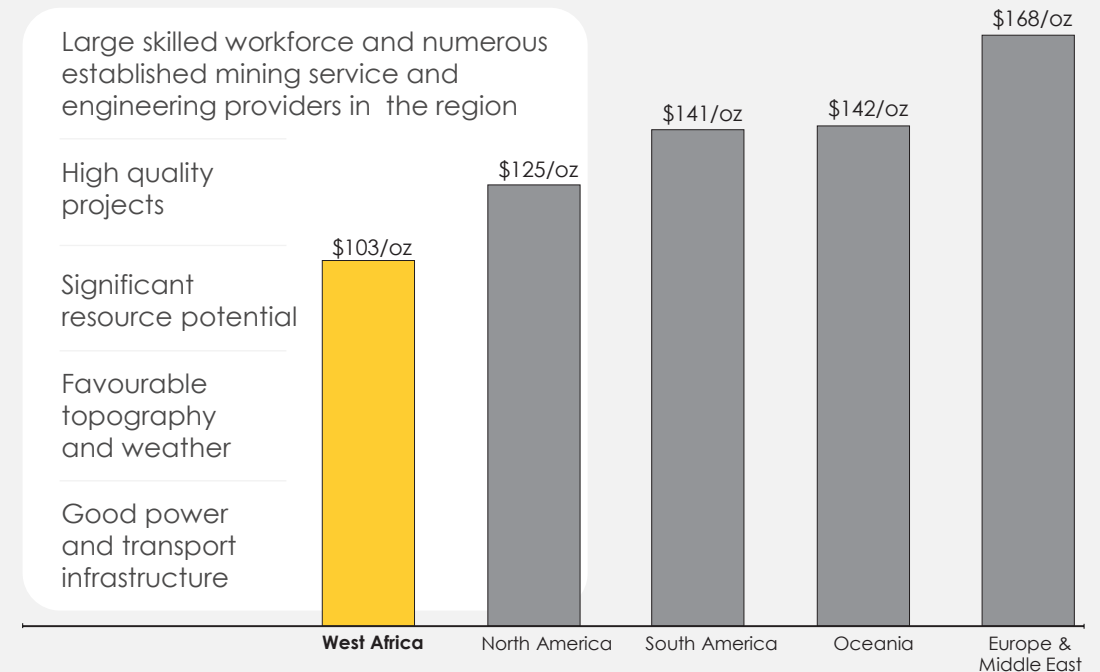


1) Based on expected construction timeline that remains on track as of 22 March 2023
Source: S&P Global, Endeavour Mining. West Africa consists of Cote d'Ivoire, Burkina Faso, Guinea, Senegal, and Mali.

GOLD PROJECT CONSTRUCTION

Capital intensity calculated as development capital costs divided by M&I resource as per the feasibility study

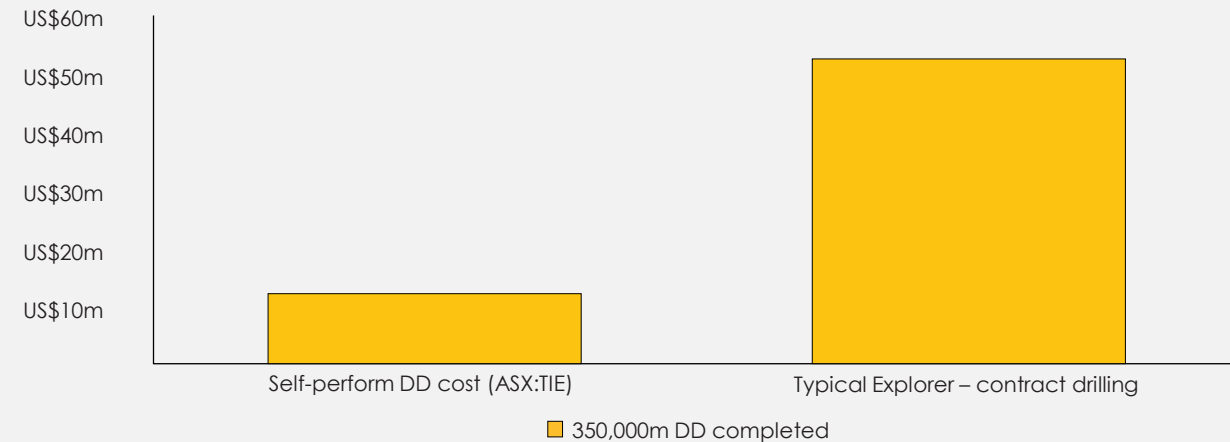
Low capital intensity with industry-wide track record of delivering projects on time and on budget



Source: S&P Global, Endeavour Mining. Considers primary Au mines with over 1 Moz in M&I resources, with capital cost estimate published after 1 January 2018



Drilling Exploration Dollars Further



WE OWN OUR DIAMOND DRILL RIGS

- Diamond drilling commenced on 24 October 2023 with our first two rigs
- We now own eight diamond drill rigs and 80,000m diamond drilling consumables purchased
- **100,000m** of drilling planned at Boundiali to drive resource growth in CY2025
- **30,000m** of drilling planned at Napié to drive resource growth in CY2025

ONGOING DRILLING OPERATIONS

- Proven game-changing strategy for junior explorers
- Reduce drilling costs by up to +65%
- Reduce cash burn – less capital needed to keep rigs spinning – minimise dilution
- Fast tracking resource growth
- Small footprint and man portable
- Owners have done it before - e.g. Tietto Minerals*

Why Invest in Aurum Resources?



- **2.5Moz Gold Resource:** Combined resource across Boundiali and Napié projects.
- **Exploration Upside:** Both projects have potential to grow resources through drilling.
- **Cost-Effective Exploration:** In-house diamond drilling fleet reduces costs by up to 65% and accelerates resource growth.
- **Experienced Leadership:** Proven track record of creating shareholder value.

		2025			
		Q1	Q2	Q3	Q4
Boundiali	100,000m DD drilling				
	First Mineral Resource update				
	Second Mineral Resource update				
	Boundiali PFS				
Napié					
	30,000m DD drilling				
	First Mineral Resource update				



aurum resources

Contact us + 61 8 6559 1792

Troy Flannery

Chairman

Email: contact@aurumres.com.au

Dr Caigen Wang

Managing Director

Email: contact@aurumres.com.au

Mark Strizek

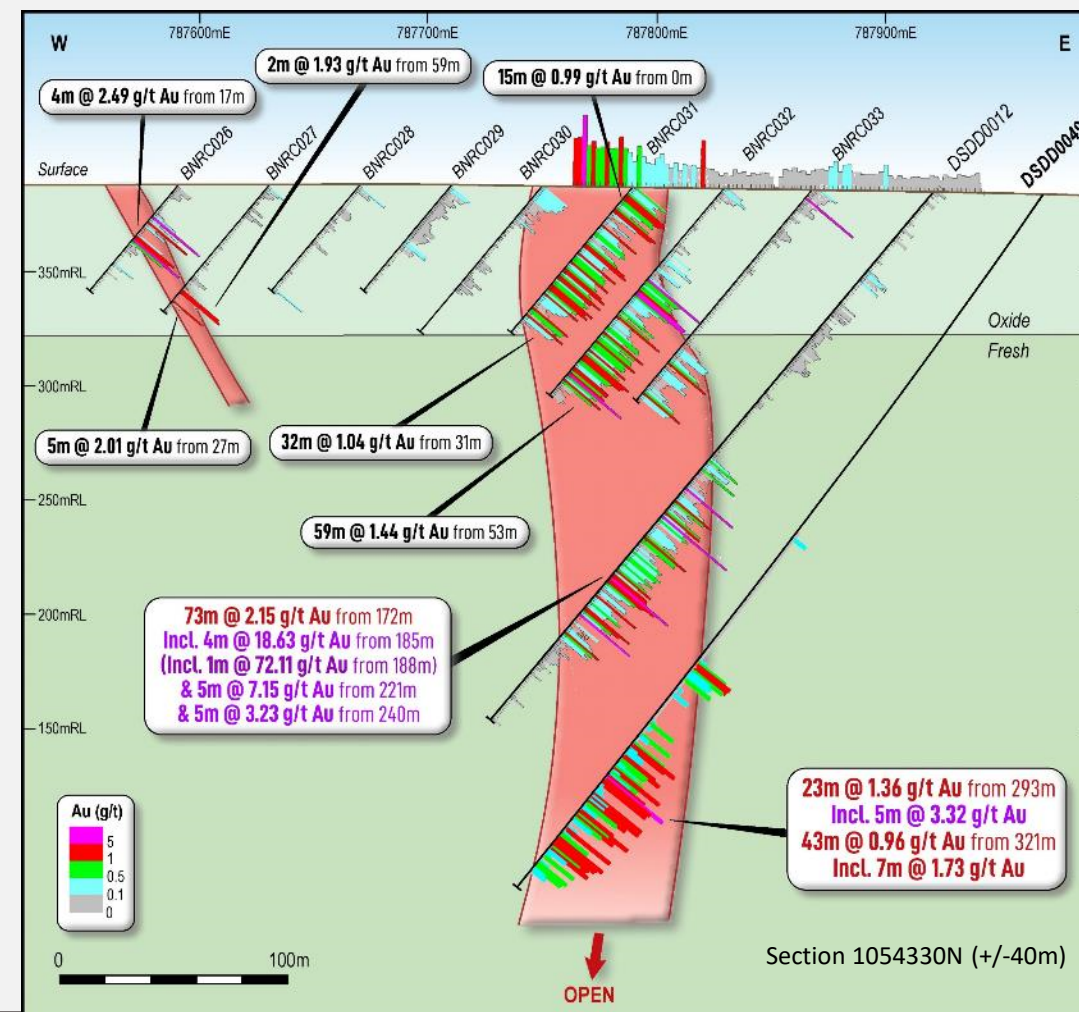
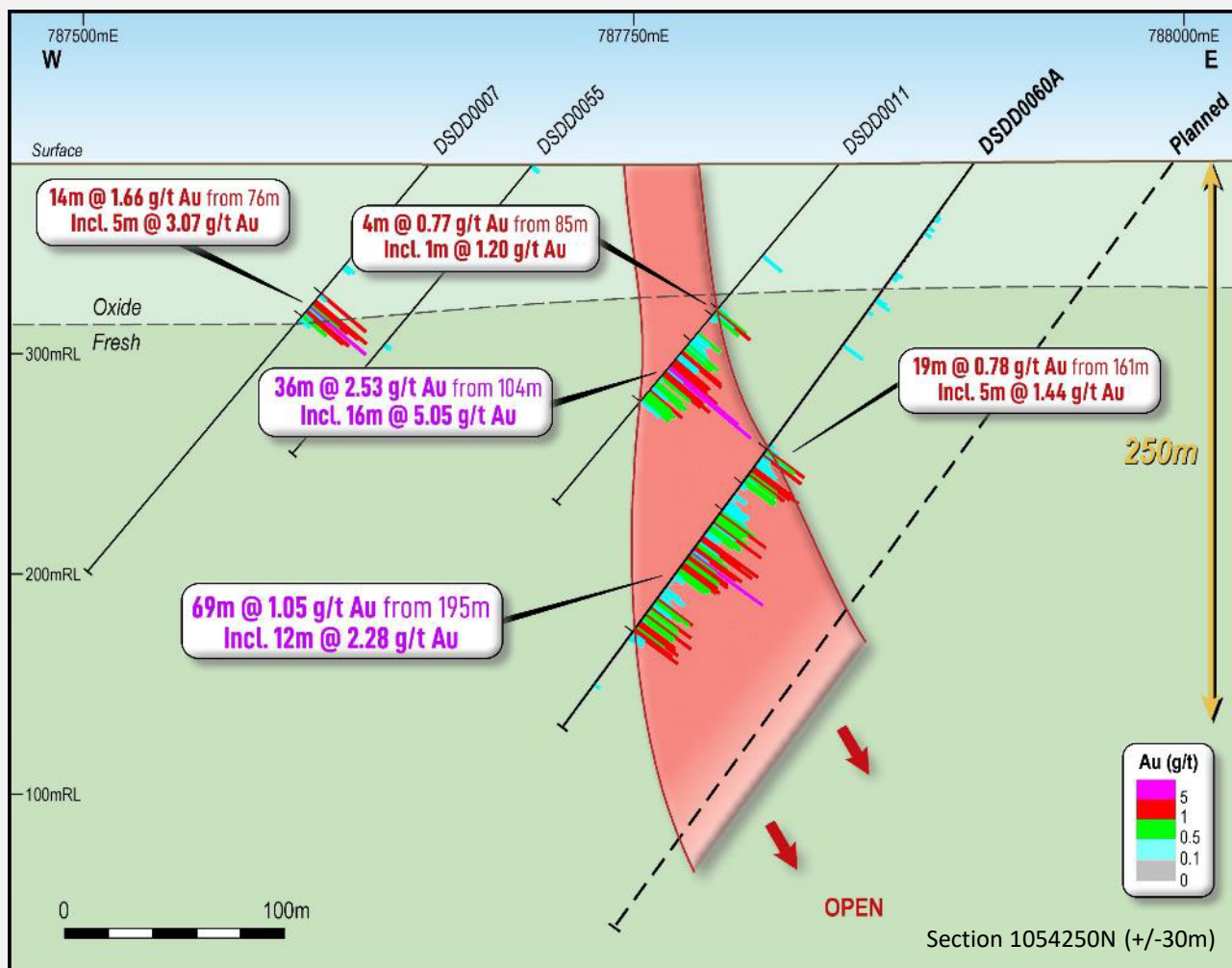
Executive Director

Email: contact@aurumres.com.au



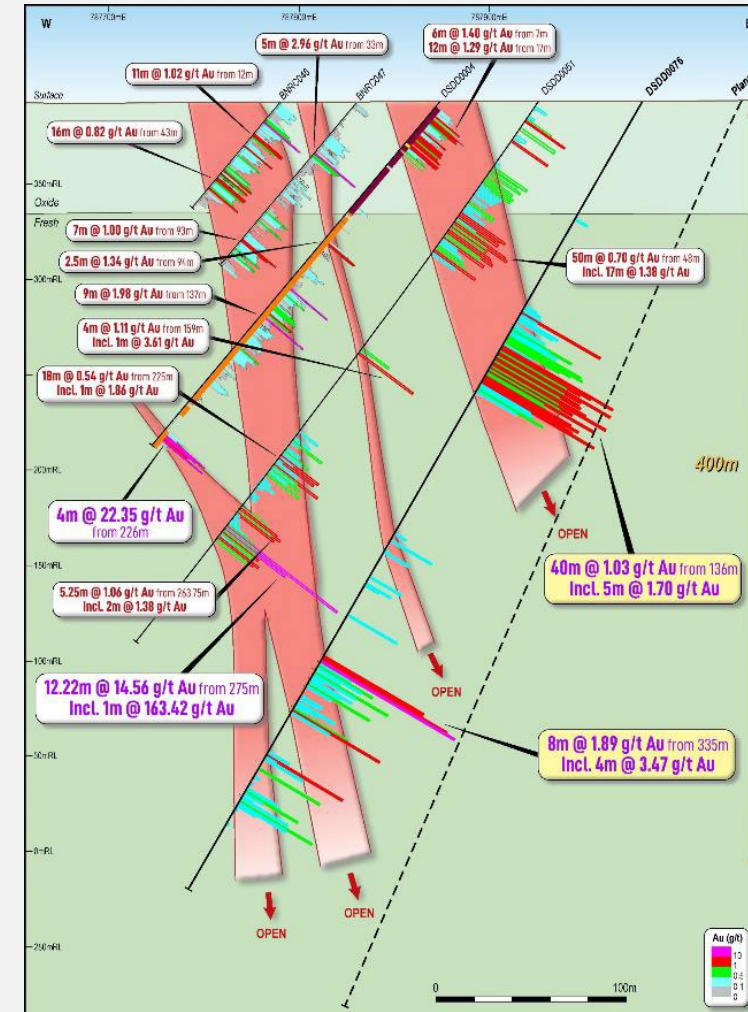
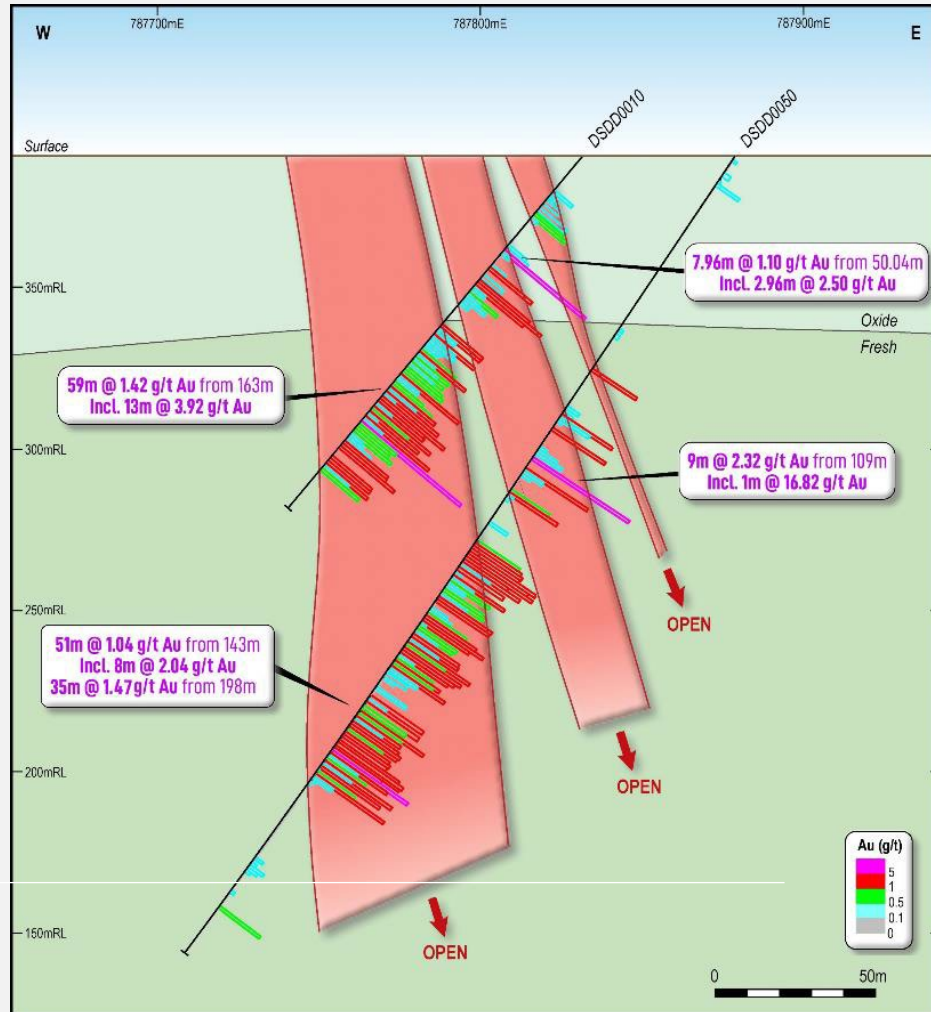
BD Gold JV Project - 13km by 3km Gold Corridor

BD TARGET 1 X-SECTIONS



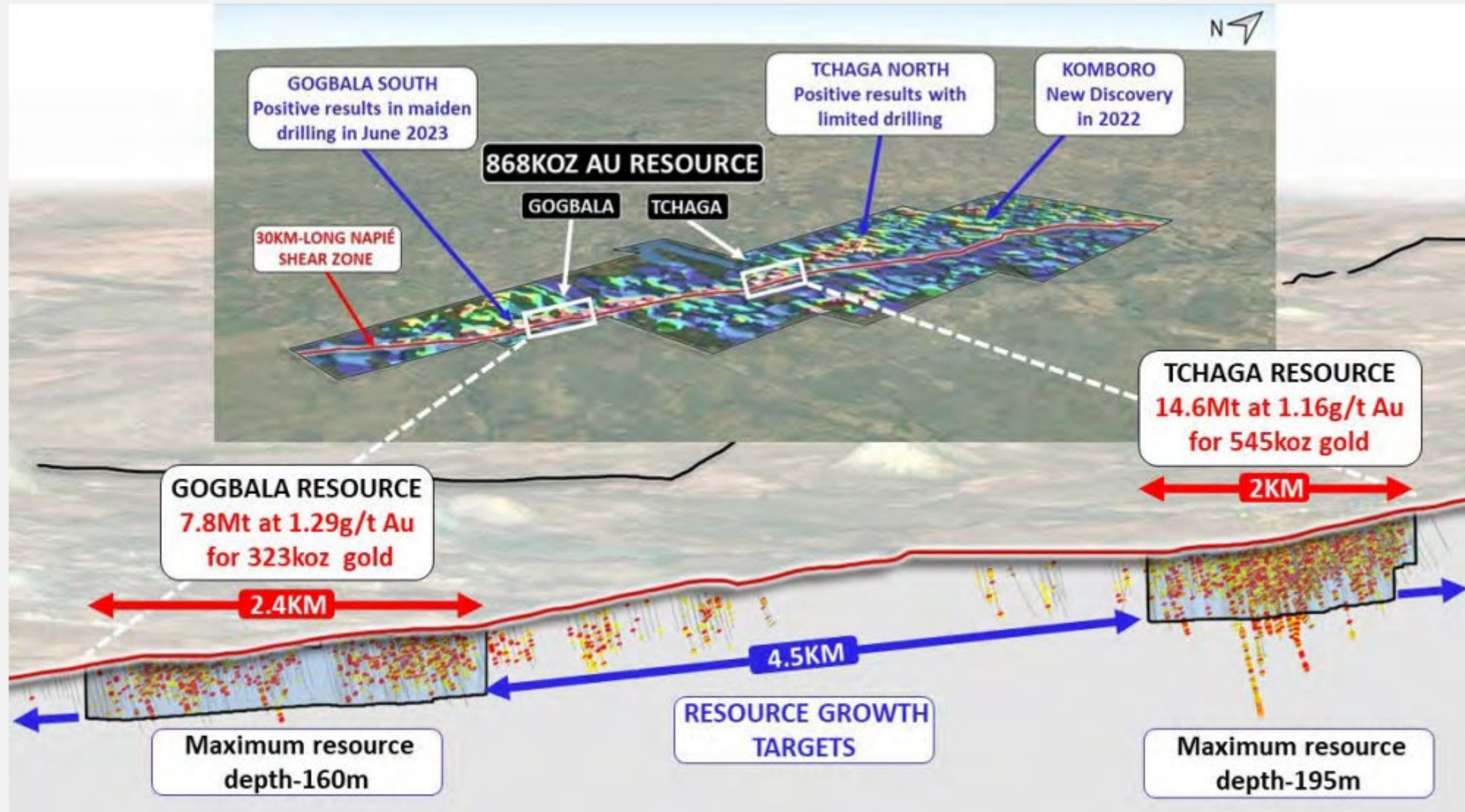
BD Gold JV Project - 13km by 3km Gold Corridor

BD TARGET 1 X-SECTIONS



Napié Project

Significant potential along strike and at depth



Aurum's Projects



The 1.6Moz Boundiali Gold Project is comprised of four neighbouring exploration tenements (Figure 3):

- 1) Boundiali Minex Tenement PR0893 ("**BM**"), 400km², holder Minex West Africa, Aurum (80%) can have between 80-88% in a mining licence through its fully owned subsidiary Plusor Global Pty Ltd ("Plusor").
- 2) Boundiali DS tenement PR808 ("**BD**"), 260km², holder DS Resources Joint Venture Company, of which Aurum is 80% share capital owner through its fully owned subsidiary Plusor.
- 3) Boundiali South tenement PR414 ("**BS**"), 1 67.34km² and is located directly south of Aurum's BD and BM tenement. The **BS** exploration tenement was granted to Predictive Discovery Côte d'Ivoire SARL on 1 August 2014 and has been renewed. Predictive Discovery Côte d'Ivoire SARL (89% owned by Turaco Gold Limited and 11% owned by Predictive Discovery Limited) agreed to sell 100% interest to Aurum, subject to Aurum obtaining a renewal of the Boundiali South tenement (or the granting of a replacement tenement) and being satisfied that the terms of the renewal (or replacement) do not restrict exploration or potential future mining rights, along with all required Government approvals.
- 4) Boundiali North tenement PR283 ("**BN**"), 208.87km², under renewal, Aurum to earn up to 70% interest through its wholly owned subsidiary Plusor.

Mako Gold is a 91.38% owned subsidiary of Aurum. Aurum lodged notice with ASIC and ASX to compulsory acquire the remaining shares on 29 January 2025 and holds the following projects:

- 1) 0.87Moz Napié Gold Project. 90% Mako & African American Investment Fund (AAIF) has a 10% interest in the Napié Project free carried to completion of a feasibility study.
- 2) Korhogo Project (100%), significant manganese discovery
- 3) Brobo Project (100%), prospective for lithium/rare earths.

Aurum Mineral Resources JORC 2012



Statement of Boundiali Mineral Resources by Deposit as at 29 December 2024. Reported at 0.5 g/t Au cut off within pit shells; and 1.0 g/t Au cut off below the pit shells^[1]

Area	Class	Oxide			Transition			Fresh			Total		
		Quantity (Mt)	Au (g/t)	Au	Quantity (Mt)	Au (g/t)	Au	Quantity (Mt)	Au (g/t)	Au	Quantity (Mt)	Au (g/t)	Au (KOz)
				(Oz)			(KOz)						
BST	Indicated	0.8	1.1	30,000	0.7	1.2	30,000	2.4	1.0	80,000	3.9	1.1	130,000
	Inferred	0.6	1.0	20,000	1.3	1.0	40,000	5.1	1.0	160,000	7.1	1.0	220,000
	Sub Total	1.4	1.1	50,000	2.0	1.0	70,000	7.6	1.0	240,000	11.0	1.0	360,000
BDT1	Indicated												
	Inferred	0.8	0.9	20,000	0.3	0.9	10,000	10.8	0.9	310,000	11.9	0.9	340,000
	Sub Total	0.8	0.9	20,000	0.3	0.9	10,000	10.8	0.9	310,000	11.9	0.9	340,000
BDT2	Indicated												
	Inferred	0.1	0.8	3,000	2.1	0.8	60,000	14.1	0.8	380,000	16.3	0.8	440,000
	Sub Total	0.1	0.8	3,000	2.1	0.8	60,000	14.1	0.8	380,000	16.3	0.8	440,000
BMT1	Indicated												
	Inferred	0.3	1.0	10,000	0.1	1.0	3,000	7.1	1.3	288,000	7.5	1.2	300,000
	Sub Total	0.3	1.0	10,000	0.1	1.0	3,000	7.1	1.3	288,000	7.5	1.2	300,000
BMT3	Indicated												
	Inferred	0.2	1.1	10,000	0.3	1.1	10,000	3.8	1.1	130,000	4.2	1.1	150,000
	Sub Total	0.2	1.1	10,000	0.3	1.1	10,000	3.8	1.1	130,000	4.2	1.1	150,000
All	Indicated	0.8	1.2	30,000	0.7	1.3	30,000	2.4	1.0	80,000	3.9	1.0	130,000
	Inferred	2.0	1.0	60,000	4.1	0.9	120,000	40.8	1.0	1,270,000	47.0	1.0	1,450,000
	Total	2.8	1.0	90,000	4.8	1.0	150,000	43.3	1.0	1,350,000	50.9	1.0	1,590,000

Napié Mineral Resource Estimate; On 14 June 2022, a maiden Mineral Resource Estimate was reported in accordance with JORC (2012) comprising two deposits, Tchaga and Gogbala.^[2] Resources reported at a cut-off grade of 0.6g/t gold. Differences may occur in totals due to rounding.

Deposit	Category	Tonnes (Mt)	Grade (g/t Au)	Au (koz)
Tchaga	Inferred	14.6	1.16	545
Gogbala	Inferred	7.8	1.29	323
Global Resource	Total	22.5	1.20	868

AURUM RESOURCES

^[1] “Aurum delivers 1.6Moz Maiden JORC Resource at Boundiali Gold Project” released to the Australian Securities Exchange on 30 December 2024 and amended on 31 December 2024 and available to view on www.asx.com.au.

^[2] “Napie Project Listing Rule 5.6 Disclosure (Amended)” released to the Australian Securities Exchange on 4 February 2025 and available on www.asx.com.au.