



ACN: 635 842 143

ASX: CVR

Interim Report for the Half Year Ended
31 December 2024

Contents

Corporate Directory	3
Directors' Report	4
Auditor's Independence Declaration	12
Condensed Statement of Profit or Loss and Other Comprehensive Income	13
Condensed Statement of Financial Position	14
Condensed Statement of Changes in Equity	15
Condensed Statement of Cash Flows	16
Notes to the Financial Statements	17
Directors' Declaration	22
Independent Auditor's Review Report	23

Corporate Directory

Directors

Ranko Matic	Executive Chairman
Daniel Tuffin	Executive Technical Director
Anthony Keers	Non-executive Director

Company Secretaries

Damon Cox
Simon Acomb – Chief Financial Officer

Registered Office

Level 2, 22 Mount Street
Perth WA 6000
Telephone: +61 8 6188 8181

Auditors

HLB Mann Judd
Level 4, 130 Stirling Street
Perth WA 6000

Share Registry

Automic Pty Ltd
Level 5, 191 St Georges Terrace
Perth WA 6000
Telephone: 1300 288 664

Stock Listing Exchange

Australian Securities Exchange (ASX)
Code: CVR

Cavalier Resources Limited
Directors' Report
31 December 2024

The Directors present their report, together with the financial statements, on Cavalier Resources Limited (referred to hereafter as the 'Company') for the financial half-year ended 31 December 2024 (the 'period' or 'half-year').

Directors

The following persons were directors of Cavalier Resources Limited during the period and up to the date of this report, unless otherwise stated:

Ranko Matic
Daniel Tuffin
Anthony Keers

Principal activities

During the period, the Company's principal activities included mineral exploration.

Dividends

No dividends were paid or declared during the period. No dividend has been recommended.

Review of operations

The loss for the Company after providing for income tax for the period was \$298,130 (31 December 2023: \$326,854).

Corporate

During the period, the Company undertook a non-renounceable rights issue that raised \$1.735 million before issue costs.

The rights issue received strong support from the Company's existing shareholders with a total of \$1.278 million raised through acceptances, comprising 73.7% of the total amount sought under the rights issue.

Daltons Equities (lead manager to the issue) completed the capital raising with a placement of the \$0.456 million shortfall to sophisticated, professional and institutional investors.











The funds raised were to be primarily deployed to enable the Company to advance towards production commencing at the Stage 1 open pit at the Crawford Gold Project.

Crawford Gold Project, Leonora

As announced to the ASX on 13 February 2025, in a significant achievement for the Company, all regulatory mining approval documentation relating to the Mining Act and Environmental Protection Act for Stage 1 has now been submitted to the Department of Energy, Mines, Industry Regulation and Safety (DEMIRS) for review.

This sees the finalisation of all required major groundwork, testing, studies and approval works required to commence mining at the Crawford Stage 1 open pit gold mine (subject to final approvals and native title).

Major works have included:







-  Surface environmental flora and fauna site surveys
-  Subterranean fauna study
-  Hydrogeological study
-  Surface water assessment
-  Ore & waste environmental tests / soils characterisation
-  Archaeological and ethnographic baseline assessment
-  Metallurgical test work
-  Geotechnical study
-  Heap leach metallurgical test work and plant studies
-  Pre-Feasibility study

The following parties contributed to these works:

	Exploration Geology:	Asgard Metals and Geomin Consulting
	Resource Estimation:	Auranmore Consulting
	Geotechnical:	Peter O'Bryan and Associates
	Groundwater:	Geowater Consulting
	Mining Engineering:	Auralia Mining Consulting
	Metallurgical:	Kappes, Cassidy & Associates Australia and ALS Metallurgy
	Environmental:	Native Vegetation Solutions and Terrestrial Ecosystems
	Processing:	CPC Engineering
	Safety, EMP & PMP:	OH&S Systems Management Australia
	Approval Reporting:	Talis Consultants

Environmental baseline studies indicate there are no significant environmental factors which trigger the requirement for approval under Part IV of the Environmental Protection Act (1986) WA, or the Commonwealth Environmental Protection and Biodiversity Conservation Act (1999).

Compilation of the relevant Mining Act and Environmental Protection Act Approvals have been submitted on schedule, including:

-  Project Management Plan (DEMIRS, approved)
-  Mining Proposal (DEMIRS)
-  Mine Closure Plan (DEMIRS)
-  Native Vegetation Clearing Permit (DEMIRS, final stages of approval)
-  Works Approval (DWER)
-  Applications under the Rights in Water and Irrigation Act (1914) WA: (DWER, under assessment)

All required approvals have now been submitted as per the approvals submission schedule. Stakeholder engagement and consultation with traditional owners is continuing, as is final detailed process plant design and procurement stream works.

The mining approvals process for the Crawford Gold Project followed the completion of a Pre-Feasibility Study (PFS) and maiden Ore Reserve in March 2024.

The PFS resulted in an Ore Reserve of 1,002,000 tonnes at 0.9g/t for 29,300 ounces of gold, with a pre-CAPEX undiscounted cash flow of A\$23.7M using a gold price of A\$2,900/oz.

The Ore Reserve relates specifically to the conversion of Indicated Resources to Probable Ore Reserves only within the Crawford Stage 1 pit design and includes consideration of the modifying factors.

Table 1: Crawford Ore Reserve

Reserve Classification	Ore Tonnes	Gold (g/t)	Gold Produced (Oz)
Probable	1,002kt	0.91	29,300
Total	1,002kt	0.91	29,300

Some errors may occur due to rounding. Mineral Resources are reported inclusive of Ore Reserves. Ore Reserves are based on a gold price of \$2,900/oz. A cut-off grade of 0.3g/t was calculated based on the base case cost and processing recovery inputs and was used to generate the production schedule and calculate the Ore Reserve. Note that Ore Reserves are susceptible to geological, economic, geotechnical, permitting, metallurgical, mining, processing and other factors.

For more information on the Ore Reserve and PFS, please refer to the ASX announcement on 14 March 2024.

Cautionary Statement:

The production target and forecast financial information referred to in this report comprises Indicated Mineral Resources (99.8%) and Inferred Mineral Resources (0.2%) within the planned Stage 1 oxidised pit at the Crawford Gold Project. There is a low-level of geological confidence associated with Inferred mineral resources and there is no certainty that further exploration work will result in the determination of Indicated mineral resources or that the production target itself will be realised.

Subsequent to the period, on 20 February 2025, the Company announced that it has signed a non-binding term sheet for a US\$11 million (A\$17.5 million) stream finance facility with Raptor. These funds would fully finance the development of the Crawford Gold Stage 1 open pit and in addition fund near-mine extensional infill drilling in order to upgrade further portions of the current Resource to Ore Reserves and potential future open pit stages.

The facility amount is in excess of the A\$13.2 million peak capital drawdown requirement outlined in the PFS, providing a significant working capital contingency balance for the Company.

A stream finance facility is a structured alternative financing product whereby the facility provider agrees to advance a facility amount in exchange for a percentage of future gold production up to an agreed total amount of ounces. The stream finance facility is non-dilutive to shareholders and does not require any additional equity capital be raised to advance into production at Stage 1, ensuring that any potential returns and earnings on a per share basis are maximised.

The non-binding term sheet contemplates delivery of up to 11,000 ounces of gold from the Crawford Gold Project, to be delivered on the basis of one ounce of gold for every 3.25 ounces produced on a delivery schedule to be agreed. Any ounces remaining to be delivered at the conclusion of Stage 1 can either be delivered early at Cavalier's discretion from its allocation or carried forward to be delivered from potential future open pit stages.

Should the parties proceed to a binding agreement, Raptor will receive a transaction fee of 1.5% of the facility amount to be retained on drawdown.

The term sheet remains subject to additional due diligence, agreement of binding terms and execution of definitive binding documentation and to various regulatory and Board approvals, including grant of all relevant mining approvals. Both parties will enter a 60-day Due Diligence (DD) review period during which time they may progress negotiation on the binding terms of the proposed financing, in parallel with the due diligence process, should conditions precedent be met.

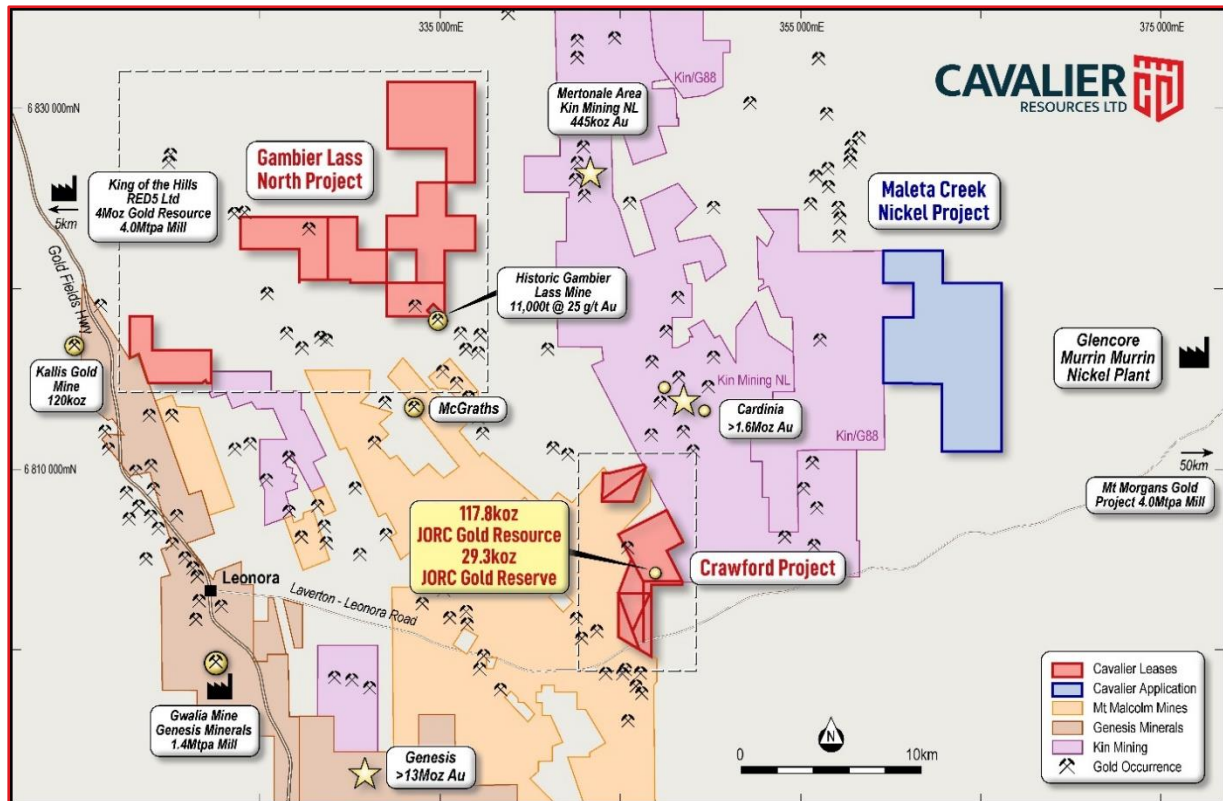


Figure 1: Cavalier's Leonora Projects, with Resource and Reserve Figures at Crawford Highlighted

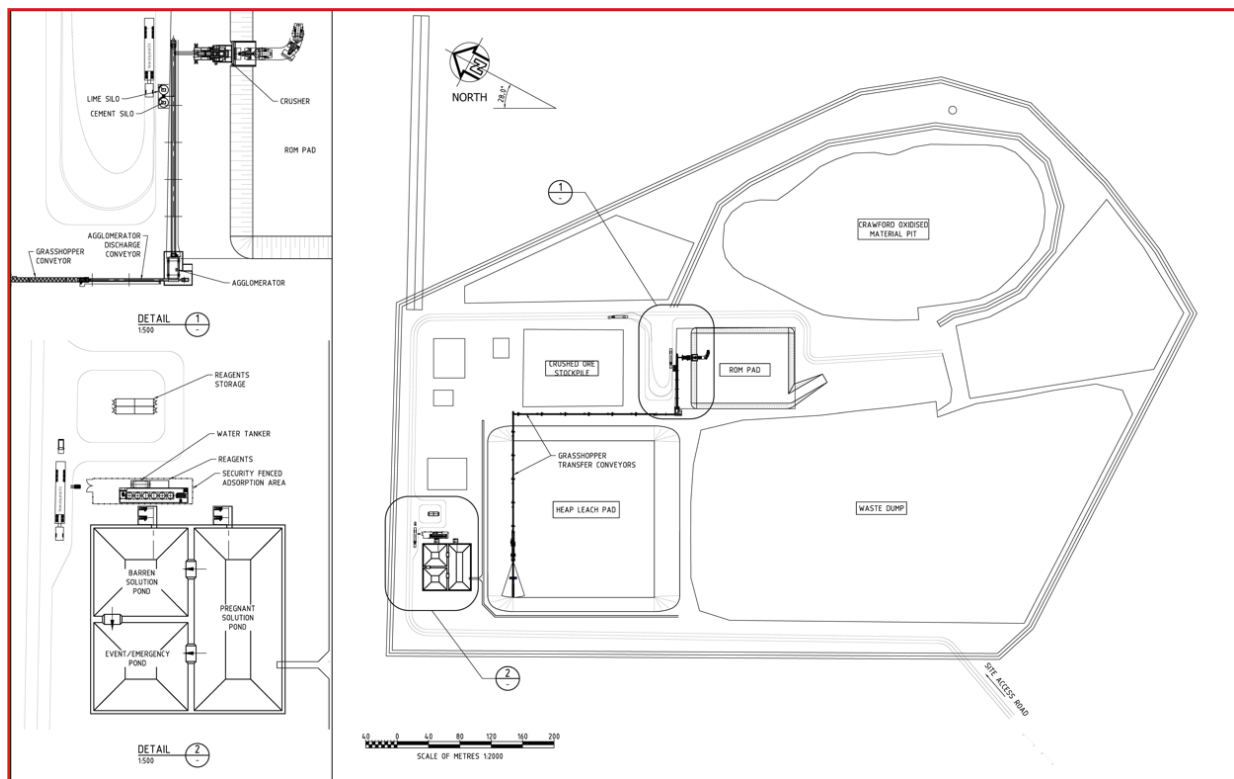


Figure 2: Crawford Gold Stage 1 Detailed Site Plan

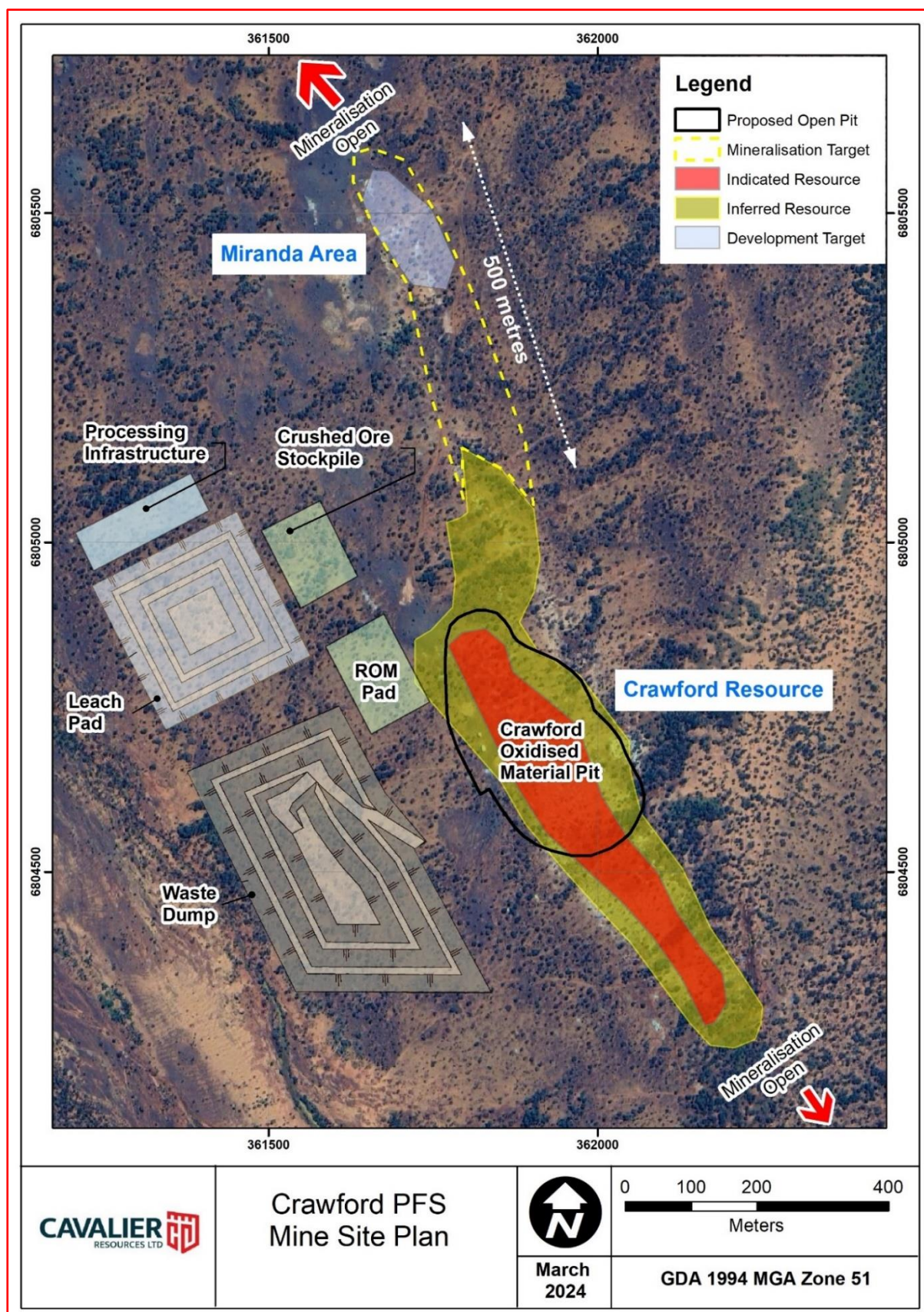


Figure 3: Crawford Gold Stage 1 Simplified Open Pit Site Plan Outlining the Current Resource and Potential Extensions to the Resource and Mining

Ella's Rock Lithium Project, Forrestania

The Ella's Rock Project consists of six granted exploration licences (two in application). 50km north lies Wesfarmers' Mt Holland high-grade lithium hydroxide project, with Allkem's coarse grained lithium-bearing pegmatite Mt Cattlin Lithium Project lying 90km south in Ravensthorpe.

During the period, the Company announced the results of 2,398 metres of drilling for 57 aircore holes at the Ella's Rock Li-Au-Ni Project (see ASX release on 11 September 2024).

The programme was designed to test the two southern anomalous geochemical targets located within the main Ella's Rock lease (E74/662) - Fitzgerald and Baché. These targets were discovered and then delineated via a comprehensive soils programme carried out over the entirety of the lease (see Figure 4). The results indicated the potential for all three anomalies to be Lithium-Caesium-Tantalum (LCT) targets (see ASX release on 28 June 2023).

The geochemical targets were further defined by Deep Ground Penetrating Radar (DGPR), with multiple linear features detected and interpreted to be potential pegmatitic Dykes (see ASX release on 28 September 2023).

The Company undertook a wide spaced, 200 x 300m shallow soils programme at the Ella's Rock North project area. The programme consisted of 406 samples and targeted an area delineated and based on interpretation of historical soils results from Ella's Rock (see ASX release on 31 October 2022).

Samples from were submitted to a Perth analytical laboratory for analysis; initial interrogation of the geochemical dataset has revealed four anomalous areas, indicating the presence titanium-bearing mineralisation. Further detailed review of the results is ongoing.

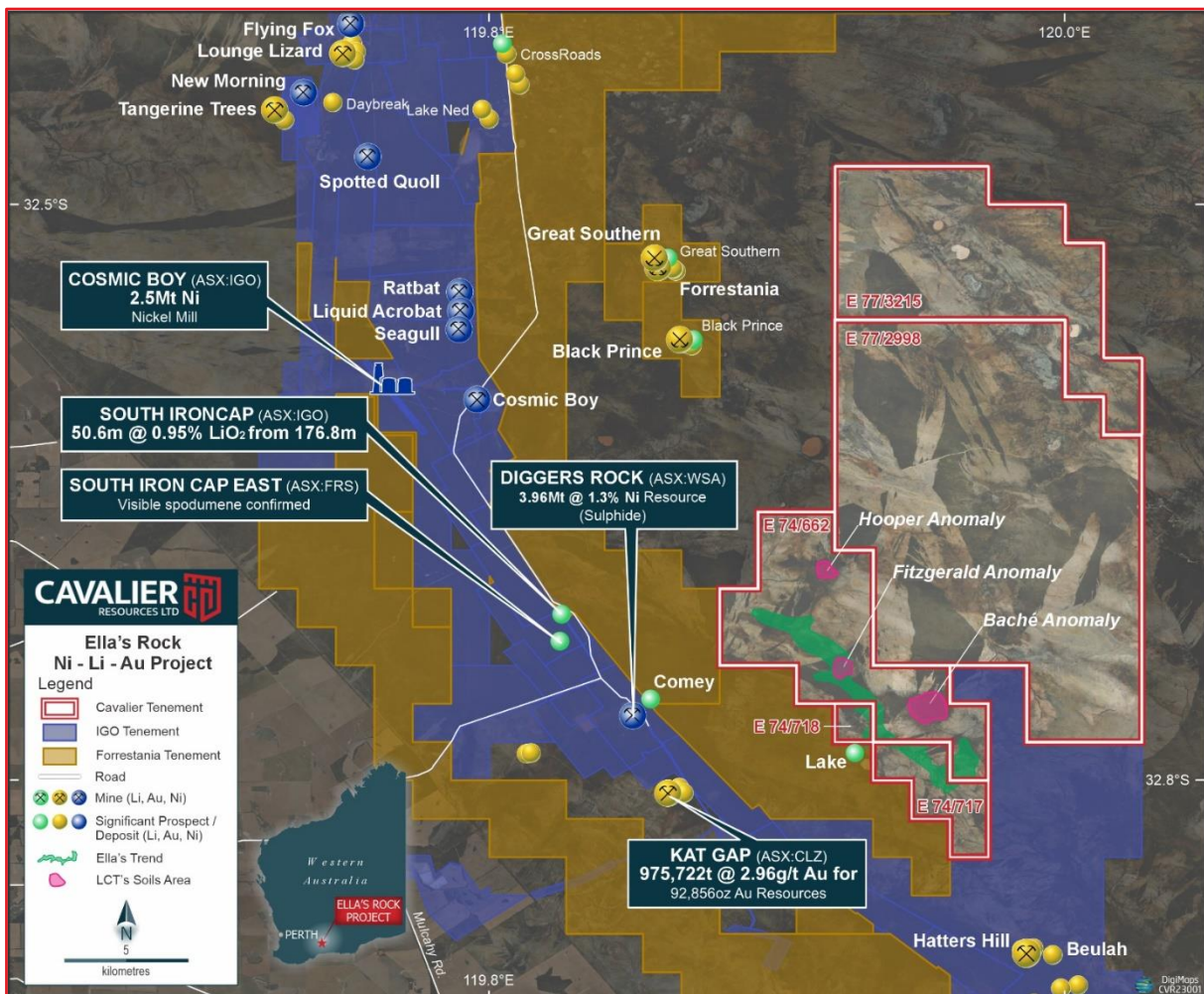


Figure 4: Ella's Rock Li-Au-Ni Project

Competent Persons' Statements

The information in this report relating to geology and Exploration Results is based on information compiled, reviewed and assessed by Mr. Paddy Reidy, who is a Member of the Australasian Institute of Mining and Metallurgy. Mr. Reidy is a consultant to the Company and has sufficient experience which is relevant to the style of mineralisation and type of deposit under consideration and to the activity which he is undertaking to qualify as a Competent Person as defined by the 2012 Edition of the Australasian Code for reporting of Exploration Results, Mineral Resources and Ore Reserves (JORC Code).

The scientific or technical information in this report that relates to metallurgical testwork and mineral processing for oxide mineralisation is based on information compiled or approved by Randall Pyper. Randall Pyper is an employee of Kappes, Cassiday & Associates Australia Pty Ltd and is considered to be independent of Cavalier Resources Limited. Randall Pyper is a Fellow of the Australasian Institute of Mining and Metallurgy and has sufficient experience which is relevant to the commodity, style of mineralisation under consideration and activity which he is undertaking to qualify as a Qualified Person under National Instrument 43-101.

The information in this report that relates to Ore Reserves is based on information compiled by Anthony Keers, a Competent Person who is a Member and Chartered Professional (CP Mining) of The Australasian Institute of Mining and Metallurgy. Anthony Keers is Managing Director of Auralia Mining Consulting and Non-Executive Director of Cavalier Resources Ltd. Anthony Keers has sufficient experience that is relevant to the type of deposit and proposed mining method under consideration and to the activity being undertaken to qualify as a Competent Person as defined in the 2012 Edition of the Australasian Code for Reporting of Exploration Results, Mineral Resources and Ore Reserves (JORC Code).

The Company confirms that it is not aware of any new information or data that materially affects the information included in the original market announcement and, in the case of estimates of Mineral Resources or Ore Reserves, that all material assumptions and technical parameters underpinning the estimates in the relevant market announcement continue to apply and have not materially changed. The Company confirms that the form and context in which the Competent Person's findings are presented have not been materially modified from the original market announcement.

The Company further confirms that all the material assumptions underpinning the production target, or the forecast financial information derived from the production target, in the initial public report continue to apply and have not materially changed.

Significant changes in the state of affairs

There were no significant changes in the state of affairs of the Company during the period, other than as set out elsewhere in this report.

Matters subsequent to the end of the period

Subsequent to the period, on 20 February 2025, the Company announced that it has signed a non-binding term sheet for a US\$11 million (A\$17.5 million) stream finance facility with Raptor. These funds would fully finance the development of the Crawford Gold Stage 1 open pit and in addition fund near-mine extensional infill drilling in order to upgrade further portions of the current Resource to Ore Reserves and potential future open pit stages.

The term sheet remains subject to additional due diligence, agreement of binding terms and execution of definitive binding documentation and to various regulatory and Board approvals, including grant of all relevant mining approvals. Both parties will enter a 60-day Due Diligence (DD) review period during which time they may progress negotiation on the binding terms of the proposed financing, in parallel with the due diligence process, should conditions precedent be met.

There have been no other matters or circumstances that have arisen since 31 December 2024 that have significantly affected, or may significantly affect the Company's operations, the results of those operations, or the Company's state of affairs in future financial years.

Auditor's independence declaration

A copy of the auditor's independence declaration as required under section 307C of the *Corporations Act 2001* is set out immediately after this directors' report.

This report is made in accordance with a resolution of directors, pursuant to section 306(3)(a) of the *Corporations Act 2001*.

On behalf of the directors



Ranko Matic
Executive Chairman
28 February 2025
Perth

AUDITOR'S INDEPENDENCE DECLARATION

As lead auditor for the review of the financial report of Cavalier Resources Ltd for the half-year ended 31 December 2024, I declare that to the best of my knowledge and belief, there have been no contraventions of:

- a) the auditor independence requirements of the *Corporations Act 2001* in relation to the review; and
- b) any applicable code of professional conduct in relation to the review.



Perth, Western Australia
28 February 2025

B G McVeigh
Partner

hlb.com.au

HLB Mann Judd ABN 22 193 232 714

A Western Australian Partnership

Level 4, 130 Stirling Street, Perth WA 6000 / PO Box 8124 Perth BC WA 6849

T: +61 (0)8 9227 7500 **E:** mailbox@hlbwa.com.au

Liability limited by a scheme approved under Professional Standards Legislation.

HLB Mann Judd is a member of HLB International, the global advisory and accounting network.

Cavalier Resources Limited
Condensed Statement of Profit or Loss and Other Comprehensive Income
For the half-year ended 31 December 2024

	Notes	31 December 2024 \$	31 December 2023 \$
Interest income		4,085	28,945
Other income		53,414	90
Administration expenses		(128,593)	(144,185)
Audit fees		(20,344)	(10,788)
Director fees		(86,152)	(84,630)
Insurance expenses		(10,052)	(10,227)
Legal expenses		(18,429)	(16,741)
Pre-tenure exploration expenditure		(7,392)	(4,651)
Share-based payment expenses	7	(84,667)	(84,667)
Loss before income tax		(298,130)	(326,854)
Income tax expense		-	-
Loss after income tax expense for the period		(298,130)	(326,854)
Other comprehensive income		-	-
Total comprehensive loss for the period		(298,130)	(326,854)
Basic and diluted loss per share (cents per share)	6	(0.61)	(0.75)

The above condensed statement of profit or loss and other comprehensive income should be read in conjunction with the accompanying notes

Cavalier Resources Limited
Condensed Statement of Financial Position
As at 31 December 2024

	Notes	31 December 2024 \$	30 June 2024 \$
Assets			
Current assets			
Cash and cash equivalents		1,285,349	346,618
Prepayments	3	76,565	50,988
Trade and other receivables		29,319	17,293
Total current assets		1,391,233	414,899
Non-current assets			
Exploration and evaluation expenditure	4	4,136,971	3,848,838
Prepayments	3	200,000	200,000
Total non-current assets		4,336,971	4,048,838
Total assets		5,728,204	4,463,737
Liabilities			
Current liabilities			
Trade and other payables		131,152	318,610
Total current liabilities		131,152	318,610
Total liabilities		131,152	318,610
Net assets		5,597,052	4,145,127
Equity			
Issued capital	5	6,525,841	5,153,077
Reserves		1,208,745	831,454
Accumulated losses		(2,137,534)	(1,839,404)
Total equity		5,597,052	4,145,127

The above condensed statement of financial position should be read in conjunction with the accompanying notes

Cavalier Resources Limited
Condensed Statement of Changes in Equity
For the half-year ended 31 December 2024

	Notes	Issued capital	Reserves	Accumulated losses	Total equity
		\$	\$	\$	\$
Balance at 1 July 2023		5,153,077	663,040	(1,103,864)	4,712,253
Loss after income tax expense for the period		-	-	(326,854)	(326,854)
Other comprehensive income for the period, net of tax		-	-	-	-
Total comprehensive loss for the period		-	-	(326,854)	(326,854)
Transactions with owners in their capacity as owners:					
Share based payments	7	-	84,667	-	84,667
Balance at 31 December 2023		5,153,077	747,707	(1,430,718)	4,470,066
Balance at 1 July 2024		5,153,077	831,454	(1,839,404)	4,145,127
Loss after income tax expense for the period		-	-	(298,130)	(298,130)
Other comprehensive income for the period, net of tax		-	-	-	-
Total comprehensive loss for the period		-	-	(298,130)	(298,130)
Transactions with owners in their capacity as owners:					
Contributions of equity	5, 7	1,372,764	292,624	-	1,665,388
Share based payments	7	-	84,667	-	84,667
Balance at 31 December 2024		6,525,841	1,208,745	(2,137,534)	5,597,052

The above condensed statement of changes in equity should be read in conjunction with the accompanying notes

Cavalier Resources Limited
Condensed Statement of Cash Flows
For the half-year ended 31 December 2024

	31 December 2024 \$	31 December 2023 \$
Cash flow from operating activities		
Payments to suppliers and employees	(345,215)	(281,554)
Payments for exploration expenditure	(7,546)	(4,647)
Interest received	6,525	32,025
Research and development tax offset received	53,414	-
Net cash used in operating activities	(292,822)	(254,176)
Cash flow from investing activities		
Payments for exploration and evaluation expenditure	(433,835)	(627,500)
Net cash used in investing activities	(433,835)	(627,500)
Cash flow from financing activities		
Proceeds from issue of shares, net of costs	1,665,388	-
Net cash received from financing activities	1,665,388	-
Net increase/(decrease) in cash and cash equivalents	938,731	(881,676)
Cash and cash equivalents at the beginning of the period	346,618	1,943,637
Cash and cash equivalents at the end of the period	1,285,349	1,061,961

The above condensed statement of cash flows should be read in conjunction with the accompanying notes

Note 1. Basis of preparation

These financial statements for the interim half-year reporting period ended 31 December 2024 have been prepared in accordance with Australian Accounting Standard 134 'Interim Financial Reporting' and the *Corporations Act 2001*, as appropriate for for-profit oriented entities.

These half-year financial statements do not include all the notes of the type normally included in annual financial statements. Accordingly, these half-year financial statements are to be read in conjunction with the annual financial statements for the year ended 30 June 2024.

Accounting policies

The same accounting policies and methods of computation have been followed in these half-year financial statements as were applied in the most recent annual financial statements.

New or amended Accounting Standards and Interpretations adopted

The Company has adopted all of the new or amended Accounting Standards and Interpretations issued by the Australian Accounting Standards Board ('AASB') that are mandatory for the current reporting period.

The adoption of these Accounting Standards and Interpretations did not have any significant impact on the financial performance or position of the Company.

Any new or amended Accounting Standards or Interpretations that are not yet mandatory have not been early adopted. The Company has not yet assessed the impact of these new or amended Accounting Standards and Interpretations.

These half-year financial statements were authorised for issue on 28 February 2025.

Note 2. Going concern

The financial statements have been prepared on the going concern basis, which contemplates the continuity of normal business activities and the realisation of assets and the discharge of liabilities in the normal course of business.

The Company has incurred a net loss after tax for the period ended 31 December 2024 of \$298,130 (2023: loss of \$326,854) and had net operating cash outflows of \$292,822 (2023: \$254,176). As at 31 December 2024, the Company has cash and cash equivalents of \$1,285,349 (30 June 2024: \$346,618).

The ability of the Company to pay its debts as and when they fall due and to continue its exploration and evaluation activities, hence the continued adoption of the going concern assumption, is dependent on the Company raising additional funding as and when required, full or partial divestment of assets, or containing expenditure in line with available funding. The Company is working towards debt raising initiatives and the Directors are confident that it will receive sufficient additional funding.

The Company has the ability to scale back exploration costs and reduce other discretionary expenditure to preserve cash reserves. The cash flow forecast indicates that the Company will have sufficient cash flows to meet all commitments and working capital requirements for the 12-month period from the date of signing this financial report.

On this basis, the Directors are of the opinion that the financial statements should be prepared on a going concern basis and that the Company will be able to pay its debts as and when they fall due and payable.

In the event that the Company is unable to achieve the actions noted above, there is a material uncertainty that may cast significant doubt as to the Company's ability to continue as a going concern.

Cavalier Resources Limited
Notes to the Financial Statements
For the half-year ended 31 December 2024

Note 3. Prepayments

	Dec 2024	June 2024
	\$	\$
<i>Current</i>		
Prepayments	76,565	50,988
<i>Non-Current</i>		
Prepayments	(a) 200,000	200,000

a) Crawford Project

On 22 July 2020, the Company executed a tenement sale agreement with Roman Kings Pty Ltd ('Roman Kings'). Consideration included advance royalty payments of \$100,000 payable on 21 July 2022 and 21 July 2023, if Mining Operations have not commenced before those dates. These payments have now both been made and will be deducted from any future royalty payments.

Note 4. Exploration and evaluation expenditure

	Dec 2024	June 2024
	\$	\$
Exploration and evaluation expenditure – at cost	4,136,971	3,848,838
	6 months to	12 months to
	Dec 2024	June 2024
	\$	\$
Carrying amount at beginning of the period	3,848,838	2,911,639
Capitalised mineral exploration and evaluation expenditure	288,133	937,199
Carrying amount at the end of the period	4,136,971	3,848,838

The ultimate recoupment of exploration and evaluation expenditure carried forward is dependent on successful development and commercial exploitation or, alternatively, sale of the respective areas.

Note 5. Issued capital

	Dec 2024	Dec 2024	June 2024	June 2024
	Shares	\$	Shares	\$
Ordinary shares – fully paid	57,842,217	6,525,841	43,381,666	5,153,077

Movements in ordinary share capital

	No. of	Issue price	\$
	shares		
As at 1 July 2023	43,381,666		5,153,077
As at 30 June 2024	43,381,666		5,153,077
As at 1 July 2024	43,381,666		5,153,077
23 October 2024 – Rights issue	10,654,166	0.12	1,278,501
24 October 2024 – Shortfall placement	3,806,385	0.12	456,766
Share issue costs			(362,503)
As at 31 December 2024	57,842,217		6,525,841

Note 6. Loss per share

	Dec 2024 \$	Dec 2023 \$
a) Reconciliation of earnings to profit or loss:		
Loss used to calculate basic and diluted EPS	(298,130)	(326,854)
	Number	Number
b) Weighted average number of ordinary shares used as the denominator in calculating basic EPS	48,862,276	43,381,666
Weighted average number of dilutive options outstanding	-	-
Weighted average number of ordinary shares outstanding during the half-year used in calculating dilutive EPS	48,862,276	43,381,666
	cents	cents
c) Basic and diluted loss per share	(0.61)	(0.75)

Note 7. Share-based payments

Below are details of share-based payments expensed or capitalised during the period.

a) *Options issued as share issue costs*

On 10 December 2024, 5,164,000 options exercisable at \$0.24 with an expiry date of 11 September 2027 were issued to a broker in lieu of cash for capital raising services provided. The options vest immediately. The value of the options was capitalised to share issue costs. The fair value of the services could not be reliably measured and therefore, a Black-Scholes Option Pricing model was used to determine the value of the options issued.

Inputs have been detailed below:

Input	Broker Options (24c)
Number of options	5,164,000
Grant date	12 September 2024
Expiry date (years)	3.0
Underlying share price	\$0.14
Exercise price	\$0.24
Volatility	80.00%
Risk free rate	3.49%
Dividend yield	0.00%
Value per option	\$0.0567
Total fair value of options	\$292,624

b) *Performance rights issued to Directors as an incentive*

On 10 January 2022, 4,000,000 performance rights were granted to Directors as an incentive for services provided and will be expensed in the Statement of Profit or Loss and Other Comprehensive Income over the vesting period. The fair value of the services could not be reliably measured and therefore, a Hoadleys Hybrid ESO model was used to determine the value of the performance rights ('PRs') issued. Refer to the 30 June 2024 Annual Report for detailed inputs.

The performance rights will vest on achieving a volume-weighted average share price of \$0.30 or more over 20 consecutive trading days.

The share-based payment expense recognised for the period ended 31 December 2024 in respect of these performance rights was \$84,667 (2023: \$84,667).

Cavalier Resources Limited
Notes to the Financial Statements
For the half-year ended 31 December 2024

Note 8: Reserves

	Dec 2024 \$	June 2024 \$
Option reserve (a)	709,024	416,400
Share-based payment reserve (b)	499,721	415,054
	<u>1,208,745</u>	<u>831,454</u>

a) Option reserve

The option reserve is used to recognise the fair value of options issued for capital raising purposes.

	Dec 2024 \$	June 2024 \$
Balance at the beginning of the period	416,400	416,400
Options issued for share issue costs	292,624	-
Balance at the end of the period	<u>709,024</u>	<u>416,400</u>

- i) Refer to Note 7(a) for details on share-based payments.

b) Share-based payment reserve

The share-based payment reserve is used to recognise the fair value of equity instruments issued as share-based payments to directors and employees.

	Dec 2024 \$	June 2024 \$
Balance at the beginning of the period	415,054	246,640
Share-based payment expense (i)	84,667	168,414
Balance at the end of the period	<u>499,721</u>	<u>415,054</u>

- i) Refer to Note 7(b) for details on share-based payments.

Note 9. Contingent liabilities

On 22 July 2020, the Company executed a tenement sale agreement with Roman Kings Pty Ltd ('Roman Kings') for the Crawford Gold Project, including a 1.75% Net Smelter Returns Royalty. Consideration included advance royalty payments of \$200,000 (*refer to Note 3*). These payments will be deducted from any future royalty payments.

There were no other contingent liabilities as at 31 December 2024.

Note 10. Events after the reporting period

Subsequent to the period, on 20 February 2025, the Company announced that it has signed a non-binding term sheet for a US\$11 million (A\$17.5 million) stream finance facility with Raptor. These funds would fully finance the development of the Crawford Gold Stage 1 open pit and in addition fund near-mine extensional infill drilling in order to upgrade further portions of the current Resource to Ore Reserves and potential future open pit stages.

The term sheet remains subject to additional due diligence, agreement of binding terms and execution of definitive binding documentation and to various regulatory and Board approvals, including grant of all relevant mining approvals. Both parties will enter a 60-day Due Diligence (DD) review period during which time they may progress negotiation on the binding terms of the proposed financing, in parallel with the due diligence process, should conditions precedent be met.

No other matters or circumstances have arisen since 31 December 2024 that have significantly affected, or may significantly affect the Company's operations, the results of those operations, or the Company's state of affairs in future financial years.

Note 11. Financial assets and liabilities

The directors consider that the carrying values of financial assets and financial liabilities recognised in the condensed statement of financial position to be approximate to their fair values.

Cavalier Resources Limited
Directors' Declaration
31 December 2024

In the directors' opinion:

- the attached financial statements and notes comply with the *Corporations Act 2001*, the Accounting Standards, the *Corporations Regulations 2001* and other mandatory professional reporting requirements;
- the attached financial statements and notes give a true and fair view of the Company's financial position as at 31 December 2024 and of its performance for half-year ended on that date; and
- There are reasonable grounds to believe that the Company will be able to pay its debts as and when they become due and payable.

Signed in accordance with a resolution of directors made pursuant to section 303(5)(a) of the *Corporations Act 2001*.

On behalf of the directors



Ranko Matic
Executive Chairman
28 February 2025
Perth

INDEPENDENT AUDITOR'S REVIEW REPORT

To the Members of Cavalier Resources Ltd

Report on the Condensed Half-Year Financial Report*Conclusion*

We have reviewed the half-year financial report of Cavalier Resources Ltd ("the Company"), which comprises the condensed statement of financial position as at 31 December 2024, the condensed statement of profit or loss and other comprehensive income, the condensed statement of changes in equity and the condensed statement of cash flows for the half-year ended on that date, selected explanatory notes, and the directors' declaration.

Based on our review, which is not an audit, we have not become aware of any matter that makes us believe that the accompanying half-year financial report of Cavalier Resources Ltd does not comply with the *Corporations Act 2001* including:

- (a) giving a true and fair view of the Company's financial position as at 31 December 2024 and of its performance for the half-year ended on that date; and
- (b) complying with Accounting Standard AASB 134 *Interim Financial Reporting* and the *Corporations Regulations 2001*.

Basis for Conclusion

We conducted our review in accordance with ASRE 2410 *Review of a Financial Report Performed by the Independent Auditor of the Entity*. Our responsibility is further described in the *Auditor's Responsibility for the Review of the Financial Report* section of our report. We are independent of the Company in accordance with the auditor independence requirements of the *Corporations Act 2001* and the ethical requirements of the Accounting Professional and Ethical Standards Board's APES 110 *Code of Ethics for Professional Accountants (including Independence Standards)* (the "Code") that are relevant to our audit of the annual financial report in Australia. We have also fulfilled our other ethical responsibilities in accordance with the Code.

Material Uncertainty Related to Going Concern

We draw attention to Note 2 in the financial report, which indicates that a material uncertainty exists that may cast significant doubt on the Company's ability to continue as a going concern. Our conclusion is not modified in respect of this matter.

hlb.com.au

HLB Mann Judd ABN 22 193 232 714

A Western Australian Partnership

Level 4, 130 Stirling Street, Perth WA 6000 / PO Box 8124 Perth BC WA 6849

T: +61 (0)8 9227 7500 **E:** mailbox@hlbwa.com.au

Liability limited by a scheme approved under Professional Standards Legislation.

HLB Mann Judd is a member of HLB International, the global advisory and accounting network.

Responsibility of the Directors for the Financial Report

The directors of the Company are responsible for the preparation of the half-year financial report that gives a true and fair view in accordance with Australian Accounting Standards and the *Corporations Act 2001* and for such internal control as the directors determine is necessary to enable the preparation of the half-year financial report that gives a true and fair view and is free from material misstatement, whether due to fraud or error.

Auditor's Responsibility for the Review of the Financial Report

Our responsibility is to express a conclusion on the half-year financial report based on our review. ASRE 2410 requires us to conclude whether we have become aware of any matter that makes us believe that the half-year financial report is not in accordance with the *Corporations Act 2001* including giving a true and fair view of the Company's financial position as at 31 December 2024 and its performance for the half-year ended on that date, and complying with Accounting Standard AASB 134 *Interim Financial Reporting* and the *Corporations Regulations 2001*.

A review of a half-year financial report consists of making enquiries, primarily of persons responsible for financial and accounting matters, and applying analytical and other review procedures. A review is substantially less in scope than an audit conducted in accordance with Australian Auditing Standards and consequently does not enable us to obtain assurance that we would become aware of all significant matters that might be identified in an audit. Accordingly, we do not express an audit opinion.

Independence

In conducting our review, we have complied with the independence requirements of the *Corporations Act 2001*.



HLB Mann Judd
Chartered Accountants

Perth, Western Australia
28 February 2025



B G McVeigh
Partner