



Flynn Gold

ASX: FG1



Quarterly Activities Report

30 September 2024

Highlights

Exploration – Golden Ridge Project, NE Tasmania

- **Multiple gold-bearing quartz veins** successfully intercepted in diamond drilling at the new **Trafalgar North** vein zone discovery. Two drill holes completed at Trafalgar North, with best mineralised intercepts including:

TFDD019

- **4.8m @ 4.0g/t Au** from 165.6m; including:
 - **0.4m @ 17.9g/t Au** from 166.9m, and
 - **0.4m @ 24.0g/t Au** from 170.0m
- **0.3m @ 25.1g/t Au** from 440.5m

TFDD020

- **3.05m @ 4.9g/t Au** from 53.1m including
 - **0.35m @ 40.0g/t Au**
- **2.7m @ 4.1g/t Au** from 115.4m, including
 - **0.35m @ 26.6g/t Au**
- Gold mineralisation at Trafalgar North confirmed from surface to over 150m depth and open in all directions
- **New in-situ gold vein system** discovered during surface sampling and trenching programs at the **Grenadier Prospect**
- Flynn Gold to receive up to \$140,000 to co-fund drilling under the Tasmanian Government's Exploration Drilling Grant Initiative (EDGI)

Exploration – Other Projects, NE Tasmania

- New Exploration Licence Application submitted over 40km² of highly prospective exploration tenure surrounding the historic Beaconsfield Gold Mine
- Exploration landholding in NE Tasmania reduced by 457km² (30%) to approximately 1,020km², reducing holding costs significantly

Corporate

- The Company's cash position at 30 September 2024 was **\$1.83 million**
- An At-The-Market Subscription Agreement signed with Dolphin Corporate Investments, providing Flynn with up to **\$2,000,000 of standby equity capital** over the next three years



JOIN FLYNN GOLD'S INTERACTIVE INVESTOR HUB

to receive announcements and updates and to interact with the Company by asking questions or making comments which our team will respond to where possible

- For further information or to post questions go to the Flynn Gold Investor Hub at <https://investorhub.flynnngold.com.au/link/qy1Aly>

Flynn Gold Limited (ASX: FG1, “Flynn” or “the Company”) is pleased to report on its activities for the quarter ending 30 September 2024.

Flynn is an Australian mineral exploration company with a portfolio of 100% owned exploration projects in Tasmania and Western Australia (see Figure 1).

The Company has eight 100% owned tenements in north-east Tasmania which are highly prospective for gold as well as tin/tungsten. The Company also holds the Henty zinc-lead-silver project on Tasmania’s mineral-rich west coast and the Firetower gold and battery metals project located in north-western Tasmania.

Flynn has also established a portfolio of gold-lithium exploration assets in the Pilbara and Yilgarn regions of Western Australia. In addition, Flynn holds a binding Option Agreement to acquire two exploration licences at Parker Dome (Forrestania), Western Australia.

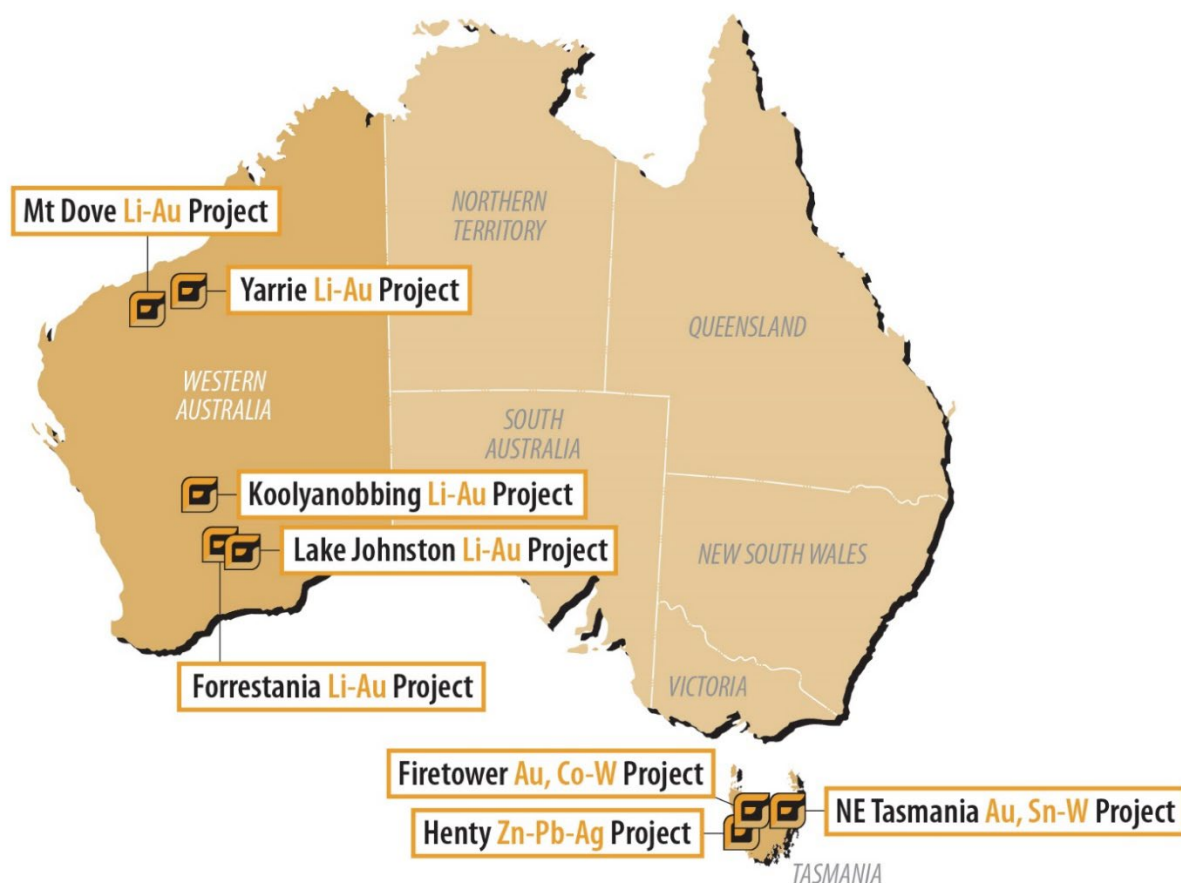


Figure 1 – Location Plan of Flynn Gold Projects.

Exploration –Tasmania

During the September 2024 Quarter, the Company's exploration activities in Tasmania were focused on the Golden Ridge Project in north-east Tasmania (see Figure 2).

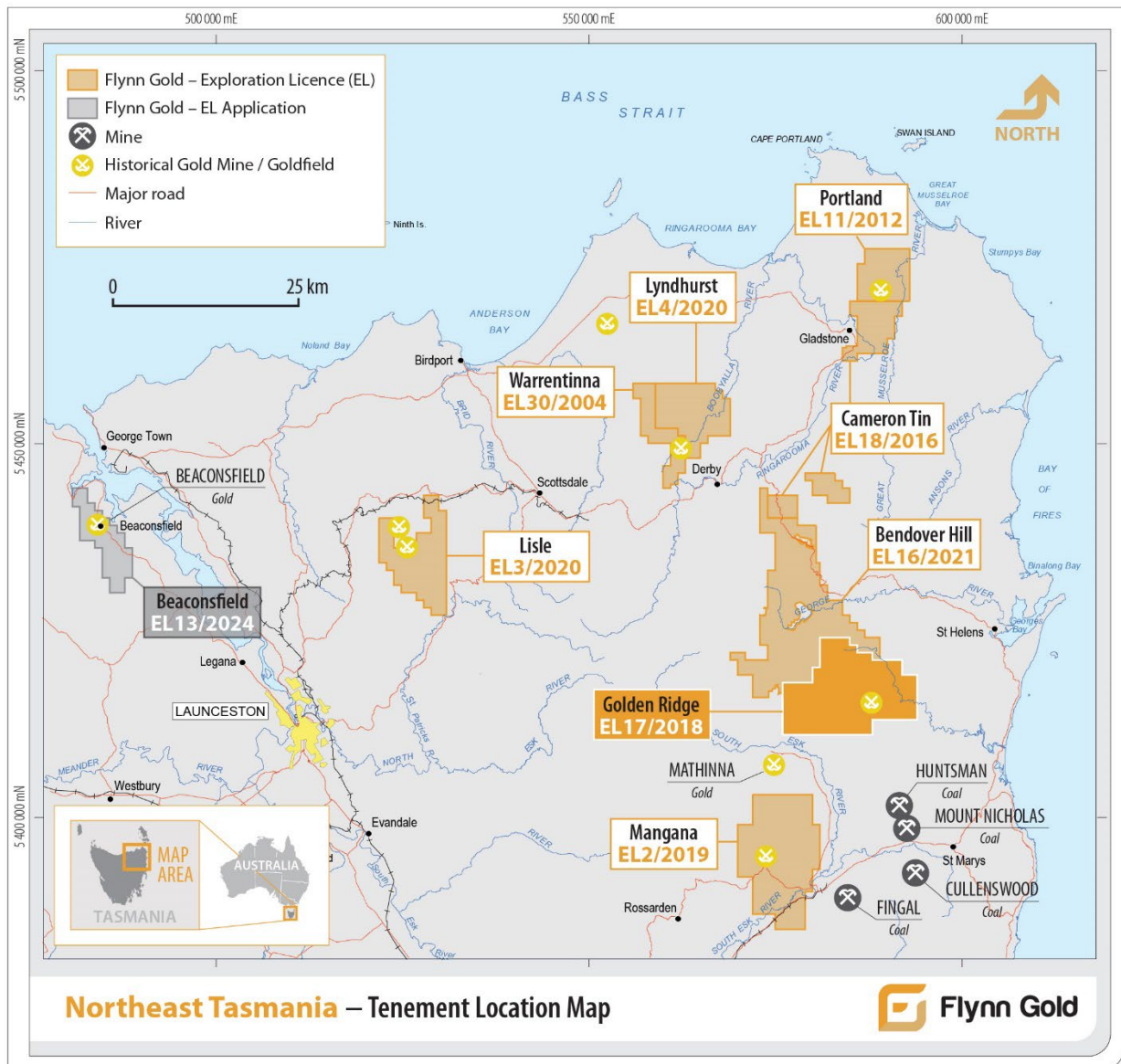


Figure 2 – Location of Flynn's NE Tasmania projects, including the Golden Ridge Project

Golden Ridge Project – NE Tasmania

The Golden Ridge Project consists of multiple prospects and historical gold workings along a nine-kilometre-long intrusive granodiorite-hornfels metasediment contact zone where the Company is actively exploring to identify and test multiple exploration targets, with the aim of making further discoveries (Figure 3).

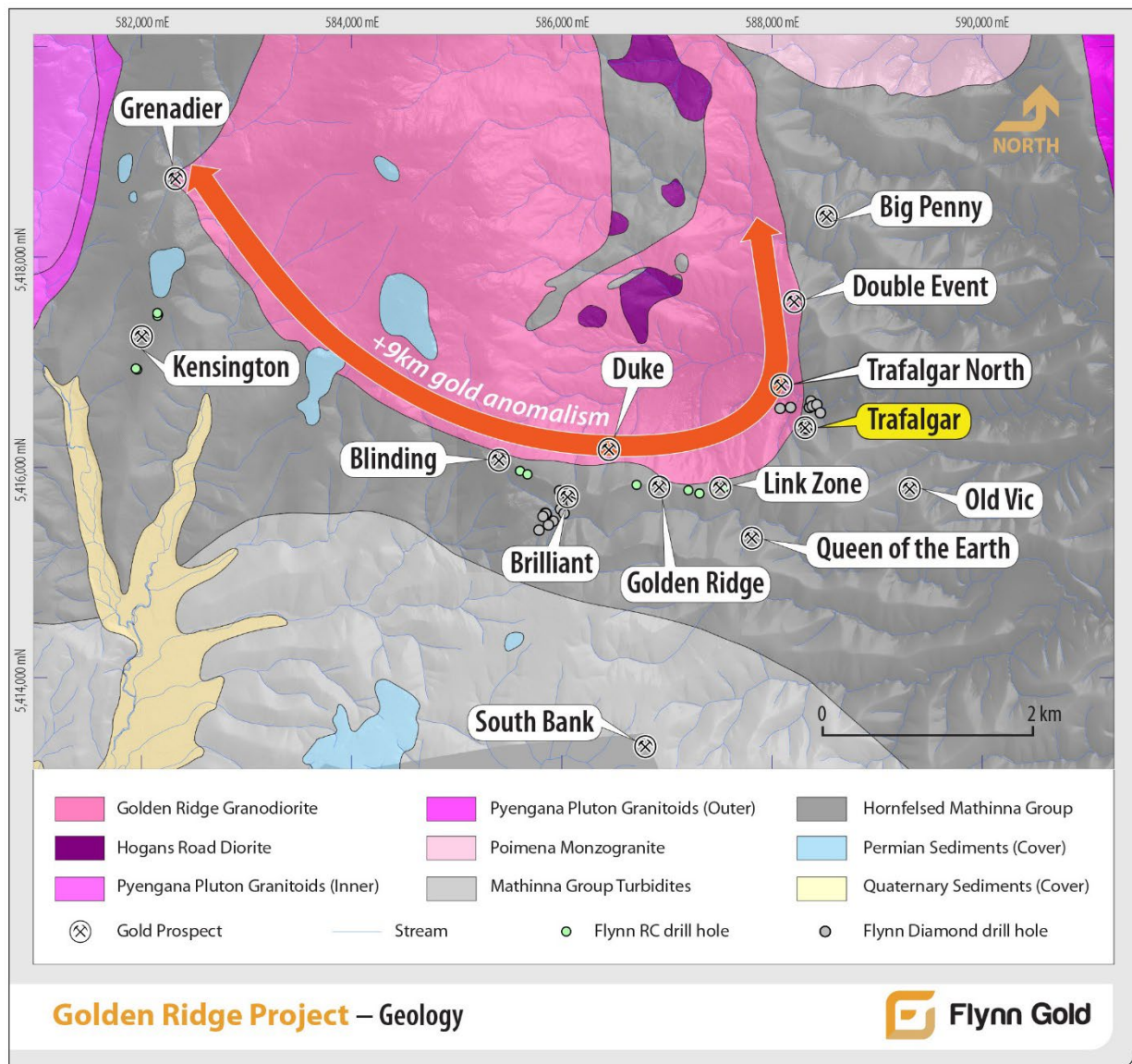


Figure 3 – Flynn Gold's Golden Ridge Project, NE Tasmania, showing prospect areas.

Trafalgar Prospect – Phase 3 Drilling

Phase 3 drilling commenced at the Trafalgar prospect in mid-April 2024. The initially planned 1,500m diamond drill program comprised of in-fill and extensional drilling targeting down-dip and along-strike extensions to previously drilled high-grade gold intercepts¹.

¹ See FG1 ASX Announcement dated 18 April 2024 for full details.

During June 2024, a new zone of gold-mineralisation was discovered in surface trenches approximately 250m north of the historic Trafalgar mine.

This new area at Trafalgar North had the potential to significantly increase the mineralised footprint of the Trafalgar prospect, and therefore became the focus of drilling later in the campaign².

Two diamond holes for 623m (TFDD019 and TFDD020) were completed at Trafalgar North during the quarter, testing beneath and along strike of mineralisation discovered in the trenches (see Figure 4)³.

TFDD019

This hole was primarily designed to test depth extensions of the gold-bearing quartz vein zone at approximately 100 metres beneath surface. Multiple zones with visible signs of mineralisation were successfully intersected in the target area (see Figure 5).

Significant intercepts for TFDD019 included:

- **4.8m @ 4.0g/t Au** from 165.6m; including
 - **0.4m @ 17.9g/t Au** from 166.9m; and
 - **0.4m @ 24.0g/t Au** from 170.0m
- **0.3m @ 25.1g/t Au** from 440.5m

TFDD019 also tested the up-dip position of veins intersected in TFDD002 (4.3m @ 4.3g/t Au from 594.7m)⁴ with a high-grade vein (0.3m @ 25.1g/t Au) intersected at 440.5m depth.

This vein is interpreted to be a continuation of the veins intersected 80m below in TFDD002.

TFDD020

This step-out hole was designed to test the along-strike continuation of the mineralised zone 50m to the west of TFDD019 (see Figure 4). Sulphide-rich quartz-arsenopyrite-pyrrhotite veining was intersected at 53.4m depth (0.35m @ 40.0g/t Au) and quartz-arsenopyrite-galena veining was intersected at a depth of 115.4m down-hole (0.35m @ 26.6g/t Au) (see Figure 5).

Significant intercepts for TFDD020 included:

- **3.05m @ 4.9g/t Au** from 53.1m including
 - **0.35m @ 40.0g/t Au**
- **2.7m @ 4.1g/t Au** from 115.4m, including
 - **0.35m @ 26.6g/t Au**

The results confirm strike continuity over 50 metres from TFDD019 with gold mineralisation open in all directions.

² See FG1 ASX Announcement dated 19 July 2024 for full details.

³ See FG1 ASX Announcement dated 16 September 2024 for full details.

⁴ See FG1 ASX Announcement dated 21 September 2022 for full details.

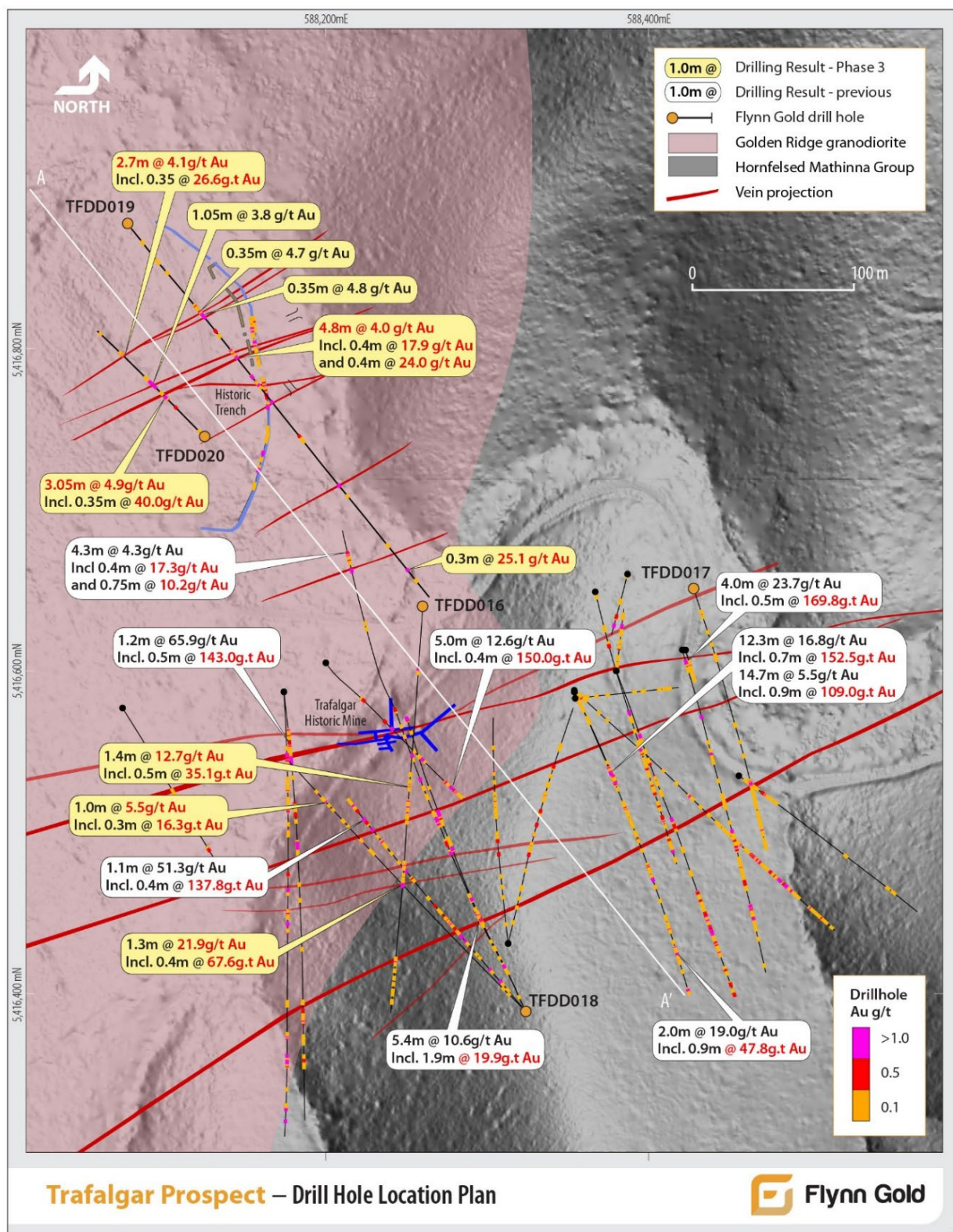


Figure 4 – Trafalgar Prospect Drill-Hole Location Plan.

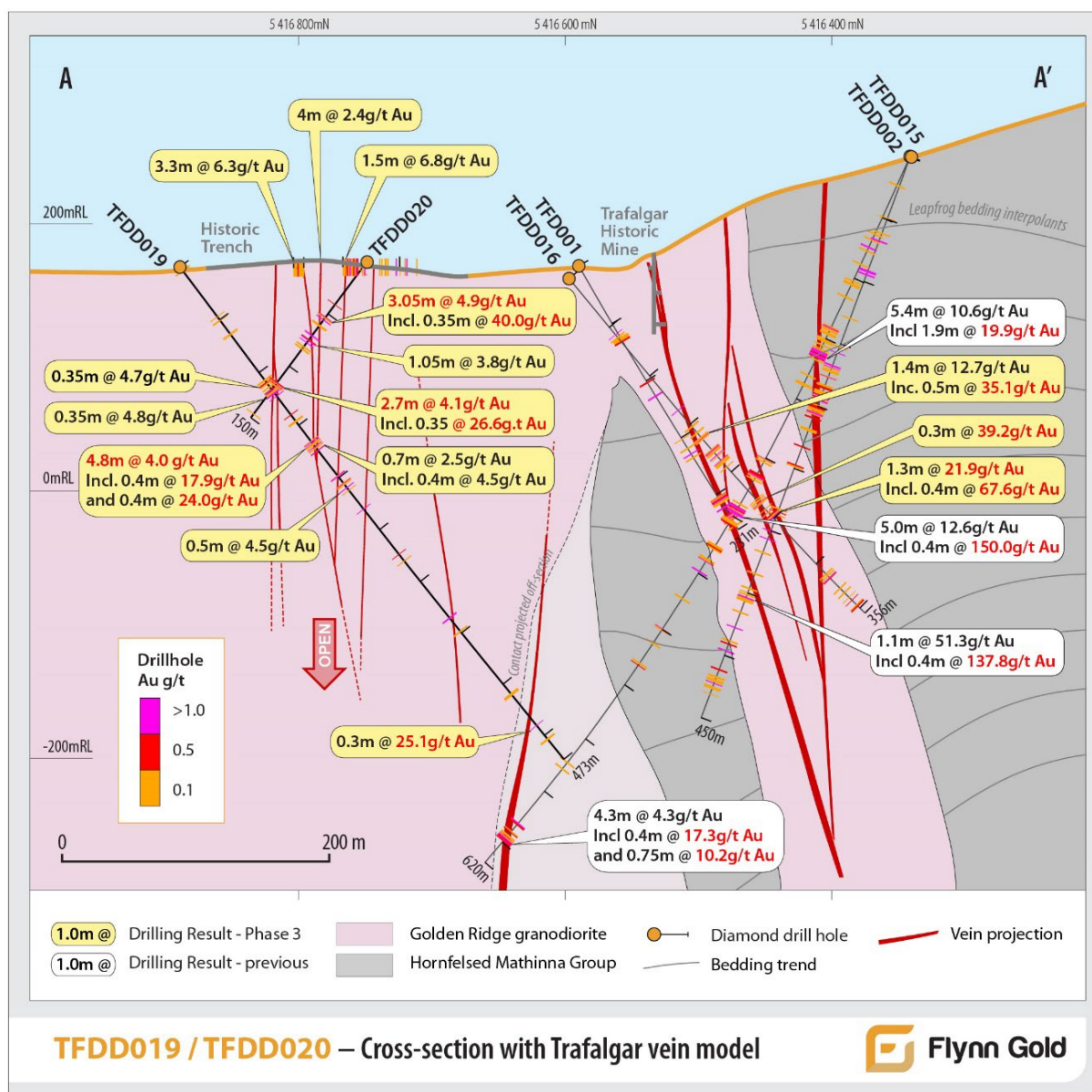


Figure 5 – TFDD019/TFDD020 Cross-Section.

Golden Ridge Soil Sampling

To date over 870 Ultrafine+ soil samples have been collected across the Golden Ridge Project area, including the granodiorite and its contact zones with the surrounding metasediments. This sampling and analysis technique is proving to be a highly effective first-pass exploration tool for identifying gold mineralisation, outlining extensive coherent gold anomalism along the granodiorite-metasediment contact.

The technique has successfully identified new anomalies within the granodiorite including the Grenadier⁵, Duke⁵ and Trafalgar North⁶ prospects.

⁵ See FG1 ASX Announcement dated 17 April 2024 for full details.

⁶ See FG1 ASX Announcement dated 19 July 2024 for full details.

Soil sampling completed during the quarter, with results reported subsequent to the end of the quarter⁷ came from four lines of sampling undertaken at the Grenadier Prospect, two lines in the metasediments south of the Golden Ridge Prospect, one short line north of the Duke Prospect and two long lines within the granodiorite west of the Double Event Prospect. The gold and arsenic results for these new areas are shown in Figures 6 and 7. The most encouraging results have been received from the Grenadier prospect.

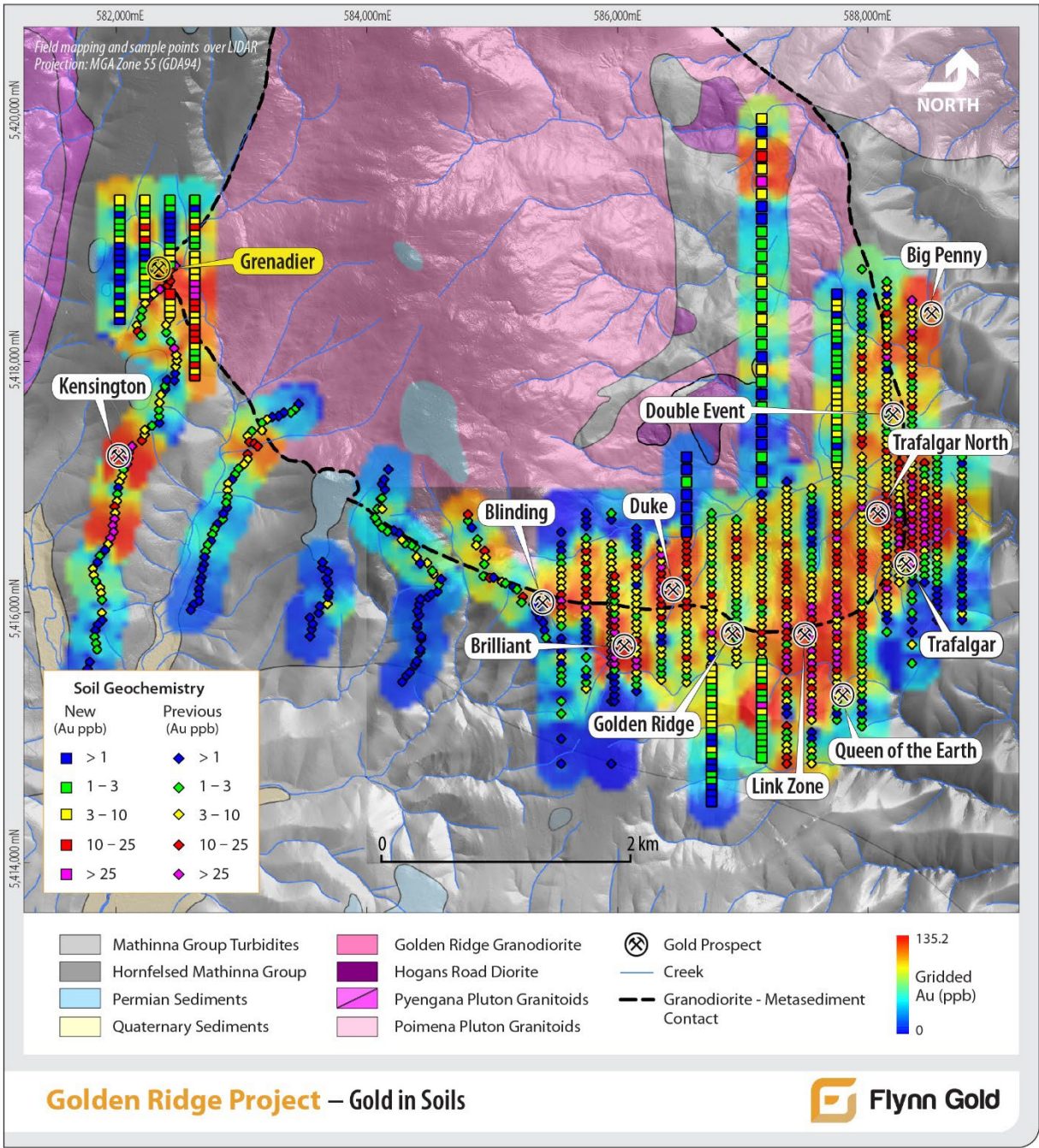


Figure 6 – Golden Ridge: Gold-in-Soils (Ultrafine+) Heat Map.

⁷ See FG1 ASX Announcement dated 16 October 2024 for full details.

Grenadier Prospect

Four lines of widely spaced (200m x 50m grid) soil samples have been collected at Grenadier, covering an area of approximately 600m x 1000m straddling the western granodiorite-metasediment contact. The sampling clearly defines a significant gold and arsenic anomaly close to the contact zone, which is a very encouraging confirmation of the earlier line of samples collected⁸ (see Figures 6 & 7)⁹.

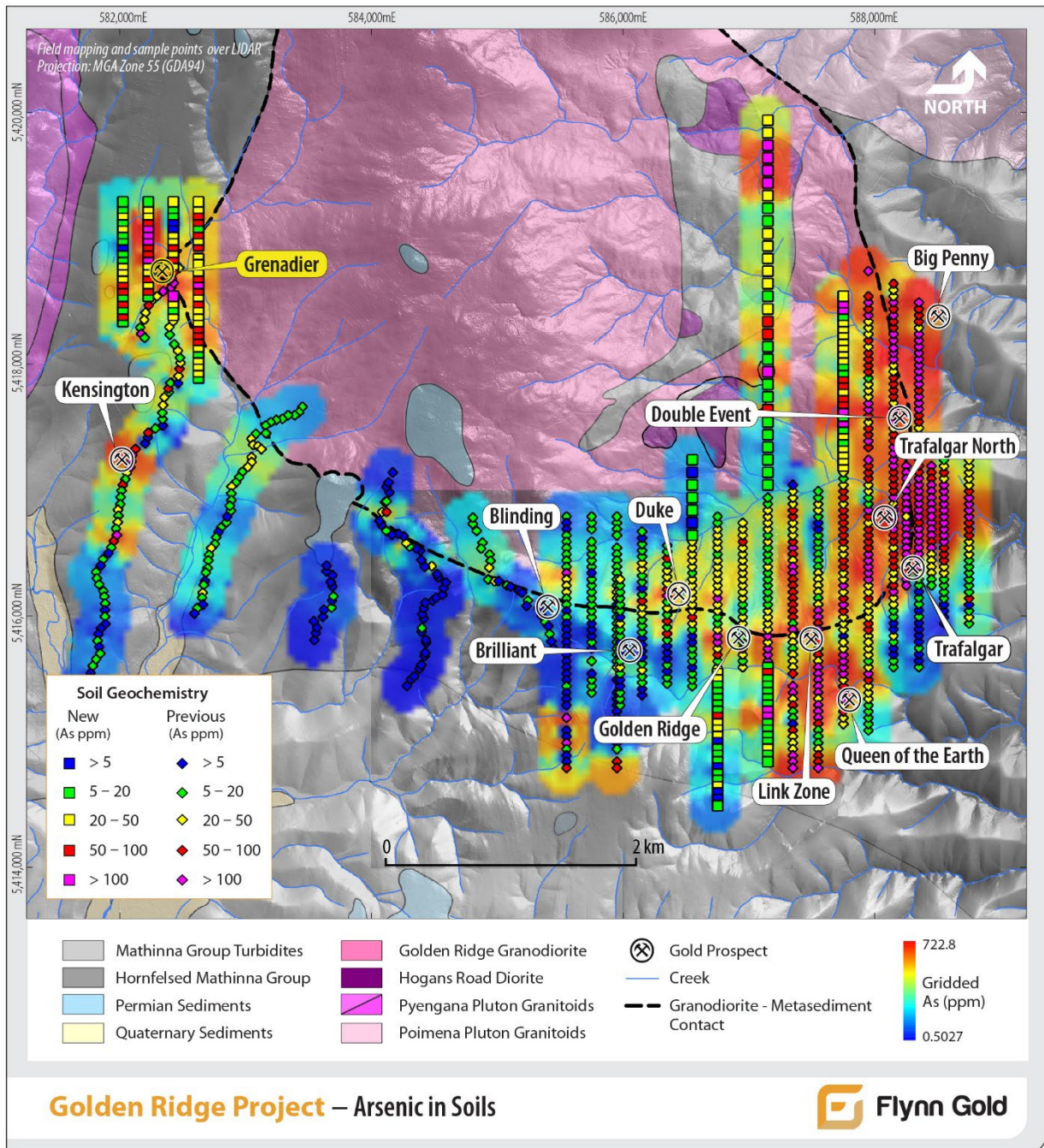


Figure 7 – Golden Ridge: Arsenic in Soils (Ultrafine+) Heat Map.

⁸ See FG1 ASX Announcement dated 17 April 2024 for full details.

⁹ See FG1 ASX Announcement dated 16 October 2024 for full details.

Follow-up field mapping and grab rock chip sampling has subsequently discovered areas of quartz float that include evidence of arsenopyrite (weathered to scorodite) and pyrite mineralisation, which is characteristic of the intrusive related gold system type veining seen throughout the broader Golden Ridge project area.

A total of 29 float and in-situ rock chip samples were collected across the Grenadier prospect area, returning assay grades ranging up to 16.0g/t Au, 13.2g/t Au, 12.0g/t Au and 10.2g/t Au (Figures 8 and 9).

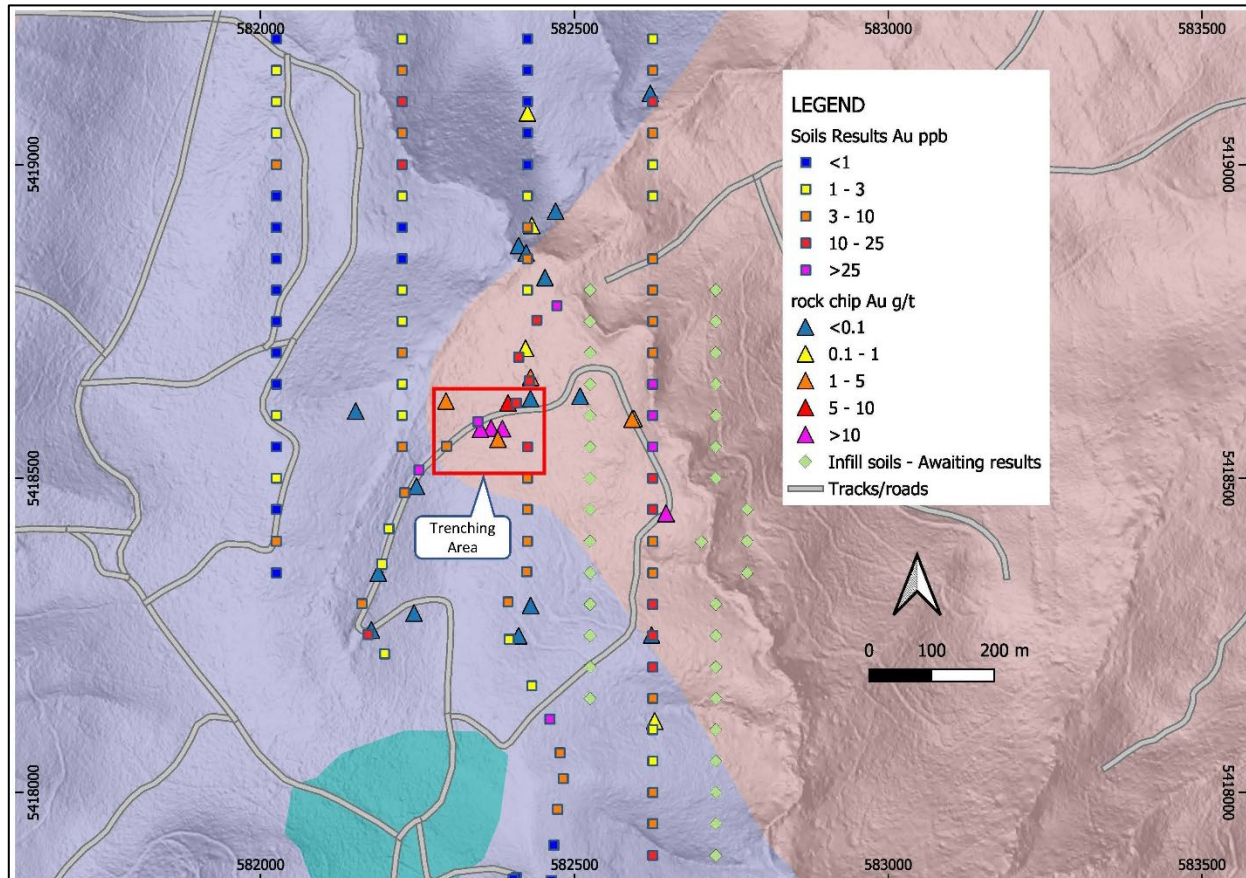


Figure 8 – Grenadier Prospect: Gold in Soils and Rock Chip Sampling

The soil and surface sampling anomalies were followed up with reconnaissance trenching (Trenches 1 to 3) which successfully discovered in-situ quartz-sulphide veining over a strike length of 50m (open), under a relatively shallow regolith cover (see Figure 9).

Assay results from channel sampling of the initial trenches, identified significant mineralised intercepts:

- Trench 3: 1.3m @ 6.6g/t Au including 0.15m @ 7.5 g/t Au and 0.4m @ 17.7g/t Au;
- Trench 2: 1.0m @ 2.2g/t Au, and 1.0m @ 1.13g/t Au, and
- Trench 1: 6.4m @ 1.33g/t Au, including 2.0m @ 3.0g/t Au (see Figure 9).

Subsequent to the end of the quarter, two additional lines of soil sampling (see Figure 8) and Trench 4 (see Figure 9) were completed with assays pending¹⁰.

¹⁰ See FG1 ASX Announcement dated 16 October 2024 for full details.

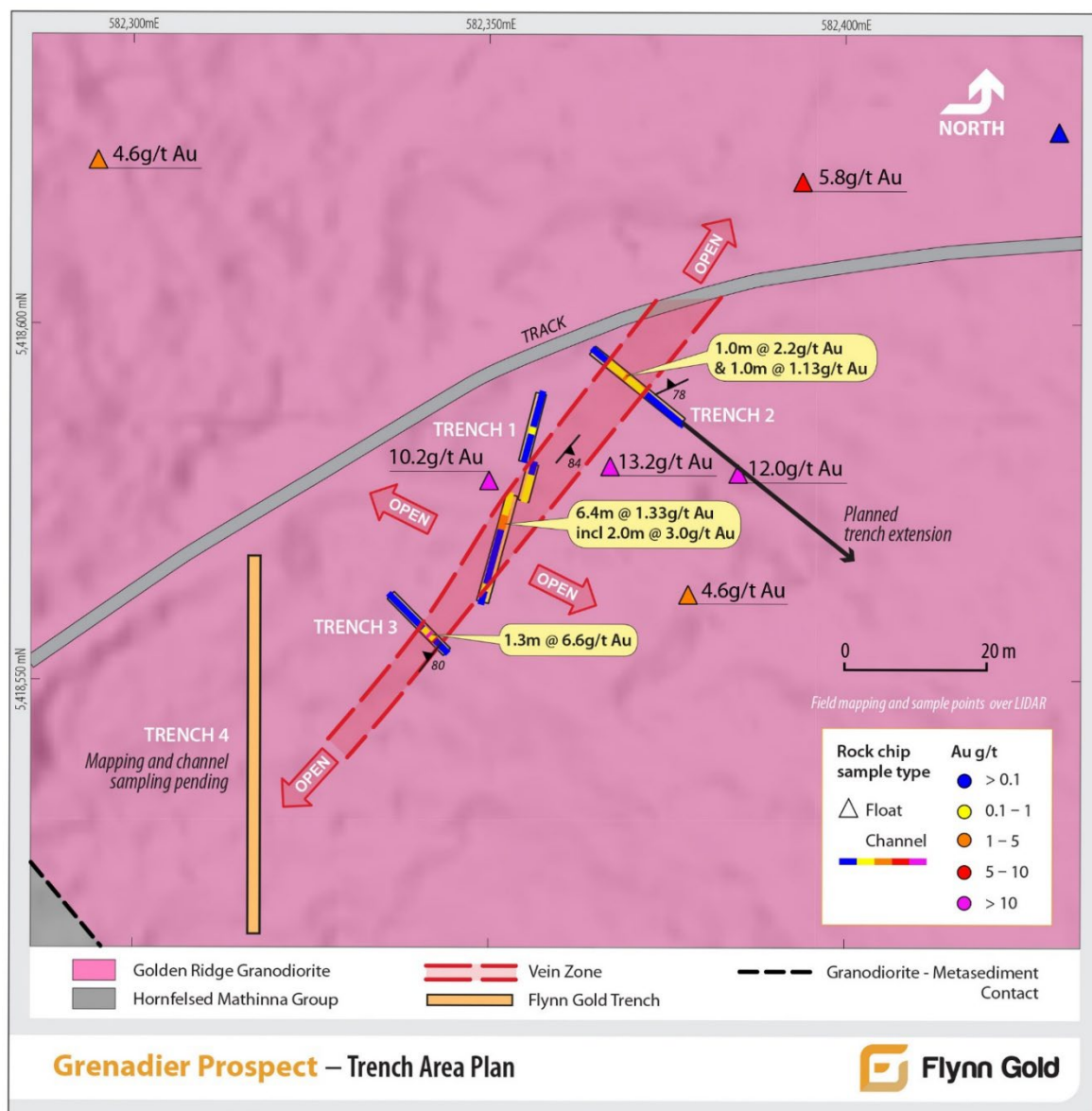


Figure 9 – Grenadier Prospect: Trench Area Plan

EDGI Funding for Drilling New Targets

During the quarter, the Company was advised that it was successful with two applications in Round 10 of the Tasmanian State Government's Exploration Drilling Grant Initiative (EDGI)¹¹. The successful applications will support exploration drilling targeting new zones of gold mineralisation at the Golden Ridge Project.

EDGI is a Tasmanian State Government initiative to co-fund exploration drilling projects. The Tasmanian State Government is funding this initiative and the program is administered by Mineral Resources Tasmania (MRT).

The Company lodged two applications with MRT for co-funded drilling at two locations within EL17/2018 (Golden Ridge), with both applications successful for the full amount of \$70,000 each (\$140,00 in total) to cover half of the direct drilling costs.

¹¹ See FG1 ASX Announcement dated 27 September 2024 for full details.

Exploration Licence Application - Beaconsfield

During the quarter, Flynn Gold submitted an Exploration Licence Application (EL13/2024) for strategically located tenure surrounding the historical Beaconsfield Gold Mine, located approximately 35km north-west of Launceston in North-East Tasmania (see Figure 2)¹².

The 40km² Exploration Licence Application surrounds the Mining Lease over the high-grade Beaconsfield Gold Mine, the largest gold mine in NE Tasmania with historical production of 3.79Mt @ 14.5g/t Au for 1.77Moz Au.

The licence application covers a prospective 12km corridor along the Cabbage Tree thrust block that contains numerous historic gold workings and prospects (see Figure 10).

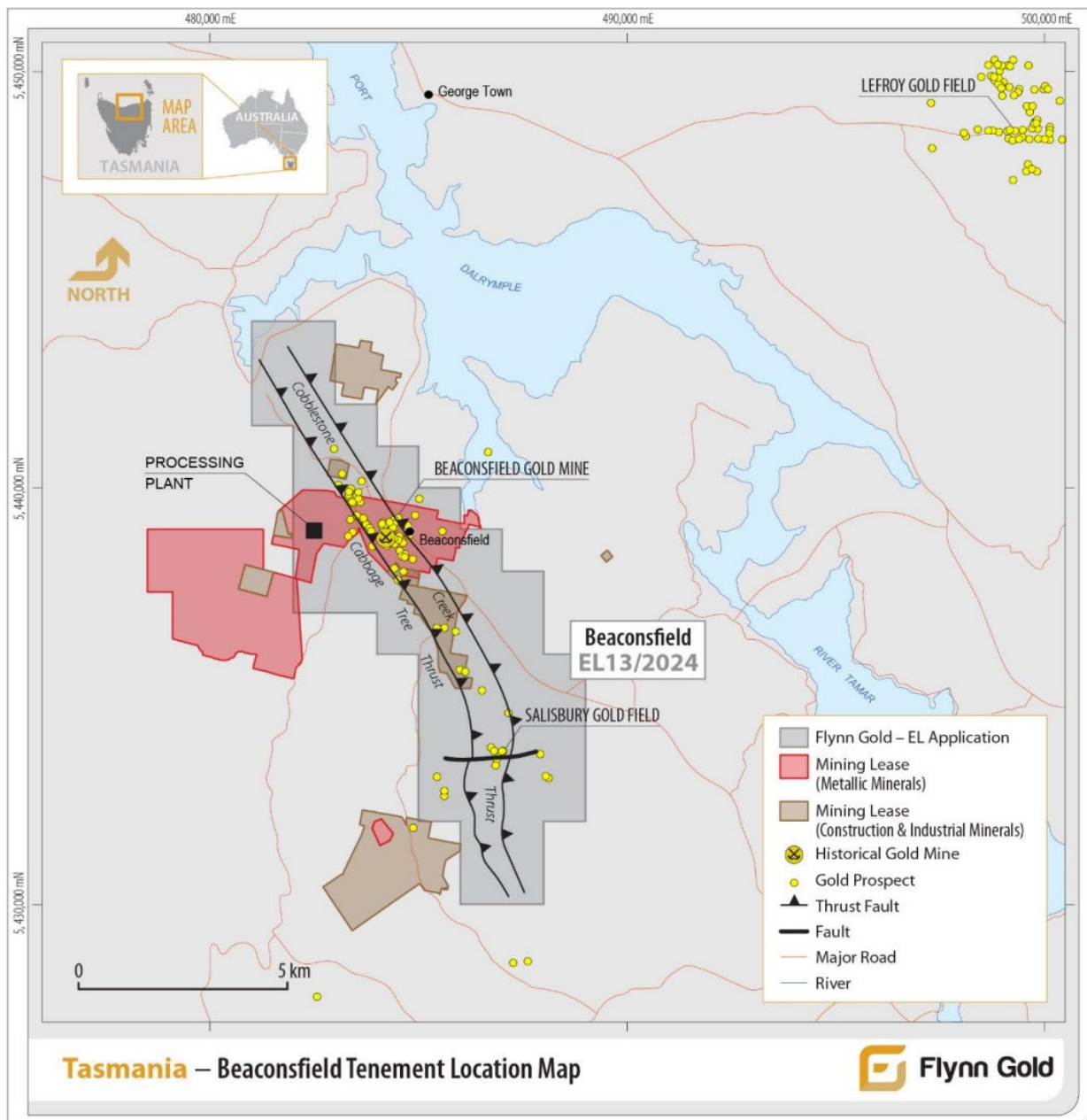


Figure 10 – Beaconsfield Tenement Location Map.

¹² See FG1 ASX Announcement dated 23 August 2024 for full details.

NE Tasmania – Tenement Surrenders

During the quarter, the Company reviewed its existing land tenure position in NE Tasmania.

As a result, the Company surrendered EL18/2018 (Telegraph) and partially surrendered EL4/2020 (Lyndhurst) and EL3/2020 (Lisle), reducing Flynn's overall landholding by 457km² to approximately 1,020km².

This 30% reduction in area will reduce holding costs with annual rent and minimum annual expenditure commitments significantly reduced¹³.

WA Gold-Lithium Projects

Flynn Gold has five gold-lithium projects in Western Australia, strategically located in districts that host large gold and lithium deposits or in districts that the Company considers relatively under-explored for lithium.

During the quarter, Flynn completed a limited field reconnaissance program at its Yarrie Project.

The Company also completed a review of its land holdings in Western Australia, which resulted in the surrender of E45/5732 (Yarrie) and E63/2229 and E63/2230 (Lake Johnston).

Corporate

Cash Position

The Company's cash position at 30 September 2024 was \$1.83 million.

Summary of expenditure

The Company's major cashflow movements for the quarter included:

- Exploration & Evaluation expenditure - \$796k;
- Employee costs - \$132k; and
- Administration and corporate costs - \$207k.

Payments to related parties of the entity and their associates

In the September quarterly Appendix 5B, the figure of \$113k as disclosed in section 6.1 and 6.2 relates to salaries and fees (including superannuation) paid to directors and their associates during the quarter.

¹³ See FG1 ASX Announcement dated 23 August 2024 for full details.

Company Presentation – Resources Rising Stars Gold Coast

In September, Flynn Gold Managing Director and Chief Executive Officer Neil Marston presented at the Resources Rising Stars Gold Coast Conference.

A video of the presentation¹⁴ can be viewed at the following link:

<https://investorhub.flynnngold.com.au/activity-updates/rrs-gold-coast-investor-conference-presentation>

At-The-Market Subscription Agreement

Subsequent to the end of the Quarter, Flynn Gold entered into an At-The-Market Subscription Agreement (ATM) with Dolphin Corporate Investments Pty Ltd (“Dolphin”)¹⁵.

The ATM provides Flynn Gold Limited with up to \$2,000,000 of standby equity capital over a three years period. It also provides the Company with a cost effective and flexible funding option.

As security for the ATM, the Company agreed to place 6,400,000 fully paid ordinary FG1 shares (“Security Shares”) from its LR7.1 capacity at nil cash consideration to Dolphin. Upon early termination or maturity of the ATM, the Company may buy back (and cancel) the Security Shares for no cash consideration (subject to shareholder approval).

Approved by the Board of Flynn Gold Limited.

22 October 2024

For further information on the Company and its projects visit: www.flynnngold.com.au
or contact:

Neil Marston
Managing Director & CEO
+61 3 9692 7222
info@flynnngold.com.au

Nicholas Read
Media & Investor Relations
+61 (0) 419 929 046
nicholas@readcorporate.com.au

¹⁴ See FG1 ASX Announcement dated 3 August 2024 for full details.

¹⁵ See FG1 ASX Announcement dated 15 October 2024 for full details.

Interests in Mining Tenements

The Company holds a granted beneficial interest in the following tenements as at 30th September 2024:

Mining Tenement	Location	Beneficial Percentage held	Licence Description	Interest acquired/farm-in or disposed/farm-out during the quarter
EL11/2012	NE Tasmania	100%	Portland	-
EL18/2018	NE Tasmania	0%	Telegraph	Full Surrender
EL18/2016	NE Tasmania	100%	Cameron	-
EL17/2018	NE Tasmania	100%	Golden Ridge	-
EL16/2021	NE Tasmania	100%	Bendover Hill	-
EL02/2019	NE Tasmania	100%	Mangana	-
EL3/2020	NE Tasmania	100%	Lisle	Partial Surrender
EL4/2020	NE Tasmania	100%	Lyndhurst	Partial Surrender
EL30/2004	NE Tasmania	100%	Warrentinna	-
EL26/2004	NW Tasmania	100%	Firetower	-
EL6/2015	W Tasmania	100%	Henty South	-
EL3/2018	W Tasmania	100%	Henty North	-
E45/5055	Pilbara, WA	100%	Mt Dove	-
E45/6156	Pilbara, WA	100%	Mt Dove	-
E45/6157	Pilbara, WA	100%	Mt Dove	-
E45/6158	Pilbara, WA	100%	Mt Dove	-
E45/5730	Yarrie, WA	100%	Shay Gap	-
E45/5731	Yarrie, WA	100%	Shay Gap	-
E45/5732	Yarrie, WA	0%	Shay Gap	Full Surrender
E77/1965	Parker Dome, WA	0%	Parker Dome	Under Option to Purchase
E77/2091	Parker Dome, WA	0%	Parker Dome	Under Option to Purchase
E77/2739	Koolyanobbing, WA	100%	Rainy Rocks	-
E77/2915	Forrestania, WA	100%	East Indies	-
E63/2187	Lake Johnston, WA	100%	Mt Day North	-
E63/2188	Lake Johnston, WA	100%	Ant Rock	-
E63/2190	Lake Johnston, WA	100%	Bremer	-
E63/2229	Lake Johnston, WA	0%	Forrestania	Full Surrender
E63/2230	Lake Johnston, WA	0%	Forrestania	Full Surrender

References

ASX Announcement 19 July 2024 -	New High-Grade Gold Discovery at Golden Ridge, NE Tasmania
ASX Announcement 23 August 2024 -	EL Application at Beaconsfield
ASX Announcement 16 September 2024 -	Drilling Confirms New High-Grade Gold Zone at Golden Ridge
ASX Announcement 27 September 2024 -	Flynn Secures \$140,000 in Grant Funding for Drilling at Golden Ridge
ASX Announcement 15 October 2024 -	At-The-Market Subscription Agreement
ASX Announcement 16 October 2024 -	New Gold Vein System Discovery at Grenadier Prospect, Golden Ridge

Appendix 5B

Mining exploration entity or oil and gas exploration entity quarterly cash flow report

Name of entity

Flynn Gold Limited

ABN

82 644 122 216

Quarter ended ("current quarter")

30 September 2024

Consolidated statement of cash flows		Current quarter \$A'000	Year to date (3 months) \$A'000
1. Cash flows from operating activities		-	-
1.1 Receipts from customers			
1.2 Payments for			
(a) exploration & evaluation	(796)	(796)	
(b) development	-	-	
(c) production	-	-	
(d) staff costs	(132)	(132)	
(e) administration and corporate costs	(207)	(207)	
1.3 Dividends received (see note 3)	-	-	
1.4 Interest received	36	36	
1.5 Interest and other costs of finance paid	-	-	
1.6 Income taxes paid	-	-	
1.7 Government grants and tax incentives	-	-	
1.8 Other (provide details if material)	-	-	
1.9 Net cash from / (used in) operating activities		(1,099)	(1,099)
2. Cash flows from investing activities			
2.1 Payments to acquire or for:			
(a) entities	-	-	
(b) tenements	-	-	
(c) property, plant and equipment	(7)	(7)	
(d) exploration & evaluation	-	-	
(e) investments	-	-	
(f) other non-current assets	(18)	(18)	

Consolidated statement of cash flows		Current quarter \$A'000	Year to date (3 months) \$A'000
2.2	Proceeds from the disposal of:		
	(a) entities	-	-
	(b) tenements	-	-
	(c) property, plant and equipment	-	-
	(d) investments	-	-
	(e) other non-current assets	-	-
2.3	Cash flows from loans to other entities	-	-
2.4	Dividends received (see note 3)	-	-
2.5	Other (provide details if material)	-	-
2.6	Net cash from / (used in) investing activities	(25)	(25)

3.	Cash flows from financing activities		
3.1	Proceeds from issues of equity securities (excluding convertible debt securities)	-	-
3.2	Proceeds from issue of convertible debt securities	-	-
3.3	Proceeds from exercise of options	3	3
3.4	Transaction costs related to issues of equity securities or convertible debt securities	-	-
3.5	Proceeds from borrowings	-	-
3.6	Repayment of borrowings	-	-
3.7	Transaction costs related to loans and borrowings	-	-
3.8	Dividends paid	-	-
3.9	Other (payments of Lease Liabilities)	(5)	(5)
3.10	Net cash from / (used in) financing activities	(2)	(2)

4.	Net increase / (decrease) in cash and cash equivalents for the period		
4.1	Cash and cash equivalents at beginning of period	2,958	2,958
4.2	Net cash from / (used in) operating activities (item 1.9 above)	(1,099)	(1,099)
4.3	Net cash from / (used in) investing activities (item 2.6 above)	(25)	(25)
4.4	Net cash from / (used in) financing activities (item 3.10 above)	(2)	(2)

Mining exploration entity or oil and gas exploration entity quarterly cash flow report

Consolidated statement of cash flows		Current quarter \$A'000	Year to date (3 months) \$A'000
4.5	Effect of movement in exchange rates on cash held	-	-
4.6	Cash and cash equivalents at end of period	1,832	1,832

5.	Reconciliation of cash and cash equivalents at the end of the quarter (as shown in the consolidated statement of cash flows) to the related items in the accounts	Current quarter \$A'000	Previous quarter \$A'000
5.1	Bank balances	332	308
5.2	Call deposits	1,500	2,650
5.3	Bank overdrafts	-	-
5.4	Other (provide details)	-	-
5.5	Cash and cash equivalents at end of quarter (should equal item 4.6 above)	1,832	2,958

6.	Payments to related parties of the entity and their associates	Current quarter \$A'000
6.1	Aggregate amount of payments to related parties and their associates included in item 1	113
6.2	Aggregate amount of payments to related parties and their associates included in item 2	-
<i>Note: if any amounts are shown in items 6.1 or 6.2, your quarterly activity report must include a description of, and an explanation for, such payments.</i>		

7.	Financing facilities <i>Note: the term "facility" includes all forms of financing arrangements available to the entity. Add notes as necessary for an understanding of the sources of finance available to the entity.</i>	Total facility amount at quarter end \$A'000	Amount drawn at quarter end \$A'000
7.1	Loan facilities	-	-
7.2	Credit standby arrangements	-	-
7.3	Other (please specify)	-	-
7.4	Total financing facilities	-	-
7.5	Unused financing facilities available at quarter end		-
7.6	Include in the box below a description of each facility above, including the lender, interest rate, maturity date and whether it is secured or unsecured. If any additional financing facilities have been entered into or are proposed to be entered into after quarter end, include a note providing details of those facilities as well.		
	N/A		

8.	Estimated cash available for future operating activities	\$A'000
8.1	Net cash from / (used in) operating activities (item 1.9)	(1,099)
8.2	(Payments for exploration & evaluation classified as investing activities) (item 2.1(d))	-
8.3	Total relevant outgoings (item 8.1 + item 8.2)	(1,099)
8.4	Cash and cash equivalents at quarter end (item 4.6)	1,832
8.5	Unused finance facilities available at quarter end (item 7.5)	-
8.6	Total available funding (item 8.4 + item 8.5)	1,832
8.7	Estimated quarters of funding available (item 8.6 divided by item 8.3)	1.67
<i>Note: if the entity has reported positive relevant outgoings (ie a net cash inflow) in item 8.3, answer item 8.7 as "N/A". Otherwise, a figure for the estimated quarters of funding available must be included in item 8.7.</i>		
8.8	If item 8.7 is less than 2 quarters, please provide answers to the following questions:	
8.8.1	Does the entity expect that it will continue to have the current level of net operating cash flows for the time being and, if not, why not?	
Answer: Yes. However the Company does have discretion to reduce its operating activities should it need to with its discretionary exploration activities.		
8.8.2	Has the entity taken any steps, or does it propose to take any steps, to raise further cash to fund its operations and, if so, what are those steps and how likely does it believe that they will be successful?	
Answer: Yes, the Company expects that additional capital will be required to fund its operations. The Company is confident in its ability to secure the necessary funds as and when required to continue its exploration activities, having received strong support for previous equity raises. Furthermore, the Company announced on 15 October 2024 that it had entered into an At-The-Market Subscription Agreement with Dolphin Corporate Investments Pty Ltd which provides the Company with up to \$2,000,000 of standby equity capital over the next 3 years should it be required.		
8.8.3	Does the entity expect to be able to continue its operations and to meet its business objectives and, if so, on what basis?	
Answer: Yes, for the reasons noted above.		
<i>Note: where item 8.7 is less than 2 quarters, all of questions 8.8.1, 8.8.2 and 8.8.3 above must be answered.</i>		

Compliance statement

- 1 This statement has been prepared in accordance with accounting standards and policies which comply with Listing Rule 19.11A.
- 2 This statement gives a true and fair view of the matters disclosed.

Date: 22 October 2024

Authorised by: The Board

Notes

1. This quarterly cash flow report and the accompanying activity report provide a basis for informing the market about the entity's activities for the past quarter, how they have been financed and the effect this has had on its cash position. An entity that wishes to disclose additional information over and above the minimum required under the Listing Rules is encouraged to do so.
2. If this quarterly cash flow report has been prepared in accordance with Australian Accounting Standards, the definitions in, and provisions of, *AASB 6: Exploration for and Evaluation of Mineral Resources* and *AASB 107: Statement of Cash Flows* apply to this report. If this quarterly cash flow report has been prepared in accordance with other accounting standards agreed by ASX pursuant to Listing Rule 19.11A, the corresponding equivalent standards apply to this report.
3. Dividends received may be classified either as cash flows from operating activities or cash flows from investing activities, depending on the accounting policy of the entity.
4. If this report has been authorised for release to the market by your board of directors, you can insert here: "By the board". If it has been authorised for release to the market by a committee of your board of directors, you can insert here: "By the [name of board committee – eg Audit and Risk Committee]". If it has been authorised for release to the market by a disclosure committee, you can insert here: "By the Disclosure Committee".
5. If this report has been authorised for release to the market by your board of directors and you wish to hold yourself out as complying with recommendation 4.2 of the ASX Corporate Governance Council's *Corporate Governance Principles and Recommendations*, the board should have received a declaration from its CEO and CFO that, in their opinion, the financial records of the entity have been properly maintained, that this report complies with the appropriate accounting standards and gives a true and fair view of the cash flows of the entity, and that their opinion has been formed on the basis of a sound system of risk management and internal control which is operating effectively.