

MLC Centre
Level 36, 19 Martin Place
Sydney NSW 2000 AUSTRALIA

General: +61 2 9235 4888
Facsimile: +61 2 9235 4800
Website: www.magellangroup.com.au
ABN: 31 120 593 946
AFSL: 304 301

20 April 2021

ASX Limited
ASX Market Announcements
Office Exchange Centre
20 Bridge Street
SYDNEY NSW 2000

MAGELLAN HIGH CONVICTION TRUST ("Trust")

Live webinar – Maintaining High Conviction in an Uncertain World

We are pleased to provide a copy of the investor presentation to be delivered by Hamish Douglass and Chris Wheldon titled "Maintaining High Conviction in an Uncertain World". The live webinar will be held today (Tuesday 20 April 2021) from 2:00 pm AEST.

To access further details of the event and to register, please visit: <http://bit.ly/mhh2021>

A recording of the webinar will be available at <https://www.magellangroup.com.au/insights/> after the event.

Authorised by

Marcia Venegas | Company Secretary

**Magellan Asset Management
Limited as responsible entity for
Magellan High Conviction Trust**

About the Magellan High Conviction Trust

The Trust invests in a global equities portfolio of Magellan's highest conviction ideas and aims to deliver investors a cash distribution yield of 3% per annum. The Trust's portfolio will comprise between 8 to 12 stocks at any one time but will also have some exposure to cash. The investment objective of the Trust is to achieve attractive risk-adjusted returns over the medium to long-term. The Trust will adopt an unhedged approach to foreign currency exposures arising from portfolio investments in foreign markets but has the flexibility to reduce the impact of foreign currency exposures associated with identified event risks.

Maintaining High Conviction In An Uncertain World

April 2021



Important information

Units in the fund(s) referred to herein are issued by Magellan Asset Management Limited ABN 31 120 593 946, AFS Licence No. 304 301 ("**Magellan**"). This material is issued by Magellan and has been prepared for general information purposes only and must not be construed as investment advice or as an investment recommendation. This material does not take into account your investment objectives, financial situation or particular needs. This material does not constitute an offer or inducement to engage in an investment activity nor does it form part of any offer documentation, offer or invitation to purchase, sell or subscribe for interests in any type of investment product or service. You should read and consider any relevant offer documentation applicable to any investment product or service and consider obtaining professional investment advice tailored to your specific circumstances before making any investment decision. A copy of the relevant PDS relating to a Magellan financial product or service may be obtained by calling +61 2 9235 4888 or by visiting www.magellangroup.com.au.

Past performance is not necessarily indicative of future results and no person guarantees the future performance of any fund, the amount or timing of any return from it, that asset allocations will be met, that it will be able to implement its investment strategy or that its investment objectives will be achieved. Statements contained in this material that are not historical facts are based on current expectations, estimates, projections, opinions and beliefs of Magellan. Such statements involve known and unknown risks, uncertainties and other factors, and undue reliance should not be placed thereon. This material may contain "forward-looking statements". Actual events or results or the actual performance of a Magellan financial product or service may differ materially from those reflected or contemplated in such forward-looking statements. This material may include data, research and other information from third party sources. Magellan makes no guarantee that such information is accurate, complete or timely and does not provide any warranties regarding results obtained from its use. No representation or warranty is made with respect to the accuracy or completeness of any of the information contained in this material. Magellan will not be responsible or liable for any losses arising from your use or reliance upon any part of the information contained in this material.

Further information regarding any benchmark referred to herein can be found at www.magellangroup.com.au. This material may include data, research and other information from third party sources. Magellan makes no guarantee that such information is accurate, complete or timely and does not provide any warranties regarding results obtained from its use. This information is subject to change at any time and no person has any responsibility to update any of the information provided in this material. Statements contained in this material that are not historical facts are based on current expectations, estimates, projections, opinions and beliefs of Magellan. Such statements involve known and unknown risks, uncertainties and other factors, and undue reliance should not be placed thereon.

Any trademarks, logos, and service marks contained herein may be the registered and unregistered trademarks of their respective owners. This material and the information contained within it may not be reproduced, or disclosed, in whole or in part, without the prior written consent of Magellan.

Magellan High Conviction strategy

Compounding Machine

A Magellan product...

Magellan investment philosophy

Magellan investment process

Magellan investment team

...with unique features

8-12 best ideas











Long-term compounding in
secular winners

50% maximum cash

3% target cash distribution
yield per annum

Objective of at least 10% p.a. net of fees long-term return

Portfolio of advantaged and undervalued companies

Cash 6%	Digital Payments	Cloud Computing	Digital Advertising	Mobile and E-Commerce	Digital Fin. Networks	Chinese Consumer	Digital Media
 Microsoft 15%		✓	✓				✓
 Alphabet 15%	✓	✓	✓	✓			✓
 facebook 11%	✓		✓	✓			✓
 NETFLIX 11%							✓
 Tencent 腾讯 9%	✓	✓	✓	✓		✓	✓
 Alibaba Group 9%	✓	✓	✓	✓		✓	✓
 STARBUCKS 7%	✓			✓		✓	
 iStock 6%					✓		
 SAP 6%		✓					
 VISA 5%	✓			✓			

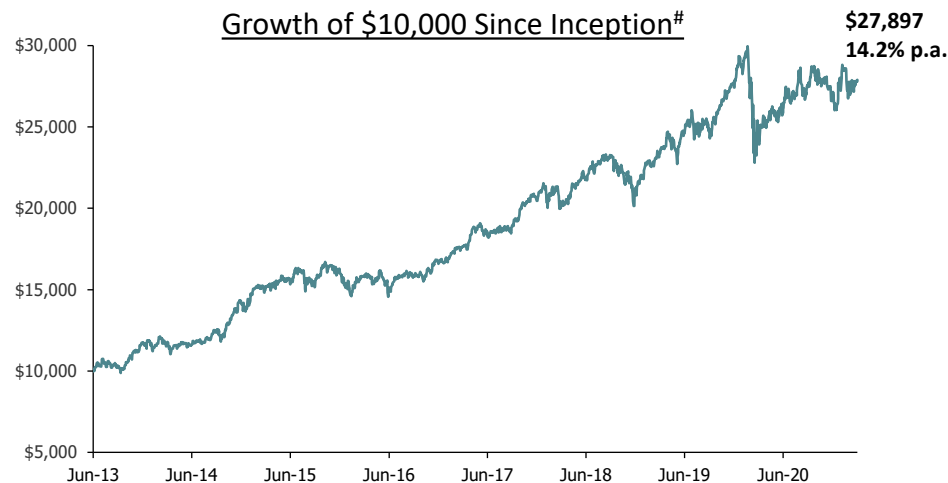
Long-term compounding in advantaged businesses

Returns from positions held >3 years

Holding	Month of Investment	Years Held	Annual Share Price Gain
	Jun 2016	4.8 +	26%
	Nov 2013	7.3 +	21%
	Nov 2015	3.9	21%
	Jun 2013	4.1	20%
	Feb 2017	4.1 +	17%
	Jun 2013	5.9	15%
	Jun 2013	3.1	12%
	Jun 2013	3.3	11%
	Oct 2015	3.6	8%
	Jun 2013	3.9	-14%
	Nov 2018	2.3 +	38%

Consistent outperformance > 10% p.a. objective

Strategy outperformed objective 93% of the time with avg. 3 year net return of 13.8% p.a.



3 Year Rolling Returns After Fees	Against Strategy's 10% p.a. Return Objective
Number of monthly observations	58
Monthly observations > objective	54
Outperformance consistency	93%
Average annualised return	13.8%
Average excess return (p.a.)	3.8%

Only 4 monthly observations below the 10% p.a. objective, with an average 3 year return of 9.3% p.a. after fees

The inception date is 1 July 2013 inclusive. Based on the Magellan High Conviction Fund Class A. Data as at 31 March 2021. Calculations are based on exit price with distributions reinvested, after ongoing fees and expenses but excluding individual tax, member fees and entry fees (if applicable). Returns are denoted in AUD.



Netflix Case Study

Streaming a long-term winner with huge potential

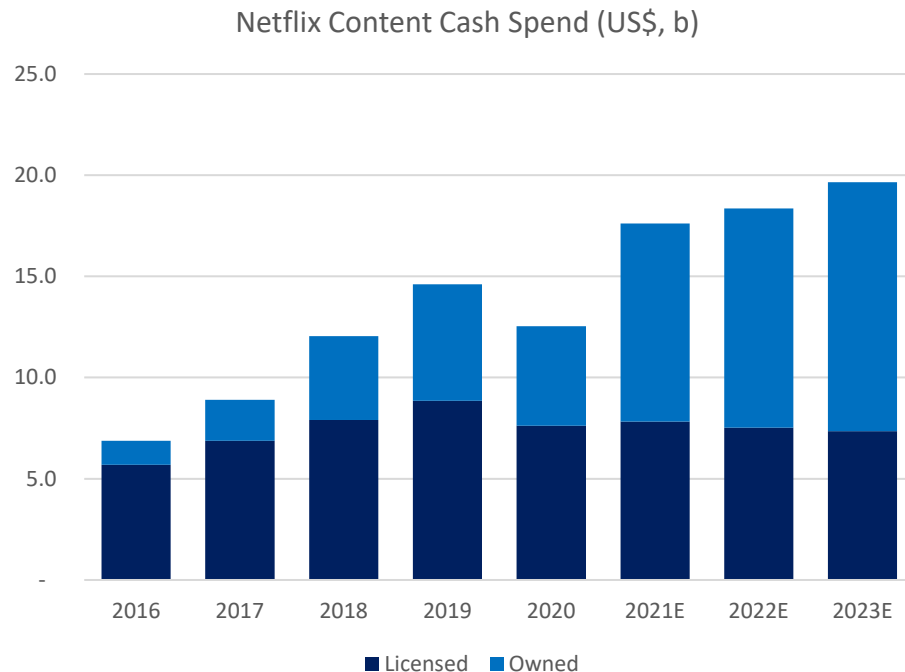
- Superior user experience and value proposition.
- Streaming benefiting from virtuous cycle.
- Over US\$200b in global household spend on pay-tv up for grabs.
- Streaming household penetration likely to exceed pay-tv.
- Dominant form of distribution for next generation.



Netflix incredibly well positioned given its immense scale

Content is largest expense and hugely scalable

- >200m global subscribers.
- Best in class value proposition.
- Constant stream of new content.
- Proven ability to scale local content globally.
- Growing owned content library.

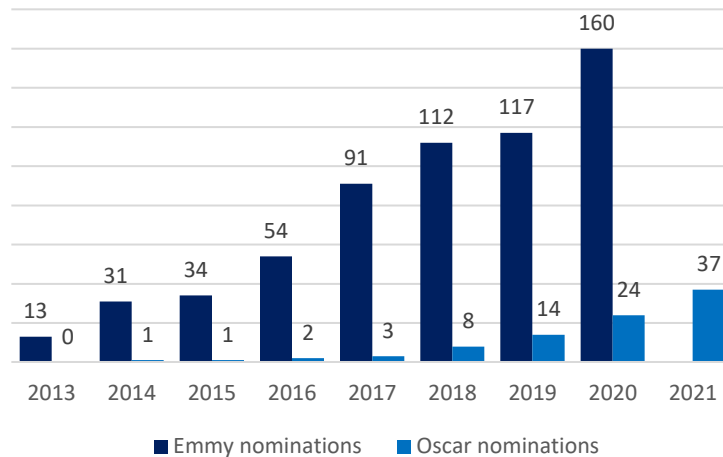


Netflix incredibly well positioned given its immense scale

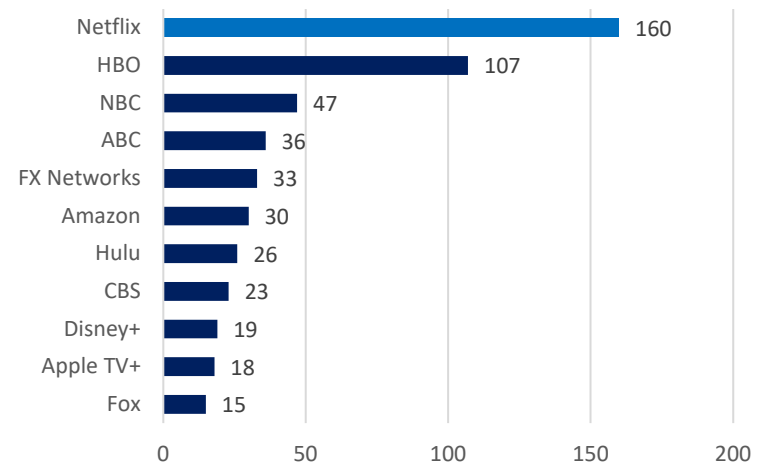
Content is largest expense and hugely scalable

- Industry leading 160 Emmy nominations in 2020: *Ozark*, *The Crown*, *The Queen's Gambit*, *Stranger Things*
- Industry leading 37 Oscar nominations in 2021, third highest by any studio ever.

Netflix award nominations



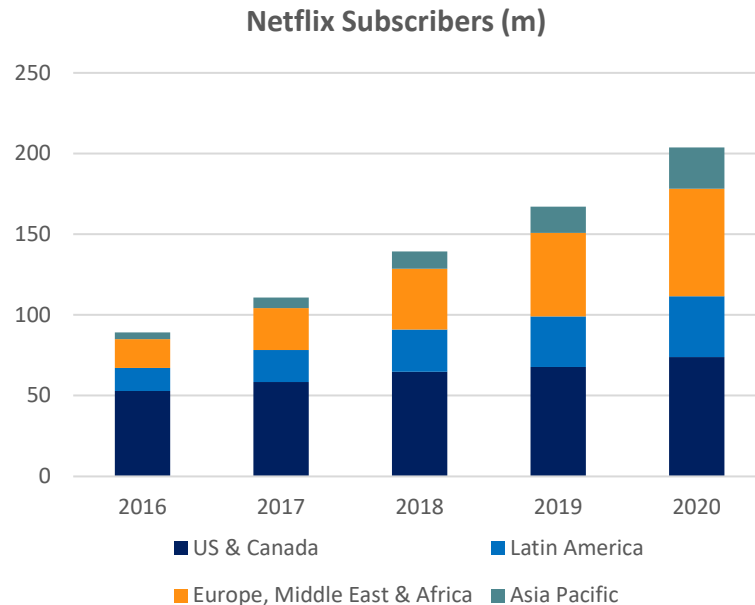
2020 Emmy nominations



and early mover status globally

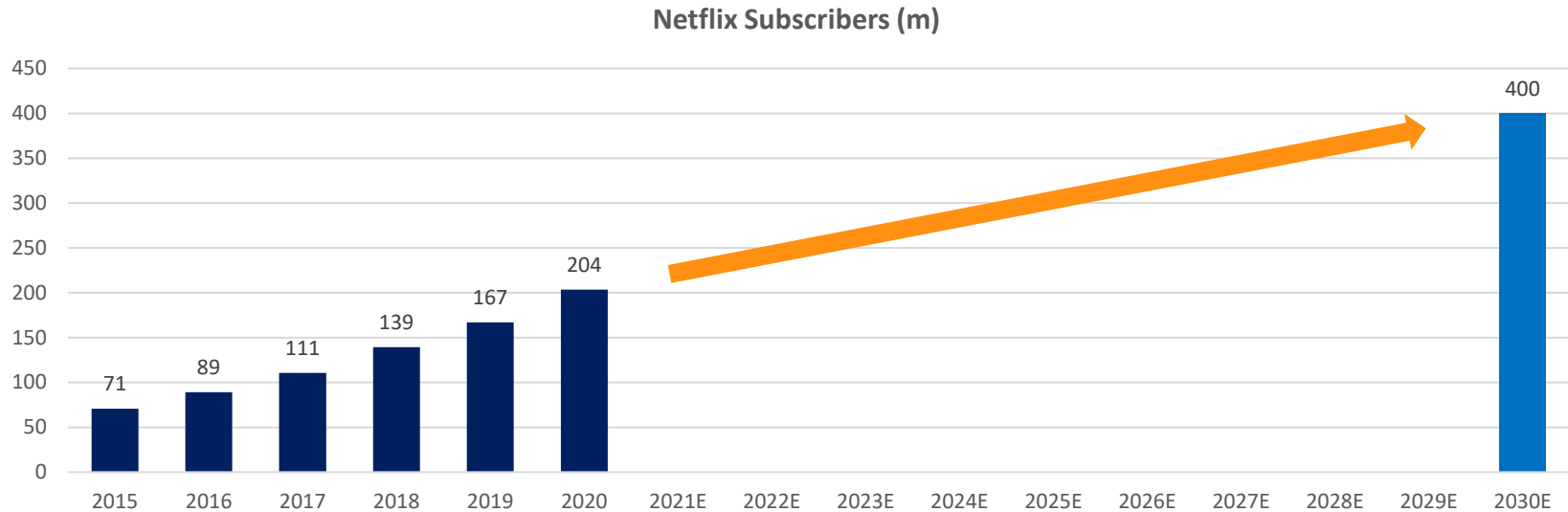
Netflix available globally ex-China by 2016, years ahead of peers

- US only ~1/3rd of subscribers as at Dec 31, 2020.
- Deep understanding of local consumer preferences.
- Significant pipeline of local original content.
- Established distribution and payment channels.



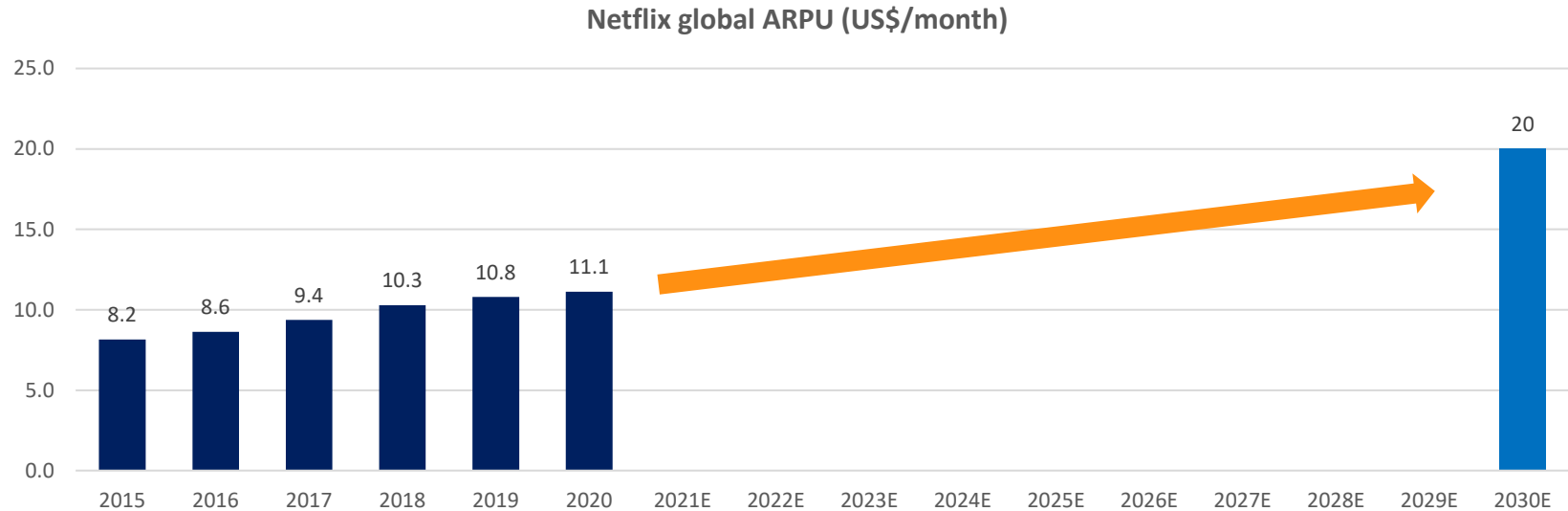
Large runway for Netflix subscriber growth

- Added ~25m subscribers a year from 2015-2020.
- Potential to reach 400m subscribers by 2030 with additional upside.



Netflix has significant latent pricing power

- Netflix service significantly under priced relative to the value it provides.
- Potential for subscription ARPU to nearly double by 2030.



Netflix represents a compelling long-term investment

- Potential ~US\$100b in revenue by 2030.
- Scalable model supports significant margin expansion.
- Highly defensive business model.
- Attractive long-term investment.






Macro & Market Views

Short term risks balanced

- Effective vaccine rollout
- Reopening of economies
- Record monetary and fiscal stimulus











- Vaccine escape mutation
- Bursting of speculative bubbles
- Inflation/reversal of monetary policy





Q&A

Portfolio of advantaged and undervalued companies

Cash 6%	Digital Payments	Cloud Computing	Digital Advertising	Mobile and E-Commerce	Digital Fin. Networks	Chinese Consumer	Digital Media
 Microsoft 15%		✓	✓				✓
 Alphabet 15%	✓	✓	✓	✓			✓
 facebook 11%	✓		✓	✓			✓
 NETFLIX 11%							✓
 Tencent 腾讯 9%	✓	✓	✓	✓		✓	✓
 Alibaba Group 9%	✓	✓	✓	✓		✓	✓
 STARBUCKS 7%	✓			✓		✓	
 iCloud 6%					✓		
 SAP 6%		✓					
 VISA 5%	✓			✓			



Increased Disclosure

.

Increased disclosure

Magellan High Conviction Strategy's new disclosure policy

Quarter End	Detail	Location - Fund	Location - Trust
March	Alphabetical holdings after approx. 2 month lag	Magellan Website	ASX Website
June	Holdings and weights in Annual Letter	Magellan Website	ASX Website
September	Alphabetical holdings after approx. 2 month lag	Magellan Website	ASX Website
December	Holdings and weights after approx. 2 month lag	Magellan Website	ASX Website

Continue to provide monthly factsheets, including Top 5 Holdings alphabetically