

# Top Holders Grouped Report

## SSH Group Limited

Security Class(es): SSH - ORDINARY FULLY PAID SHARES




Security Class(es): SSHESC24 - ESCROWED SHARES - 24M FROM QUOTATION

Security Class(es): SSHESC12 - ESCROWED SHARES - 18/02/2022

Display Top: 20

 As at Date: 09-Sep-2021

| Position | Holder Name   | Holding    | % IC   |
|----------|---|------------|--------|
| 1        | PROSPEROUS ASSETS PTY LTD<br><PROSPEROUS ASSETS A/C>  | 12,500,000 | 20.89% |
| 2        |  CITICORP NOMINEES PTY LIMITED                                     | 4,509,481  | 7.54%  |
| 3        | PRINCIPAL INVESTMENT HOLDING PTY LTD<br><PRINCIPLE INV HOLDING A/C>   | 3,579,685  | 5.98%  |
| 4        | PROSPEROUS BEGINNINGS PTY LTD<br><PROS BEGINNINGS SF A/C>   | 2,875,000  | 4.80%  |
| 5        | PRINCIPLE INVESTMENT FUND PTY LTD<br><PRINCIPLE INVESTMENT SF A/C>  | 1,545,315  | 2.58%  |
| 6        | AWJ FAMILY PTY LTD<br><ANGUS W JOHNSON FAMILY A/C>  | 1,000,000  | 1.67%  |
| 7        | TRIBECA NOMINEES PTY LTD  | 950,000    | 1.59%  |
| 7        | SHAH NOMINEES PTY LTD   | 950,000    | 1.59%  |
| 8        | BELLCOO INVESTMENTS PTY LTD<br><THE NORTHLAD S/F A/C>   | 750,000    | 1.25%  |
| 9        |  PRINCIPAL GLOBAL INVESTMENTS PTY LTD <PRINCIPAL GLOBAL S/F A/C> | 661,111    | 1.10%  |
| 10       | BROWN BRICKS PTY LTD<br><HM A/C>  | 550,000    | 0.92%  |

| Position      | Holder Name  | Holding           | % IC          |
|---------------|--|-------------------|---------------|
| 11            |  <b>HUSTLER INVESTMENTS PTY LTD</b>             | 501,666           | 0.84%         |
| 12            | KLI PTY LTD<br><THE T TEH'S FAMILY A/C>  | 500,000           | 0.84%         |
| 12            | FORMICA INVESTMENTS PTY LTD<br><THE FORMICA FAMILY S/F A/C>  | 500,000           | 0.84%         |
| 12            | ARREDO PTY LTD   | 500,000           | 0.84%         |
| 12            | ROJUL NOMINEES PTY LTD<br><RR MARTIN SUPER FUND A/C>   | 500,000           | 0.84%         |
| 12            | SIMWISE DEVELOPMENTS PTY LTD   | 500,000           | 0.84%         |
| 12            | STEV SAND PTY LTD  | 500,000           | 0.84%         |
| 13            |  <b>JANATAR PTY LTD &lt;THE JANATAR A/C&gt;</b> | 461,111           | 0.77%         |
| 14            | MURDOCH CAPITAL PTY LTD<br><GLOVAC SUPERFUND A/C>  | 445,000           | 0.74%         |
| 15            |  <b>RATDOG PTY LTD</b>                          | 406,250           | 0.68%         |
| 16            | MOUNTS BAY INVESTMENTS PTY LTD<br><CT SUPER FUND A/C>  | 395,000           | 0.66%         |
| 17            | MR ANTANAS GUOGA   | 375,000           | 0.63%         |
| 17            | ALISSA BELLA PTY LTD<br><THE C&A TASSONE SUPER A/C>  | 375,000           | 0.63%         |
| 17            | MR MR STEVEN SCOT DAY  | 375,000           | 0.63%         |
| 18            | NARRADONG PTY LTD  | 370,000           | 0.62%         |
| 19            | VANGUARD SUPERANNUATION PTY LTD<br><VANGUARD INVESTMENT A/C>   | 350,000           | 0.58%         |
| 19            | HARNAT NOMINEES PTY LTD  | 350,000           | 0.58%         |
| 20            | LTL CAPITAL PTY LTD  | 325,000           | 0.54%         |
| <b>TOTALS</b> |  | <b>37,599,619</b> | <b>62.84%</b> |

| Position             | Holder Name | Holding    | % IC    |
|----------------------|-------------|------------|---------|
| Total Issued Capital |             | 59,834,399 | 100.00% |

 Holding is aggregated over a shareholder group

 Report generated on 09-Sep-2021 at 05:48 PM