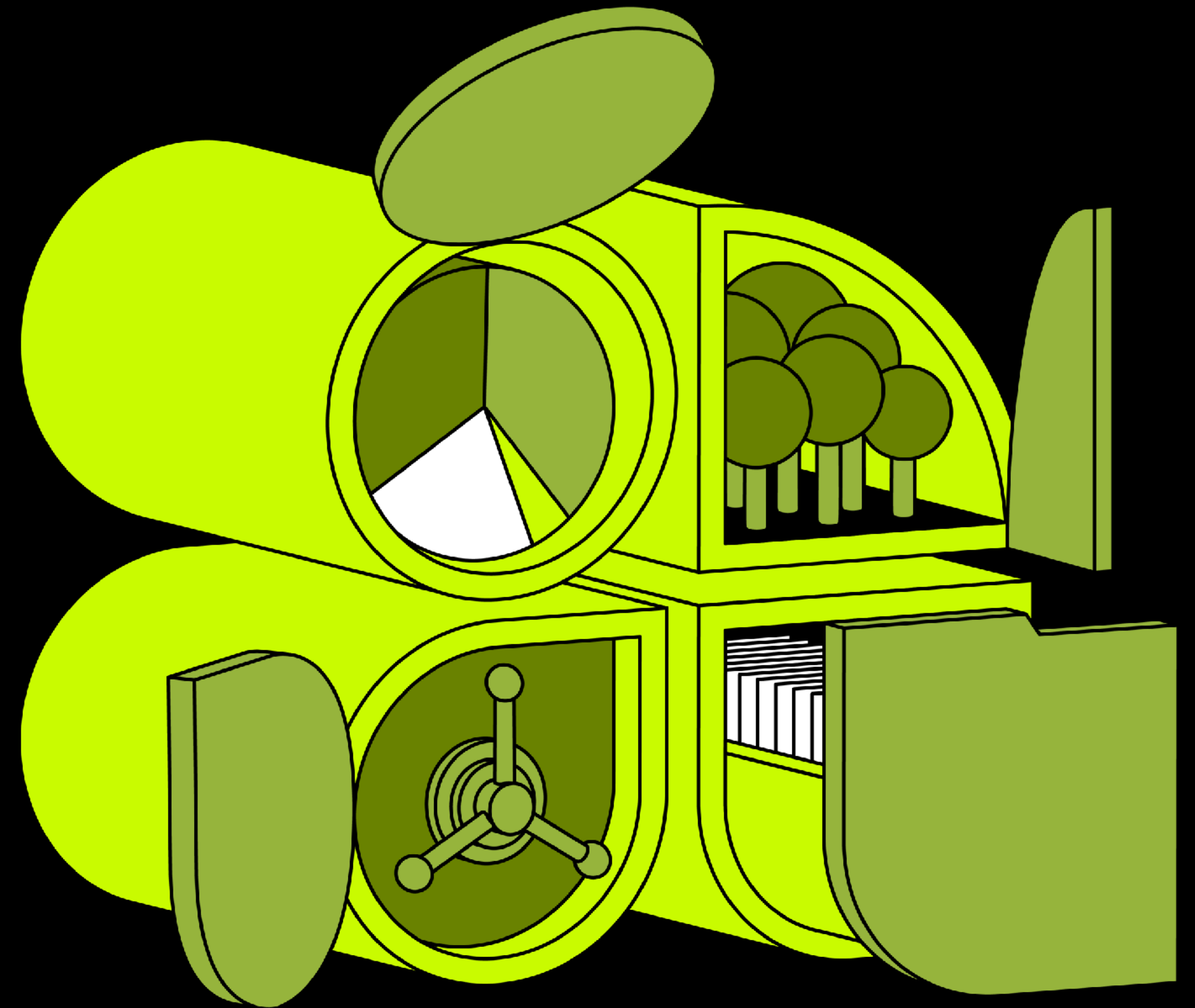


# FY23 Ansarada Annual General Meeting



# <sup>2</sup>Hear from Sam Riley, Our CEO

## Our belief

Ansarada believes when information and processes are structured correctly, organisations gain the insight and confidence required to achieve better outcomes, for their business, their people and the world.

## Our mission

Bring order to organisational chaos to increase business value and help companies realise their potential by becoming greater forces for good and for growth.

Good growth.

## Our vision


Our vision is to see thousands of businesses establish the foundations that strengthen the sustainability of their business, enabling them to create and deliver more value to their stakeholders and the planet.

We do this by providing a software platform that helps bring order to the chaos they face in managing the information and processes required to operate a truly sustainable business.




# Our values

Care  
Nurture every bit of potential.  
Success is in the details.



Courage  
Be comfortable with conflict.  
Take the lead even if you think no one is following.



Change  
Challenge convention.  
Bring others on the journey.



# <sup>3</sup>The Problem

Never before has the management of information and processes been so critical to outcomes for companies, society and the planet.



Companies that are poor at organising, securing and optimising their management of information and critical processes experience daily chaos and uncertainty.

They are increasingly placing their futures at risk, especially as momentum continues with the sustainability revolution triggering more regulation and rising demands from company stakeholders.

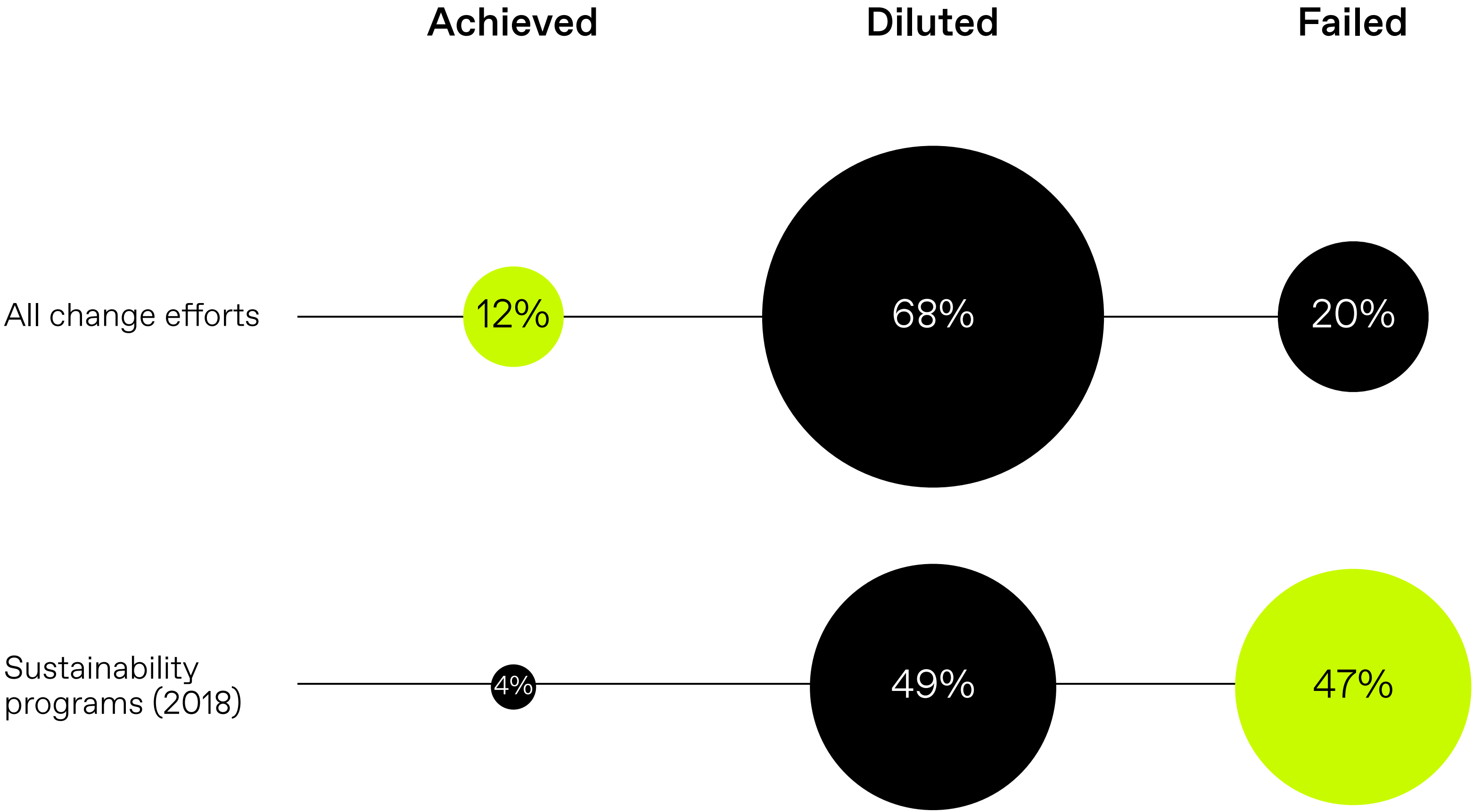
Poor management of information and processes equals poor business performance and decreased value




## 3 typical information and process management gaps

Unorganised	Inadequate process	Risk
<p><sup>01</sup> Unorganised, missing and wrong information</p> <p>Confusion and delays, impaired decision making quality and speed.</p>	<p><sup>02</sup> Generic tools overused (spreadsheets, emails, general storage) combined with inadequate processes</p> <p>Misalignment, mistakes, inefficiencies, silo's and unscalable</p>	<p><sup>03</sup> Poor visibility, controls and security over information and processes</p> <p>Risk, loss of reputation, trust and business value</p>

Sustainability change proves harder than other types of change




BIG business



Are equipped with the resources and capability to address the risks, demonstrate progress and maximise the rewards of improving on sustainability.

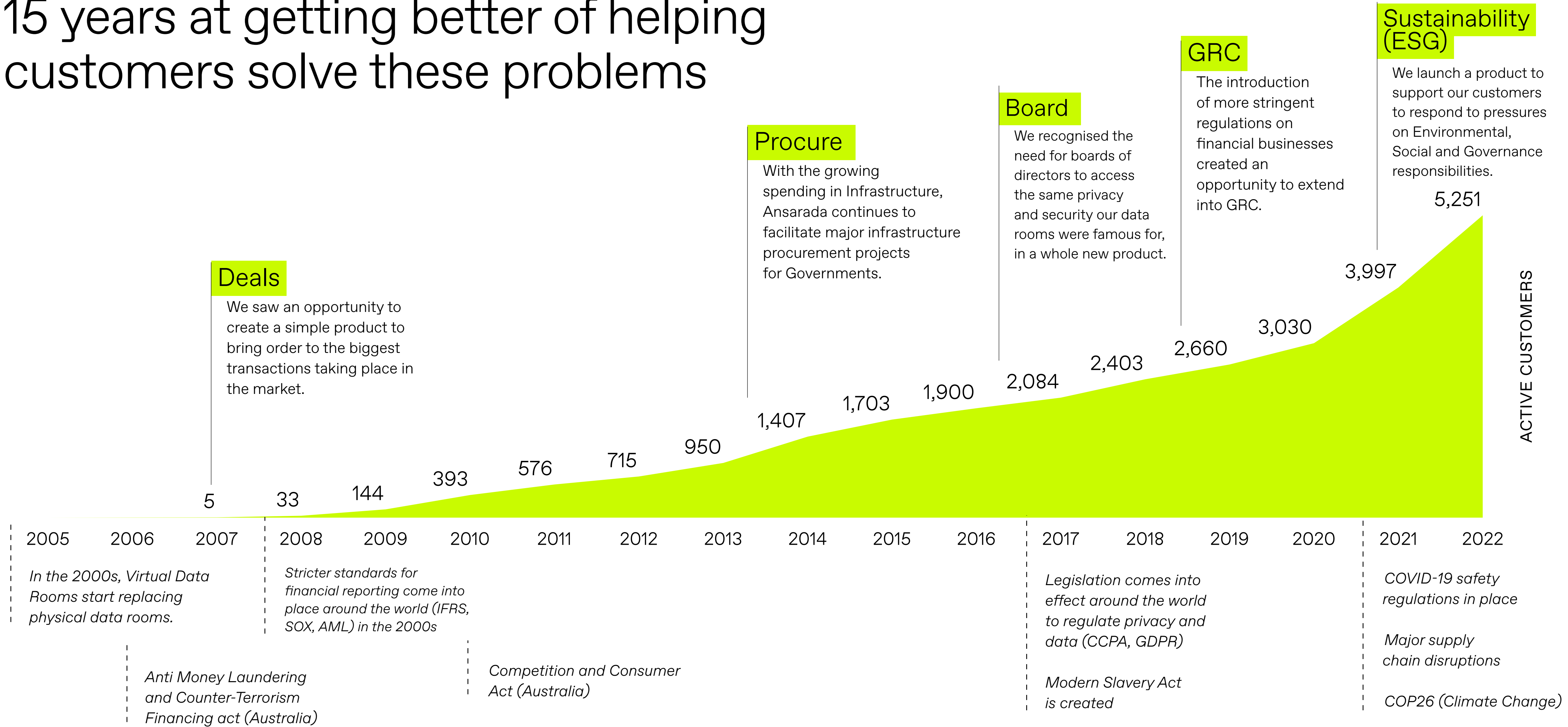
SME



Lack the capabilities and resources to address the problems that are amplifying and increasing risks further. Harder to maximise the rewards of improving on sustainability.



# 15 years at getting better of helping customers solve these problems



# Our platform, product and feature strengths


Ansarada strengths that bring increased order, confidence and value to a business




Granular security over Application, roles and permissions




Extensive Document management & security controls



Highly secure collaboration & process controls



Configurable Workflow & automated notifications



Insights, Reports and detailed audit trails

# <sup>4</sup>Our Strategy

Continue building on our foundations to expand our impact and generate more recurring revenues

## 1Foundation

Deals  
Procure  
Board  
GRC

Culture  
Reputation  
Global

Investment in  
product and top of  
funnel

#customers

## 2Expansion

Multi-product and scale

Brand  
Product Led Growth  
Freemium  
Digital  
Modularisation  
ESG

#conversion

Ansarada today

## 3Sustainable value creation

Embedded critical operational software


Highly recurring relationships extending lifetime value

#life time revenue (LTR)



# Expansion: Building on what we have already done, the impact of it and all self-funded

- 1 Brand
- 2 Freemium
- 4 Digital Ecommerce
- 5 Product Led Growth
- 6 Modularisation
- 8 Lego-fying our technology
- 9 ESG



Deals



Procure



GRC



ESG

5 year strategy



The plays

- 01 Continue to expand digital customer acquisition channel
- 02 Target higher freemium conversion using Product Led Growth methodology
- 03 Focus on higher quality revenue leveraging key modules (*Workflow, Secure File Share* etc)
- 04 Convert multiple deal use cases into large corporate ARR.

Highlights

Self-funded growth.  
Higher recurring revenue.  
Expanding Digital channel.

Now (FY22)

\$40.3M

FY22 Deals + Advisory  
AASB revenue

2,729

FY22 Deals +Advisory  
Subscribers

Our Objective

50% ARR

The percentage of our Deals revenue  
that is recurring

Footnotes  
1 AASB Revenue from deal related product (excludes GRC, Procure, and Board)

5 year strategy



The plays

- 01 Broaden funnel through freemium and capture more single event sign ups.
- 02 Assist recurring revenue generation through offering portfolio style management and reporting features.
- 03 Leverage 2-for-1 functionality from other products to support expansion and LTR growth e.g. *GRC, Board, ESG*.

Highlights

Self-funded growth.  
International Expansion.  
Higher recurring revenue.

Now (FY22)

\$5.4M

FY22 Procure  
AASB Revenue


Our Objective

\$30m+

Target Procure revenue



# <sup>5</sup>What's Next for GRC and ESG

We have seen thousands of businesses get sub-optimal outcomes in deals stemming from a lack of order and gaps in how they manage their critical information in relation to GRC and ESG. The evolution of our platform is to solve for these sub-optimal outcomes and help businesses realise the potential the sustainability revolution affords them. 

# The 5 levels of sustainability maturity

World and  
society

---

<sup>5</sup> Collaborate to change the world

Business and  
ecosystem

---

<sup>4</sup> Upgrade your system

Organization <sup>3</sup> Integrate into the core

<sup>2</sup> Explore and innovate

<sup>1</sup> Lay a solid foundation

# <sup>1</sup> Lay a solid foundation

Embedded platform features

Learning & development

Communication to stakeholders

Individual ESG and GRC product modules

## Assess

- <sup>1</sup>ESG Pulse Check
- <sup>2</sup>Materiality assessment

## Activate

- <sup>3</sup>Strategy & culture
- <sup>4</sup>Plan and targets (KPI's)
- <sup>5</sup>Policies
- <sup>6</sup>Risk & controls
- <sup>7</sup>Measures & accountability

## Achieve

- <sup>8</sup>Reporting & disclosures



# Our ESG and GRC platform focus is founded 7 key principles

01

Demand from SME’s for ESG and GRC solutions is growing driven from several large trends.

02

Competitor landscape in SME is majority adhoc excel, document and email based. Opportunity exists for SaaS.

03

We believe the SME is underserved with sustainability and ESG management software and going it alone is very complex, costly and confusing.

04

We believe there is a strong growth opportunity link combining ESG and Deals.

05

We believe SME adoption of an end to end ESG and GRC platform will be via a freemium module by module approach.



06

Modularisation lowers an SME’s risk and upfront investment of time, resources, change management and costs.

07

Modularisation lowers Ansarada’s risk and upfront investment of time, resources, change management and costs.

5 year strategy

 GRC +  ESG

The plays

- <sup>01</sup> Leverage our customer base to grow ESG + GRC
- <sup>02</sup> ESG Assess is funnel for progressively monetising
- <sup>03</sup> Core set of modular features offered via SaaS
- <sup>04</sup> Investment into net new acquisition via digital marketing as product-market fit is validated

Highlights

SME focus.  
Modular approach.  
Technology to help companies to establish the ESG and GRC foundations necessary for sustainability.

Now (FY22)

\$2.5m

Pro Forma<sup>1</sup> ESG & GRC Revenue<sup>1</sup>

Our Objective

\$100m

Total recurring revenue

Footnotes  
<sup>1</sup> Pro Forma GRC & ESG FY22 Revenue for all of FY22 including revenue before the acquisition of TriLine GRC Pty Ltd in October 2021.

# <sup>6</sup>Summary & Outlook

Continue  
executing our  
expansion  
objectives to  
increase our  
impact and  
generate  
more recurring  
revenues

01

Maintain high gross margins and return to cash flow positivity in 2H. Continue self funding our growth strategy.

02

Deliver boldly on brand strategy to generate demand and help our customers utilise more products that increase their ability to achieve more positive change and impact

03

Execute product roadmaps that bring order and simplicity to the otherwise complex management of information across critical corporate deals, governance and large scale procurement processes.

04

Continued digitisation and automation of customer journey. Better experience for them and increased efficiency and operating leverage for us.

05

Deliver on our ESG and GRC roadmap that's designed to firmly establish us as platform of choice for companies to confidently execute on the opportunities the sustainability revolution offers.

<sup>12</sup>Thank You



# For more information

Please email  
**[investors@ansarada.com](mailto:investors@ansarada.com)**

This announcement was authorised for release by the Board of Ansarada Group Limited.

---

## About Ansarada (ASX:AND)

Ansarada is a SaaS Platform with products used by the world's top companies, advisors and governments to govern their most critical information and processes in Deals and Transaction Management, Board Management, Compliance and Procure. Ansarada enables organisations across the globe to be run more efficiently, with reduced risk and an increased ability to make fast confident decisions. Ansarada is purpose-driven with a mission to help organisations be confident in every critical decision throughout their lifecycle so they can fully realise their potential.

**[ansarada.com](https://ansarada.com)**

# Disclaimer Page

*Summary information*

*This presentation is issued by Ansarada Group Ltd. This presentation contains summary information about the Company and its subsidiaries and their activities, current as at June 2022. The information in this presentation is general in nature and does not purport to be complete or to contain all information which a recipient may require in connection with an investment in the Company. It has been prepared by the Company with due care but no representation or warranty, express or implied, is provided in relation to the accuracy or completeness of the information. Statements in this presentation are made only as of the date of this presentation unless otherwise stated and the information in this presentation remains subject to change without notice. The Company is not responsible for updating, nor undertakes to update, this presentation. Items depicted in photographs and diagrams are not assets of the Company, unless stated.*

*No liability*

*To the maximum extent permitted by law, the Company, and each of their respective affiliates, related bodies corporate (as that term is defined in the Corporations Act) and their respective directors, employees, officers and advisers (together the Relevant Persons) accept no responsibility or liability for the contents of this presentation (including any omission) and make no recommendation or warranties concerning any investment in the Company or any offering or sale of shares. No representation or warranty, express or implied, is made by any of the Relevant Persons as to the fairness, accuracy, adequacy, validity, correctness or completeness of the information, any forecasts, reports, opinions and conclusions contained in this presentation. To the maximum extent permitted by law, the Relevant Persons do not accept any responsibility or liability including, without limitation, any liability arising from fault or negligence on the part of any person, for any direct, indirect, consequential or contingent loss or damage arising from the use of this presentation or its contents or otherwise arising in connection with it. Permission should be sought from the Company for use of information in this presentation by third parties. The Company does not take responsibility for any third party reliance on the information in this presentation. Any liability accepted by the Company to a recipient may only be pursuant to a written agreement executed by the Company with that recipient.*

*Not financial solution advice or offer*

*This presentation is for information purposes only and is not a prospectus, solution disclosure statement or other offer document under Australian law or the law of any other jurisdiction. This presentation is not a financial solution or investment advice, nor a recommendation to acquire securities or accounting, legal or tax advice. It has been prepared without taking into account the objectives, financial or tax situation or needs of individuals. Readers should consider the appropriateness of the information having regard to their own objectives, financial and tax situation and needs, and seek legal and taxation advice appropriate for their jurisdiction. This presentation is not and should not be considered as an offer or invitation.*

*Financial data and effect of rounding*

*All dollar values are in Australian dollars (\$ or A\$) unless stated otherwise. A number of figures, amounts, percentages, estimates, calculations of value and fractions in this presentation are subject to the effect of rounding. Accordingly, the actual calculation of these figures may differ from the figures set out in this presentation.*

*Past performance*

*Past performance given in this presentation is given for illustrative purposes only and should not be relied upon as (and is not) an indication of the Company’s views on its future financial performance or condition.*

*Future performance*

*This presentation contains certain 'forward-looking statements'. Forward-looking statements include those containing words such as: 'anticipate', 'believe', 'expect', 'project', 'forecast', 'estimate', 'likely', 'intend', 'should', 'could', 'may', 'target', 'plan', 'consider', 'foresee', 'aim', 'will' and other similar expressions. Any forward-looking statements, opinions and estimates provided in this presentation are based on assumptions and contingencies which are subject to change without notice and involve known and unknown risks and uncertainties and other factors which are beyond the control of the Company. This includes any statements about market and industry trends, which are based on interpretations of current market conditions. Forward-looking statements may include indications, projections, forecasts and guidance on sales, earnings, dividends, distributions and other estimates. Forward-looking statements are provided as a general guide only and should not be relied upon as an indication or guarantee of future performance. Actual results, performance or achievements may differ materially from those expressed or implied in such statements and any projections and assumptions on which those statements are based. These statements may assume the success of the Company’s business strategies. The success of any of these strategies is subject to uncertainties and contingencies beyond the Company’s control, and no assurance can be given that any of the strategies will be effective or that the anticipated benefits from the strategies will be realised in the period for which the forward-looking statement may have been prepared or otherwise. Readers are cautioned not to place undue reliance on forward-looking statements and except as required by law or regulation, the Company assumes no obligation to update these forward-looking statements.*