

Release Date: 31 January 2024

December 2023 Quarterly Report

Highlights

- The focus of the quarter's activities was the drilling of the Masson and Block 3 nickel and copper sulphide targets, which were based on the defined electromagnetic (EM) plates.
- 2023 Phase 2 RC drill campaign completed the final of three priority MLEM & ASTER targets.
 - Block 3 MLEM Target (Nickel/Base Metals) - drilling completed.
- Diamond Drilling – follow up drilling from sulphides intersected in the RC holes.
 - Masson Target (formerly Block 2) – 178m complete – 54m of sulphides intersected.
 - Block 3 MLEM Target – 191.6m completed.
- Multiple EM Surveys – follow up from RC and diamond drilling of sulphides.
 - Fixed loop EM (FLEM) anomaly - 550m long by 175m wide zone identified at the Masson target, expanding on the high priority MLEM anomalies.
 - Downhole EM (DHEM) plates modelled at the Masson Target.
- Geochemical sampling continued across new prospective target areas.
- Cash at bank of \$1.062m as at 31 December 2023.
- Post Quarter – January 2024 commencement of RC Drilling on Masson and Block 3 moving loop EM (MLEM) and fixed loop EM(FLEM) anomalies.

2023 Phase 2 RC Drill Campaign – Completed Masson Target

The first hole – the discovery intersection – reverse circulation hole (23NRRC0100) intersected 10 metres of disseminated to massive style sulphide mineralization:

- 10m from 98m @ 0.42% Nickel, 0.39% copper, 0.04% cobalt and 0.32g/t PGE's (Pt, Pd) including **5m @ 0.73% nickel, 0.53% copper, 0.06 % cobalt and 0.55g/t PGE's (Pt Pd) from 102m.**



Figure 1 - Sulphide mineralisation from hole NRRC100 104-105 metres

Masson target diamond drill hole - NRRD008

Follow up diamond hole (NRRDD008) – intersected a 54-metre sulphide mineralized zone from 126m as predicted by the EM model, assay highlights include:

- 5.5m from 126.5m @ 0.36% nickel, 0.27% copper, 0.04% cobalt and 0.25g/t PGE's (Pt, Pd) including **2m from 130m @ 0.66% nickel, 0.42% copper, 0.07% cobalt and 0.57g/t PGE's (Pt, Pd)** and **1m from 130m @ 0.81% nickel, 0.46% copper, 0.07% cobalt and 0.53g/t PGE's (Pt, Pd)**
- 2m from 136.5m @ 0.37% nickel, 1.07% copper, 0.07% cobalt and 0.27g/t PGE's (Pt, Pd) including **1m from 137m @ 0.40% nickel, 1.49% copper, 0.10% cobalt and 0.29g/t PGE's (Pt, Pd)** and **0.5m from 137m @ 0.35% nickel, 2.05% copper, 0.17% cobalt and 0.33g/t PGE's (Pt, Pd)**
- The mineralization continues to 171.5m and also contains elevated values of cobalt and platinum group metals (PGM's)



Figure 2 - NRDD008 - Chalcopyrite within massive pyrrhotite




Figure 3 - NRDD008 - Massive sulphides pyrrhotite >> pyrite >> chalcopyrite




Figure 4 - NRDD008 - Massive pyrrhotite

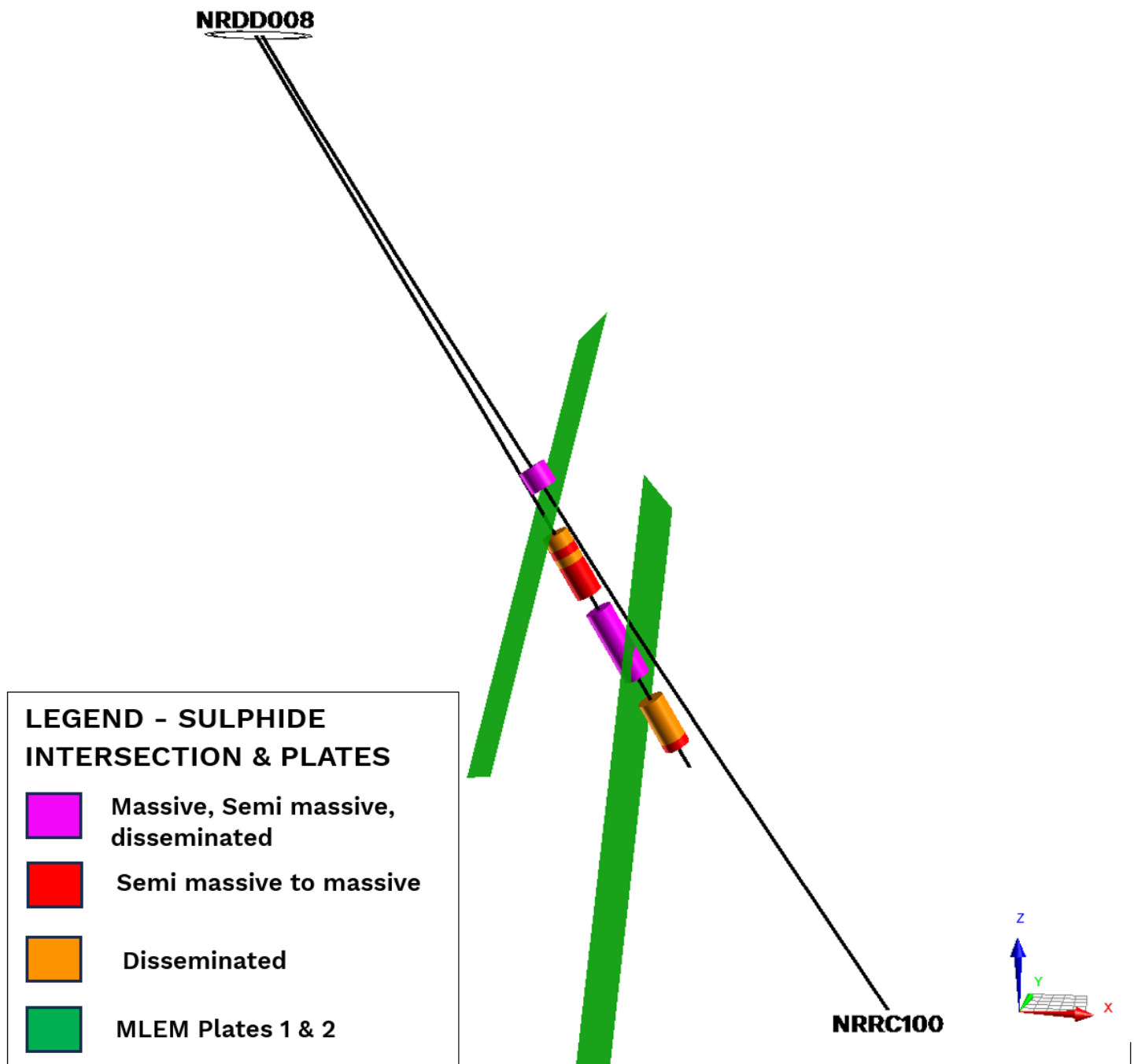


Figure 5 - Masson Target cross section of sulphide mineralisation relative to conductive EM plate position NRRD008 & NRRC0100

EM Surveys – Fixed Loop (FLEM) and Downhole (DHEM) – Masson Target

- **Downhole electromagnetic (DHEM)** survey completed on hole 23NRRC0100 has resulted in 3 additional conductive plates modelled within and off the hole.
- **Fixed loop electromagnetic (FLEM)** survey completed at the Masson Prospect indicate the mineralized sulphide zone is within **a large (550m long x 175m wide) EM anomaly** – indicating potential for the Masson discovery to be a large, massive nickel-copper sulphide deposit.

Both holes intersected mineralisation where predicted by the EM modeling, which has been described by Resource Potentials Geophysical Consultants as having all the characteristics of a massive sulphide occurrence.

The intersections are within a large EM conductor with a linear strike length of 550m x 175m width and are open beyond the northern and southern extent of the EM modelling. Drilling confirmed mineralization and indicates that the remainder of the EM conductor is likely to be a large body of massive sulphide similar to that intersected in 23NRRC0100 and NRDD008 (Figure 1, 2, 3 & 4).

The FLEM conductive trend appears to curve around at the edges of the grid and coincides with the curved magnetic anomaly seen in the magnetic images suggesting sulphide mineralisation along the contact

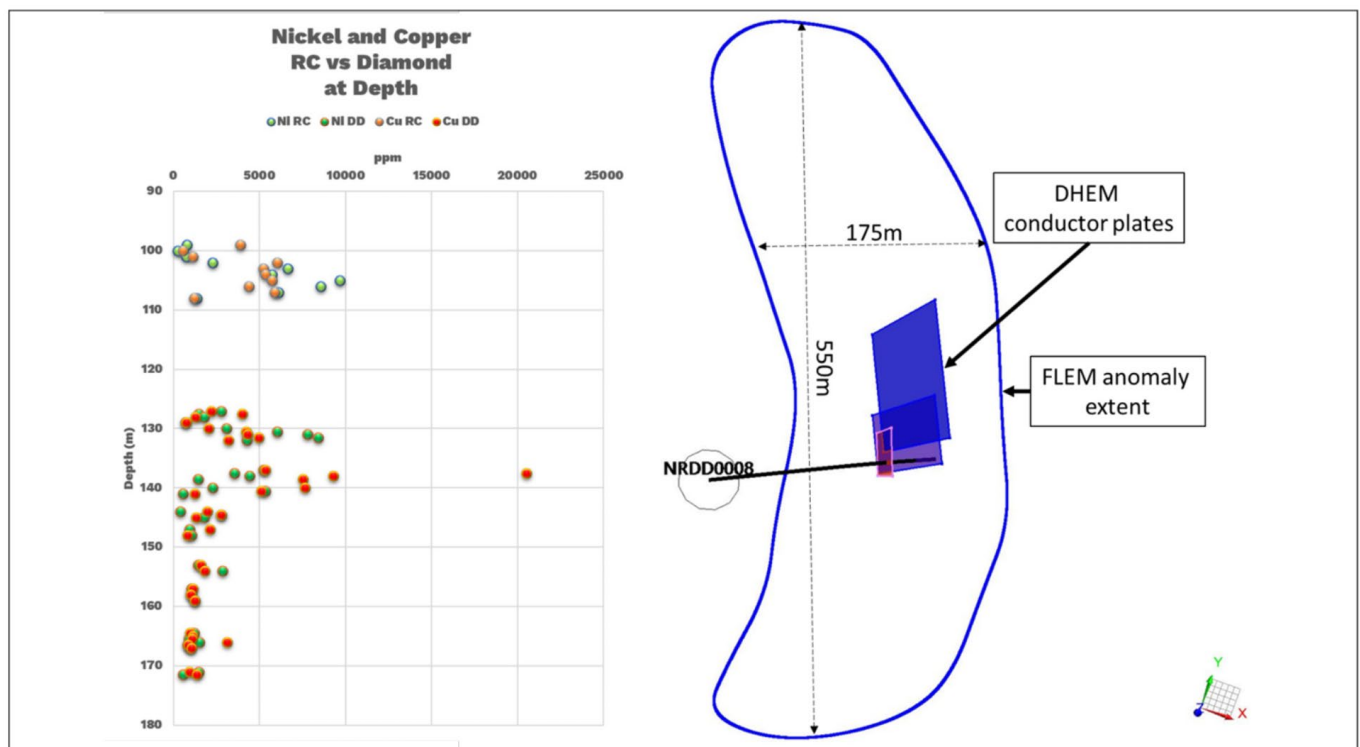


Figure 6 - Nickel and Copper Mineralization depth for both NRRC0100 and NRDD008 relative to DHEM plates and FLEM anomaly.

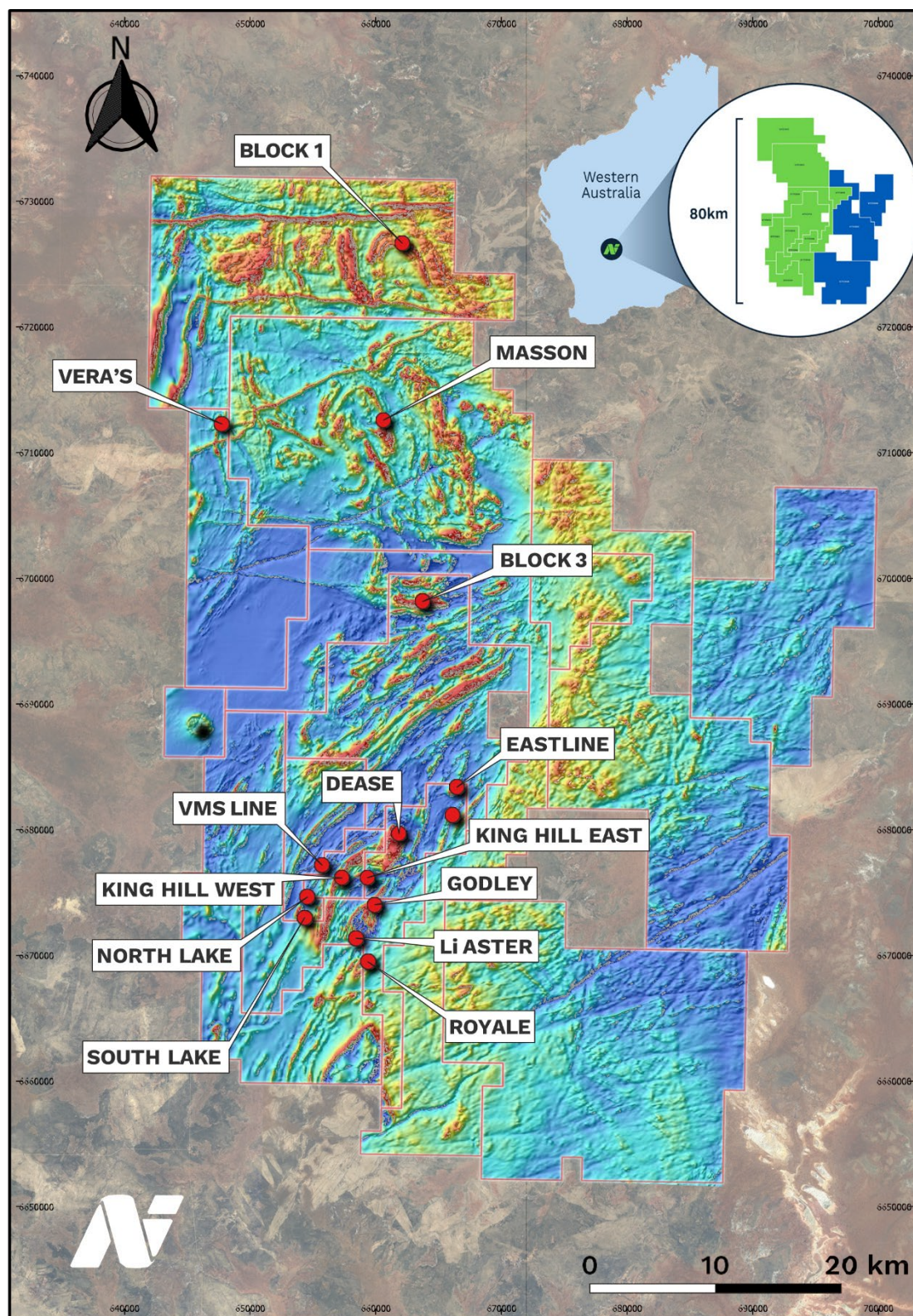


Figure 7 - Nimy Mons project tenement map magnetics with prospects

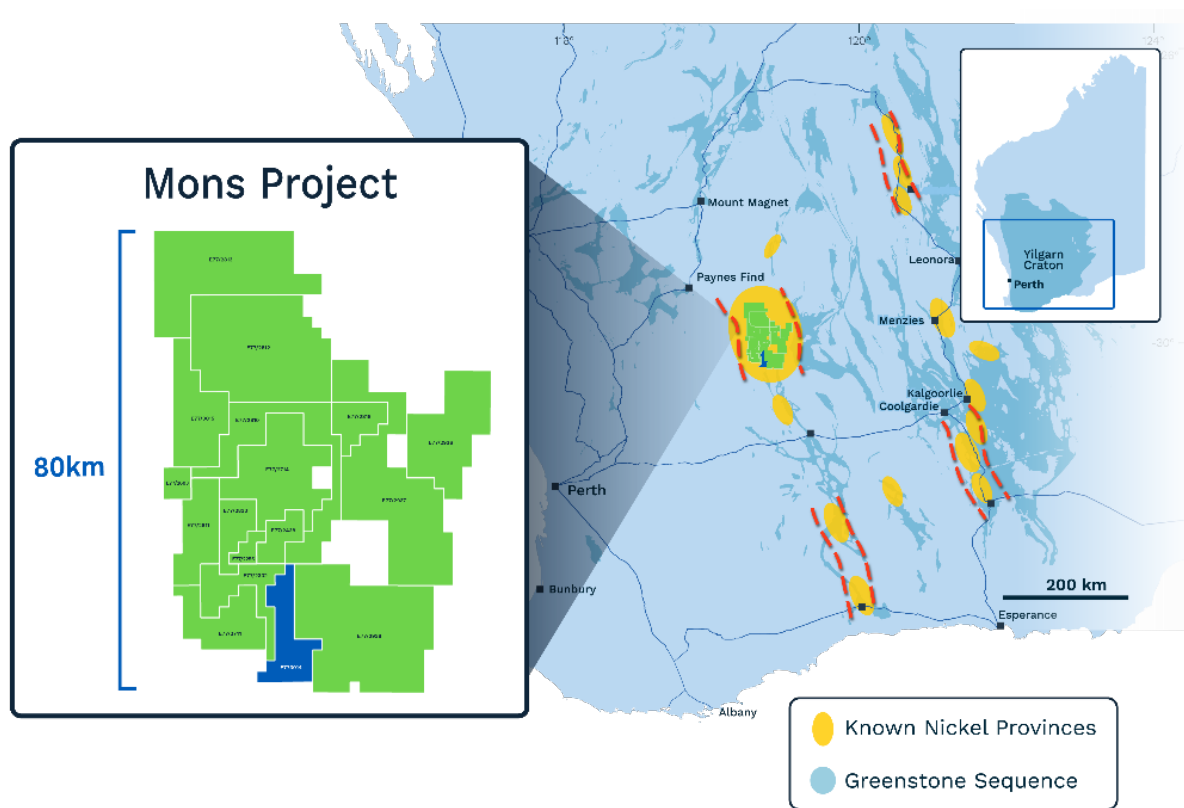


Figure 8 - Mons Project and Tenement Location on the Yilgarn Craton in Western Australia

December 2023 Quarter Announcements

3/10/23	Massive Nickel-Copper Sulphides in First Hole
17/10/23	Assays Confirm Nickel and Copper Massive Sulphides
25/10/23	Hole Intersects 54m of Nickel Copper Sulphides from 118m
15/11/23	Nimy Resources Investor Presentation November 2023
8/12/23	Strong Nickel and Copper in large EM anomaly

Additional ASX information

The Company provides the following information pursuant to ASX Listing Rule requirements:

Related party payments included in the Quarterly cashflow report

In accordance with the ASX Listing Rules, the Company will also lodge its cash flow report for the quarter ending 31 December 2023 today. Included in those cashflows are payments to related parties and their associates as follows:

- (a) Payments of \$117k in Director Fees (including superannuation as applicable) to a related entity of Mr Hampson, a related entity of Mr Lill and a related entity of Mr Price; and

- (b) Payments of \$103k for monthly management services and monthly rental charges to a related entity of Mr Hampson.

The Company had a closing cash balance of \$1.062m at the reporting date.

Exploration and Evaluation Expenditures

The Company spent \$831k in cash on exploration and evaluation work in the quarter, which comprised \$296k for drilling expenses, \$131k for sample testing and analysis, \$61k for rents and rates, \$14k for hiring mining equipment, \$79k for geophysical work and \$250k for other related tenement costs.

The Company also confirms that there was no mine production and development activities for the quarter.

Use of Funds

Pursuant to ASX Listing Rule 5.3.4, the Company provides the following update between its actual expenditure incurred and the proposed use of funds as announced to the ASX on 18 November 2021:

	Use of Funds for 24 Months AUD\$ (22.11.21)	Use of Funds Pro-Rata to AUD\$ 31.12.23*	Actuals (22.11.21 to 31.12.23) \$AUD	Variance AUD\$	Note
Geochem and geophysical	489,000	515,125	1,592,771	1,077,646	1
Drilling and assay costs	1,980,476	2,086,282	3,939,294	1,853,012	2
Technical expert and studies	448,828	472,806	1,145,947	673,141	3
Tenement and site access costs	515,573	543,117	911,307	368,190	4
Working capital	1,622,550	1,709,234	1,652,839	-56,395	5
Costs of the Offer	703,610	703,610	831,729	128,119	6
Administration costs	688,463	725,244	1,519,684	794,440	7
Total	6,448,500	6,755,419	11,593,572	4,838,153	

Table 1 - Comparison of actual expenditure to the Use of Funds statement in the Prospectus dated 6 October 2021

*Pro-rata adjustment of 100% (24 months) applied to expenditure items in the Use of Funds budget.

The Company confirms that all funds raised in the November 2021 IPO, including available cash balances at the time, have been fully utilised by the Company since its IPO in November 2021. The Company successfully raised \$3.3 million in February 2023, \$1.75 million in August 2023 and \$750k in November 2023 and are currently funding its operations with those funds, with the use thereof included above.

Note 1

Includes Moving Loop electromagnetic surveys (MLEM) conducted in December 2021 and during the Q1 FY23 as well as geological consulting services provided by Fergus Jockel Geological Services, UTS Geophysics Pty Ltd and Gap Geophysics Australia.

Note 2

The Company completed two diamond drill holes at the Godley target and one diamond drill hole at the Dease prospect. The Company completed the initial diamond drilling campaign at the Mons Project during Q1 and Q2 FY23, undertook further assay work and commenced and completed a planned 8,000m RC drilling program over 9 priority targets during Q3 and Q4 FY23. The Company also undertook a 16-hole drill program testing lithium and nickel targets at its Mons Project in WA.

Note 3

Includes several analysis and sampling mineral samples services rendered mainly by Bureau Veritas Minerals, Intertek Genalysis, Petricore Solutions, Labwest Minerals Analysis Pty Ltd and Resource Potentials.

Note 4

The tenement and site access costs incurred as the Company setup an initial exploration camp prior to starting exploration activities in FY22. The variance is further attributable to timing of the pro-rata budget and actual expenditures as well as site access cost incurred in Q3 FY23 and Q1 and Q2 FY24.

Note 5

Working capital budget is aligned to expenditure incurred.

Note 6

Part of the cost of the offer was allocated to administration cost to align with relevant accounting standards which disallowed allocation of certain costs to this category. This treatment aligns with the audited annual reported figures. \$211k capital raising cost refers to capital raised in February 2023.

Note 7

Difference due to timing of pro-rata budget compared to actual activities, including a number of expenses initially incurred which should even out over time. The total also includes approx. \$72k in relation to listing on the German Stock Exchange, approx. \$254k in advertising fees, approx. \$144k in relation to consulting fees for tenement management and fieldwork and approx. \$220k IPO related expenses.

Tenement Schedule

The Mons Project tenement package consists of 12 granted tenements and 4 pending tenements. All tenements are located in Western Australia.

The following information is provided pursuant to ASX Listing Rule 5.3.3 for the quarter:

Tenement	Commence	Expiry	Area (Blocks)	Approx. Area Ha	Locality	Status
E77/2255	10-Mar-15	9-Mar-25	7	1,960	Mount Jackson	Approved
E77/2332	4-Jul-16	3-Jul-26	32	8,960	Mount Jackson	Approved
E77/2438	9-Oct-17	8-Oct-22	16	4,480	Mount Jackson	Approved
E77/2683	29-Mar-21	28-Mar-26	9	2,520	Mount Jackson / Karroun Hill	Approved
E77/2714	15-Apr-21	14-Apr-26	75	21,000	Mount Jackson West	Approved
E77/2741	7-Jul-21	6-Jul-26	41	11,480	Mount Jackson / Karroun Hill	Approved
E77/2810	20-Jan-22	19-Jan-27	66	18,480	Karroun Hill NR East	Approved
E77/2811	20-Jan-22	19-Jan-27	37	10,360	Karroun Hill NR East	Approved
E77/2812	20-Jan-22	19-Jan-27	135	37,800	Karroun Hill NR East	Approved
E77/2813	28-Jan-22	27-Jan-27	112	31,360	Karroun Hill NR East	Approved
E77/2818	28-Jan-22	27-Jan-27	20	5,600	Karroun Hill NR East	Approved
E77/2833	28-Jan-22	27-Jan-27	20	5,600	Mount Jackson	Approved
E77/3015	19-Jul-2023	18-Jul-2028	51	14,280	Mount Jackson	Approved
E77/3104	N/A	N/A	35	9,800	Mount Jackson	Pending
E77/2938	3-Jul-23	3-Jul-28	146	40,880	Kawana	Approved
E77/2936	3-Jul-23	3-Jul-28	70	19,600	Menzies	Approved
E77/2937	3-Jul-23	3-Jul-28	30	36,400	Kawana North	Approved

Table 2 - Nimy Resources Tenement Schedule

This announcement has been approved for release by the Nimy Resources Board

Company Information

Nimy Resources Limited
Richard Moody
info@nimyresources.com.au
(08) 9261 4600

Investor Information

Read Corporate
Paul Armstrong
info@readcorporate.com.au
(08) 9388 1474

Nimy Resources ASX:NIM

Board and Management

Simon Lill

Non-Executive Chairman

Luke Hampson

Executive Director

Christian Price

Executive Director

Henko Vos

Secretary/CFO

Fergus Jockel

Geological Consultant

Ian Glacken

Geological Technical Advisor

Capital Structure

Shares on Issue – 139.4m

Options on Issue – 34.0m

Contact:

info@nimyresources.com.au

Competent Person's Statement

The information contained in this report that pertain to Exploration Results, is based upon information compiled by Mr Fergus Jockel, a full-time employee of Fergus Jockel Geological Services Pty Ltd. Mr Jockel is a Member of the Australasian Institute of Mining and Metallurgy (1987) and has sufficient experience in the activity which he is undertaking to qualify as a Competent Person as defined in the December 2012 edition of the "Australasian Code for Reporting of Exploration Results, Mineral Resources and Ore Reserves" (the JORC Code). Mr Jockel consents to the inclusion in the report of the matters based upon his information in the form and context in which it appears.

Forward Looking Statement

This report contains forward looking statements concerning the projects owned by Nimy Resources Limited. Statements concerning mining reserves and resources may also be deemed to be forward looking statements in that they involve estimates based on specific assumptions. Forward-looking statements are not statements of historical fact and actual events, and results may differ materially from those described in the forward-looking statements as a result of a variety of risks, uncertainties and other factors. Forward looking statements are based on management's beliefs, opinions and estimates as of the dates the forward-looking statements are made and no obligation is assumed to update forward looking statements if these beliefs, opinions and estimates should change or to reflect other future developments.

About Nimy Resources and the Mons

Nickel Project

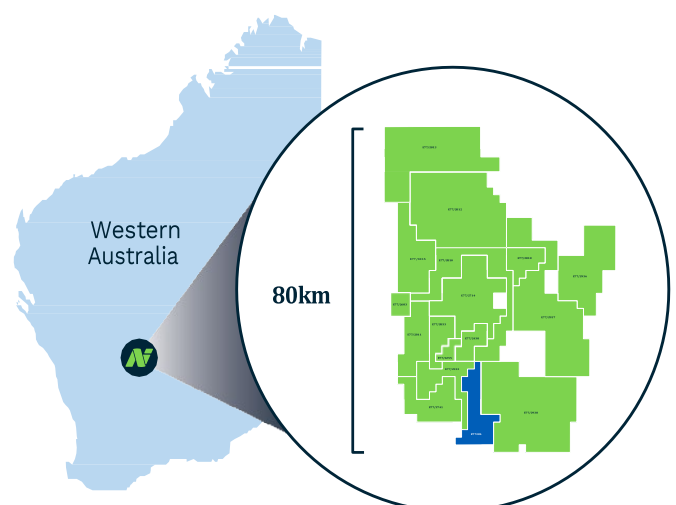
Nimy Resources is an emerging exploration company, with the vision to discover and develop critical metals for a forward-facing economy in Western Australian, a Tier 1 jurisdiction.

Nimy has prioritised the development of the Mons Project, a district scale land holding consisting of 16 approved tenements and 1 in the approval process, over an area of 2,806km² covering an 80km north/south strike of mafic and ultramafic sequences.

Mons is located 140km north - northwest of Southern Cross and covers the Karroun Hill district on the northern end of the world- famous Forresteria belt. Mons features a similar geological setting to the southern end of that belt and importantly also the Kambalda nickel belt.

The Mons Project is situated within potentially large scale fertile "Kambalda-Style" and "Mt Keith-Style" nickel rich komatiite sequences within the Murchison Domain of the Youanmi Terrane of the Archean Yilgarn Craton.

While we are primarily Nickel focused, early indications are also offering significant opportunities with other forward-facing metals, so important to the decarbonisation of our economy going forward.



Appendix 5B

Mining exploration entity or oil and gas exploration entity quarterly cash flow report

Name of entity

Nimy Resources Limited

ABN

82 155 855 986

Quarter ended ("current quarter")

31 December 2023

Consolidated statement of cash flows		Current quarter \$A'000	Year to date (6 months) \$A'000
1.	Cash flows from operating activities		
1.1	Receipts from customers	-	-
1.2	Payments for	-	-
	(a) exploration & evaluation (if expensed)	(831)	(1,155)
	(b) development	-	-
	(c) production	-	-
	(d) staff costs	(184)	(369)
	(e) administration and corporate costs	(183)	(418)
1.3	Dividends received (see note 3)	-	-
1.4	Interest received	-	-
1.5	Interest and other costs of finance paid	(1)	(4)
1.6	Income taxes paid	-	-
1.7	Government grants and tax incentives	-	-
1.8	Other (provide details if material)	-	-
1.9	Net cash from / (used in) operating activities	(1,199)	(1,946)

2.	Cash flows from investing activities		
2.1	Payments to acquire:		
	(a) entities	-	-
	(b) tenements	-	-
	(c) property, plant and equipment	(5)	(32)
	(d) exploration & evaluation (if capitalised)	-	-
	(e) investments	-	-
	(f) other non-current assets	-	-

Consolidated statement of cash flows		Current quarter \$A'000	Year to date (6 months) \$A'000
2.2	Proceeds from the disposal of:		
	(a) entities	-	-
	(b) tenements	-	-
	(c) property, plant and equipment	-	-
	(d) investments	-	-
	(e) other non-current assets	-	-
2.3	Cash flows from loans to other entities	-	-
2.4	Dividends received (see note 3)	-	-
2.5	Other (provide details if material)	-	-
2.6	Net cash from / (used in) investing activities	(5)	(32)

3.	Cash flows from financing activities		
3.1	Proceeds from issues of equity securities (excluding convertible debt securities)	-	-
3.2	Proceeds from issue of convertible debt securities	-	-
3.3	Proceeds from exercise of options	-	-
3.4	Transaction costs related to issues of equity securities or convertible debt securities	-	-
3.5	Proceeds from borrowings	750	2,425
3.6	Repayment of borrowings	-	-
3.7	Transaction costs related to loans and borrowings	-	-
3.8	Dividends paid	-	-
3.9	Repayment of lease liabilities	-	(6)
3.10	Net cash from / (used in) financing activities	750	2,419

4.	Net increase / (decrease) in cash and cash equivalents for the period		
4.1	Cash and cash equivalents at beginning of period	1,516	621
4.2	Net cash from / (used in) operating activities (item 1.9 above)	(1,199)	(1,946)
4.3	Net cash from / (used in) investing activities (item 2.6 above)	(5)	(32)
4.4	Net cash from / (used in) financing activities (item 3.10 above)	750	2,419

Consolidated statement of cash flows		Current quarter \$A'000	Year to date (6 months) \$A'000
4.5	Effect of movement in exchange rates on cash held	-	-
4.6	Cash and cash equivalents at end of period	1,062	1,062

5.	Reconciliation of cash and cash equivalents at the end of the quarter (as shown in the consolidated statement of cash flows) to the related items in the accounts	Current quarter \$A'000	Previous quarter \$A'000
5.1	Bank balances	1,062	1,516
5.2	Call deposits	-	-
5.3	Bank overdrafts	-	-
5.4	Other (provide details)	-	-
5.5	Cash and cash equivalents at end of quarter (should equal item 4.6 above)	1,062	1,516

6. Payments to related parties of the entity and their associates

- 6.1 Aggregate amount of payments to related parties and their associates included in item 1
- 6.2 Aggregate amount of payments to related parties and their associates included in item 2

Current quarter \$A'000
220
-

Note: if any amounts are shown in items 6.1 or 6.2, your quarterly activity report must include a description of, and an explanation for, such payments.

7.	Financing facilities <i>Note: the term “facility” includes all forms of financing arrangements available to the entity.</i> <i>Add notes as necessary for an understanding of the sources of finance available to the entity.</i>	Total facility amount at quarter end \$A’000	Amount drawn at quarter end \$A’000
7.1	Loan facilities	-	-
7.2	Credit standby arrangements	-	-
7.3	Other (please specify)	-	-
7.4	Total financing facilities	-	-
7.5	Unused financing facilities available at quarter end	-	
7.6	Include in the box below a description of each facility above, including the lender, interest rate, maturity date and whether it is secured or unsecured. If any additional financing facilities have been entered into or are proposed to be entered into after quarter end, include a note providing details of those facilities as well.		

Mining exploration entity or oil and gas exploration entity quarterly cash flow report

8.	Estimated cash available for future operating activities	\$A'000
8.1	Net cash from / (used in) operating activities (Item 1.9)	(1,199)
8.2	Capitalised exploration & evaluation (Item 2.1(d))	-
8.3	Total relevant outgoings (Item 8.1 + Item 8.2)	(1,199)
8.4	Cash and cash equivalents at quarter end (Item 4.6)	1,062
8.5	Unused finance facilities available at quarter end (Item 7.5)	-
8.6	Total available funding (Item 8.4 + Item 8.5)	1,062
8.7	Estimated quarters of funding available (Item 8.6 divided by Item 8.3)	0.89

8.8 If Item 8.7 is less than 2 quarters, please provide answers to the following questions:

1. Does the entity expect that it will continue to have the current level of net operating cash flows for the time being and, if not, why not?

Answer:

The Company expects the next quarter to have similar cashflows as the Company recommenced RC drilling in January 2024 to follow up the massive sulphide mineralisation intersected late last year at the Masson Prospect.

2. Has the entity taken any steps, or does it propose to take any steps, to raise further cash to fund its operations and, if so, what are those steps and how likely does it believe that they will be successful?

Answer:

The Company is always considering its capital requirements and retains the ability to raise capital as required. The Company has a history of successfully raising funds, has offers of further capital and believes it can raise further capital as required.

3. Does the entity expect to be able to continue its operations and to meet its business objectives and, if so, on what basis?

Answer:

The Company will be able to continue normal business operations. The Company is able to reduce its discretionary expenditure until such stage as it finalises any fundraising options.

Compliance statement

- 1 This statement has been prepared in accordance with accounting standards and policies which comply with Listing Rule 19.11A.
- 2 This statement gives a true and fair view of the matters disclosed.

Date: 31 January 2024

Authorised by: By the Board of Nimy Resources Limited
(Name of body or officer authorising release – see note 4)

Mining exploration entity or oil and gas exploration entity quarterly cash flow report

Notes

1. This quarterly cash flow report and the accompanying activity report provide a basis for informing the market about the entity's activities for the past quarter, how they have been financed and the effect this has had on its cash position. An entity that wishes to disclose additional information over and above the minimum required under the Listing Rules is encouraged to do so.
2. If this quarterly cash flow report has been prepared in accordance with Australian Accounting Standards, the definitions in, and provisions of, *AASB 6: Exploration for and Evaluation of Mineral Resources* and *AASB 107: Statement of Cash Flows* apply to this report. If this quarterly cash flow report has been prepared in accordance with other accounting standards agreed by ASX pursuant to Listing Rule 19.11A, the corresponding equivalent standards apply to this report.
3. Dividends received may be classified either as cash flows from operating activities or cash flows from investing activities, depending on the accounting policy of the entity.
4. If this report has been authorised for release to the market by your board of directors, you can insert here: "By the board". If it has been authorised for release to the market by a committee of your board of directors, you can insert here: "By the [name of board committee – eg Audit and Risk Committee]". If it has been authorised for release to the market by a disclosure committee, you can insert here: "By the Disclosure Committee".
5. If this report has been authorised for release to the market by your board of directors and you wish to hold yourself out as complying with recommendation 4.2 of the ASX Corporate Governance Council's *Corporate Governance Principles and Recommendations*, the board should have received a declaration from its CEO and CFO that, in their opinion, the financial records of the entity have been properly maintained, that this report complies with the appropriate accounting standards and gives a true and fair view of the cash flows of the entity, and that their opinion has been formed on the basis of a sound system of risk management and internal control which is operating effectively.