

QUARTERLY REPORT

For the 3 months ended 30 September 2024

Prodigy Gold 100% Projects

Tanami North Gold Project:

- Drilling of a 17 hole RC campaign completed at the Hyperion Project. Subsequent to quarter end, results for all holes were returned generating a series of significant intercepts including highlights:
 - Hyperion Lode
 - 25m @ 2.2g/t Au from 66m in hole HYRC24001
 - 33m @ 2.6g/t Au from 49m in hole HYRC24017A
 - Tethys Lode
 - 10m @ 15.9g/t Au from 177m in hole HYRC24004
 - 30m @ 2.9g/t Au from 31m in Hole HYRC24006
 - 13m @ 4.1g/t Au from 26m in Hole HYRC24013
 - Suess Lode
 - 4m @ 7.7g/t Au from 87m in hole HYRC24004
 - Two holes drilled down dip for metallurgical test work, yielded intercepts:
 - 99m @ 2.7g/t Au from 33m in hole HYRC24005 from the Hyperion Lode
 - 53m @ 2.9g/t Au from 49m in hole HYRC24009 from the Tethys Lode
- Mineral Resource estimate for the Hyperion Gold Deposit updated during July 2024
 - Mineral Resources reported at a 0.6g/t Au lower cut-off;
 - Indicated 2.29Mt @ 1.7g/t Au for 122koz
 - Inferred 6.35Mt @ 1.4g/t Au for 285koz
 - Total Resource 8.64Mt @ 1.5g/t Au for 407koz
 - Represents a 96% increase in tonnes, 33% decrease in grade and 30% increase in ounces compared to the previously released Hyperion Mineral Resource numbers
 - The Tanami North Project, consisting of both the Tregony and Hyperion Mineral Resources now comprises a total of 10.2Mt @ 1.4g/t Au for @ 471k ounces at a 0.6g/t Au lower cut-off grade
- Mineral Resource estimate for the Tregony Gold Deposit updated during July 2024
 - Mineral Resources reported at a 0.6g/t Au lower cut-off;
 - Indicated 0.46Mt @ 1.6g/t Au for 23koz
 - Inferred 1.10Mt @ 1.2g/t Au for 41koz
 - Total Resource 1.56Mt @ 1.3g/t Au for 64koz
 - This represents a 36% increase in tonnes, 4% decrease in grade and 30% increase in ounces compared to the previously released Tregony Mineral Resource

Prodigy Gold JV Projects

Lake Mackay Project (IGO and IGO/Castile):

- No on-ground exploration works were completed on the Lake Mackay Project area during the quarter.

Tobruk & Monza Projects – Newmont JV

- Field activities undertaken over the Tobruk project area during the quarter included the field checking of Deep Sensing Geochemistry (DSG) anomalies.
- Work completed over the Monza project area included the collection of around 4,890 DSG samples over several areas, including the Dune prospect. Additionally, the completion of a horizontal to vertical spectral ratio (HVSr) passive seismic survey in parallel to the DSG survey.
- At both, Tobruk and Monza, passive seismic survey data modelling of depth to transported cover and bedrock across the project was completed during the quarter.

Divestment Projects

- The Reynolds Range sales process with iTech Minerals was completed.
- Completion of conditions precedent for the divestment of the Tanami exploration tenements to Stockton Mining is progressing.

Management Commentary

Commenting on progress made during the September 2024 quarter, Prodigy Gold Managing Director, Mark Edwards said:

“Prodigy Gold has maintained its focus on the Tanami North project during the quarter with the two Mineral Resources updated for Tregony and Hyperion. The Company also completed drilling at the Hyperion Deposit with 17 holes drilled and all results returned during October 2024. There are several outstanding intercepts identified at Hyperion, such as an intercept of 10m @ 15.9g/t gold in the deeper parts of the Tethys Lode, which demonstrates the importance this work has on the Company’s strategy of advancing our known gold projects in the Tanami Region of the Northern Territory.

The Prodigy Gold team is awaiting results for the Tregony North, Brokenwood and Pandora drilling that was completed subsequent to drilling at Hyperion. Other works that will be undertaken in the December quarter include the submission of metallurgical samples to the laboratory for testwork, a review of the higher-grade samples from the Hyperion drilling, using the PhotonAssay technique and finally using these results to update the Company’s Mineral Resources.

Prodigy Gold has been encouraged by the higher-grade nature of the results from the Hyperion drilling and is looking forward to planning additional holes testing the mineralisation at depth. These holes will be designed and approved over the coming wet season so they can be drilled early in 2025 at the commencement of the next field season.

Prodigy Gold looks forward to keeping all our shareholders updated on the progress of these future programs along with the results from unreported drilling completed this year”.

September Quarter Exploration Summary

Tanami North Project – 100% PRX

The Tregony and Hyperion Deposits are located within the 100% Prodigy Gold owned Tanami North project area and are situated on the Suplejack Shear Zone (“SSZ”), which hosts several known gold mineral resources (Figure 1) such as:

- Hyperion Deposit – located approximately 18km north of Groundrush
- Tregony Deposit – located 11km to the east of the Suplejack Fault
- Groundrush Deposit¹ – located 42km to the south of Tregony
- Ripcord Deposit¹ – located 3km southeast of the Groundrush Deposit
- Crusade Deposit¹ – located 22km to the northeast of Tregony

¹ CTPJV – 50% Tanami Gold NL (“TAM”) : 50% Northern Star Resources Limited (“NST”)

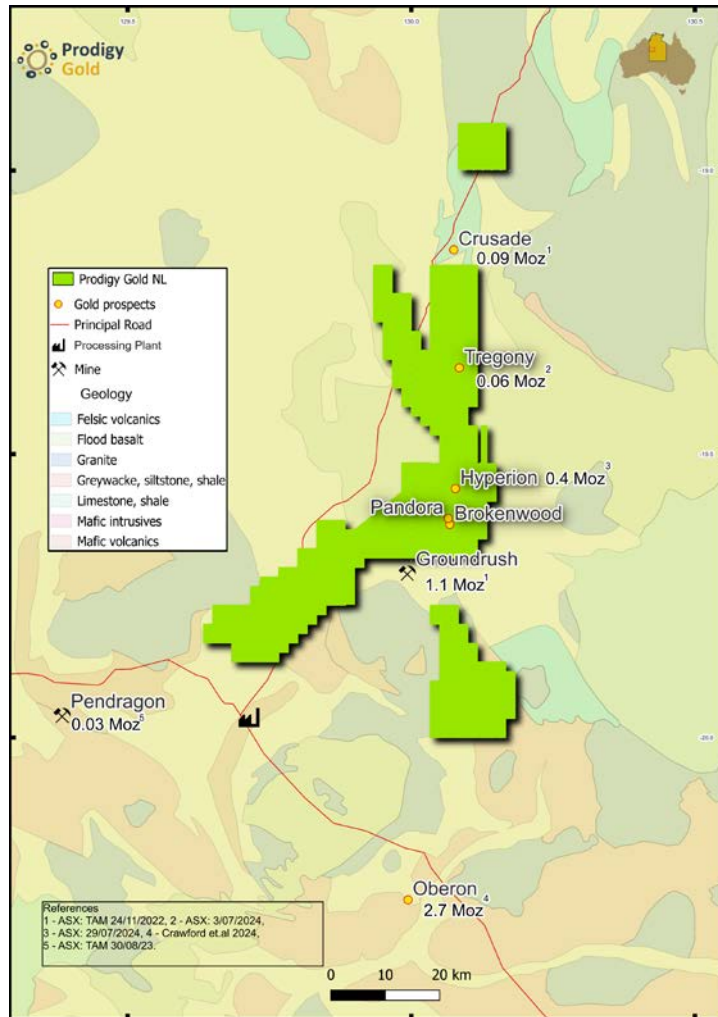


Figure 1 Tanami North project area

Hyperion Drilling Program

During the quarter Prodigy Gold completed a drilling campaign at the Hyperion, Brokenwood, Pandora and Tregony North prospects. A total of 28 Reverse Circulation (“RC”) holes for 2,568m were drilled during September.

Subsequent to quarter end, results for the 17 hole, 1,770 metre RC program completed at Hyperion covering the Hyperion, Tethys and Seuss Lodes, were received. These results yield a series of significant intercepts demonstrating a greater than 30 gram metre interval (grade times width) including²:

- 25 metres @ 2.2g/t Au from 66m in hole HYRC24001 (Estimated True Width – “ETW” 24.1m)
- 15 metres @ 3.1g/t Au from 152m in hole HYRC24003 (ETW 13.2m)
- 15 metres @ 2.1g/t Au from 48m in hole HYRC24004 (ETW 7.9m)
- 4 metres @ 7.7g/t Au from 87m in hole HYRC24004 (ETW 2.8m)
- 10 metres @ 15.9g/t Au from 177m in hole HYRC24004 (ETW 9.4m)
- 30 metres @ 2.9g/t Au from 31m in hole HYRC24006 (ETW 19.0m)
- 17 metres @ 2.9g/t Au from 67m in hole HYRC24011 (ETW 14.4m)
- 15 metres @ 2.2g/t Au from 50m in hole HYRC24012 (ETW 11.7m)
- 13 metres @ 4.1g/t Au from 26m in hole HYRC24013 (ETW 10.9m)
- 26 metres @ 1.6g/t Au from 41m in hole HYRC24016 (ETW 25.4m) and
- 33 metres @ 2.6g/t Au from 49m in hole HYRC24017A (ETW of 29.9m)

² ASX: PRX 22 October 2024

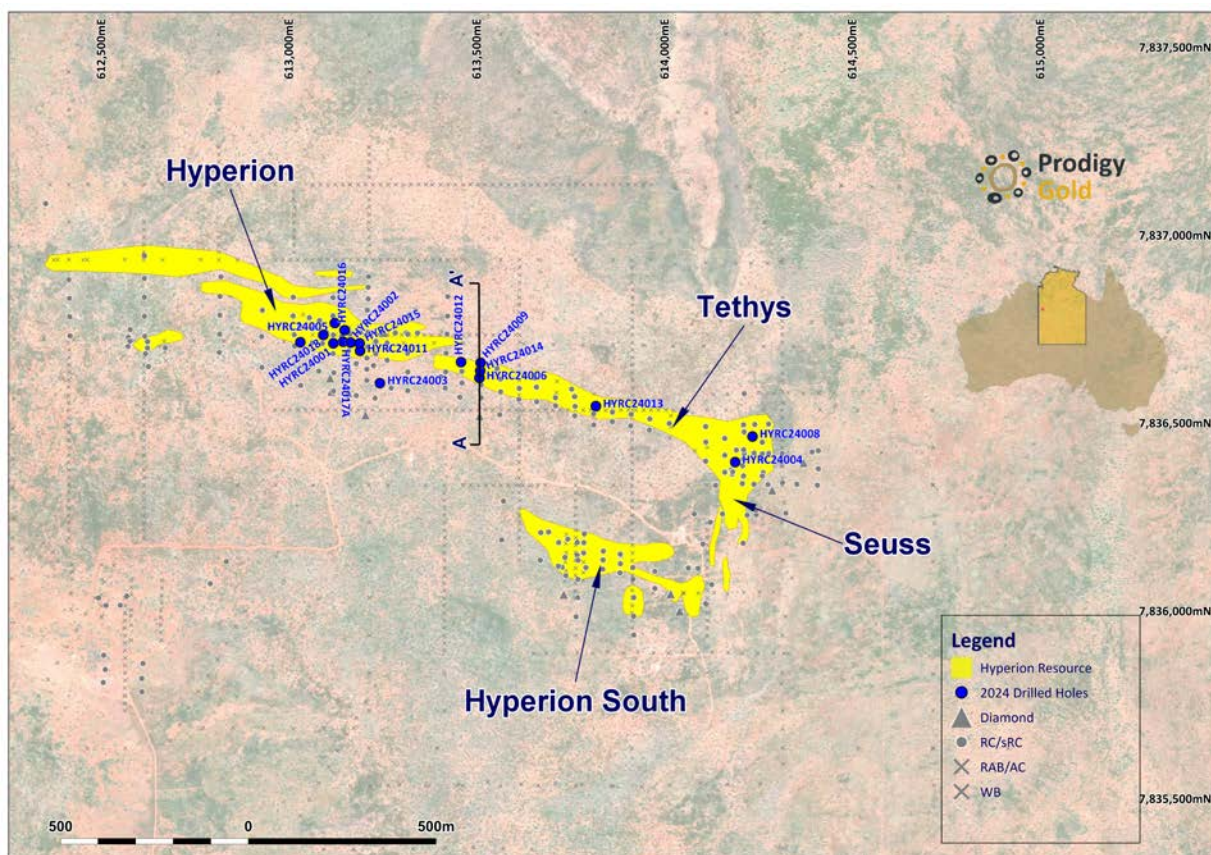


Figure 2 Drilling plan for the Hyperion project – 2024

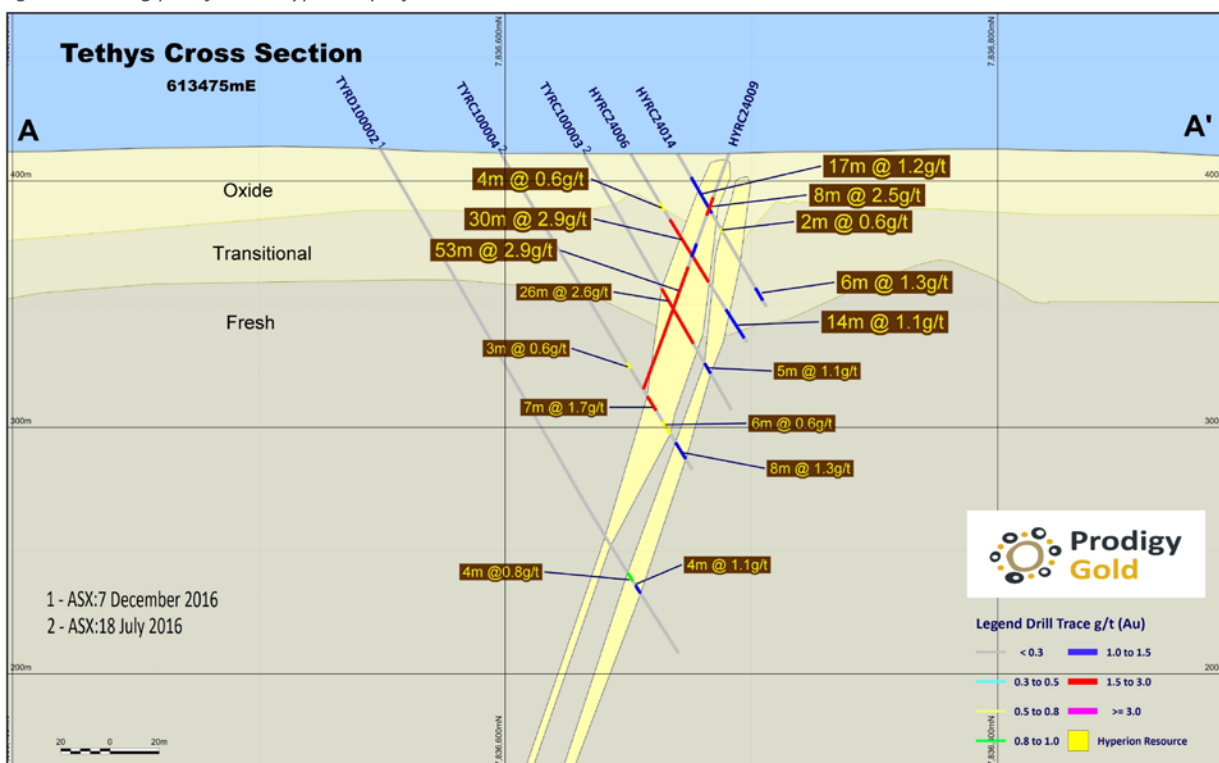


Figure 3 Tethys Lode Section 613475mE showing the results for 3 holes drilled in 2024 – Looking West

All intercepts received to date for the Tregony drilling are reported in Table 1 and have been calculated at a lower cut-off grade of 0.5g/t Au using a minimum width of 2m and can include a maximum of 3m of contiguous lower grade material. No high-grade cut has been used in calculating the reported intercepts, with the highest individual sample grade reported within the campaign being 25.2g/t Au. For grade interval calculations, the intercepts show both down hole lengths and estimated true widths that were generated using cross-section analysis in Micromine software.

Table 1 Intercepts from the 2024 RC drilling at Hyperion for the 17 drill holes completed. Reported at 0.5g/t gold cut-off.

Hole_ID	m_From	Downhole Length (m)	Estimated True Width (m)	g/t (Au)	Gram x metres	Prospect
HYRC24001	66	25	24.1	2.2	55	Hyperion
HYRC24001	96	2	1.9	0.5	1	Hyperion
HYRC24002	42	3	2.8	0.7	2.1	Hyperion
HYRC24003	152	15	13.2	3.1	46.5	Hyperion
HYRC24004	29	12	7.2	0.8	9.6	Suess
HYRC24004	48	15	7.9	2.1	31.5	Suess
Including	53	2	1.1	10.8	21.6	Suess
HYRC24004	67	10	5.8	1.2	12	Suess
HYRC24004	87	4	2.8	7.7	30.8	Suess
Including	89	2	1.4	13.9	27.8	Suess
HYRC24004	120	2	1.4	1.0	2	Suess
HYRC24004	177	10	9.4	15.9	159	Tethys
HYRC24005	33	99	NA	2.7	267.3	Hyperion
Including	61	2	NA	13.0	26	Hyperion
and	102	3	NA	8.9	26.7	Hyperion
HYRC24006	23	4	2.5	0.6	2.4	Hyperion
HYRC24006	31	30	19.0	2.9	87	Tethys
Including	49	5	3.2	6.7	33.5	Tethys
HYRC24006	74	14	12.8	1.1	15.4	Tethys
HYRC24008	29	7	6.5	0.8	5.6	Suess
HYRC24009	19	8	NA	2.5	20	Tethys
Including	23	2	NA	7.6	15.2	Tethys
HYRC24009	39	6	NA	1.8	10.8	Tethys
HYRC24009	49	53	NA	2.9	153.7	Tethys
Including	52	10	NA	8.9	89	Tethys
HYRC24011	67	17	14.4	2.9	49.3	Hyperion
HYRC24011	91	7	6.6	0.7	4.9	Hyperion
HYRC24012	8	12	8.2	2.3	27.6	Tethys
HYRC24012	50	15	11.7	2.2	33	Tethys
HYRC24013	26	13	10.9	4.1	53.3	Tethys
Including	28	1	0.8	21.5	21.5	Tethys
HYRC24014	11	17	13.8	1.2	20.4	Tethys
Including	26	1	0.8	12.2	12.2	Tethys
HYRC24014	35	2	1.8	0.6	1.2	Tethys
HYRC24014	63	6	5.5	1.3	7.8	Tethys
HYRC24015	44	9	9.0	2.4	21.6	Hyperion
HYRC24015	60	12	10.4	1.8	21.6	Hyperion
HYRC24016	41	26	25.4	1.6	41.6	Hyperion
HYRC24016	72	7	6.7	0.9	6.3	Hyperion
HYRC24017A	49	33	29.9	2.6	85.8	Hyperion
HYRC24018	54	18	16.2	1.6	28.8	Hyperion
HYRC24018	90	3	2.7	0.6	1.8	Hyperion

Samples collected from two holes (HYRC24005 & HYRC24009) from the Hyperion and Tethys Lodes respectively, will be submitted for further metallurgical testwork to understand the suitability of the mineralised material for processing through a conventional Carbon-in-Leach ("CIL") processing facility. This will add to the metallurgical testwork completed earlier this year on samples from the Suess Lode³. The planned testwork will cover crushing, grinding, recovery and reagent consumptions of the mineralised samples from the oxide, transition and fresh material types. This type of information is critical when assessing the reasonable prospects for eventual economic extraction as required for reporting mineral resources under the 2012 Edition of the Australasian Code for Reporting of

³ ASX PRX: 12 June 2024

Exploration Results, Mineral Resources and Ore Reserves (the “2012 JORC Code”), and will add additional rigor to any future updated mineral resource of the Deposit.

No estimated true widths have been calculated for the two metallurgical holes which have reported intercepts of:

- 99m @ 2.7g/t Au from 33m in hole HYRC24005 including
 - 2m @ 13.0g/t Au from 61m; and
 - 3m @ 8.9g/t Au from 102m
- 53m @ 2.9g/t Au from 49m in hole HYRC24009 including
 - 10m @ 8.9g/t Au from 52m

Prodigy Gold is currently assessing the latest drilling results with a view to design deeper holes to test the potential depth extents of the Hyperion mineralised system.

Hyperion Mineral Resource update

During the quarter Prodigy Gold reported an updated Mineral Resource estimate for its 100% owned Hyperion Gold Deposit (“Hyperion”) located on EL9250 at the Tanami North project in the Northern Territory⁴. A total Mineral Resource of 8.64Mt @ 1.5g/t Au for 407koz has been estimated and reported at a cut-off grade of 0.6g/t Au. This represents a 96% increase in tonnes, 33% decrease in grade and 30% increase in ounces compared to the previously reported Hyperion Mineral Resource of 4.4Mt @ 2.2g/t Au for 314koz that was reported at a lower cut-off of 0.7g/t Au⁵.

The Hyperion Mineral Resource update incorporates results from drilling completed on the Deposit through 2023, which aimed to increase the overall confidence in the previously reported 2018 Mineral Resource and to increase the Hyperion Mineral Resource inventory. The increase in tonnes and decrease in grade is a result of more material being included in the mineralisation wireframes, which were generated using a lower cut-off grade of around 0.3g/t Au to allow for suitable continuity.

The updated Hyperion Mineral Resource highlights the overall potential of the Tanami North project area, a strategically important project for the Company. This area will be the main focus of exploration activities for Prodigy Gold during the 2024 field season with drilling planned for both the Hyperion and Tregony Deposits. This will include drilling at Hyperion that is designed to provide additional sample material from different mineralised structures for further metallurgical testwork.

Table 2 Prodigy Gold Mineral Resource summary as at 29 July 2024

			Indicated			Inferred			Total		
Project	Date	Cut-off	Tonnes	Grade	Metal	Tonnes	Grade	Metal	Tonnes	Grade	Metal
		(g/t)	(Mt)	(g/t Au)	(Koz Au)	(Mt)	(g/t Au)	(Koz Au)	(Mt)	(g/t Au)	(Koz Au)
Tanami North Project Area											
Tregony ⁶	Jul-24	0.6	0.46	1.6	23	1.10	1.2	41	1.56	1.3	64
Hyperion ⁷	Jul-24	0.6	2.29	1.7	122	6.35	1.4	285	8.64	1.5	407
Sub-Total			2.75	1.6	145	7.45	1.4	326	10.20	1.4	471
Twin Bonanza Project Area											
Buccaneer ⁸	Aug-23	0.7	3.90	1.2	157	5.30	1.2	201	9.20	1.2	359
Old Pirate ⁹	Aug-16	1.0	0.04	4.6	7	0.72	4.7	109	0.76	4.7	115
Sub-Total			3.94	1.3	164	6.02	1.6	310	9.96	1.5	474
Total			6.7	1.4	309	13.5	1.5	636	20.2	1.5	945

Notes for Mineral Resource:

- All Mineral Resources are completed in accordance with the JORC Code 2012 edition
- All figures are rounded to reflect appropriate levels of confidence, differences may occur due to this rounding

⁴ ASX PRX: 29 July 2024

⁵ ASX PRX: 28 July 2018 – restated 15 August 2023

⁶ ASX: 3 July 2024

⁷ ASX: 29 July 2024

⁸ ASX: 11 August 2023

⁹ ASX: 19 August 2016

- Tonnes are reported as dry metric tonnes
- There are no Mineral Reserves reported for any of Prodigy Gold's projects
- All projects are owned 100% by Prodigy Gold
- All Resources are reported at various cut-off grades depending on their location, cost assumptions and how they were reported at the time of reporting.
 - Hyperion Mineral Resources are determined by cutting all Mineral Resources to 180m below surface. The 180m depth was used to define the Mineral Resource due to that being the approximate depth of previously optimised pits.

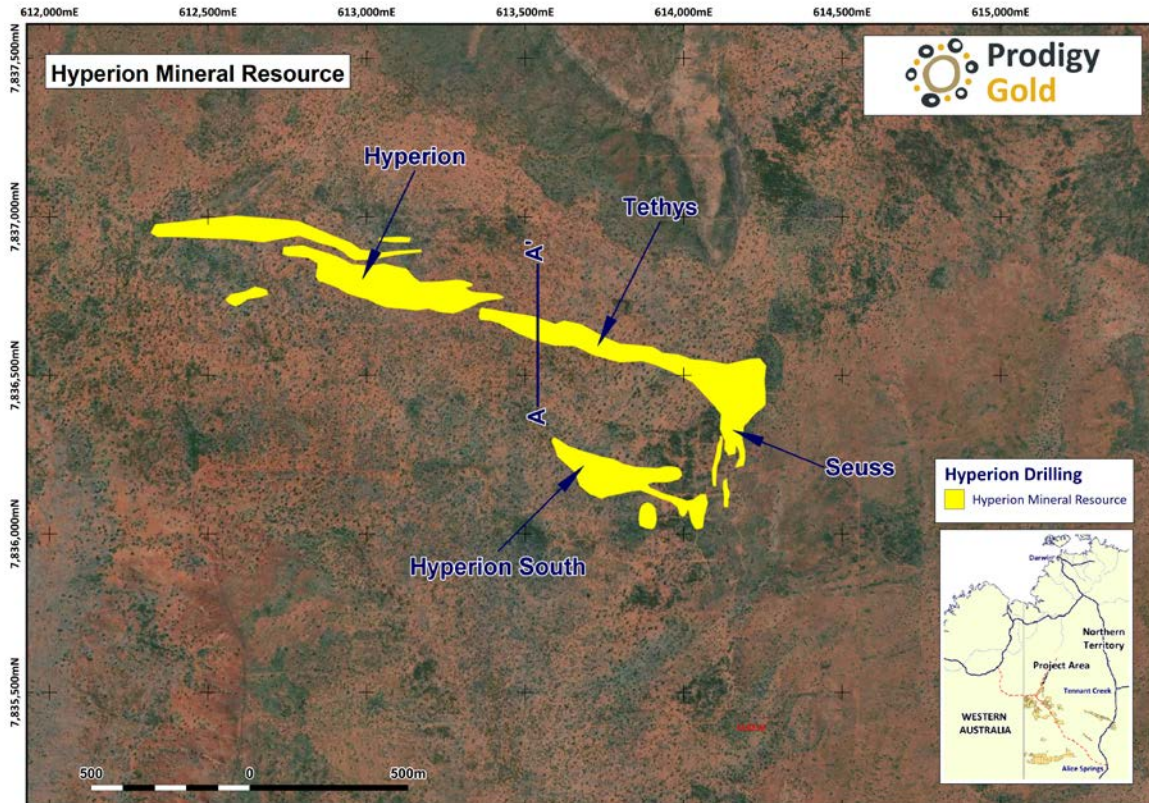


Figure 4 Hyperion mineralisation showing location of lodes used in modelling

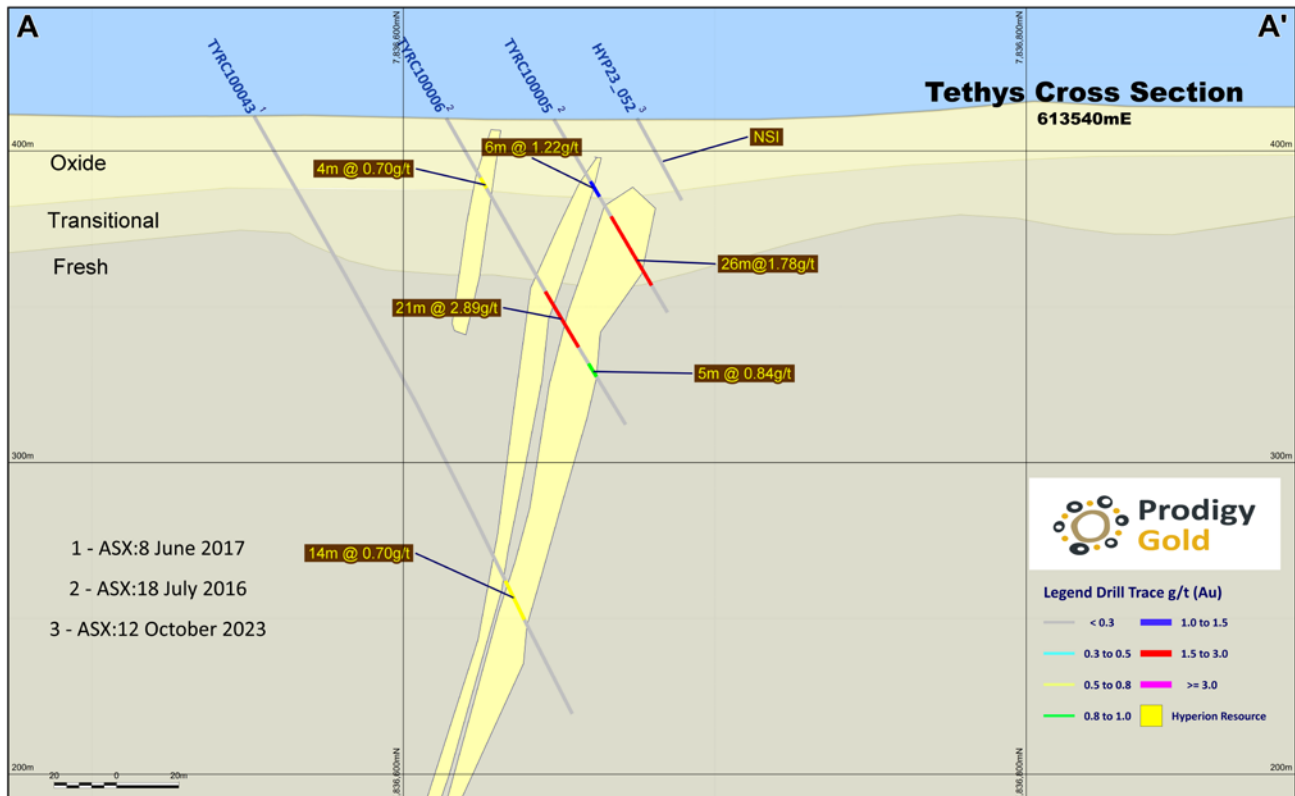


Figure 5 Section 613540mE through Tethys mineralisation looking west
Note: holes may be off section compared to Mineral Resource

Prodigy Gold's Mineral Resource estimates now total 20.2Mt at an average grade of 1.5g/t gold for 945koz of gold (Table 2), with resources located at the Hyperion, Tregony, Old Pirate and Buccaneer projects.

Tregony Mineral Resource update

During the September Quarter, Prodigy Gold reported an updated Mineral Resource estimate for its 100% owned Tregony Gold Deposit ("Tregony") located on EL31331 at the Tanami North project in the Northern Territory¹⁰. A total Mineral Resource of 1.56Mt @ 1.3g/t Au for 64koz was estimated and reported at a cut-off grade of 0.6g/t Au. This represents a 36% increase in tonnes, 4% decrease in grade and 30% increase in ounces from the previously reported Tregony Mineral Resource of 1.1Mt @ 1.3g/t Au for 49koz that was reported at a lower cut-off of 0.7g/t Au¹¹.

The Tregony Mineral Resource update incorporated results from drilling completed on the Deposit through 2023, which aimed to increase the overall confidence in the previously reported 100% Inferred Mineral Resource and to increase the Tregony Mineral Resource inventory. The update also highlighted the overall potential of the Tanami North project area, a strategically important project for the Company.

Table 3 Tregony Mineral Resource summary Table

Type	Indicated			Inferred			Total		
	Tonnes (Mt)	Grade (g/t Au)	Metal (Koz Au)	Tonnes (Mt)	Grade (g/t Au)	Metal (Koz Au)	Tonnes (Mt)	Grade (g/t Au)	Metal (Koz Au)
Oxide	0.12	1.5	6	0.59	1.2	22	0.70	1.2	28
Transitional	0.14	1.5	7	0.32	1.2	12	0.46	1.3	18
Fresh	0.21	1.6	11	0.19	1.1	7	0.40	1.4	18
Total	0.46	1.6	23	1.10	1.2	41	1.56	1.3	64

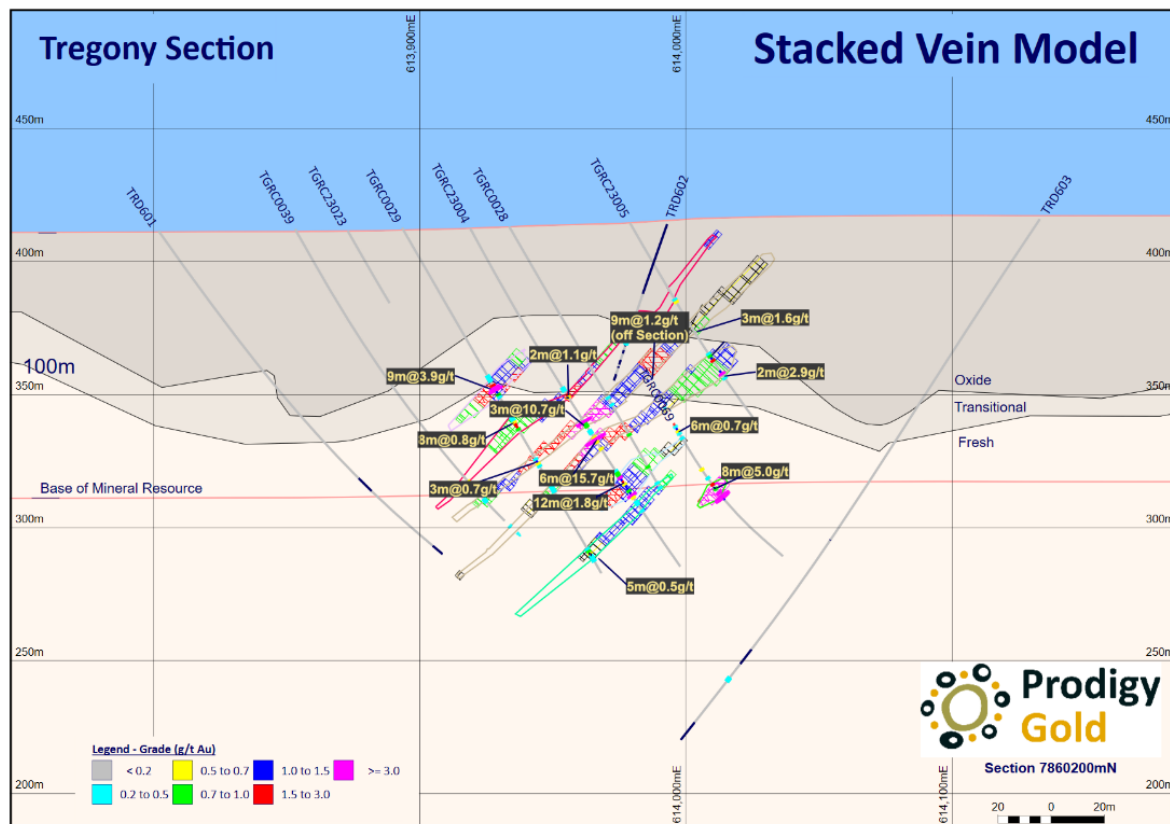


Figure 6 Cross Section showing stacked vein mineralisation of the Tregony Mineral Resource – Section 7860200mN

¹ASX 15/11/2021 and ² ASX19/9/2023.

¹⁰ ASX: 3 July 2024

¹¹ ASX: 15 February 2023

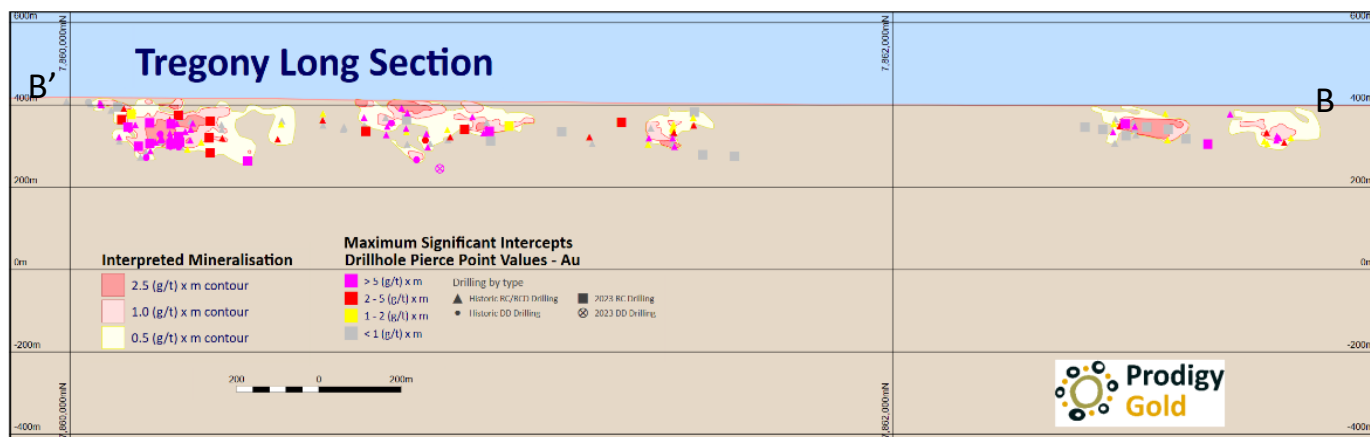


Figure 7 Schematic Long Section – looking west – showing the Tregony mineralisation & drilling intercepts used in the model

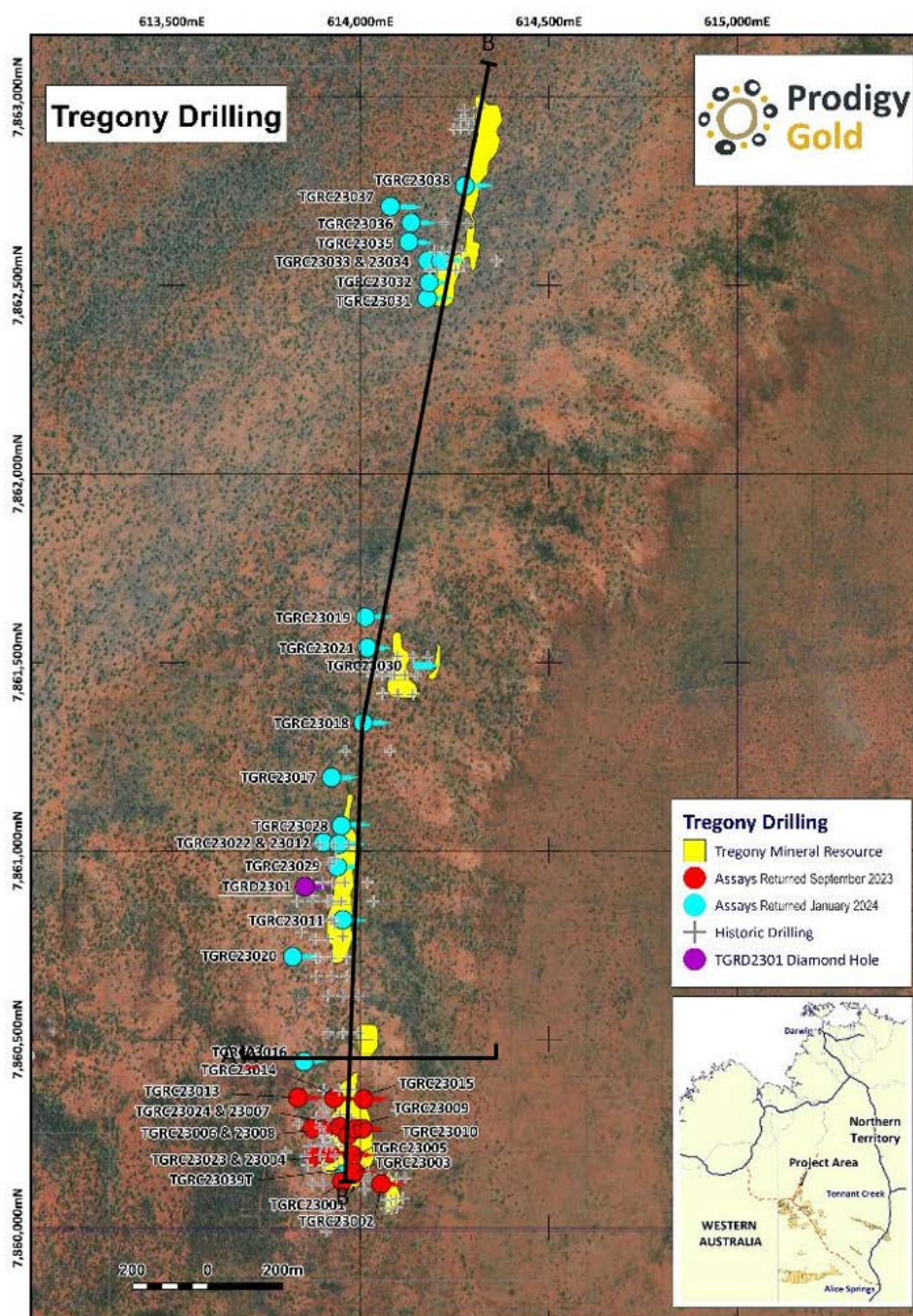


Figure 8 2023 drilling plan for the Tregony project area showing all 2023 drilling and historic collar locations

Joint Venture Portfolio

Lake Mackay JV (IGO and IGO/Castile)

Prodigy Gold holds a ~70% of interest in the Gold JV with IGO, a ~30% or interest in the Base Metal JV with IGO and ~60% interest in the JV with IGO and Castile.

No active exploration activities occurred during the September 2024 quarter, however Prodigy Gold staff attended site to complete rehabilitation works on previous drilling areas.

IGO are running a dataroom to establish if there are other parties interested in a joint venture or acquisition of the Project.

Tobruk JV and Monza JV (Newmont)

Newmont has the right to earn up to 70% of Tobruk and 80% of Monza by sole funding exploration activities.

Field work completed during the September quarter comprised several surface geochemical surveys that utilised Newmont's proprietary Deep Sensing Geochemistry (DSG) technique, as well as in field regolith checks on DSG anomalies. Non-field work completed during the reporting period includes the generation of products of the depth to cover modelling to assess depth of transported cover.

Tobruk

Works completed during Q3 2024 included:

- Field checking of anomalous DSG responses and the completion of the depth of cover modelling.
- Fieldwork comprised field checking of the areas comprising anomalous DSG responses. The ground observed at the location of the anomalous response, consisted of coarse sheetwash and colluvium from nearby Muriel Range hills to the south.
- Depth of cover modelling resulting in the formation of a depth of cover map.

Monza

Work completed during the reporting period included:

- The completion of several DSG surveys. A horizontal to vertical spectral ratio (HVSr) passive seismic survey was completed in parallel with the surface geochemical survey. Depth to cover modelling was conducted across the project area.
- Infill surface geochemical surveys have been designed at several DSG anomalies across the project area. A total of 3,225 survey points were collected across the Monza Project area.
- Completion of a surface geochemical survey at the Dune prospect, located to the south of the Oberon Mineral Resource. A total of 535 survey points were collected, for a total survey of 756 survey points (221 survey points were collected in Q2 2024).
- Completion of an infill surface geochemical survey was completed over Anomaly 16 on EL26613. A total of 2,560 survey points were collected along northeast trending traverses.
- Surface geochemical surveys were conducted on EL26591 and EL26618, with a total of 64 and 66 survey points collected, respectively. The surveys were conducted on north/south trending traverses.

Barrow Creek JV (Australasian Metals) - 10% PRX

No work was completed on the Barrow Creek project during the reporting period.

Reynolds Range Divestment

In February 2024, Prodigy Gold announced the execution of two binding Tenement Sale and Purchase Agreements (SPA) with iTech Energy Pty Ltd (“iTech”), (iTech Energy Pty Ltd is a wholly owned subsidiary of iTech Minerals Ltd (ASX: ITM)) to acquire 100% of Prodigy Gold’s interest in three tenements in the Reynolds Range area¹². This sale was completed during August 2024 with the Company receiving a total consideration of \$100,000 for the SPA’s. Furthermore, Prodigy Gold will receive a 1% royalty on any mineral or metallic product recovered from a mining area, excluding graphite.

Tanami Exploration Tenements Divestment

The divestment of the Tanami exploration tenements to Stockton Mining Ltd (“Stockton”)¹³ is progressing with several conditions present now completed.

Environmental, Social and Governance

More rainfall over the Tanami region during the reporting period resulted in localised flooding and road damage forcing the closure of the Lajamanu Road, which is Prodigy Gold’s main access to the Tanami North project, and temporarily limiting site access for field staff.

No other significant incidents have been reported for this period.

Capital Raising

During August 2024, the Company issued a prospectus (Prospectus) for a non-renounceable entitlement offer to raise up to \$2.12 million (before expenses) (Entitlement Offer). Eligible Shareholders were offered the opportunity to subscribe for one (1) Share (New Share) for every two (2) Shares held. The issue price of New Shares under the Entitlement Offer was \$0.002 per New Share and Eligible Shareholders also received two (2) unquoted Attaching Options for every three (3) New Shares issued under the Entitlement Offer for nil additional consideration, having an exercise price of \$0.005 and expiry date of 30 November 2027.

The Entitlement Offer ultimately closed on 26 September 2024 and a total of 214,681,331 New Shares (raising \$429,363.27) and 143,120,754 Attaching Options were issued in early October 2024. Valid applications were also received by Netwealth Super, being an entity associated with Mr Mark Edwards, for 3,833,835 Shortfall Shares (raising \$7,667.67) and 2,555,890 Attaching Options, conditional on the Company obtaining shareholder approval (Conditional Shares).

Subsequently the Directors engaged Ignite Equity Pty Ltd to place the remaining shortfall (Public Shortfall Offer) and firm bids for the remaining shortfall of 838,765,902 New Shares, not subscribed for pursuant to the Entitlement Offer and Shareholder Shortfall Offer, were received. The issue of these New Shares and Attaching Options is anticipated shortly.

Capital Structure / Substantial Holder and Director Holding changes

At quarter end the Company had a total of 2,117,774,483 fully paid ordinary shares and 260,539,443 unlisted options on issue.

Cash Position

As at 30 September 2024, Prodigy Gold has A\$1.66 Million in available cash and has no debt. The cash position does not include any of the funds received as outlined in the Capital Raising section above.

Payments reported in the Appendix 5B under section 6.1 consist of remuneration paid to executive and non-executive directors of the Company, including PAYG and superannuation, on a cash basis.

¹² ASX: 23 February 2024

¹³ ASX: 30 November 2023

For further information contact:

Mark Edwards
Managing Director
+61 8 9423 9777

About Prodigy Gold NL

Prodigy Gold has a unique greenfields and brownfields exploration portfolio in the proven multi-million-ounce Tanami Gold Province hosting significant deposits such as Newmont Australia's Tanami operation and Oberon Deposit. Prodigy Gold is currently focused on the Tanami North projects with further work required to understand the potential at the Buccaneer project. The key strategic plan for Prodigy Gold over the coming 2 years includes:

- Advancing priority targets and further development of the Mineral Resources at the Tanami North project;
- A mining options study on the Buccaneer and Old Pirate Mineral Resources to determine the next steps to advance the Twin Bonanza project;
- Systematic evaluation of all of Prodigy Gold targets to determine next steps with either further exploration, divestment or tenement relinquishment; and
- Support Joint Venture partners to expedite discovery on their projects.

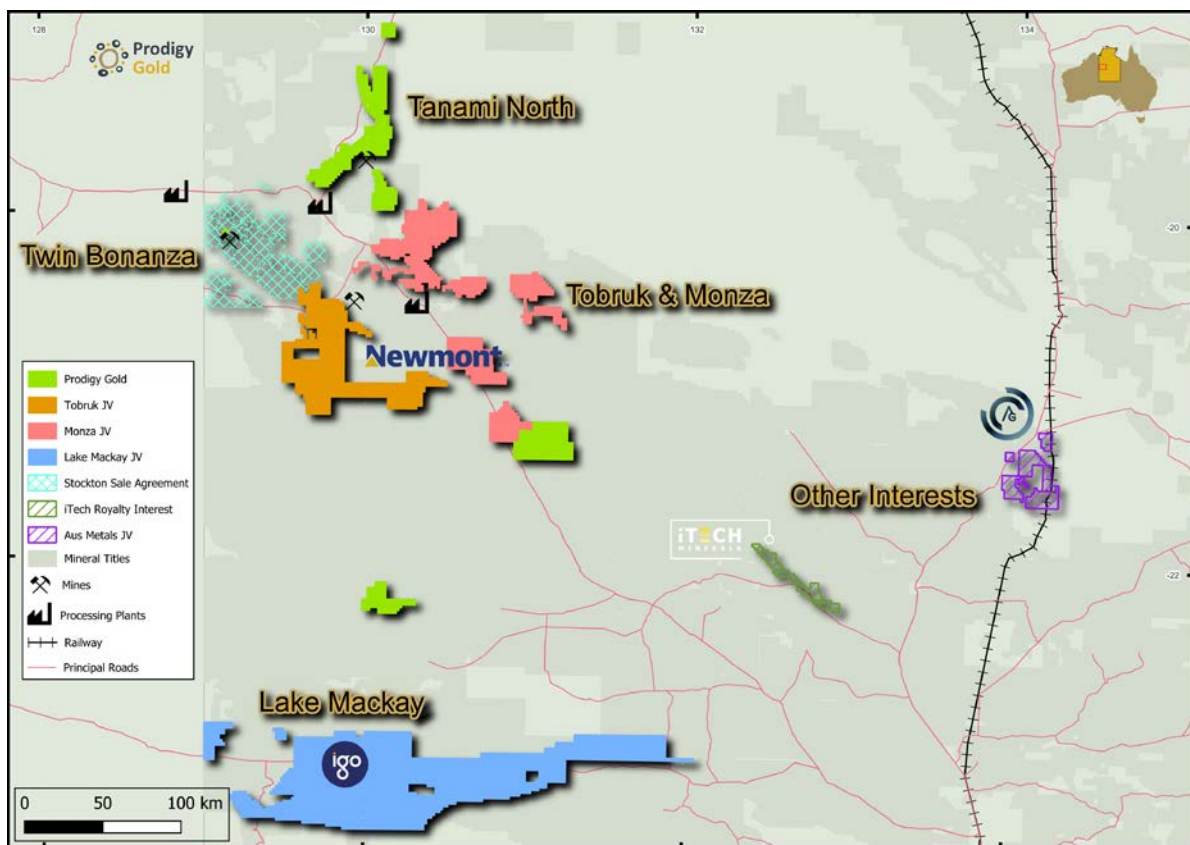


Figure 9 Prodigy Gold major project areas

Competent Person's Statement for Mineral Resources

The information in this announcement relating to Mineral Resources from Buccaneer, Tregony, Hyperion and Old Pirate is based on information reviewed and checked by Mr. Mark Edwards. Mr. Edwards is a Fellow of the Australasian Institute of Mining and Metallurgy (AusIMM – Membership number 220787) and Member of the Australian Institute of Geoscientists (AIG – Membership number 3655) and has sufficient experience relevant to the style of mineralisation and type of deposits under consideration and to the activity he is undertaking to qualify as a Competent Person as defined in the 2012 Edition of the Australasian Code for Reporting of Exploration Results, Mineral Resources and Ore Reserves (the "2012 JORC Code"). Mr. Edwards is a full-time employee of the Company in the position of Managing Director and consents to the inclusion of the Mineral Resources in the form and context in which they appear. Mr. Edwards also visited each project site during July-2023.

The Company confirms that it is not aware of any new information or data that materially affects the Mineral Resources as reported on the 29 July 2024, 3 July 2024, 11 August 2023 and 19 August 2016, and the assumptions and technical parameters underpinning the estimates in the 29 July 2024, 3 July 2024, 11 August 2023 and 19 August 2016 releases continue to apply and have not materially changed.

The information in this report that relates to Mineral Resources for Hyperion was previously released to the ASX on the 29 July 2024 – Updated Mineral Resource for Hyperion Gold Deposit. This document can be found at www.asx.com.au (Stock Code: PRX) and at www.prodigygold.com.au. The 29 July 2024 release fairly represents data, geological modelling, grade estimation and Mineral Resource estimates completed by Mr. Mark Edwards who is a Fellow of the Australasian Institute of Mining and Metallurgy. At the time of the 29 July 2024 release Mr. Edwards was a full-time employee of Prodigy Gold. Mr. Edwards has previously provided written consent for the 29 July 2024 release.

The information in this report that relates to Mineral Resources for Tregony was previously released to the ASX on the 3 July 2024 – Updated Mineral Resource for Tregony Gold Deposit. This document can be found at www.asx.com.au (Stock Code: PRX) and at www.prodigygold.com.au. The 3 July 2024 release fairly represents data, geological modelling, grade estimation and Mineral Resource estimates completed by Mr. Mark Edwards who is a Fellow of the Australasian Institute of Mining and Metallurgy. At the time of the 3 July 2024 release Mr. Edwards was a full-time employee of Prodigy Gold. Mr. Edwards has previously provided written consent for the 3 July 2024 release.

The information in this report that relates to the Mineral Resources for Buccaneer was previously released to the ASX on the 11 August 2023 –Buccaneer Mineral Resource Update. This document can be found at www.asx.com.au (Stock Code: PRX) and at www.prodigygold.com.au. It fairly represents information compiled by Mr. Shaun Searle who is a Member of the Australasian Institute of Geoscientists and reviewed by Mr. Mark Edwards who is a Fellow of the Australasian Institute of Mining and Metallurgy. Mr. Edwards is the Mineral Resource Competent Person for this estimate. At this time of publication Mr. Edwards was a full-time employee of Prodigy Gold and Mr. Searle is a full-time employee of Ashmore Advisory Pty Ltd. Mr. Edwards and Mr Searle had previously provided written consent for the 11 August 2023 release.

The information in this report that relates to Mineral Resources for Old Pirate was previously released to the ASX on the 19 August 2016 – Old Pirate Updated Mineral Resource Estimate. This document can be found at www.asx.com.au (Stock Code: PRX) and at www.prodigygold.com.au. The 19 August 2016 release fairly represents information reviewed by Mr. David Williams, a Competent Person who is a Member of the Australasian Institute of Mining and Metallurgy. At the time of the 19 August 2016 release Mr. Williams was a full-time employee of CSA Global Pty Ltd. Mr. Williams has previously provided written consent for the 19 August 2016 release.

Competent Person's Statement for Exploration Results

The information in this report relating to exploration targets and exploration results is based on information reviewed and checked by Mr Mark Edwards, FAusIMM, MAIG. Mr. Edwards is a Fellow of the Australasian Institute of Mining and Metallurgy (AusIMM) and a Member of the Australasian Institute of Geoscientists (AIG). Mr Edwards is a full-time employee of Prodigy Gold NL and has sufficient experience which is relevant to the style of mineralisation and type of deposits under consideration and to the activity which he is undertaking to qualify as a Competent Person as defined in the 2012 edition of the "Australasian Code for Reporting Exploration Results, Mineral Resources and Ore Reserves". Mr Edwards consents to the inclusion in the documents of the matters based on this information in the form and context in which it appears.

The Company confirms that it is not aware of any new information or data that materially affects the information included in the original market announcement and, in the case of estimates of Mineral Resources that all material assumptions and technical parameters underpinning the estimates in the relevant market announcement continue to apply and have not materially changed. The Company confirms that the form and context in which the Competent Person's findings are presented have not been materially modified from the original market announcement.

Refer to previous Company ASX announcements for full resource estimation details, drill hole details, and intercept calculations. Prodigy Gold NL confirms that it is not aware of any new information or data that materially affects the information included in the original market announcement and that all material assumptions and technical parameters underpinning the estimates included in referenced previous market announcements continue to apply and have not materially changed.

The relevant announcements for the information in this report relate to previous ASX announcements relating to ASX Exploration Result and Exploration Targets are noted below:

Announcement Date	Announcement Title	Competent Person	At the time of release full-time employee of	Membership	Membership status
22.10.2024	Exceptional Drilling Results Returned from Hyperion Gold Deposit	Mr Mark Edwards	Prodigy Gold NL	AusIMM AIG	Fellow Member
12.06.2024	Final Metallurgical Testwork Results for Hyperion Project	Dr Andrew Dowling Mr Mark Edwards	IMO Pty Ltd Prodigy Gold NL	AusIMM AusIMM AIG	Fellow Fellow Member
23.02.2024	iTech Energy to Acquire Reynolds Range Project	N/A			
30.11.2023	New Agreement with Stockton for Tanami Exploration Tenements	N/A			
12.10.2023	Hyperion Drilling Returns Higher-Grade Intercepts	Mr Mark Edwards	Prodigy Gold NL	AusIMM AIG	Fellow Member
19.09.2023	Tregony Drilling Returns High-Grade Intercepts	Mr Mark Edwards	Prodigy Gold NL	AusIMM AIG	Fellow Member
30.08.2023 ASX:TAM	Mineral Resource Updates Completed for Gold Deposits in the Molech Area	Mr Graeme Thompson	MoJoe Mining Pty Ltd	AusIMM	Member
15.08.2023	Annual Mineral Resource Statement - 2023	Mr Mark Edwards	Prodigy Gold NL	AusIMM AIG	Fellow Member
15.02.2023	Maiden Mineral Resource for Tregony Deposit	Mr Mark Edwards	Prodigy Gold NL	AusIMM AIG	Fellow Member
24.11.2022 ASX:TAM	Mineral Resource updates completed for five gold deposits on the Central Tanami Project Joint Venture Yields 1.5M ounces	Mr Graeme Thompson	MoJoe Mining Pty Ltd	AusIMM	Member
15.11.2021	Historic High Grades Confirm Potential of Tregony System	Mr Adriaan van Herk	Prodigy Gold NL	AIG	Member
28.07.2018	Suplejack Resource Update	Mr Matt Briggs	Prodigy Gold NL	AusIMM	Member
08.06.2017	Progress Results for Suess RC and Homestead Diamond Drilling	Mr Matt Briggs	Prodigy Gold NL	AusIMM	Member
07.12.2016	Exploration Update – Suplejack Drilling Results	Mr Matt Briggs	Prodigy Gold NL	AusIMM	Member
18.07.2016	Exploration Update – Suplejack Project	Mr Alwin van Roij	Prodigy Gold NL	AusIMM	Member

References

Crawford, A. F., Thedaud, N., Masurel, Q., & Maidment, D. W. (2024). Geology and regional setting of the Oberon gold deposit, Tanami Region. *Northern Territory Geological Survey AGES 2024 Conference* (pp. 83-87). Alice Springs: Northern Territory Geological Survey.

Appendix 5B

Mining exploration entity or oil and gas exploration entity quarterly cash flow report

Name of entity

Prodigy Gold NL

ABN

58 009 127 020

Quarter ended ("current quarter")

September 2024

Consolidated statement of cash flows		Current quarter \$A'000	Year to date (3 months) \$A'000
1. Cash flows from operating activities			
1.1 Receipts from customers (expenditure refunds from tenements under agreement)			
1.2 Payments for			
(a) exploration & evaluation	(478)	(478)	
(b) development			
(c) production			
(d) staff costs	(155)	(155)	
(e) administration and corporate costs	(129)	(129)	
1.3 Dividends received (see note 3)			
1.4 Interest received	51	51	
1.5 Interest and other costs of finance paid	(5)	(5)	
1.6 Income taxes paid			
1.7 Government grants and tax incentives			
1.8 Other (provide details if material)			
1.9 Net cash from / (used in) operating activities	(716)	(716)	
2. Cash flows from investing activities			
2.1 Payments to acquire or for:			
(a) entities			
(b) tenements			
(c) property, plant and equipment			
(d) exploration & evaluation			
(e) investments			
(f) other non-current assets			

Consolidated statement of cash flows		Current quarter \$A'000	Year to date (3 months) \$A'000
2.2	Proceeds from the disposal of:		
	(a) entities		
	(b) tenements	100	100
	(c) property, plant and equipment		
	(d) investments		
	(e) other non-current assets		
2.3	Cash flows from loans to other entities		
2.4	Dividends received (see note 3)		
2.5	Other (provide details if material)		
2.6	Net cash from / (used in) investing activities	100	100

3.	Cash flows from financing activities		
3.1	Proceeds from issues of equity securities (excluding convertible debt securities)		
3.2	Proceeds from issue of convertible debt securities		
3.3	Proceeds from exercise of options		
3.4	Transaction costs related to issues of equity securities or convertible debt securities	(38)	(38)
3.5	Proceeds from borrowings		
3.6	Repayment of borrowings		
3.7	Transaction costs related to loans and borrowings		
3.8	Dividends paid		
3.9	Other (cash bond for environmental guarantee)	(30)	(30)
3.10	Net cash from / (used in) financing activities	(68)	(68)

4.	Net increase / (decrease) in cash and cash equivalents for the period		
4.1	Cash and cash equivalents at beginning of period	2,340	2,340
4.2	Net cash from / (used in) operating activities (item 1.9 above)	(716)	(716)
4.3	Net cash from / (used in) investing activities (item 2.6 above)	100	100
4.4	Net cash from / (used in) financing activities (item 3.10 above)	(68)	(68)
4.5	Effect of movement in exchange rates on cash held		
4.6	Cash and cash equivalents at end of period	1,656	1,656

5.	Reconciliation of cash and cash equivalents at the end of the quarter (as shown in the consolidated statement of cash flows) to the related items in the accounts	Current quarter \$A'000	Previous quarter \$A'000
5.1	Bank balances	1,656	2,340
5.2	Call deposits		
5.3	Bank overdrafts		
5.4	Other (provide details)		
5.5	Cash and cash equivalents at end of quarter (should equal item 4.6 above)	1,656	2,340

6.	Payments to related parties of the entity and their associates	Current quarter \$A'000
6.1	Aggregate amount of payments to related parties and their associates included in item 1 Director fees and salaries (incl. superannuation) on a cash basis	113
6.2	Aggregate amount of payments to related parties and their associates included in item 2	
<i>Note: if any amounts are shown in items 6.1 or 6.2, your quarterly activity report must include a description of, and an explanation for, such payments.</i>		

7. Financing facilities <i>Note: the term “facility” includes all forms of financing arrangements available to the entity.</i> <i>Add notes as necessary for an understanding of the sources of finance available to the entity.</i>	Total facility amount at quarter end \$A’000	Amount drawn at quarter end \$A’000
7.1 Loan facilities	NIL	NIL
7.2 Credit standby arrangements		
7.3 Other (Guarantee Facility) ¹	2,381	2,381
7.4 Total financing facilities	2,381	2,381
7.5 Unused financing facilities available at quarter end		
7.6 Include in the box below a description of each facility above, including the lender, interest rate, maturity date and whether it is secured or unsecured. If any additional financing facilities have been entered into or are proposed to be entered into after quarter end, include a note providing details of those facilities as well.		
¹ Prodigy Gold has guarantee facilities with the ANZ and CBA which do not require any security to be granted over the Company’s assets. No interest is payable for the facilities as the funds drawn are fully cash-backed. Related fees are part of expenditure under point 1.5.		

8. Estimated cash available for future operating activities	\$A'000
8.1 Net cash from / (used in) operating activities (item 1.9)	(716)
8.2 (Payments for exploration & evaluation classified as investing activities) (item 2.1(d))	
8.3 Total relevant outgoings (item 8.1 + item 8.2)	(716)
8.4 Cash and cash equivalents at quarter end (item 4.6)	1,656
8.5 Unused finance facilities available at quarter end (item 7.5)	
8.6 Total available funding (item 8.4 + item 8.5)	1,656
8.7 Estimated quarters of funding available (item 8.6 divided by item 8.3)	2.3
<i>Note: if the entity has reported positive relevant outgoings (ie a net cash inflow) in item 8.3, answer item 8.7 as "N/A". Otherwise, a figure for the estimated quarters of funding available must be included in item 8.7.</i>	
8.8 If item 8.7 is less than 2 quarters, please provide answers to the following questions:	
8.8.1 Does the entity expect that it will continue to have the current level of net operating cash flows for the time being and, if not, why not?	
Answer:	
8.8.2 Has the entity taken any steps, or does it propose to take any steps, to raise further cash to fund its operations and, if so, what are those steps and how likely does it believe that they will be successful?	
Answer:	
8.8.3 Does the entity expect to be able to continue its operations and to meet its business objectives and, if so, on what basis?	
Answer:	
<i>Note: where item 8.7 is less than 2 quarters, all of questions 8.8.1, 8.8.2 and 8.8.3 above must be answered.</i>	

Compliance statement

- 1 This statement has been prepared in accordance with accounting standards and policies which comply with Listing Rule 19.11A.
- 2 This statement gives a true and fair view of the matters disclosed.

Date: 28 October 2024

Authorised by: The Board of Directors
(Name of body or officer authorising release – see note 4)

Notes

1. This quarterly cash flow report and the accompanying activity report provide a basis for informing the market about the entity's activities for the past quarter, how they have been financed and the effect this has had on its cash position. An entity that wishes to disclose additional information over and above the minimum required under the Listing Rules is encouraged to do so.
2. If this quarterly cash flow report has been prepared in accordance with Australian Accounting Standards, the definitions in, and provisions of, *AASB 6: Exploration for and Evaluation of Mineral Resources* and *AASB 107: Statement of Cash Flows* apply to this report. If this quarterly cash flow report has been prepared in accordance with other accounting standards agreed by ASX pursuant to Listing Rule 19.11A, the corresponding equivalent standards apply to this report.
3. Dividends received may be classified either as cash flows from operating activities or cash flows from investing activities, depending on the accounting policy of the entity.
4. If this report has been authorised for release to the market by your board of directors, you can insert here: "By the board". If it has been authorised for release to the market by a committee of your board of directors, you can insert here: "By the [name of board committee – eg Audit and Risk Committee]". If it has been authorised for release to the market by a disclosure committee, you can insert here: "By the Disclosure Committee".
5. If this report has been authorised for release to the market by your board of directors and you wish to hold yourself out as complying with recommendation 4.2 of the ASX Corporate Governance Council's *Corporate Governance Principles and Recommendations*, the board should have received a declaration from its CEO and CFO that, in their opinion, the financial records of the entity have been properly maintained, that this report complies with the appropriate accounting standards and gives a true and fair view of the cash flows of the entity, and that their opinion has been formed on the basis of a sound system of risk management and internal control which is operating effectively.

Summary of Mining Tenements as at 30 September 2024

Area of Interest	Tenement	Group's Interest	Tenement Status	Comments/Status Changes During the Quarter
NORTHERN TERRITORY				
TANAMI				
<i>Bluebush⁽¹⁾</i>	EL23659	100	granted	
	EL24436	100	granted	
	EL26610	100	granted	
	EL27127	100	granted	
	EL27589	100	granted	
	EL28327	100	granted	
	EL29860	100	granted	
	EL31288	100	granted	
	EL31290	100	granted	
	EL31291	100	granted	
	EL30944	100	application	
<i>Bonanza⁽¹⁾</i>	EL25194	100	granted	
	EL26608	100	granted	
	EL27378	100	granted	
	EL28322	100	granted	
	EL28324	100	granted	
	EL28325	100	granted	
	EL28328	100	granted	
	EL28394	100	granted	
	EL31289	100	granted	
	EL30814	100	application	
<i>Bonanza</i>	ML29822	100	granted	
	ML33459	100	granted	
	EL33724	100	granted	
<i>Hyperion</i>	EL9250	100	granted	
	EL27125	100	granted	
	EL27979	100	granted	
	EL31331	100	granted	
	EL31530	100	granted	
	EL32055	100	granted	
	EL26623	100	application	
	EL32056	100	application	
	EL33487	100	application	
<i>Abroholos</i>	EL29833	100	application	
<i>Tobruk⁽²⁾</i>	EL25156	100	granted	
	EL25191	100	granted	
	EL25192	100	granted	
	EL28785	100	granted	
	EL29832	100	granted	
	EL29859	100	granted	
	EL30270	100	application	
	EL30274	100	application	
	EL32057	100	application	
<i>Monza JV⁽³⁾</i>	EL25845	100	granted	
	EL26590	100	granted	
	EL26591	100	granted	
	EL26613	100	granted	
	EL26615	100	granted	
	EL26618	100	granted	
	EL26620	100	granted	

Area of Interest	Tenement	Group's Interest	Tenement Status	Status Changes During the Quarter
Monza JV ⁽³⁾	EL26673	100	granted	
	EL29834	100	application	
	EL30271	100	application	
	EL30272	100	application	
	EL30273	100	application	
	EL30283	100	application	
Tanami Ngungaju JV ⁽⁴⁾	EL26628 ⁽¹⁾	90	granted	
	EL29828 ⁽¹⁾	90	granted	
	EL26627	90	application	
LAKE MACKAY				
Tekapo	EL28682	100	application	
Lake Mackay Gold JV ⁽⁵⁾	EL25146	70	granted	IGO Limited
	EL31234	70	granted	IGO Limited
	EL31913	70	application	IGO Limited
Castile JV ⁽⁶⁾	EL31794	60	granted	Castile Resources Pty Ltd
Warumpi ⁽⁷⁾	EL24915	30	granted	
	EL30730	30	granted	
	EL30731	30	granted	
	EL31721	30	application	IGO Limited
	EL31722	30	application	IGO Limited
	EL32095	30	application	IGO Limited
	EL32096	30	application	IGO Limited
	EL32097	30	application	IGO Limited
	EL32098	30	application	IGO Limited
	EL32099	30	application	IGO Limited
	EL32100	30	application	IGO Limited
	EL32101	30	application	IGO Limited
	EL32102	30	application	IGO Limited
	EL32103	30	Application	IGO Limited
NORTH ARUNTA				
Australasian Gold JV ⁽⁸⁾	EL28515	10	granted	
	EL29724	10	granted	
	EL29725	10	granted	
	EL30470	10	granted	
	EL30507	10	granted	
Reynolds Range ⁽¹⁰⁾	EL23655	80 ⁽⁸⁾	granted	Sale completed
	EL23888	100	granted	Sale completed
	EL28083	100	granted	Sale completed

¹⁾ Tenements subject to a conditional sales agreement with Stockton Mining signed in November 2023

²⁾ Farm-in and Joint Venture Agreement with Newmont Exploration Pty Ltd earning up to a 70% interest in the tenements

³⁾ Farm-in and Joint Venture Agreement with Newmont Exploration Pty Ltd earning up to an 80% interest in the tenements

⁴⁾ Joint Venture with Ngungaju Lithium Operations Pty Ltd 10% / Prodigy Gold 90%

⁵⁾ Joint Venture with Prodigy Gold 70% / IGO Limited 30%

⁶⁾ Joint Venture between Castile Resources Pty Ltd (14%), IGO Limited (26%) and Prodigy Gold (60%)

⁷⁾ Joint Venture with IGO Limited 70% / Prodigy Gold 30%

⁸⁾ Joint Venture with Australasian Metals Limited 90% / Prodigy Gold 10%

⁹⁾ Joint Venture with Select Resources Pty Ltd / Prodigy Gold holds an 80% beneficial interest with 60% interest currently registered on title

¹⁰⁾ Conditional tenement and sales agreement with iTech Energy Pty Ltd to acquire 100% of Prodigy Gold's interest in the tenements completed during the quarter