

# **SPDR S&P/ASX 200 Listed Property Fund**

**(ARSN 099 389 821)**

**ASX Half-year report – 31 December 2016**

**Lodged with the ASX under Listing Rule 4.2A.3**

**Previous corresponding period – half-year ended 31 December 2015**

**SPDR S&P/ASX 200 Listed Property Fund**  
**Half-year ended 31 December 2016**  
(Previous corresponding period – half-year ended 31 December 2015)

**Results for Announcement to the Market**

	2016 \$	\$ Change on last period	% Change	2015 \$
<b>Total investment income/(loss)</b> (revenue from ordinary activities)	<b>(17,860,224)</b>	Down by 57,823,983	Down by 144.69%	39,963,759
<b>Operating profit/(loss) for the half-year</b>	<b>(19,131,315)</b>	Down by 58,097,171	Down by 149.10%	38,965,856
<b>Profit/(loss) for the half-year</b> (see explanation below)	-	N/A	N/A	-

<b>Distributions</b>	Amount per unit	Imputation credit per unit
30 September 2016 interim distribution	6.98 cents	0.00 cents
31 December 2016 interim distribution	12.96 cents	0.17 cents

<b>Record date</b> for determining entitlements to the distribution	30 September 2016
	30 December 2016

### **Explanation of Investment income/(loss)**

The Fund maintains its investment strategy in S&P/ASX 200 A-REIT Index securities, and the investment policy of the Fund continues to be that detailed in the current Product Disclosure Statement and in accordance with the provisions of the governing documents of the Fund.

The Fund earns revenue predominantly from the following elements:

- Net gains/(losses) on financial instruments held at fair value through profit or loss,
- Investment income such as dividends and interest.

The principal accounting policies applied in the preparation of these financial statements are set out on the following page. These policies have been consistently applied to all years presented, unless otherwise stated in the following text: AASB 132 [*Financial Instruments: Presentation*] and AASB 139 [*Financial instruments: Recognition and Measurement*].

**(i) Classification**

The Fund's investments are categorised as at fair value through profit or loss, they comprise:

- Financial instruments held for trading

These include derivative financial instruments including futures. The Fund does not designate any derivatives as hedges in a hedging relationship.

- Financial instruments designated at fair value through profit or loss upon initial recognition.

These include financial assets that are not held for trading purposes and which may be sold. These are investments in exchange traded equity instruments.

Financial instruments designated at fair value through profit or loss at inception are those that are managed and their performance evaluated on a fair value basis in accordance with the Fund's documented investment strategy. The Fund's policy is for the Responsible Entity to evaluate the information about these financial instruments on a fair value basis together with other related financial information.

**(ii) Recognition/derecognition**

The Fund recognises financial assets and financial liabilities on the date it becomes party to the contractual agreement (trade date) and recognises changes in fair value of the financial assets or financial liabilities from this date.

Investments are derecognised when the right to receive cash flows from the investments have expired or the Fund has transferred substantially all risks and rewards of ownership.

**(iii) Measurement**

Financial assets and liabilities held at fair value through profit or loss.

At initial recognition, the Fund measures a financial asset at its fair value. Transaction costs of financial assets carried at fair value through profit or loss are expensed in the Statement of comprehensive income.

Subsequent to initial recognition, all financial assets and financial liabilities at fair value through profit or loss are measured at fair value. Gains and losses arising from changes in the fair value of the 'financial assets or financial liabilities at fair value through profit or loss' category are presented in the Statement of comprehensive income within net gains / (losses) on financial instruments held at fair value through profit or loss in the period in which they arise. This also includes dividend expense on short sales of securities, which have been classified at fair value through profit or loss.

The fair value of financial assets and liabilities traded in active markets is subsequently based on their quoted market prices at the end of reporting period without any deduction for estimated future selling costs. Prior to 1 July 2014, the quoted market price used for financial assets was the current bid price and the quoted market price for financial liabilities was the current asking price. The Fund changed its fair value inputs to utilise the last traded prices for both financial assets and financial liabilities. This change does not have a material impact on the Fund.

**(iii) Measurement (continued)**

The fair value of financial assets and liabilities that are not traded in an active market are determined using valuation techniques. Accordingly, there may be a difference between the fair value at initial recognition and amounts determined using a valuation technique. If such a difference exists, the Fund recognises the difference in profit or loss to reflect a change in factors, including time, which market participants would consider in setting a price.

Dividend income is recognised on the ex-dividend date with any related foreign withholding tax recorded as an expense.

**(iv) Offsetting financial instruments**

Financial assets and liabilities are offset and the net amount reported in the Statement of financial position when there is a legally enforceable right to offset the recognised amounts and there is an intention to settle on a net basis, or realise the asset and settle the liability simultaneously.

**Explanation of Operating profit/(loss)**

Refer to above commentary.

**Explanation of Profit/(loss)**

Given the adoption of AASB 132 and the recognition of net assets attributable to unitholders as a liability, the (increase)/decrease in net assets attributable to unitholders and distributions to unitholders are reflected as a financing cost.

As a result of this accounting policy, profit/(loss) after financing costs is nil.

**Explanation of Distributions**

In accordance with the Fund's Constitution, the Fund distributes income adjusted for amounts determined by the Responsible Entity, to unitholders by cash or reinvestment. Distributable income is determined by reference to the taxable income of the Fund. The distributions are payable at the end of June, September, December and March each year and recognised in profit or loss as finance costs attributable to unitholders.

**SPDR S&P/ASX 200 Listed Property Fund**  
**Supplementary Appendix 4D information**  
**Half-year ended 31 December 2016**  
**(continued)**

**Additional distribution information**

Details of distributions declared or paid during or subsequent to the half-year ended 31 December 2015 are as follows:

Record date	Payment date	Type	Amount per unit in cents	Total distribution \$	Imputation credit per unit in cents	Foreign sourced distribution amount per unit in cents
30 September 2016	29 November 2016	Interim	6.98	3,329,127	0.00	3.85
30 December 2016	01 March 2017	Interim	12.96	5,973,961	0.17	0.99

There were no distributions declared at the end of September due to no taxable income for that quarter.

Under current legislation, the Fund is not subject to income tax as unitholders are presently entitled to the income of the Fund. As a result the Fund does not have a franking account and therefore the distributions are not franked. Unitholders receive imputation credits (if any) attached to distributions.

**Distribution reinvestment plans**

N/A.

**Retained Earnings**

N/A.

**NTA Backing**

	2016 \$	2015 \$
Net tangible asset backing per ordinary share	12.96	11.90

**Controlled entities acquired or disposed of**

N/A.

**Associates and Joint Venture entities**

N/A.

**Other significant information**

N/A.

**SPDR S&P/ASX 200 Listed Property Fund  
Supplementary Appendix 4D information  
Half-year ended 31 December 2016  
(continued)**


**Foreign Accounting standards**

N/A.

**Review**

This report is based on accounts which are currently being reviewed. The review report will be made available with the Fund's financial statements.

Approved by the directors of State Street Global Advisors, Australia Services Limited on  
23 February 2016.

  
James MacNevin  
Director

# Interim Report

31 December 2016

## SPDR® S&P®/ASX 200 Listed Property Fund

(ARSN 099 389 821)

[spdrs.com.au](http://spdrs.com.au)

"SPDR" is a trademark of Standard & Poor's Financial Services LLC ("S&P") and has been licensed for use by State Street Corporation. STANDARD & POOR'S, S&P, SPDR and S&P 500 have been registered in many countries as trademarks of Standard & Poor's Financial Services LLC and have been licensed for use by State Street Corporation. No financial product offered by State Street Corporation or its affiliates is sponsored, endorsed, sold or promoted by S&P or its affiliates, and S&P and its affiliates make no representation, warranty or condition regarding the advisability of buying, selling or holding units/shares in such products. Further limitations and important information that could affect investors' rights are described in the Product Disclosure Statement ("PDS") for the applicable product.

"S&P" and "ASX", as used in the term S&P/ASX Australian Bond Fund, is a trademark of the Australian Securities Exchange ("ASX"), and Standard & Poor's Financial Services LLC ("S&P") respectively, and has been licensed for use by State Street Global Advisors, Australia, Limited. SPDR products are not sponsored, endorsed, sold or promoted by S&P or ASX, and neither S&P nor ASX makes any representation regarding the advisability of investing in SPDR products. You should consider the PDS in deciding whether to acquire, or to continue to hold such products.

# SPDR S&P/ASX 200 Listed Property Fund (ASX Code: SLF)

ARSN 099 389 821

## Interim report

## For the half-year ended 31 December 2016

### Contents

	Page
Directors' report	2
Auditor's independence declaration	4
Statement of comprehensive income	5
Statement of financial position	6
Statement of changes in equity	7
Statement of cash flows	8
Notes to the financial statements	9
Directors' declaration	15
Independent auditor's review report to the unitholders of the SPDR S&P/ASX 200 Listed Property Fund	16

This interim report does not include all the notes of the type normally included in an annual report. Accordingly, this interim report is to be read in conjunction with the annual report for the year ended 30 June 2016 and any public announcements made in respect of SPDR S&P/ASX 200 Listed Property Fund during the interim reporting period in accordance with the continuous disclosure requirements of the *Corporations Act 2001*.

The interim report covers the SPDR S&P/ASX 200 Listed Property Fund as an individual entity.

The Responsible Entity of the SPDR S&P/ASX 200 Listed Property Fund is State Street Global Advisors, Australia Services Limited (ABN 16 108 671 441) (AFSL 274900). The Responsible Entity's registered office is:

State Street Global Advisors, Australia Services Limited  
Level 17, 420 George Street  
Sydney NSW 2000.



## Directors' report

The directors of State Street Global Advisors, Australia Services Limited (ABN 16 108 671 441), the Responsible Entity of the SPDR S&P/ASX 200 Listed Property Fund (the "Fund"), present their report together with the financial statements of the Fund for the half-year ended 31 December 2016.

### Principal Activities

During the half-year, the Fund continued to invest in S&P/ASX 200 listed property securities in accordance with the provisions of the Fund's Constitution.

The Fund did not have any employees during the half-year.

There were no significant changes in the nature of the Fund's activities during the half-year or since the end of the half-year and up to the date of this report.

### Directors

The following persons held office as directors of State Street Global Advisors, Australia Services Limited during the half-year and up to the date of this report:

Jonathan Shead (resigned as director 19 December 2016)  
 Susan Darroch  
 James MacNevin  
 Matthew George (appointed as director 19 December 2016)

### Review and results of operations

During the half-year, the Fund continued to invest its funds in accordance with target asset allocations as set out in the governing documents of the Fund and in accordance with the provisions of the Fund's Constitution.

The Fund generally invests in the securities that are constituents of the S&P/ASX 200 A-REIT Index (the "Index") and aims to achieve investment returns (before fees and other costs), that closely correspond to the performance of the Index.

### Results

The performance of the Fund, as represented by the results of its operations, was as follows:

	Half-year ended	
	31 December 2016	31 December 2015
Operating profit/(loss) before finance costs attributable to unitholders (\$)	<u>(19,131,315)</u>	<u>38,965,856</u>
Distribution to unitholders (\$)	<u>9,303,088</u>	<u>10,280,316</u>
Distribution (cents per unit - CPU)	<u>19.94</u>	<u>20.65</u>

### Significant changes in the state of affairs

In the opinion of the directors, there were no significant changes in the state of affairs of the Fund that occurred during the financial half-year under review.

### Likely developments and expected results of operations

The Fund will continue to be managed in accordance with the investment objectives and guidelines as set out in the governing documents of the Fund and in accordance with the provisions of the Fund's Constitution.

## Directors' report (continued)

### Likely developments and expected results of operations (continued)


The results of the Fund's operations will be affected by a number of factors, including the performance of investment markets in which the Fund invests. Investment performance is not guaranteed and future returns may differ from past returns. As investment conditions change over time, past returns should not be used to predict future returns.

The Fund's investment objective and strategy remains unchanged which is to track the performance of the Index. Accordingly the future returns of the Fund are dependent on the performance of the Index.

### Auditor's independence declaration

A copy of the Auditor's independence declaration as required under section 307C of the *Corporations Act 2001* is set out on page 4.

This report is made in accordance with a resolution of the directors.



James MacNevin  
Director

Sydney  
23 February 2017



## Auditor's Independence Declaration

As lead auditor for the review of SPDR S&P/ASX 200 Listed Property Fund for the half-year ended 31 December 2016, I declare that to the best of my knowledge and belief, there have been:

- (a) no contraventions of the auditor independence requirements of the *Corporations Act 2001* in relation to the review; and
- (b) no contraventions of any applicable code of professional conduct in relation to the review.

A handwritten signature in blue ink, appearing to read 'Joe Sheeran', with a long horizontal flourish extending to the right.

Joe Sheeran  
Partner  
PricewaterhouseCoopers

Sydney  
23 February 2017

## Statement of comprehensive income

	Half-year ended	
	31 December 2016	31 December 2015
Notes	\$	\$
<b>Investment income</b>		
Dividend income	14,108,951	14,551,624
Interest income	43,271	49,174
Net gains/(losses) on financial instruments held at fair value through profit or loss	(32,023,703)	25,287,738
Other operating income	11,257	75,223
<b>Total net investment income/(loss)</b>	<b>(17,860,224)</b>	<b>39,963,759</b>
<b>Expenses</b>		
Responsible Entity's fees	32,832	30,288
Investment Manager's fees	1,143,170	1,049,839
Custody and Administrator fees	80,553	(86,173)
Transaction costs	12,912	3,157
Withholding taxes on dividends	364	-
Other operating expenses	1,260	792
<b>Total operating expenses</b>	<b>1,271,091</b>	<b>997,903</b>
<b>Operating profit/(loss) for the half-year</b>	<b>(19,131,315)</b>	<b>38,965,856</b>
<b>Finance costs attributable to unitholders</b>		
Distributions to unitholders	5 (9,303,088)	(10,280,316)
(Increase)/decrease in net assets attributable to unitholders	4 28,434,403	(28,685,540)
<b>Profit/(loss) for the half-year</b>	-	-
Other comprehensive income for the half-year	-	-
<b>Total comprehensive income for the half-year</b>	-	-

The above Statement of comprehensive income should be read in conjunction with the accompanying notes.

## Statement of financial position

		As at	
		31 December	30 June
		2016	2016
	Notes	\$	\$
<b>Assets</b>			
Cash and cash equivalents		6,043,937	4,687,215
Margin accounts		172,483	1,223,638
Due from brokers - receivable for securities sold		6,389,217	-
Receivables		8,968,192	9,235,448
Financial assets held at fair value through profit or loss	3	<u>582,334,067</u>	<u>654,566,409</u>
<b>Total assets</b>		<u>603,907,896</u>	<u>669,712,710</u>
<b>Liabilities</b>			
Payables	6	466,456	286,229
Distribution payable	5	<u>5,973,961</u>	<u>7,224,583</u>
<b>Total liabilities (excluding net assets attributable to unitholders)</b>		<u>6,440,417</u>	<u>7,510,812</u>
<b>Net assets attributable to unitholders - liability</b>	4	<u>597,467,479</u>	<u>662,201,898</u>

The above Statement of financial position should be read in conjunction with the accompanying notes.

## Statement of changes in equity

	Half-year ended	
	31 December 2016	31 December 2015
	\$	\$
<b>Total equity at the beginning of the half-year</b>	-	-
Profit/(loss) for the half-year	-	-
Other comprehensive income for the half-year	-	-
<b>Total comprehensive income for the half-year</b>	-	-
Transactions with owners in their capacity as owners	-	-
<b>Total equity at the end of the half-year</b>	-	-

Under Australian Accounting Standards, net assets attributable to unitholders are classified as a liability rather than equity. As a result there was no equity at the beginning or end of the half-year.

*The above Statement of changes in equity should be read in conjunction with the accompanying notes.*

## Statement of cash flows

	Half-year ended	
	31 December 2016	31 December 2015
	\$	\$
<b>Cash flows from operating activities</b>		
Proceeds from sale of financial instruments held at fair value through profit or loss	13,029,870	1,916,398
Purchase of financial instruments held at fair value through profit or loss	(14,849,029)	(2,983,192)
Amount received from/(paid to) brokers for margin	1,051,155	(54,020)
Dividends received	13,830,609	14,022,906
Interest received	49,104	54,487
Other income received/(paid)	2,084	87,702
Responsible Entity's fees paid	(28,347)	(29,344)
Investment Manager's fees paid	(984,850)	(994,165)
Custody and Administrator fees paid	(80,476)	70,012
Payment of other operating expenses	-	(87,743)
<b>Net cash inflow/(outflow) from operating activities</b>	<b>12,020,120</b>	<b>12,003,041</b>
<b>Cash flows from financing activities</b>		
Proceeds from applications by unitholders	-	1,109,901
Payments for redemptions by unitholders	(109,688)	-
Distributions paid	(10,553,710)	(12,482,487)
<b>Net cash inflow/(outflow) from financing activities</b>	<b>(10,663,398)</b>	<b>(11,372,586)</b>
<b>Net increase/(decrease) in cash and cash equivalents</b>	<b>1,356,722</b>	<b>630,455</b>
Cash and cash equivalents at the beginning of the half-year	4,687,215	3,137,897
<b>Cash and cash equivalents at the end of the half-year</b>	<b>6,043,937</b>	<b>3,768,352</b>

The above Statement of cash flows should be read in conjunction with the accompanying notes.

## Contents of the notes to the financial statements

	Page
1 Basis of preparation of interim report	10
2 Fair value measurement	10
3 Financial assets held at fair value through profit or loss	13
4 Net assets attributable to unitholders	13
5 Distributions to unitholders	14
6 Payables	14
7 Events occurring after the reporting period	14
8 Contingent assets and liabilities and commitments	14



## 1 Basis of preparation of interim report

These interim financial statements for the half-year ended 31 December 2016 have been prepared in accordance with Australian Accounting Standard AASB 134 *Interim Financial Reporting* and the *Corporations Act 2001*.

This interim report covers the SPDR S&P/ASX 200 Listed Property Fund (the "Fund") as an individual entity. The Fund was constituted on 24 January 2002 and will terminate on 13 February 2082 unless terminated earlier in accordance with the provisions of the Fund's Constitution.

This interim report does not include all the notes of the type normally included in an annual report. Accordingly, this interim report is to be read in conjunction with the annual report for the year ended 30 June 2016 and any public announcements made in respect of the Fund during the interim reporting period in accordance with the continuous disclosure requirements of the *Corporations Act 2001*.

### (a) Significant accounting policies

The accounting policies in these interim financial statements are the same as those applied in the Fund's financial statements for the year ended 30 June 2016.

### (b) Segment information

The Fund is organised into one main segment which operates solely in the business of investment management within Australia.

The Fund operates in Australia and holds investments in Australia.

### (c) Interim measurement

The nature of the Fund's operations is such that income and expenses are incurred in a manner which is not impacted by any form of seasonality.

This interim report is prepared based upon an accrual concept, which requires income and expenses to be recorded as earned or incurred and not as received or paid throughout the period.

The Responsible Entity of the Fund is State Street Global Advisors, Australia Services Limited (the "Responsible Entity"). The Responsible Entity's registered office is Level 17, 420 George Street, Sydney, NSW 2000.

This interim report is presented in Australian currency.

This interim report was authorised for issue by the directors on 23 February 2017. The directors of the Responsible Entity have the power to amend and reissue the interim report.

There have been no changes in the risk management policies and processes of the Fund since year end.

A copy of the 30 June 2016 Annual Report containing detail of the accounting policies and other disclosures can be found at [www.spdrs.com.au](http://www.spdrs.com.au).

### (d) Comparative revisions

Comparative information has been revised where appropriate to enhance comparability. Where necessary, comparative figures have been adjusted to conform with changes in presentation in the current half-year.

## 2 Fair value measurement

The Fund measures and recognises the following assets and liabilities at fair value on a recurring basis:

- Financial assets / liabilities designated at fair value through profit or loss (see note 3)
- Financial assets / liabilities held for trading (see note 3)

## 2 Fair value measurement (continued)

- Derivative financial instruments

The Fund has no assets or liabilities measured at fair value on a non-recurring basis in the current reporting period.

AASB 13 requires disclosure of fair value measurements by level of the following fair value hierarchy:

- (a) quoted prices (unadjusted) in active markets for identical assets or liabilities (level 1);
- (b) inputs other than quoted prices included within level 1 that are observable for the asset or liability, either directly or indirectly (level 2); and
- (c) inputs for the asset or liability that are not based on observable market data (unobservable inputs) (level 3).

### (i) Fair value in an active market (level 1)

The fair value of financial assets and liabilities traded in active markets is based on their last traded prices at the end of the reporting period without any deduction for estimated future selling costs.

The Fund values its investments in accordance with the accounting policies set out in the notes to the financial statements as at 30 June 2016.

A financial instrument is regarded as quoted in an active market if quoted prices are readily and regularly available from an exchange, dealer, broker, industry group, pricing service, or regulatory agency, and those prices represent actual and regularly occurring market transactions on an arm's length basis.

### (ii) Valuation techniques used to derive level 2 and level 3 fair value

The fair value of financial assets and liabilities that are not exchange-traded in an active market is determined using valuation techniques. These include the use of recent arm's length market transactions, reference to the current fair value of a substantially similar other instrument, discounted cash flow techniques, option pricing models or any other valuation technique that provides a reliable estimate of prices obtained in actual market transactions.

Where discounted cash flow techniques are used, estimated future cash flows are based on management's best estimates and the discount rate used is a market rate at the end of the reporting period applicable for an instrument with similar terms and conditions.

For other pricing models, inputs are based on market data at the end of the reporting period. Fair values for unquoted equity investments are estimated, if possible, using applicable price/earnings ratios for similar listed companies adjusted to reflect the specific circumstances of the issuer.

The fair value of derivatives that are not exchange traded is estimated at the amount that the Fund would receive or pay to terminate the contract at the end of the reporting period taking into account current market conditions (volatility and appropriate yield curve) and the current creditworthiness of the counterparties. The fair value of a forward contract is determined as a net present value of estimated future cash flows, discounted at appropriate market rates as at the valuation date.

Some of the inputs to these models may not be market observable and are therefore estimated based on assumptions.

The output of a model is always an estimate or approximation of a value that cannot be determined with certainty, and valuation techniques employed may not fully reflect all factors relevant to the positions the Fund holds. Valuations are therefore adjusted, where appropriate, to allow for additional factors including liquidity risk and counterparty risk.

## 2 Fair value measurement (continued)

### Recognised fair value measurement

The table below sets out the Fund's financial assets and liabilities (by class) measured at fair value according to the fair value hierarchy at 31 December 2016 and 30 June 2016.

	Level 1 \$	Level 2 \$	Level 3 \$	Total \$
<b>As at 31 December 2016</b>				
<b>Financial assets</b>				
Financial assets held for trading:				
Derivatives	295,102	-	-	295,102
Financial assets designated at fair value through profit or loss:				
Unit trusts	582,038,965	-	-	582,038,965
<b>Total</b>	<b>582,334,067</b>	<b>-</b>	<b>-</b>	<b>582,334,067</b>
	Level 1 \$	Level 2 \$	Level 3 \$	Total \$
<b>As at 30 June 2016</b>				
<b>Financial assets</b>				
Financial assets held for trading:				
Derivatives	102,375	-	-	102,375
Financial assets designated at fair value through profit or loss:				
Unit trusts	654,464,034	-	-	654,464,034
<b>Total</b>	<b>654,566,409</b>	<b>-</b>	<b>-</b>	<b>654,566,409</b>

The Fund's policy is to recognise transfers into and transfers out of fair value hierarchy levels as at the end of the reporting period.

#### (i) Transfers between levels

There were no transfers between the levels for the fair value hierarchy for the half-year ended 31 December 2016 and year ended 30 June 2016. There were also no changes made to any of the valuation techniques applied as of 31 December 2016.

#### (ii) Fair value measurements using significant unobservable inputs (level 3)

The Fund did not hold any financial instruments with fair value measurements using significant unobservable inputs during the half-year ended 31 December 2016 or year ended 30 June 2016.

#### (iii) Fair values of other financial instruments

The Fund did not hold any financial instruments which were not measured at fair value in the Statement of financial position. Due to their short-term nature, the carrying amounts of receivables and payables are assumed to approximate fair value.

### 3 Financial assets held at fair value through profit or loss

	As at	
	31 December 2016	30 June 2016
	\$	\$
<b>Held for trading</b>		
Derivatives	<u>295,102</u>	<u>102,375</u>
Total held for trading	<u>295,102</u>	<u>102,375</u>
<b>Designated at fair value through profit or loss</b>		
Unit trusts	<u>582,038,965</u>	<u>654,464,034</u>
Total designated at fair value through profit or loss	<u>582,038,965</u>	<u>654,464,034</u>
<b>Total financial assets held at fair value through profit or loss</b>	<u>582,334,067</u>	<u>654,566,409</u>

### 4 Net assets attributable to unitholders

Movements in number of units and net assets attributable to unitholders during the half-year were as follows:

	Half-year ended			
	31 December 2016	31 December 2015	31 December 2016	31 December 2015
	No.	No.	\$	\$
Opening balance	48,900,001	48,900,001	662,201,898	553,656,037
Applications	-	1,100,000	-	12,766,706
Redemptions	(2,800,000)	-	(36,300,016)	-
Increase/(decrease) in net assets attributable to unitholders	-	-	(28,434,403)	28,685,540
Closing balance	<u>46,100,001</u>	<u>50,000,001</u>	<u>597,467,479</u>	<u>595,108,283</u>

As stipulated within the Fund's Constitution, a unit confers an equal undivided, vested, and inalienable interest in the assets as a whole, subject to the liabilities. There are no separate classes of units and each unit has the same rights attaching to it as all other units of the Fund.

During the half-year applications of \$0 (2015: \$11,656,805) and redemptions of \$36,190,328 (2015: \$0) were satisfied by in specie asset transfer in the form of a parcel of quoted securities and are non-cash in nature.

## 5 Distributions to unitholders

The distributions for the half-year were as follows:

	Half-year ended			
	31 December 2016	31 December 2016	31 December 2015	31 December 2015
	\$	CPU	\$	CPU
Distributions paid	3,329,127	6.98	4,399,364	8.89
Distributions payable	<u>5,973,961</u>	<u>12.96</u>	<u>5,880,952</u>	<u>11.76</u>
Total distributions	<u>9,303,088</u>	<u>19.94</u>	<u>10,280,316</u>	<u>20.65</u>

## 6 Payables

	As at	
	31 December 2016	30 June 2016
	\$	\$
Management fee payable	363,241	204,921
Other payables	<u>103,215</u>	<u>81,308</u>
	<u>466,456</u>	<u>286,229</u>

## 7 Events occurring after the reporting period

No significant events have occurred since the end of the reporting period which would impact the financial position of the Fund disclosed in the Statement of financial position as at 31 December 2016 or the results and cash flows of the Fund for the half-year ended on that date.

## 8 Contingent assets and liabilities and commitments


There are no outstanding contingent assets, liabilities or commitments as at 31 December 2016 or 30 June 2016.

## Directors' declaration

In the opinion of the directors of the Responsible Entity:

- (a) the financial statements and notes set out on pages 5 to 14 are in accordance with the *Corporations Act 2001*, including:
  - (i) complying with Accounting Standards, the *Corporations Regulations 2001* and other mandatory professional reporting requirements;
  - (ii) giving a true and fair view of the Fund's financial position as at 31 December 2016 and of its performance for the financial half-year ended on that date; and
- (b) there are reasonable grounds to believe that the Fund will be able to pay its debts as and when they become due and payable.

This declaration is made in accordance with a resolution of the directors.



James MacNevin  
Director

Sydney  
23 February 2017



## **Independent auditor's review report to the unitholders of SPDR S&P/ASX 200 Listed Property Fund**

### ***Report on the Half-Year Financial Report***

We have reviewed the accompanying half-year financial report of SPDR S&P/ASX 200 Listed Property Fund (the registered scheme), which comprises the statement of financial position as at 31 December 2016, the statement of comprehensive income, statement of changes in equity and statement of cash flows for the half-year ended on that date, selected explanatory notes and the directors' declaration.

### ***Directors' responsibility for the half-year financial report***

The directors of State Street Global Advisors, Australia Services Limited (the responsible entity) are responsible for the preparation of the half-year financial report that gives a true and fair view in accordance with Australian Accounting Standards and the *Corporations Act 2001* and for such internal control as the directors determine is necessary to enable the preparation of the half-year financial report that is free from material misstatement whether due to fraud or error.

### ***Auditor's responsibility***

Our responsibility is to express a conclusion on the half-year financial report based on our review. We conducted our review in accordance with Australian Auditing Standard on Review Engagements ASRE 2410 *Review of a Financial Report Performed by the Independent Auditor of the Entity*, in order to state whether, on the basis of the procedures described, we have become aware of any matter that makes us believe that the half-year financial report is not in accordance with the *Corporations Act 2001* including giving a true and fair view of the entity's financial position as at 31 December 2016 and its performance for the half-year ended on that date; and complying with Accounting Standard AASB 134 *Interim Financial Reporting* and the *Corporations Regulations 2001*. As the auditor of SPDR S&P/ASX 200 Listed Property Fund, ASRE 2410 requires that we comply with the ethical requirements relevant to the audit of the annual financial report.

A review of a half-year financial report consists of making enquiries, primarily of persons responsible for financial and accounting matters, and applying analytical and other review procedures. A review is substantially less in scope than an audit conducted in accordance with Australian Auditing Standards and consequently does not enable us to obtain assurance that we would become aware of all significant matters that might be identified in an audit. Accordingly, we do not express an audit opinion.

### ***Independence***

In conducting our review, we have complied with the independence requirements of the *Corporations Act 2001*.

---

**PricewaterhouseCoopers, ABN 52 780 433 757**

Darling Park Tower 2, 201 Sussex Street, GPO BOX 2650, SYDNEY NSW 1171

T: +61 2 8266 0000, F: +61 2 8266 9999, [www.pwc.com.au](http://www.pwc.com.au)



### ***Conclusion***

Based on our review, which is not an audit, we have not become aware of any matter that makes us believe that the half-year financial report of SPDR S&P/ASX 200 Listed Property Fund is not in accordance with the *Corporations Act 2001* including:

1. giving a true and fair view of the registered scheme's financial position as at 31 December 2016 and of its performance for the half-year ended on that date;
2. complying with Accounting Standard AASB 134 *Interim Financial Reporting* and the *Corporations Regulations 2001*.

A handwritten signature in blue ink that reads 'PricewaterhouseCoopers'.

PricewaterhouseCoopers

A handwritten signature in blue ink, likely belonging to Joe Sheeran.

Joe Sheeran  
Partner

Sydney  
23 February 2017