

Image Supplied By Epiroc



# JULY 2025 CASTILE RESOURCES LTD MINE TO METAL

Gold and Downstream Critical Minerals Produced in Australia

GOLD | COPPER | COBALT | MAGNETITE

JULY 2025

CASTILE.COM.AU

ASX:CST  
OTCQB:CLRSF

## COMPETENT PERSON STATEMENT

The information contained in this report relating to Exploration Results, Minerals Resources and Ore Reserves has been previously reported by the Company as referenced in this presentation (Announcements). The Company confirms that it is not aware of any new information or data that would materially affect the information included in the Announcements and, in the case of estimates of Mineral Resources that all material assumptions and technical parameters underpinning the estimates continue to apply and have not materially changed.

The information contained in the report relating to the Rover 1 Pre-Feasibility Study (PFS) was previously announced by the Company on 5 December 2022. The Company confirms that all material assumptions underpinning the PFS, including financial forecasts and production targets, continue to apply and have not materially changed.

## GENERAL DISCLAIMER

This presentation has been prepared by Castile Resources Limited. It should not be considered as an offer or invitation or inducement to subscribe for the purchase of any securities in the Company. This presentation may contain forecasts and forward-looking statements. Such forecasts, projections and information are not a guarantee of future performance, involve unknown risks and uncertainties. Actual results and developments may differ materially from those expressed or implied. Castile has not audited or investigated the accuracy or completeness of the information, statements and opinions contained in this presentation. Accordingly, to the maximum extent permitted by applicable laws, Castile makes no representation and can give no assurance, guarantee or warranty, express or implied, as to, and take no responsibility and assume no liability for, the authenticity, validity, accuracy, suitability or completeness of, or any errors in or omission, from any information, statement or opinion contained in this presentation.

This overview of Castile does not purport to be all inclusive or to contain all information which its recipients may require in order to make an informed assessment of the Company's prospects. You should conduct your own investigation and perform your own analysis in order to satisfy yourself as to the accuracy and completeness of the information, statements and opinions contained in this presentation before making any investment decision.

The information in this presentation is general in nature and does not purport to be complete. This presentation is not a prospectus, disclosure document or other offering document under Australian law or under the laws of any other jurisdiction. This presentation is provided for information purposes and does not constitute an offer, invitation, inducement or recommendation to subscribe for or purchase securities in Castile Resources in any jurisdiction.

## PREVIOUSLY REPORTED INFORMATION

This presentation refers to information previously announced to the ASX, including mineral resource estimates, ore reserves, and exploration results announced to the ASX on 12 February 2020 in its Prospectus dated 3 December 2019, ASX: CST 27 September 2022 Annual Report, ASX:CST 5 December 2022 Rover 1 Preliminary Feasibility Study Outcomes, ASX:CST 18 April 2024 "Castile Awarded Major Project Status For Rover 1", ASX:CST 3 July 2024 "Castile Receives Exploration Co-Funding Grant", ASX:CST 16 July 2024 "Middle Arm Sustainable Development Precinct", ASX:CST 21 October 2024 "Significant Optimisations Made To Advance Rover 1 BFS", ASX:CST 30 April 2025 :Critical Mineral Bismuth Added to Rover 1 as Price Surges"

The Company confirms that it is not aware of any new information or data that materially affects the information included in the original market announcements or this presentation, and that all material assumptions and technical parameters underpinning the mineral resource estimates and ore reserves continue to apply and have not materially changed.

This presentation was authorised for release by the Board of Castile Resources Limited – Suite 1B, 17 Southport St, West Leederville, WA 6007.

## INTERNATIONAL DISCLAIMER

These presentation materials and the accompanying verbal presentation (together, the Presentation Materials) have been prepared by Castile Resources ACN 124 314 085. These Presentation Materials are for information purposes only. The Presentation Materials do not comprise a prospectus, product disclosure statement or other offering document under Australian law (and will not be lodged with the Australian Securities and Investments Commission) or any other law. The Presentation Materials also do not constitute or form part of any invitation, offer for sale or subscription or any solicitation for any offer to buy or subscribe for any securities nor shall they or any part of them form the basis of or be relied upon in connection therewith or act as any inducement to enter any contract or commitment with respect to securities. These Presentation Materials do not constitute an offer to sell or a solicitation to buy, securities including in the United States of America.




The Presentation Materials are not investment or financial product advice (nor tax, accounting, or legal advice) and are not intended to be used for the basis of making an investment decision. Recipients should obtain their own advice before making any investment decision.

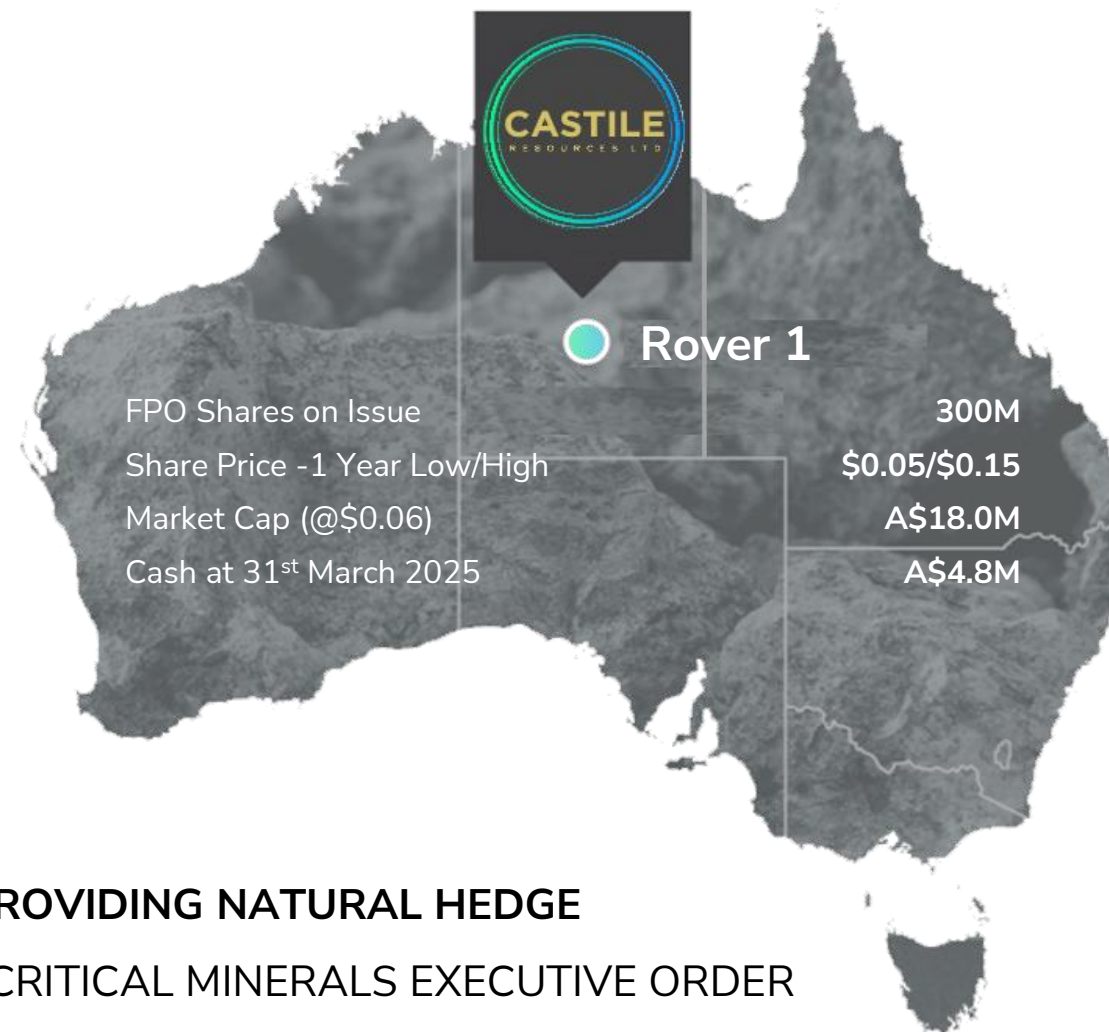
Certain statements contained in the Presentation Materials, including information as to the future financial or operating performance of the Company and its projects, are forward looking statements. Such forward looking statements: a) are necessarily based upon several estimates and assumptions that, while considered reasonable by the Company, are inherently subject to significant technical, business, economic, competitive, political; and social uncertainties and contingencies; b) involve known and unknown risks and uncertainties that could cause actual events or results to differ materially from estimated or anticipated events or results reflected in such forward-looking statements; and c) may include, among other things, statements regarding estimates and assumptions in respect of prices, costs, results and capital expenditure, and are or may be based on assumptions and estimates related to future technical, economic, market, political, social and other conditions. The Company disclaims any intent or obligation to publicly update any forward-looking statements, whether as a result of new information, future events or results or otherwise. The words “believe”, “expect”, “anticipate”, “indicate”, “contemplate”, “target”, “plan”, “intends”, “continue”, “budget”, “estimate”, “may”, “will”, “schedule” and similar expressions identify forward looking statements. All forward-looking statements contained in the Presentation Materials are qualified by the foregoing cautionary statements. Recipients are cautioned that forward looking statements are not guarantees of future performance and accordingly recipients are cautioned not to put undue reliance on forward looking statements due to the inherent uncertainty therein. Further, the Company notes that the performance of the Company may be influenced by a number of factors, uncertainties and contingencies, many of which are outside the control of the Company and its directors, staff and consultants.

The Company has prepared the Presentation Materials based on information available to it at the time of preparation. No representation or warranty, express or implied, is made as to the fairness, accuracy or completeness of the information, opinions and conclusions contained in the Presentation Materials. To the maximum extent permitted by law, the Company, its related bodies corporate (as that term is defined in the Corporations Act 2001 (Commonwealth of Australia)) and the officers, directors, employees, advisers and agents of those entities do not accept any responsibility or liability including, without limitation, any liability arising from fault or negligence on the part of any person, for any loss arising from the use of the Presentation Materials or its contents or otherwise arising in connection with it.



## THE ROVER 1 PROJECT

	PRE-TAX NPV <sub>6.5</sub> A\$451.4M USING \$A2,640/oz (CURRENT PRICE ~A\$5,300/oz)
	GOLD AND & DOWNSTREAM CRITICAL METALS PRODUCED IN AUSTRALIA
	MAJOR PROJECT STATUS AND LAND ALLOCATION AT CRITICAL MINERALS PROCESSING PRECINCT



### IN THIS PRESENTATION:

- **HIGH LEVERAGE TO GOLD PRICE INCREASES PROVIDING NATURAL HEDGE**
- ORE RESERVES OF METALS TARGETED BY USA CRITICAL MINERALS EXECUTIVE ORDER  
**COPPER AND COBALT WITH RESOURCES OF BISMUTH**
- 100 EXPLORATION TARGETS BEING EXPLORED WITH NEW TECHNOLOGY

## GOLD

Pure Gold




**28,700ozpa**

Annual Production  
Current Price US\$3,350/oz

## COPPER

99.25% LME Grade



**6,900tpa**

Annual Production  
Current Price US\$9,700/t

## COBALT

Sulphate




**300tpa**

Annual Production  
Current US\$33,335/t

## BISMUTH

Mineral Resource



**\*Rover 1 has a Total Mineral Resource of 5,900t under analysis in the Bankable Feasibility Study**

## HIGH GRADE MAGNETITE



**75,300tpa**

Annual Production  
Current US\$234/t

### ROVER 1 TOTAL MINERAL RESOURCE ESTIMATE

	Tonnes (kt)	Au (g/t)	Cu (%)	Co (%)	Bi (%)	Fe <sub>3</sub> O <sub>4</sub> (%)	Au (oz)	Cu (t)	Co (t)	Bi (t)	Fe <sub>3</sub> O <sub>4</sub> (t)
Indicated Resource	3,970	1.83	1.59	0.07	0.11	23.64	233,800	63,100	2,900	4,500	938,300
Inferred Resource	1,611	1.57	1.25	0.07	0.08	22.13	81,400	20,100	1,100	1,400	356,500
<b>Total</b>	<b>5,581</b>	<b>1.76</b>	<b>1.49</b>	<b>0.07</b>	<b>0.11</b>	<b>23.20</b>	<b>315,200</b>	<b>83,200</b>	<b>4,000</b>	<b>5,900</b>	<b>1,294,800</b>

\*Project Total Bismuth Resource comprised of 4,200t Indicated Resource at 0.11% Bi and 700t Inferred Resource at 0.08% Bi

# ROVER 1

## A RICH, HIGH-GRADE IOCG DEPOSIT

- Castile Drilling
- Historical Drillholes
- Gold Mineralisation
- Copper Mineralisation

### Bonanza Gold Intercepts

**30.4m @ 36.50 g/t Au**  
from 506.5m in 20CRD001

**7m @ 125.93 g/t Au**  
from 542m in WGR1D034

**20m @ 32.61 g/t Au**  
from 469m in WGR1D003

**10m @ 47.97 g/t Au**  
from 471m in R1ARD41-1

**12m @ 58.40 g/t Au**  
from 555m in WGR1D002-5

### High Grade Copper Intercepts

**21m @ 6.86% Cu**  
from 469m in WGR1D011

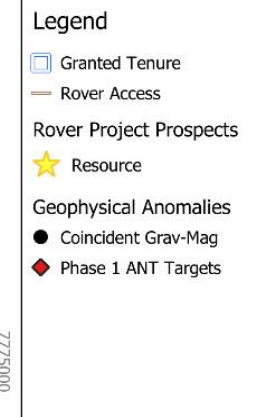
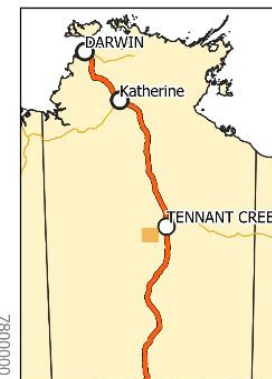
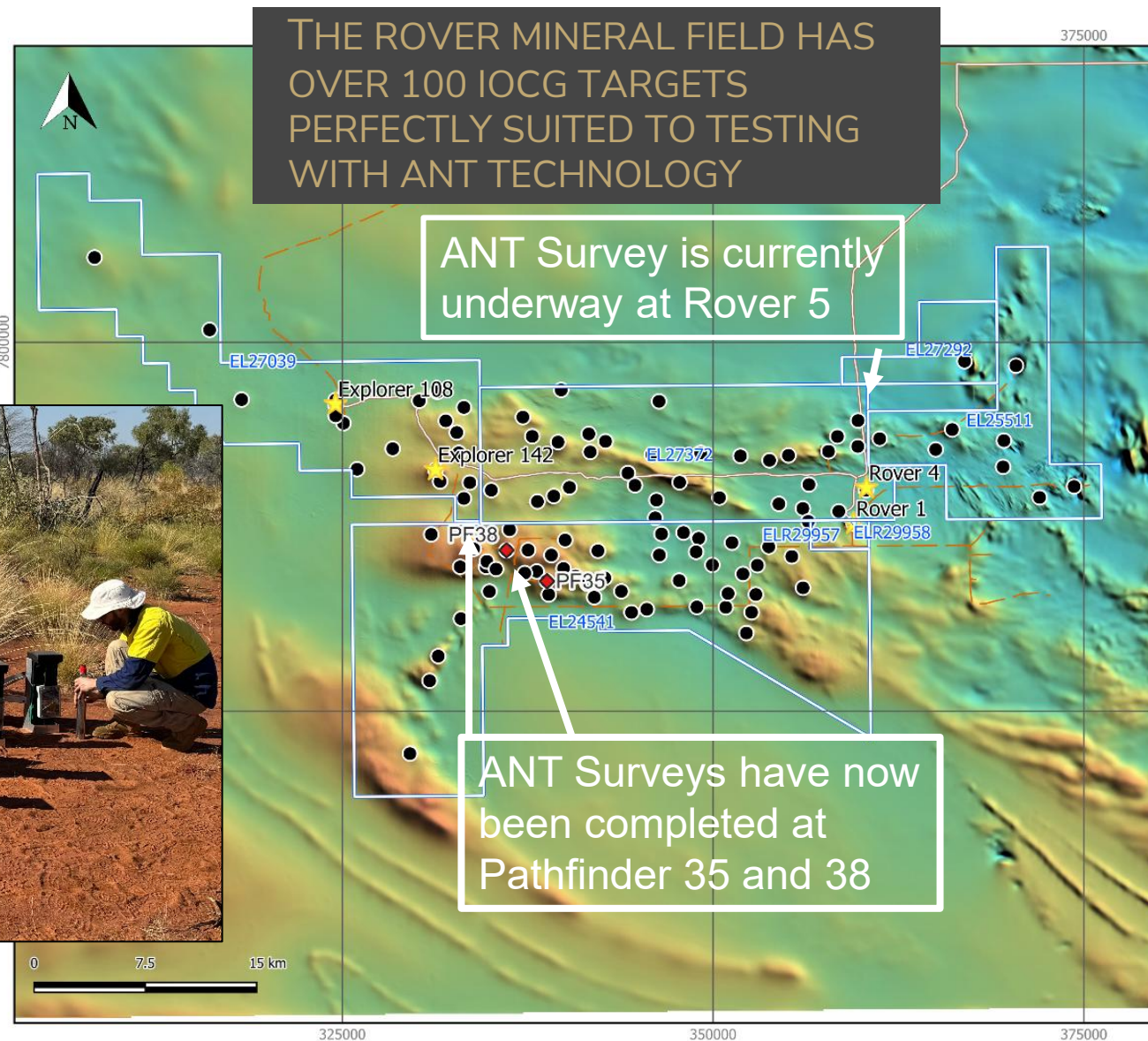
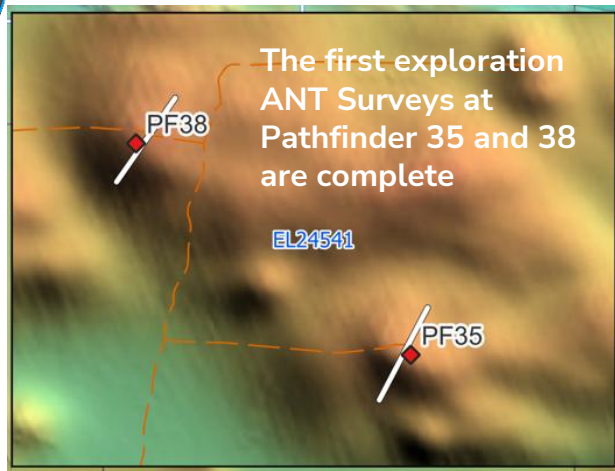
**27m @ 4.75% Cu**  
from 429m in WGR1D024-1

**30.2m @ 4.46% Cu**  
from 827m in WGR1D059-2A1

**42m @ 4.10% Cu**  
from 360m in R1ARD30

**90,000 METRES OF DIAMOND DRILLING**  
(75km pre-CST, 15km with CST)





Castile Resources Limited

Rover Project  
Gravity-Magnetic Anomalies  
Identified as Potential IOCG

Drawn: MDS 20241119  
Scale: 1:330,000 Grid: MGA94 Zone 53

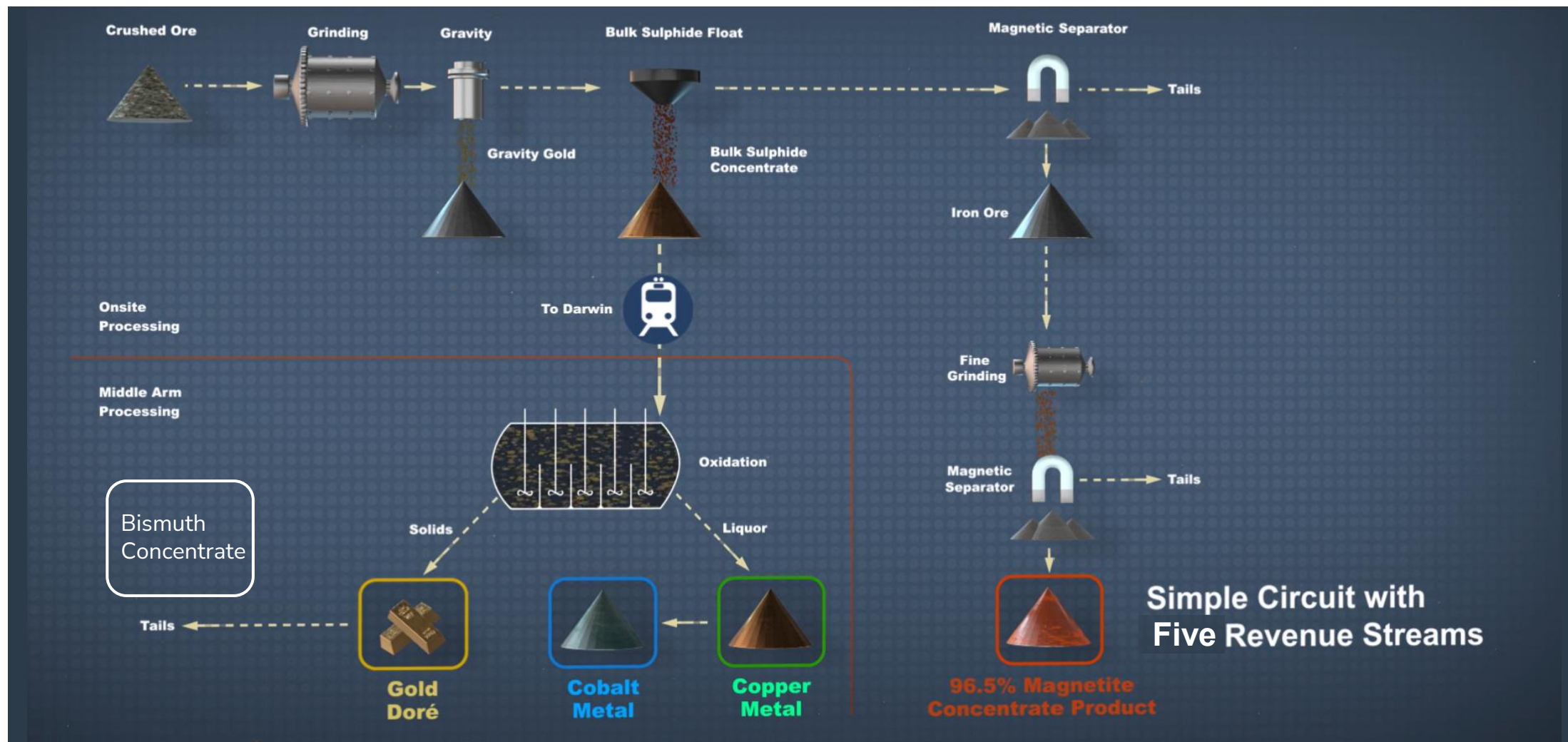


Ambient Noise Tomography sensors being prepared for deployment in the field. The seven sensors shown would each be spaced approximately 250m apart making a total line or "array" of 1.5kms for the survey.



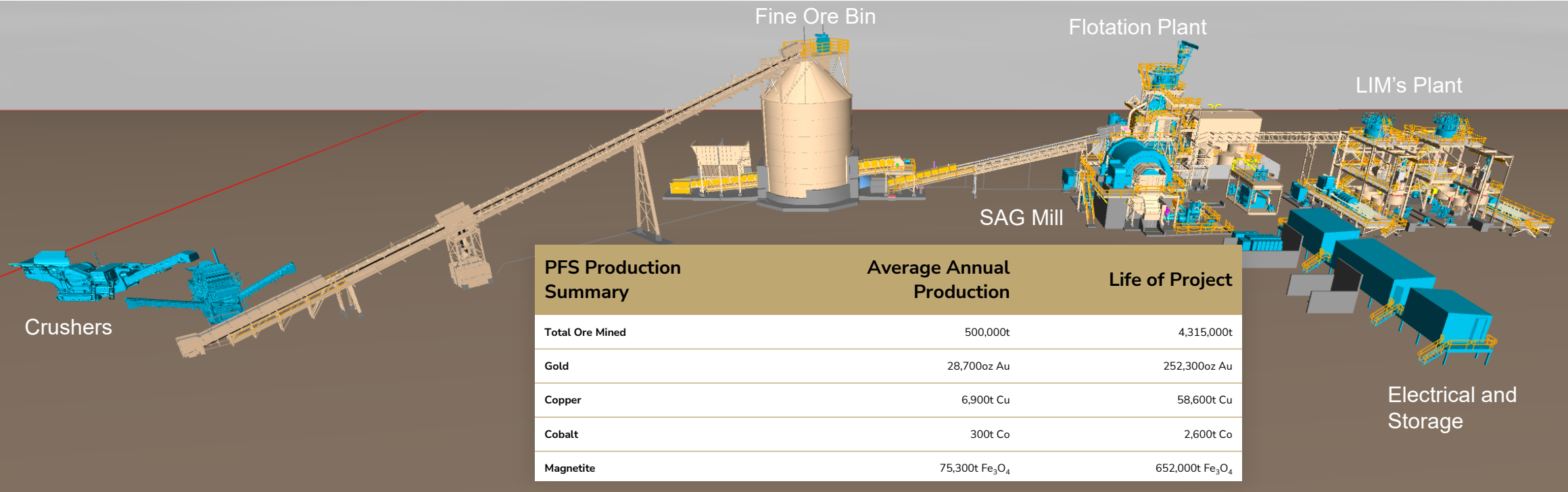
# BENEFICIATION IN TENNANT CREEK - REFINING IN DARWIN

ROVER 1: INDICATIVE FLOWSHEET





# ROVER 1 SITE: PROPOSED BENEFICIATION PLANT DESIGN



## TOTAL MATERIAL MINED & PROCESSED IN THE 2022 ROVER 1 PFS

	Tonnes (Mt)	Au (g/t)	Cu (%)	Co (%)	Fe <sub>3</sub> O <sub>4</sub> (%)	Au (oz)	Cu (t)	Co (t)	Fe <sub>3</sub> O <sub>4</sub> (t)
Probable Ore Reserve	3.11	2.02	1.52	0.07	22.92	201,800	47,400	2,200	713,300
Inferred Resource*	1.20	1.75	1.17	0.07	20.78	67,800	14,000	800	250,000
Total	4.31	1.94	1.42	0.07	22.33	269,600	61,400	3,100	963,400

## MIDDLE ARM SUSTAINABLE DEVELOPMENT PRECINCT IN DARWIN

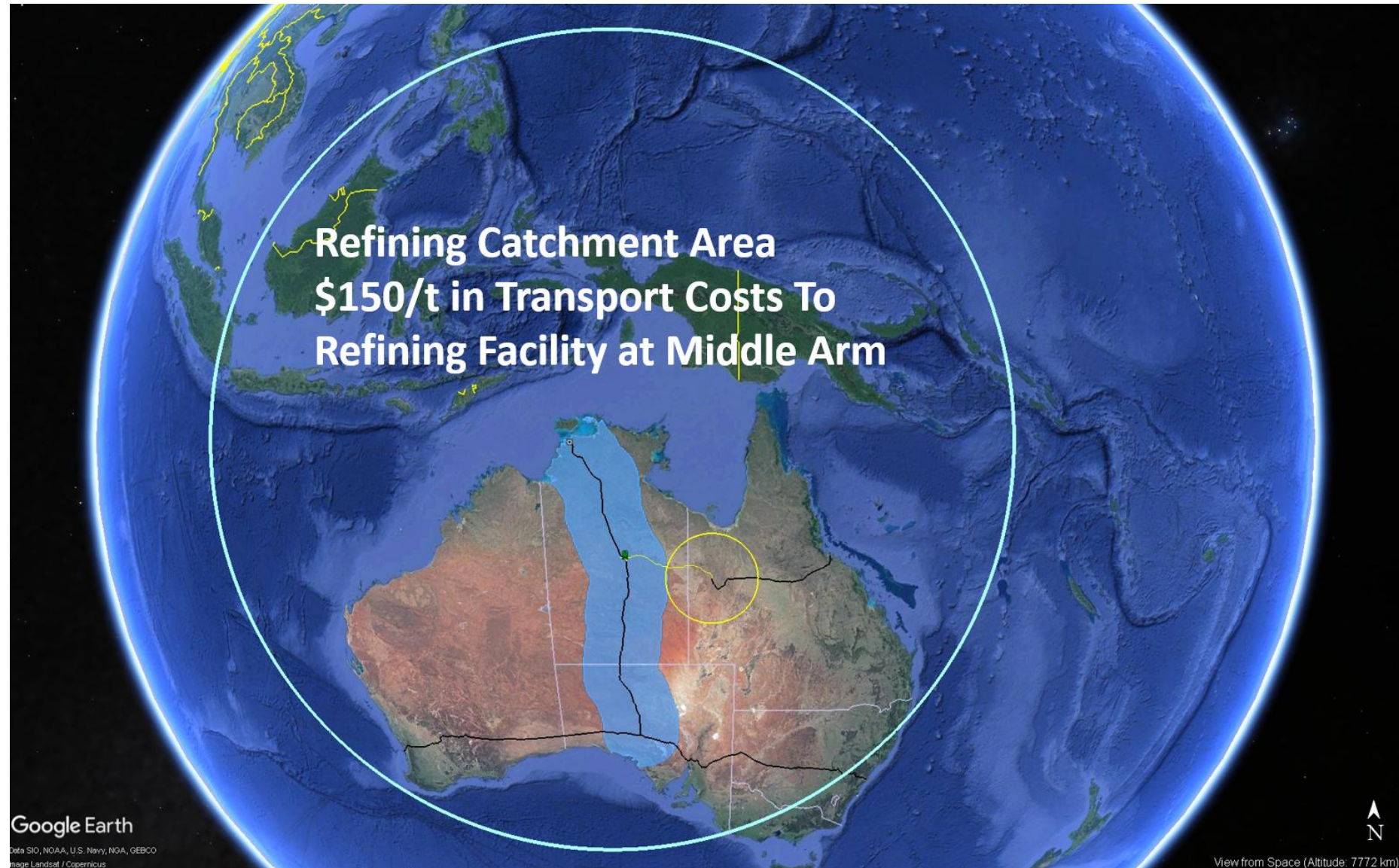
- A purpose-built precinct for downstream critical mineral processing and access to renewable energy production
- Local skilled workforce
- Access to port, rail, road and communications infrastructure
- Option to treat third party ores from Australia and overseas
- Bismuth remains in concentrate at MASDP, concentrate available for shipment from Port of Darwin

PROPOSED CASTILE CRITICAL MINERALS REFINERY AT MASDP





# MASDP PROCESSING PLANT CATCHMENT AREA – THIRD PARTY CONCENTRATES





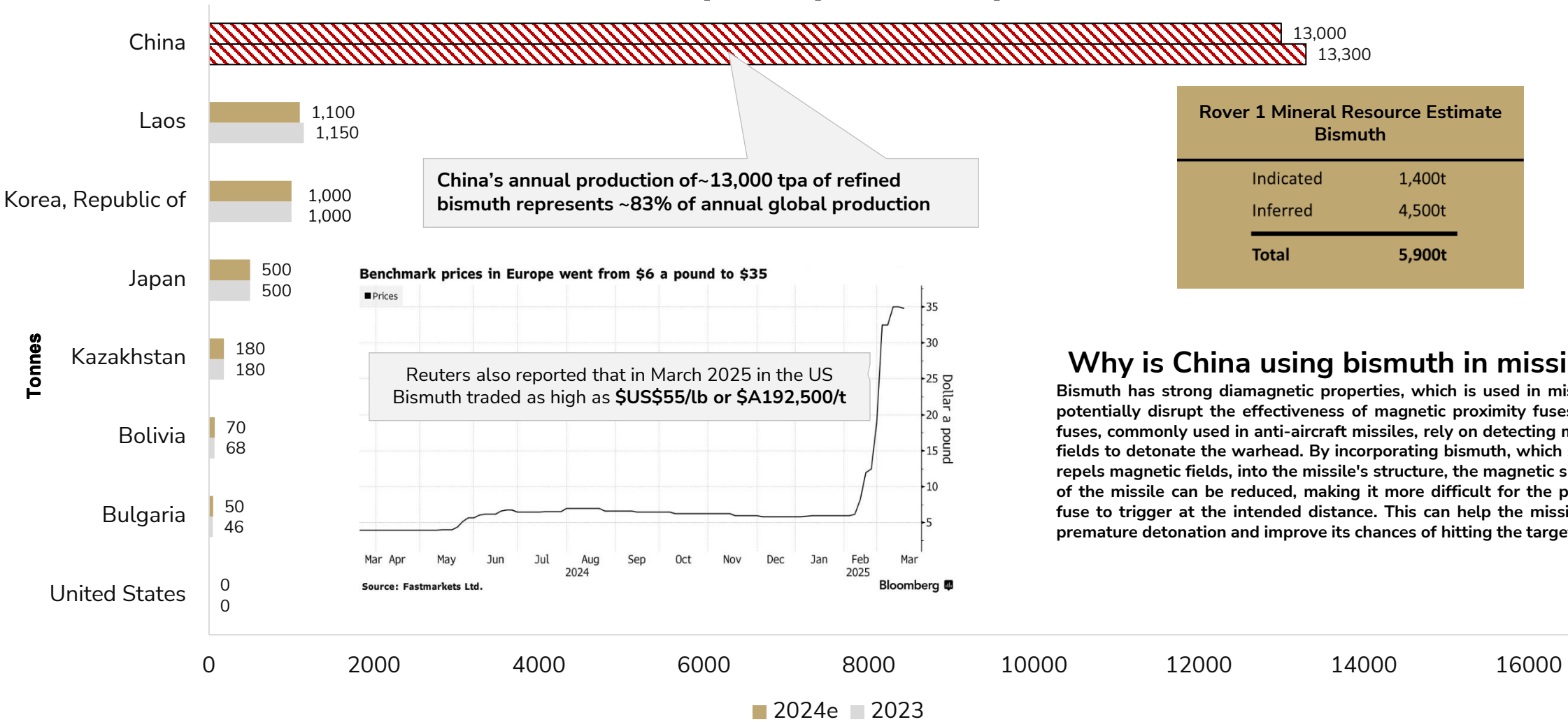
## KEY OPERATING AND FINANCIAL HIGHLIGHTS \*USING 2022 PFS PRICES

Project Economics	PFS \$A	PFS \$US
Total Revenue	\$1,943.6M	\$1,302.2M
Project Operating Costs	\$827.7M	\$554.6M
Project Cash Flow	\$1,115.9M	\$747.6M
NPV <sub>6.5%</sub> (Pre-tax)	\$451.5M	\$302.5M
IRR <sub>(Pre-tax)</sub>	45.9%	45.9%
Underlying Mine Profit	\$686.4M	\$460.0M
Average Annual Revenue	\$225.1M/pa	\$150.8M
Average Annual Free Cash Flow	\$109.1M/pa	\$73.1M
Beneficiation and Refining Plants	\$160.7M	\$US107.7M
Mine & Surface Infrastructure, Pre-Mining Costs and Contingency	\$118.8M	US\$79.6M
Pay-back Period (Post-tax)	31 months	31 months

Commodity Price Assumptions: \*Copper \$US4.25/lb, \*Gold \$US1,770/oz, Cobalt \$US60,000/t, 96.5% Magnetite \$US234.50/t, Exchange Rate of \$US:\$AUD of \$0.67  
Bismuth is NOT included in these financial forecasts



## Refined Bismuth Output by Country, 2023-2024e



# CASTILE RESOURCES

- DEVELOPING THE ROVER 1 MINE TO PRODUCE GOLD AND DOWNSTREAM CRITICAL MINERALS COPPER AND COBALT
- ONE OF THE FEW BISMUTH MINERAL RESOURCES IN THE WORLD
- DOWNSTREAM SUPPLY OF CRITICAL MINERALS PRODUCED IN A TIER 1 MINING JURISDICTION
- SEEKING STRATEGIC PARTNER OR OFFTAKE FINANCING

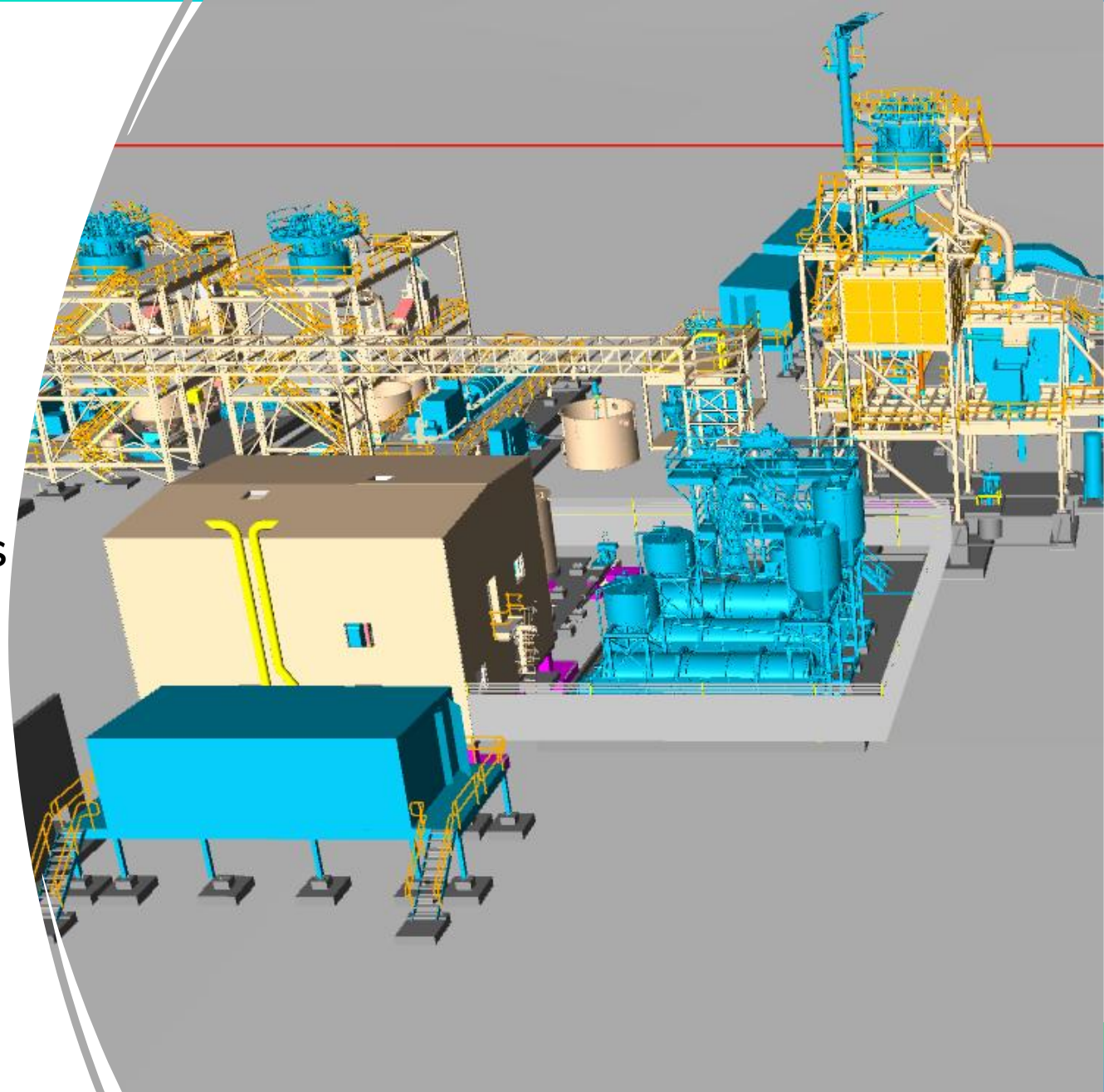




Image Supplied By Epiroc



**PLEASE CONTACT FOR FURTHER INFORMATION**

**MARK HEPBURN**

Managing Director

Castile Resources Limited

[www.castile.com.au](http://www.castile.com.au)

[info@castile.com.au](mailto:info@castile.com.au)

ASX:CST  
OTCQB:CLRSF