



Interim Presentation FY2025



Disclosure

This presentation is given on behalf of Straker Limited ASX:STG (Company number NZ: 1008867 / AU: ARBN 628 707 399)

Information in this presentation:

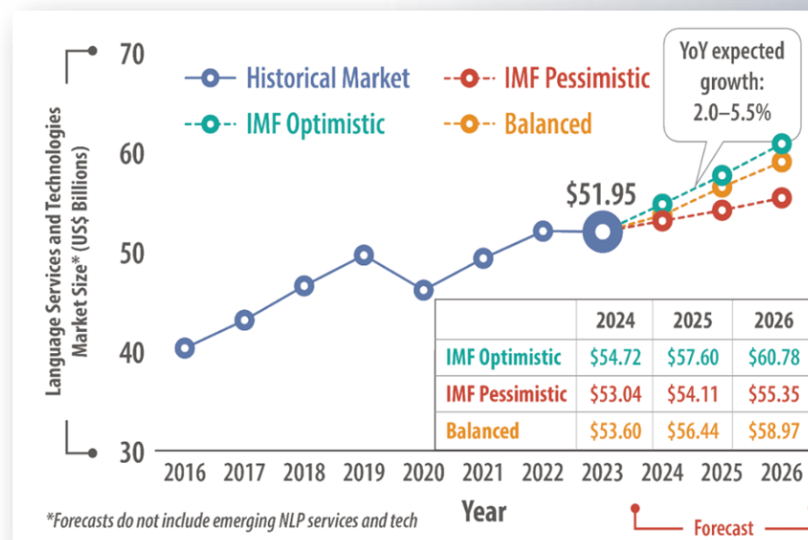
- Is for general information purposes only, and is not an offer or invitation for purchase, or recommendation of securities in Straker Limited (Straker)
- Should be read in conjunction with, and is subject to, Straker's latest and prior interim and annual reports, including Straker's Final Report for the period FY24 ended 31 March 2024, and Straker's market releases on the ASX
- Includes forward-looking statements about Straker and the environment in which Straker operates, which are subject to uncertainties and contingencies outside of Straker's control - Straker's actual results or performance may differ materially from these statements
- Includes statements relating to past performance, which should not be regarded as a reliable indicator of future performance
- May contain information from third parties believed to be reliable; however, no representations or warranties are made as to the accuracy or completeness of such information
- All information in this presentation is current at 30 September 2024, unless otherwise stated.
- All currency amounts are in NZ dollars, unless otherwise stated.

Key Messages

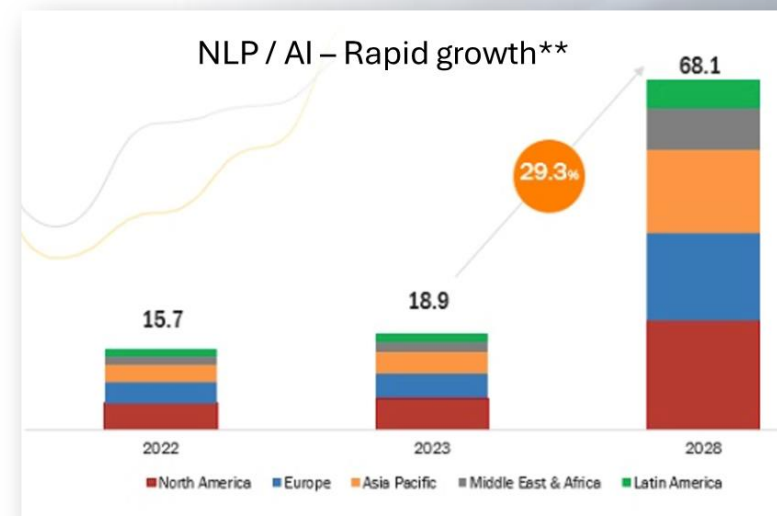
- US\$52bn translation industry and **US\$35bn NLP industry**.
- Accessible AI/LLM solutions are **disrupting traditional ways of working**. This is both an opportunity and a threat.
- Focus is on leveraging technology to **lower cost and expand margins**.
- Innovating to unlock the power of AI to reinvent customer experience **and revenue streams**.
- Core translation services revenue has been softer, but **margins stronger and OPEX lower**.
- Straker.ai has done the work to make the transition to an AI-enabled platform, and we have **launched to market a suite of new products**, all underpinned by Verify.

Market Structure

- Translation volume continuing to grow, but **revenue yield from traditional work decreasing**.
- **NLP/AI showing strong growth** and some simple (low-risk) translation work is shifting to easily accessible LLM's.
- Higher-risk and **technical work needs verification** to ensure it is 'right' – both literally, and in intent (tonally).
- Our sector continues to have strong prospects in an AI-world, but **the way we operate, add value, and extract revenue will evolve**.



*CSA research



**<https://www.marketsandmarkets.com/Market-Reports/natural-language-processing-nlp-825.html>

Market Shift – Process and revenue shifts

- Customers under cost pressure and expectations to reduce per word rates.
- Workflows changed from people-first to machine-first translation.



New: Straker.ai

- Leverage technology to lower translation costs and expand margins.
- Use Agentic AI to automate internal workflows – reducing project management costs.
- Move from words-based revenue to balance of subscriptions/ARR, tokens, and traditional services.

Market Shift – Bring solutions into customers workflows

- Constant demand for **increased productivity** in clients.
- **Speed and simplicity** at a premium.
- **Time poor** to learn new systems and go to traditional TMS platforms.



New: Straker.ai

- Develop solutions that place Straker solutions into the places where people work – **be part of the eco-system.**
- Use Agentic AI to make our solutions **seamless and simple** to use – no training.
- **Slack, Teams, and Foxit** integrations.

Market Shift – Importance of building high-value moats

- Low-value/low-risk **work shifting to automated solutions** at very low/no cost.
- But, in many industries, the **cost of inaccuracies and mistakes in communication are still high** – and will remain that way.
- The **prize for winning large and technical clients**, where moats can be built around the business, has increased.

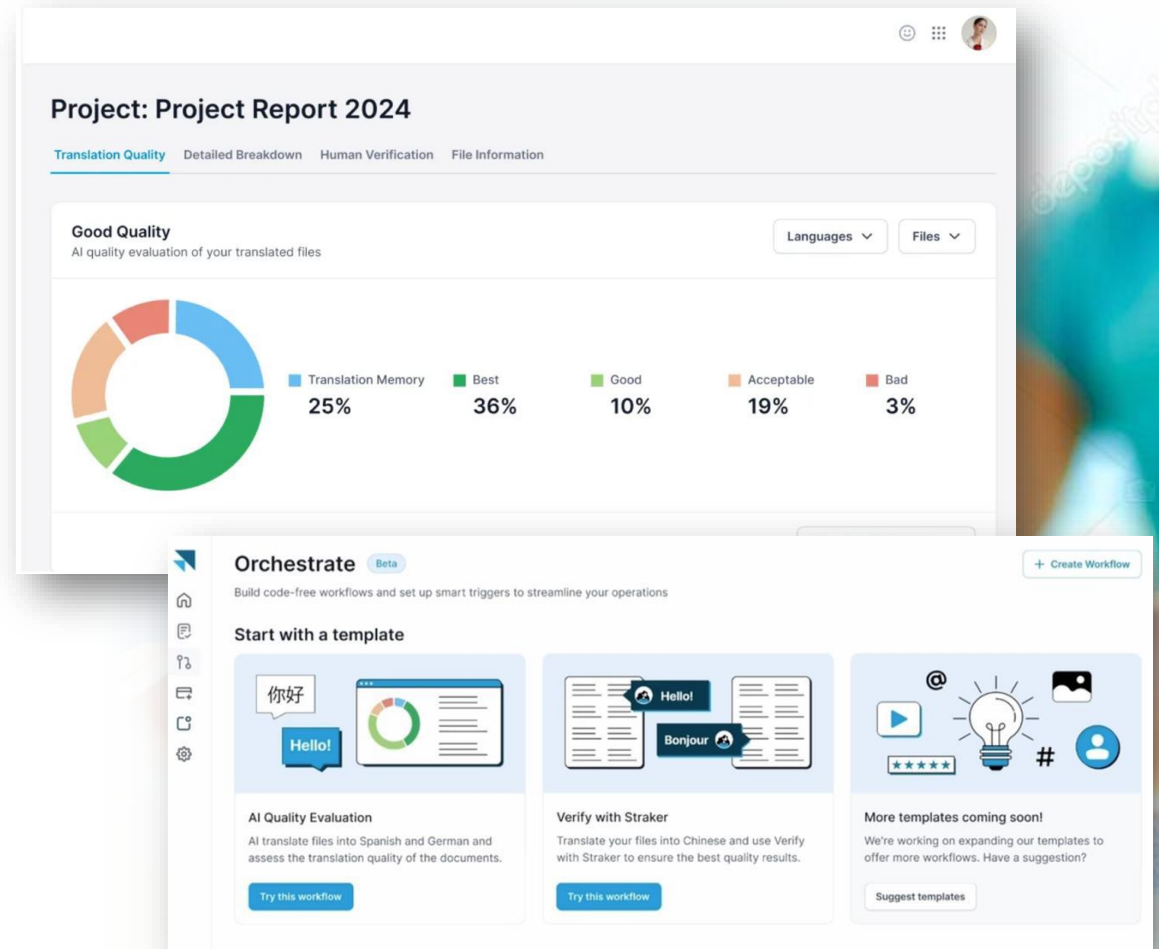


New: Straker.ai

- **Strengthen relationships** with high-value clients where ML knowledge and accuracy is still vital – e.g. IBM.
- **Expand industry vertical strengths** through a strong product development pipeline.
- **Significant H2 move is the development of Swiftbridge** – partnership with IBM – targeting the new English language reporting requirements of the Tokyo Exchange (from April 2025).

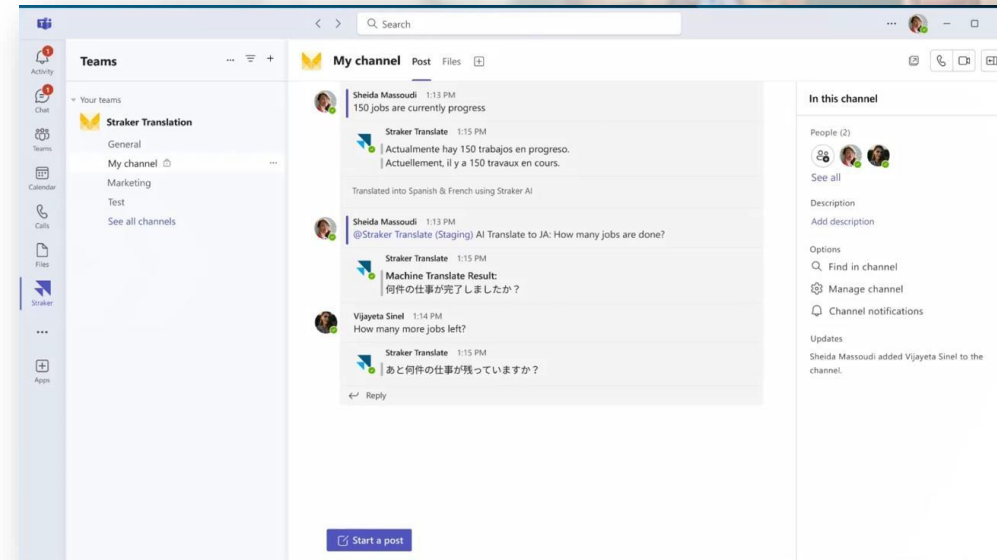
Verify.ai

- Verify: Our AI verification technology validates AI-created translations, ensuring accuracy and quality.
- Verify lowers translation costs, applying to more than just translation. This innovation makes our services more efficient and cost-effective.
- Unique AI token billing maps cost to usage, providing transparency and value for customers. We directly tie costs to AI usage, giving clients greater control over spending.
- New wins on stream in H2: We've secured new business opportunities coming on stream in the second half of the year, demonstrating growing demand for our services.



Workplace Apps

- Streamlined process: Manage translation projects through popular workplace apps like Slack and Teams, eliminating the need for a Translation Management System (TMS).
- Seamless integration: Leverage AI Agents to integrate Verify's AI-powered verification technology directly into these existing tools.
- Market share opportunity: Capitalize on customers' desire to reduce TMS costs by offering an innovative, cost-effective solution that integrates with their existing workflows.
- Success story: IBM is already live with over 8,000+ users using Verify on Slack, showcasing the effectiveness of our workplace app solution.



Swiftbridge

- Swiftbridge, a solution developed by Straker on the IBM AI platform for the Tokyo Stock Exchange.
- Gives us a significant base into the Fintech space.
- Swiftbridge is an AI Agent that allows listed companies to comply with regulations for timely publication to meet regulatory compliance.
- Opens the fintech market for our other AI products for gap analysis.
- Currently in pre-release, due to be live Jan 2025.
- Compliance regulations kick in April 2025.



Financials



Income Statement

	2024	2023	Change
<i>Six months ended 30 September</i>	<i>\$'000</i>	<i>\$'000</i>	<i>%</i>
Revenue	22,737	25,526	-11%
Gross profit	15,271	15,514	-2%
Gross margin %	67.2%	60.8%	11%
Other income	-	113	-100%
Depreciation, amortisation, and impairment of non-financial assets	(5,856)	(4,798)	-22%
Capitalised software development	892	1,487	-40%
Operating expenses, excluding D&A, capitalised development, and impairment of non-financial assets	(14,612)	(15,435)	5%
Operating expenses	(20,468)	(20,233)	-1%
Percentage of operating revenue	-90.0%	-79.3%	-14%
Operating loss before net finance expense	(5,197)	(4,606)	-13%
Percentage of operating revenue	-22.9%	-18.0%	-27%
Net finance income	(1,338)	2,129	-163%
Loss before income tax	(6,535)	(2,477)	-164%
Percentage of operating revenue	-28.7%	-9.7%	-196%
Income tax credit	315	65	385%
Net loss after tax	(6,220)	(2,412)	-158%

	2024	2023	Change
<i>Six months ended 30 September</i>	<i>\$'000</i>	<i>\$'000</i>	<i>%</i>
Operating loss before net finance income	(4,305)	(3,119)	-38%
Add:			
Depreciation, amortisation, and impairment of non-financial assets	5,856	4,798	22%
EBITDA	1,551	1,679	-8%
EBITDA Margin	6.8%	6.6%	3%
Add:			
Acquisition & Restructure costs	120	(8)	1600%
Adjusted EBITDA	1,671	1,671	0%
Adjusted EBITDA margin	7.3%	6.5%	12%

Financial Position

	At 30 September 2024	At 31 March 2024
	\$'000	\$'000
Current assets		
Cash and cash equivalents	11,947	12,165
Trade receivables	6,741	8,664
Other assets and prepayments	2,456	2,307
Total current assets	21,144	23,136
Non-current assets		
Intangible assets	18,039	22,504
Plant and equipment	235	245
Right-of-use assets	744	1,032
Total non-current assets	19,018	23,781
Total assets	40,162	46,917
Current liabilities		
Trade payables	1,661	2,467
Sundry creditors and accruals	3,064	3,422
Contract liability	4,279	4,875
Employee benefits liability	696	746
Lease liabilities	545	574
Total current liabilities	10,245	12,084
Non-current liabilities		
Lease liabilities	345	641
Deferred tax liability	66	384
Total non-current liabilities	411	1,025
Total liabilities	10,656	13,109
Net assets	29,506	33,808
Equity		
Share Capital	66,774	66,774
Foreign currency translation reserve	(204)	(1,140)
Share option reserve	1,427	1,337
Accumulated losses	(38,491)	(33,163)
Total equity	29,506	33,808



Cashflow

	2024	2023	Change
<i>Six months ended 30 September</i>	\$'000	\$'000	%
Cash flows from operating activities			
Receipts from customers	23,968	27,892	-14%
Other operating cash flows	(22,296)	(24,278)	-8%
Operating cash flow	1,672	3,614	-54%
Capital investment	(946)	(1,513)	-37%
Free cash flow	726	2,101	-65%
Cash flow from financing activities			
Lease liability payments	(317)	(288)	10%
Net financing cash flow	(317)	(288)	10%
Net cash flow	409	1,813	-77%
Effect of exchange rate on foreign currency balances	(627)	12	-5325%
Cash and cash equivalents at beginning of the period	12,165	12,505	-3%
Cash and cash equivalents at end of the period	11,947	14,330	-17%

Outlook

Transition from legacy business to AI driven business to ramp up

Pressure on top line revenue as customers transition to Straker.ai

New AI products live and generating revenue

Margins strong with more software revenue

Swiftbridge live and focus on fintech AI solutions

Focus on Platform embedding LLMs for Verify

Increase in token billing





Q&A



Grant Straker
CEO
grant@straker.ai



David Ingram
CFO
david.ingram@straker.ai

