



# ANNUAL REPORT

## 2021

---







# THE STAR

Ikwezi Mining Ltd derives its heritage and name from isiXhosa word “Ikwezi” which translates to “morning star” or “rising star”.

[www.ikwezimining.com](http://www.ikwezimining.com)

## TABLE OF CONTENTS

Company overview	2
Map of operations	5
Chairman's Report	6
Financial report	9
Directors report	11
Audit Report	22
Shareholder information	61
List of tenements	62
Corporate Directory	63

## OUR MISSION:

To establish the Company as an international mid-tier coal producer with a diversified operational base and product range, focusing on the thermal, anthracite, coking and metallurgical coal markets that will:

Maximise stakeholder value by developing our existing core assets as safe and environmentally responsible entities, which benefit the communities in which we operate; and provide secure and sustainable employment opportunities, empowerment for local economic development initiatives and support to community improvement efforts in the region through focus on the export, domestic and high margin specialised coal markets that will allow us to expand this strategy, and diversify into other markets and commodities that will ensure the long-term success of the Company



## SCOPE OF THE REPORT

This report contains forward-looking statements which are not historical facts. Any statement that expresses or implies the company's intentions, beliefs, expectations or predictions (and the assumptions underlying them) is a forward-looking statement. Forward-looking statements involve inherent risks, uncertainties and assumptions including, without limitation, risks related to the timing or ultimate completion of any proposed transactions or projects, and the possibility that benefits may not materialise as expected. If such risks or uncertainties materialise or such assumptions prove incorrect, actual results could differ materially from those expressed or implied by such forward-looking statements and assumptions. Forward-looking statements, including Ikwezi's future business prospects, revenues and income are necessarily estimates in the best judgement of the board of directors of Ikwezi Mining Limited and may not reflect the actual outcome of performance or achievements of the company. The forward-looking statements in this report are made as of the date of this report, and Ikwezi Mining Limited expressly disclaims any obligation to update or correct these statements due to events occurring after issuing this report.

The contents of this report have been informed by regulatory obligations and the stated interests of our stakeholders. The financial and non-financial activities and performance of the company's projects are covered in this report.

Any queries regarding this report or its contents should be sent to: [notices@ikwezi.co.za](mailto:notices@ikwezi.co.za)

## COMPANY OVERVIEW

---

Ikwezi Mining is a visionary mining company operating in the KwaZulu Natal province of South Africa. We operate the Kliprand Colliery, the Emoyeni coal beneficiation plant in Dannhauser, Kwa-Zulu Natal and utilize the Ikwezi Ngagane rail siding near the Ngagane power station in Newcastle.

We hold a 70 percent interest in the Newcastle Project- Kliprand Colliery (previously Ntendeka Colliery). A Mining Right for the Newcastle Project covering an area of 12,182 hectares was granted in February 2012.

The Newcastle Project consists of a number of open cast and underground areas each with different access, different land ownership and different community groupings. Over the life of the mine, each of the opencast and underground areas will be mined separately although they will all share a common infrastructure and processing facility.

The Kliprand Colliery is the initial open cast area within the Newcastle Project where mining operations commenced in May 2018.

Over the longer term, we plan to create shareholder value by bringing the various open cast and underground areas into operation.

## NEW OPENCAST PITS

---

We continue to make strides to bring new opencast pits into production. The commencement of mining at Geodehoep opencast pit is set to take place in the current quarter. The commencement of mining at Shepstone Lake opencast pit is set to take place in the following quarter. Both the pits shall enable the company to ramp up production at its Emoyeni coal wash plant to achieve its rated capacity.







**Mining activities conducted at the Kliprand Colliery**



**Kliprand Colliery Infrastructure**





## **BLASTING AT KLIPRAND COLLIERY**

### **Emoyeni Coal wash plant.**

The coal wash plant was commissioned during the last quarter of 2020. The coal wash plant has a processing capacity of approximately 2 million tons Run of Mine (ROM) per annum with the frontend crushers and screens designed to process approximately 4 million tonnes per annum (mtpa) ROM. The plant has been designed to allow the addition of a second 2 mtpa module at a later stage. The plant has operated at a steady state capacity of 60 000 tons per month. Efforts are underway to ramp up throughput to achieve 75 000 tonnes on a monthly basis.



## **VIEW OF THE EMOYENI COAL WASH PLANT**



# Chairman's Report

---

It is my pleasure to be able to present the Ikwezi Mining Limited (IKW:ASX) Annual Report as Chairman for the year ended 30 June 2021.

I am pleased to report that Ikwezi Mining Limited delivered on many of the year's targets, most notably the commencement of production at the Emoyeni coal wash plant, regulatory approvals along with start-up planning of operations at Goedehoep opencast pit.

These initiatives are critical to the value addition of Ikwezi's product, margin expansion and thereby creation of a self-sufficient, junior mining company. During the period, opencast mining operations continued to progress well at Kliprand Colliery along with production of high grade washed coal at the Emoyeni wash plant.

This drive for self-sufficiency was boosted by rising global coal prices. The successful execution of operations at the Emoyeni wash plant also demonstrates our project execution and operational ability.

Post the impacts of the pandemic, positive global economic growth during the year, lead to higher demand for bulk commodities. This boosted thermal coal prices as a result of limited market supply.

## OPERATIONS

---

The Kliprand Colliery is an opencast operation, in the Klipriver Coalfield of KwaZuluNatal. The Colliery has a planned mine extension to the west called Geodehoep. The Kliprand Colliery is an easily accessible and well-established operating mine with existing infrastructure including power, water supply, buildings, workshops, weighbridge and management facilities.

Ikwezi produces a high-grade export quality thermal coal. During the year, Ikwezi produced a total of 511 362 tons of ROM coal and total mining of 3 326 030 cubic meters. Coal production in the initial period was curtailed due to low international coal prices, resulting in increased waste stripping.

Ikwezi processed a total of 232 855 of ROM coal to produce 160 824 tons of washed coal.

### Operational highlights of the year:

- ♦ 90 129 tons of ROM coal produced in January 2021
- ♦ 372 922 cubic meters of total mining in November 2020
- ♦ 58 429 tons of ROM coal feed tons processed in June 2021
- ♦ 36 911 tons of washed coal produced in June 2021

## THERMAL COAL MARKETS

---

Thermal coal markets steadily increased during the year with the API4 FOB Richards Bay price increasing from approximately USD55 per ton in July 2020 and ending the financial year at a high of USD115 per ton. The trend predicts that the prices will continue increasing during the first quarter of the FY and gradually decrease thereafter.

Coal remains a major source of global energy. China, followed by India, remains the largest consumer and importer of thermal coal in the world. In China it is still used to generate approximately two thirds of power production. Severe shortages of coal supply have to lead to thermal coal prices touching record levels at present.

## INVESTING IN OUR PEOPLE AND COMMUNITY

---

Ikwezi's projects focus largely on education and skills development. We view each project as a platform that contributes to the success and growth of our communities.

In 2021 we continued with our quest to invest in renovating early childhood development centers in line with our commitment to support the areas and communities in which we operate, as they are fundamental to the success of our operations.

Ikwezi also successfully implemented bursaries and skills development & training interventions among our communities.

## OUTLOOK

---

We anticipate that prevailing market conditions will continue, supporting favourable thermal coal prices for the foreseeable future.

Our Newcastle project with multiple opencast and underground areas is well positioned to take advantage of the global coal project exploration and development slow-down. We believe that thermal coal remains as a backbone, reliable and sustainable energy source.

We remain committed to producing cost-efficient, high quality thermal coal and continue to develop the Company's projects to achieve this.

Our focus for the next financial year will be enhancing ROM coal production through multi pit operations, enhancing washed coal production through enhanced capacity utilisation at the Emoyeni coal wash plant, reduction in operating cost and margin.

## ACKNOWLEDGEMENTS


---

I would like to thank our shareholders and stakeholders for their continued support.

I would like to thank our employees, management for their dedicated effort, continued support and work commitment during the challenging times of the pandemic.

Finally, I also extend my appreciation to my Board colleagues for their efforts during the year.

We are optimistic for the coming year with the exciting developments that are underway and that lie ahead of us.



---

**Nitin Agrawal**  
Chairman





**IKWEZI MINING LIMITED**

---

**ARBN 151 258 221**

**FINANCIAL REPORT**

FOR THE YEAR ENDED 30 JUNE 2021

	<b>Page</b>
Directors' Report	11
Remuneration Report	16
Independent Auditor's Report to Members	22
 <b><i>Financial Statements</i></b>	
Consolidated Statement of Profit or Loss	24
Consolidated Statement of Profit or Loss and Other Comprehensive Income	25
Consolidated Statement of Financial Position	26
Consolidated Statement of Cash Flows	27
Consolidated Statement of Changes in Equity	28
Notes to the Consolidated Financial Statements	29
Directors' Declaration	59



# Directors' Report

30 June 2021

The directors of Ikwezi Mining Limited (**Directors**) present their report on the Consolidated Entity consisting of Ikwezi Mining Limited (the **Company** or **Ikwezi**) and the entities it controlled at the end of, or during, the year ended 30 June 2021 (**Consolidated Entity** or **Group**).

## DIRECTORS

The following persons were directors of Ikwezi during the financial year or up to the date of this report:

Mr Tushar Agrawal	<i>Executive Director (Resigned 07 January 2021)</i>
Mr Nitin Agrawal	<i>Executive Director and Chairman</i>
Mr Harjinder Singh Kapila	<i>Independent Director</i>
Mr Blair Sergeant	<i>Independent Director (Resigned 26 May 2021)</i>
Mr Sanjay Goel	<i>Executive Director</i>

## INFORMATION ABOUT DIRECTORS

### **Current Directors**

#### **Mr Nitin Agrawal – Executive Director and Chairman**

Nitin's vast experience in business development and mining of coal and other resources led to the successful launch and comprehensive expansion of Ikwezi Mining.

He is currently the Chairman of Ikwezi Mining Limited, Executive Director and CEO of Ikwezi Mining (Pty) Ltd and Group Executive Director for the Oza Holdings Group. He holds a bachelor's degree in Science and IT.

#### **Mr Tushar Agrawal - Executive Director**

Tushar has extensive experience in both international and South African coal markets with entrepreneurial involvement in the exploration, mining, trading, beneficiation, shipping and logistics of coal. He has been responsible for developing substantial, export-based coal operations in South Africa and has hands-on operational and commercial experience. Tushar has a business administration degree from HR college, Mumbai.

#### **Mr Blair Sergeant – Independent Director**

Blair is the Independent Director at Ikwezi Mining Limited. He holds a Bachelor of Business degree, a Post Graduate Diploma in Corporate Administration, is a Chartered Secretary, member of Australian Institute of Company Directors, the Governance Institute of Australia and is an Associate member of Certified Practising Accountant's, Australia.

He has a strong background in coal coupled with deep experience as a director of major companies. Blair is currently Executive Director of Bowen Coking Coal Limited (ASX: BCB).

# Directors' Report

30 June 2021

## Mr Harjinder Singh Kapila – Independent Director

Harjinder is an Independent Director of Ikwezi Mining Limited responsible for providing expert advice on structuring, policy, compliances, legal risk mitigation strategies and tax implications. A Law Graduate and Member of the Institute of Company Secretaries of India, Harjinder has many years of extensive experience.

He specializes in the areas of legal, secretarial, corporate governance and compliance.

## Mr Sanjay Goel – Executive Director

Sanjay is the Director of Ikwezi Mining India Private Limited responsible for shipping, sales, and marketing operations. An Ace Master Mariner by qualification, Sanjay is both a Captain and a highly competent shipping professional.

He brings decades of experience and expertise in shipping, International logistics, lighter age operations of bulk cargo and port operations.

## PRINCIPAL ACTIVITIES

The principal activity of the Group during the financial year was coal mining and beneficiation.

## DIVIDENDS

No dividends have been declared, provided for, or paid in respect of the financial year ended 30 June 2021 (2020: Nil).

## FORWARD - LOOKING STATEMENTS

This document contains reference to certain intentions, expectations, estimates, future plans, strategies and prospects of the Group which may or may not be achieved and are based on certain assumptions, which may not be met or on which views may differ and may be affected by known and unknown risks. The performance and operations of the Group may be influenced by several factors, many of which are outside the control of the Group. No representation or warranty, expressed or implied, is made by the Group or any of its directors, officers, employees, advisers or agents that any intentions, expectations or plans will be achieved either totally or partially or that any particular rate of return will be achieved and each of those persons expressly disclaims all liability with respect to such forward-looking information. Given the risks and uncertainties that may cause the Group's actual future results, performance or achievements to be materially different from those expected, planned or intended, readers of this document should not place undue reliance on these intentions, expectations, future plans, strategy and prospects.



# Directors' Report

30 June 2021

## SUMMARY REVIEW OF OPERATIONS

### *Financial performance*

For the financial year ended 30 June 2021 the Group recorded a net loss of \$1,505,968 (2020: profit \$2,668,439) and a net cash outflow from operations of \$3,924,937 (2020: inflow of \$3,110,203). The company's production was negatively affected due to the effects of lockdown restrictions placed as a result of COVID 19. The first and second quarters sales were highly impacted both due to low coal prices and lower sales volumes as a result of market meltdown on account of lockdown restrictions placed globally.

### *Thermal coal markets*

Thermal coal markets steadily increased during the year with the API4 FOB Richards Bay price increasing from approximately USD55 per ton in July 2020 and ending the financial year at a high of USD115 per ton. The trend predicts that the prices will continue increasing during the first quarter of the FY and gradually decrease thereafter.

Coal remains a major source of global energy. China, followed by India, remains the largest consumer and importer of thermal coal in the world. In China it is still used to generate approximately two thirds of power production.

### *Mining Operations*

During the current year production was lower than expected however there was an improvement compared to the previous financial year. The total tons produced during the year was 511,362 (2020: 353,435). Production during the current year was negatively affected due to the abrupt stoppage of mining services by the mining services provider's sub-contractor. This led to the temporary cessation of the mining operations while the tendering process was ongoing for the substitute mining services provider, for the continuation of mining operations. Mining services resumed in June 2021 after a stoppage of about 40 days.

The completion of the essential infrastructure to bring the Emoyeni Washplant into operation was completed during December 2020. Steady progress is being achieved with a total feed of 232,855 tons during the year and a record feed of 58,429 tons in June 2021.

The company exported its first washed coal during the current year, this is sold at higher price compared to the previous ROM product which attracted a discount to the API4 index prices due its elevated ash and sulphur levels and lower volatiles. More exports of washed product are expected during the coming year and this provides a lot more flexibility to the operation allowing it to produce a variety of different coal products to target the different markets which will positively affect cashflow as well as profitability.

The Newcastle Project (previously, "Ntendeka Colliery") consists of a number of underground areas each with different access, different land ownership and different community groupings. Over the life of the mine, each of the opencast and underground areas will be mined separately although they will all share a common infrastructure and central processing facility. The Kliprand Colliery is the initial opencast area, within the Newcastle Project area. It is located on the farm Kliprand which is owned by the Company.

# Directors' Report

30 June 2021

The company made steady progress in bringing new opencast pits into operation. The company received regulatory approvals to bring a portion of Goedehoop pit near the Kliprand Colliery into operation. The company is also working on bringing the Shepstone Lake opencast area into production in the coming financial year. The company's Washplant capacity utilization has been improving on a steady basis which is expected to improve concurrently with the commencement of mining operations in new opencast pits being Goedehoop and Shepstone Lake. The Washplant is expected to operate at a production capacity of 75,000 tons feed per month in the first quarter of FY. The company expects to achieve a production capacity of 125,000 feed tons per month in 2022.

## *Funding arrangements*

On the 30<sup>th</sup> of April 2020, Zarbon Coal Pty (Ltd) provided a letter of undertaking to Ikwezi to provide it with a finance facility of up to USD4.3 million (approximately AUD6 million). Any amounts advanced under the facility will attract interest at an annualised rate of 5% p.a. Any amounts drawn down under the facility need to be repaid, together with any interest due, by 31 December 2021. At year end, the loan balance was approximately AUD 5,4 million.

## *Operations costs rationalisation*

Operational costs remained unchanged during the year and further rationalisations, where possible, were made. Staff complement increased significantly during the year due to the commencement of operations at the Washplant. To assist the cash position of the Company, the Chairman and Directors of the Company have agreed to forgo their salaries and Directors fees. This will be re-evaluated in the coming financial year.

## *Investments held as collateral*

The Company has an insurance guarantee in place to cover its future environmental rehabilitation liabilities.

## *Other*

The directors would like to thank the shareholders for their continued support of the Company.

## **SIGNIFICANT CHANGES IN THE STATE OF AFFAIRS**

No significant changes in the state of affairs of the Group occurred during the financial year and to the date of this report other than as referred to in the Summary Review of Operations.

## **POST REPORTING DATE EVENTS**

There has not been any matter or circumstance occurring subsequent to the end of the financial year to be reported except for the following events, which do not result in any adjustments to the reported financial statements.



# Directors' Report

30 June 2021

## ***Commencement of arbitration hearing***

In September 2021, the Company commenced its arbitration hearing with Stefanutti Stocks Mining Services ("SSMS"), a division of Stefanutti Stocks Ltd, a company that is listed on the Johannesburg Stock Exchange on a matter which relates to a dispute concerning to poor performance and under delivery of coal production targets by SSMS, giving rise to penalty claims levelled during the period when SSMS was providing mining services for the Company. SSMS in turn has a counterclaim which it contends that a call made on the performance guarantee under the mining contract was improperly made and seeks repayment of that sum along with other contractual damages arising from cancellation.

Approximately R127 million is the amount encompassing the claim by Ikwezi and R39 million as a counterclaim by SSMS.

## **FUTURE DEVELOPMENTS**

The Company continues to focus on identifying and evaluating opportunities in minerals and commodities both in coal and other industries with the view of diversifying both its business, its operations and its geographic base.

A key focus of the Company, however, remains on ramping up production through commencement of mining at new open cast pits and increased utilisation of the Emoyeni Washplant.

## **ENVIRONMENTAL REGULATION**

The Group's environmental obligations are regulated under South African laws. The Group has a policy of exceeding or at least complying with its environmental performance obligations.

During the financial year, the Group did not materially breach any particular or significant South African law.

## **DIRECTORS' SHAREHOLDINGS**

	<b>Number of fully paid ordinary shares</b>	<b>Number of share options</b>
Mr. Sanjay Goel	-	-
Mr. Blair Sergeant	-	-
Mr. Harjinder Singh Kapila	-	-
Mr. Nitin Agrawal	30,059,709 (i)	-
Mr. Tushar Agrawal	37,976,712 (ii)	-
	<hr/>	<hr/>

(i) *Mr Nitin Agrawal has an indirect majority beneficial interest in 30,059,709 shares of the Company.*

(ii) *Mr Tushar Agrawal has an indirect majority beneficial interest in 37,976,712 shares of the Company.*

# Directors' Report

30 June 2021

## MEETINGS OF DIRECTORS

The following table sets out the number of meetings of the Company's directors held during the year ended 30 June 2021, and the number of meetings attended by each director (includes matters decided by circular resolution).

Full board meetings	No. to attend	No. attended
Mr. Tushar Agrawal	1	1
Mr. Nitin Agrawal	1	1
Mr. Blair Sergeant	1	1
Mr. Harjinder Singh Kapila	1	1
Mr. Sanjay Goel	1	1

## SHARE OPTIONS

During the year end up to the date of this report the Company had no share options on issue.

## REMUNERATION REPORT

This remuneration report is set out under the following main headings:

- A Principles used to determine the nature and amount of remuneration
- B Details of remuneration
- C Service agreements
- D Share-based compensation
- E Key management personnel equity holdings
- F Other transactions with key management personnel of the Group

This remuneration report outlines the director and executive remuneration arrangements of the Company and Group. For the purpose of this report, key management personnel (KMP) of the Group are defined as those persons having authority and responsibility for planning, directing and controlling the major activities of the Company and Group, directly or indirectly, including any director (whether executive or otherwise) of the Group.

### Details of Directors and Executives

#### *Current Directors*

Mr. Nitin Agrawal	<i>Executive Chairman</i>
Mr. Sanjay Goel	<i>Executive director</i>
Mr. Harjinder Singh Kapila	<i>Independent director</i>

No remuneration was paid to directors of Ikwezi Mining Limited.

# Directors' Report

30 June 2021

## A. PRINCIPLES USED TO DETERMINE THE NATURE AND AMOUNT OF REMUNERATION

The remuneration committee charter adopted by the Board aims to align rewards with achievement of strategic objectives and the creation of value for shareholders. The remuneration framework applied provides a mix of fixed and variable pay and a blend of short and long term incentives as appropriate.

Remuneration of executives consists of an un-risked element (base pay) and cash bonuses based on performance in relation to key strategic, non-financial measures linked to drivers of performance in future reporting years. As such, remuneration is not linked to the financial performance of the Company.

At present the functions of the remuneration committee in relation to the remuneration of the Company's executives (including share and benefit plans) are carried out by the full board.

### **Non-executive directors**

The maximum aggregate amount of fees that can be paid to non-executive Directors is subject to approval by shareholders at General Meetings and is currently set at \$500,000. The Company's policy is to remunerate non-executive directors at market rates (for comparable companies) for time, commitment and responsibilities. Fees for non-executive directors are not linked to the performance of the Company, however, to align directors' interests with shareholders' interests, Directors are encouraged to hold shares in the Company.

In addition to Directors' fees, non-executive Directors are entitled to additional remuneration as compensation for work outside the scope of non-executive directors duties (whether performed in a consulting or part-time employee capacity). Non-executive Directors' fees and payments are reviewed annually by the board.

#### *Retirement benefits and allowances*

No retirement benefits or allowances are paid or payable to non-executive directors of the Company other than Superannuation benefits.

#### *Other benefits*

No motor vehicle, health insurance or other similar allowances are made available to non-executive directors.

### **Executives**

#### *Base pay*

Executives are offered a competitive level of base pay which comprises the fixed (un-risked) component of their pay and rewards. Base pay for senior executives is reviewed annually to ensure market competitiveness. There are no guaranteed base pay increases included in any senior executives' contracts.

#### *Short term incentives*

Payment of short-term incentives is dependent on the achievement of key performance milestones as determined by the remuneration committee. These milestones require performance in relation to key strategic, non-financial measures linked to drivers of performance in future reporting years.

# Directors' Report

30 June 2021

Short-term bonus payments may be adjusted up or down in line with under or over achievement relative to target performance levels at the discretion of the remuneration committee.

For the period ended 30 June 2021, no short-term incentives were paid or payable to Directors or Key Management Personnel of the Company or Group.

## *Long term incentives*

Long-term performance incentives may comprise of options granted at the discretion of the remuneration committee in order to align the objectives of directors with shareholders and the Company (refer section D for further information).

No options were issued to Directors in the current or prior period.

## **B. DETAILS OF REMUNERATION**

### *Amounts of remuneration*

Details of the remuneration of the Directors and Executive Officers of Ikwezi Mining Limited and the Group are set out in the following table.

Salaries for the Directors have not been accrued in the current year in line with their agreement to forgo these in an effort to assist the Company during this period. This decision will be re-evaluated during the next financial year.

	<b>Short-term employee benefits</b>	<b>Post- employment benefits</b>	
	<b>Cash salary and fees</b>	<b>Superannuation</b>	<b>Total</b>
<b>2021</b>	<b>\$</b>	<b>\$</b>	<b>\$</b>
<i>Non-executive directors</i>			
Mr Blair Sergeant	-	-	-
Mr Harjinder Singh Kapila	-	-	-
<i>Executive directors</i>			
Mr Nitin Agrawal	-	-	-
Mr Tushar Agrawal	-	-	-
Mr Sanjay Goel	-	-	-
<b>Total</b>	-	-	-



# Directors' Report

30 June 2021

	Short-term employee benefits	Post- employment benefits	
	Cash salary and fees	Superannuation	Total
2020	\$	\$	\$
<i>Non-executive directors</i>			
Mr Harjinder Singh Kapila	-	-	-
Mr Blair Sergeant	-	-	-
<i>Executive directors</i>			
Mr Tushar Agrawal	-	-	-
Mr Nitin Agrawal	-	-	-
Mr Sanjay Goel	-	-	-
<b>Total</b>	-	-	-

During the year to 30 June 2021 no at-risk short-term or long-term incentives were paid or payable to Directors or Executives of the Company / Group.

No cash bonuses were forfeited during the year by Directors or Executives or remained unvested at period-end.

## C. SERVICE AGREEMENTS

Remuneration and other terms of agreement for the Company's non-executive directors are formalised in letters of appointment. The letter summarises the Board policies and terms, including compensation, relevant to the office of director.

## D. SHARE-BASED COMPENSATION

### Option holdings

There were no share-based payment arrangements in existence during the current and prior reporting periods.

# Directors' Report

30 June 2021

## E. KEY MANAGEMENT PERSONNEL EQUITY HOLDINGS

### Fully paid ordinary shares of Ikwezi Mining Limited

#### *Shares and option holdings*

The numbers of shares and options over ordinary shares in the Group held during the financial year by each director of Ikwezi Mining Limited and other KMP of the Group, including their personally related parties, are noted below.

- (i) Mr Nitin Agrawal has an indirect majority beneficial interest in 30,059,709 shares of the company
- (ii) Mr Tushar Agrawal has an indirect majority beneficial interest in 37,976,712 shares of the company

Other than as noted above no director or other KMP of the Group has an interest in shares or options over ordinary shares of the Company.

## F. OTHER TRANSACTIONS WITH KEY MANAGEMENT PERSONNEL OF THE GROUP

Profit for the period includes the following items of revenue and expenses that result from transactions, other than compensation, loans or equity holdings, with key management personnel or their related entities:

#### *Cost of Sales*

Included in cost of sales is an amount of \$6,831,580 (2020: \$6,724,203) paid to Zarbon Coal (Pty) Ltd and Zarbon Ngangane (Pty) Ltd relating to the use of the siding rail and port allocations for all the export sales done independently by the Company. Both companies are related parties of Mr Tushar Agrawal. Zarbon Ngangane (Pty) Ltd is also a related party of Mr Nitin Agrawal.

#### *Loans and Interest*

Zarbon Coal (Pty) Ltd or Zarbon, a related party, provided the Company with approximately AUD 5.4 million in funding during the year.

On the 30<sup>th</sup> of April 2020, Zarbon Coal Pty (Ltd) has provided a letter of undertaking to Ikwezi to provide it with a finance facility of up to USD4.3 million (approximately AUD 6 million). Any amounts advanced under the facility will attract interest at an annualised rate of 5% p.a. Any amounts drawn down under the facility need to be repaid, together with any interest due, by 31 December 2021. Interest totalling AUD 0.062 million is included in the income statement relating to this loan.

Mr Tushar Agrawal, has a beneficial interest in Zarbon Coal (Pty) Ltd.

# Directors' Report

30 June 2021

## NON-AUDIT SERVICES


Details of amounts paid or payable to the auditor for all services provided during the year by the auditor are outlined in Note 31 to the financial statements.

The directors are of the opinion that the non-audit services do not compromise the auditor's independence as all non-audit services are reviewed to ensure that they do not impact the impartiality and objectivity of the auditor and none of the services undermine the general principles relating to auditor independence.

## INSURANCE AND INDEMNITY OF OFFICERS AND AUDITORS

During the year the Company has not paid a premium in respect of a contract ensuring the directors of the Company (as named above) against liabilities incurred as such a director or executive officer. The Company has, during or since the financial year, indemnified or agreed to indemnify directors and auditors of the Company.

This report is made in accordance with a resolution of the directors.



---

Nitin Agrawal  
Chairman  
30 September 2021



## **EYESURE - FINANCIAL SERVICES REGISTERED AUDITORS AND ACCOUNTANTS**

IRBA No: 903623  
PR-D3BD805  
TELL: 011-475-7010/7919 / 0519  
FAX: 011-675-5236  
EMAIL: [INFO@EYESURE.CO.ZA](mailto:INFO@EYESURE.CO.ZA)  
WEBSITE: [WWW.EYESURE.CO.ZA](http://WWW.EYESURE.CO.ZA)

### **Independent Auditor's Report to the Members of Ikwezi Mining Limited**

We have audited the accompanying financial report of Ikwezi Mining Limited, which comprises the consolidated statement of financial position as at 30 June 2021, the consolidated statement of profit or loss and other comprehensive income, consolidated statement of cash flows and consolidated statement of changes in equity for the year then ended, notes comprising a summary of significant accounting policies and other explanatory information, and the directors' declaration of the consolidated entity comprising the company and the entities it controlled at the year's end or from time to time during the financial year as set out on pages 24 to 59.

#### *Directors' Responsibility for the Financial Report*

The directors of the company are responsible for the preparation of the financial report that gives a true and fair view in accordance with International Financial Reporting Standards and for such internal control as the directors determine is necessary to enable the preparation of the financial report that gives a true and fair view and is free from material misstatement, whether due to fraud or error. In Note 3, the directors also state, in accordance with Accounting Standard AASB 101 *Presentation of Financial Statements*, that the financial statements comply with *International Financial Reporting Standards*.

#### *Auditor's Responsibility*

Our responsibility is to express an opinion on the financial report based on our audit. We conducted our audit in accordance with International Standards on Auditing. Those standards require that we comply with relevant ethical requirements relating to audit engagements and plan and perform the audit to obtain reasonable assurance about whether the financial report is free from material misstatement.

An audit involves performing procedures to obtain audit evidence about the amounts and disclosures in the financial report. The procedures selected depend on the auditor's judgement, including the assessment of the risks of material misstatement of the financial report, whether due to fraud or error. In making those risk assessments, the auditor considers internal control relevant to the company's preparation of the financial report that gives a true and fair view in order to design audit procedures that are appropriate in the circumstances, but not for the purpose of expressing an opinion on the effectiveness of the company's internal control. An audit also includes evaluating the appropriateness of accounting policies used and the reasonableness of accounting estimates made by the directors, as well as overall presentation of the financial report.



We believe that the audit evidence we have obtained is sufficient and appropriate to provide a basis for our audit opinion. We have placed reliance on the audited financial statements of the subsidiary entities that were used for the consolidated figures.


### *Opinion*

In our opinion:

- a) the financial report of Ikwezi Mining Limited presents fairly, in all material respects, the consolidated entity's financial position as at 30 June 2021 and its performance for the year then ended in accordance with International Standards on Auditing; and
- b) the financial report also complies with *International Financial Reporting Standards* as disclosed in Note 3.

Eyesure

Registered Auditors



Per: D.J. Smith  
Wilgeheuwel  
30 September 2021

Group Directors  
DJ Smith, I Smith, S Jordaan  
890 Dragme Street Wilgeheuwel Roodepoort 1735  
Po Box 78, Wilgeheuwel, 1736

# Consolidated Statement of Profit or Loss

For the year ended 30 June 2021

	Note	Year ended 30/06/21 \$	Year ended 30/06/20 \$
Revenue	(5)	18,057,223	22,981,536
Cost of Sales		(18,198,989)	(21,257,806)
<b>Gross Profit</b>		<b>(141,766)</b>	1,723,730
Other income		115,545	1,996,116
Investment income	(6)	8,417	18,031
Other gains and losses	(7)	68,774	23,627
Administrative expenses	(8)	(456,786)	(602,822)
Depreciation		(84,820)	(54,380)
Finance costs	(9)	(119,611)	(51,621)
Net foreign exchange loss		(809,346)	(280,692)
Other expenses		(86,375)	(103,551)
<b>Profit / (Loss) before income tax expense</b>		<b>(1,505,968)</b>	2,668,439
Income tax (expense) / benefit	(10)	-	-
<b>Profit / (Loss) for the period from continuing operations</b>		<b>(1,505,968)</b>	2,668,439
<b>Attributable to:</b>			
Owners of the Company		(924,704)	1,958,789
Non-controlling interests		(581,264)	709,650
		<b>(1,505,968)</b>	2,668,439
<b>Profit / (Loss) per share</b>			
Basic and diluted Profit /(Loss) per share (cents per share)	(11)	(3,70)	0.07

The above consolidated statement of profit and loss should be read in conjunction with the accompanying notes.

# Consolidated Statement of Profit or Loss and Other Comprehensive Income

For the year ended 30 June 2021

	Note	Year ended 30/06/21 \$	Year ended 30/06/20 \$
<b>Profit / (Loss) for the period</b>		<b>(1,505,968)</b>	2,668,439
<b>Other comprehensive income</b>			
<b>Items that will not be reclassified subsequently to profit or loss</b>		-	-
<b>Items that may be reclassified subsequently to profit or loss</b>			
Exchange rate differences on translating foreign operations		3,496,856	(4,386,476)
		<b>3,496,856</b>	<b>(4,386,476)</b>
<b>Other comprehensive income / (loss) for the period</b>		<b>3,496,856</b>	<b>(4,386,476)</b>
<b>Total comprehensive income / (loss) for the period</b>		<b>1,990,887</b>	<b>(1,718,037)</b>
<b>Attributable to:</b>			
Owners of the Company		2,572,151	(2,427,687)
Non-controlling interests		<b>(581,264)</b>	709,650
		<b>1,990,887</b>	<b>(1,718,037)</b>

The above consolidated statement of profit or loss and other comprehensive income should be read in conjunction with the accompanying notes.

# Consolidated Statement of Financial Position

As at 30 June 2021

	Note	30/06/2021 \$	30/06/2020 \$
<b>Assets</b>			
<b>Current assets</b>			
Cash and cash equivalents	(27)	214,165	2,548,000
Trade and other receivables	(12)	287,739	1,469,523
Inventories	(13)	11,164,955	3,231,733
Other financial assets	(14)	816,063	521,874
Other current assets	(15)	221,690	83,049
<b>Total current assets</b>		<b>12,704,612</b>	<b>7,854,179</b>
<b>Non-current assets</b>			
Property, plant and equipment	(16)	18,976,888	14,734,366
Right-of-use asset	(28)	475,630	478,335
<b>Total non-current assets</b>		<b>19,452,518</b>	<b>15,212,701</b>
<b>Total assets</b>		<b>32,157,130</b>	<b>23,066,880</b>
<b>Liabilities</b>			
<b>Current liabilities</b>			
Trade and other payables	(17)	3,158,648	1,371,815
Short term borrowings	(18)	5,353,574	-
Provisions	(19)	219,493	446,744
Lease liability	(28)	18,440	10,623
<b>Total current liabilities</b>		<b>8,750,155</b>	<b>1,829,181</b>
<b>Non-current liabilities</b>			
Provisions	(19)	420,266	276,971
Lease liability	(28)	520,919	485,824
<b>Total non-current liabilities</b>		<b>941,185</b>	<b>762,796</b>
<b>Total liabilities</b>		<b>9,691,340</b>	<b>2,591,977</b>
<b>Net assets</b>		<b>22,465,790</b>	<b>20,474,904</b>
<b>Equity</b>			
Issued capital	(20)	40,460,209	40,460,209
Reserves	(21)	(5,387,748)	(8,884,603)
Accumulated losses	(21)	(9,826,178)	(8,901,474)
<b>Equity attributable to owners of the Company</b>		<b>25,246,283</b>	<b>22,674,132</b>
Non-controlling interests	(22)	(2,780,493)	(2,199,229)
<b>Total equity</b>		<b>22,465,790</b>	<b>20,474,904</b>

The above consolidated statement of financial position should be read in conjunction with the accompanying notes.



# Consolidated Statement of Cash Flows

For the year ended 30 June 2021

	Note	Year ended 30/06/21 \$	Year ended 30/06/20 \$
<b>Cash flows from operating activities</b>			
Receipts from customers		18,057,223	23,140,936
Payments to suppliers and employees		(21,982,160)	(20,030,734)
<b>Net cash outflow from operating activities</b>	(27)	<b>(3,924,937)</b>	3,110,203
<b>Cash flows from investing activities</b>			
Payments for property, plant and equipment		(3,341,709)	(823,629)
Receipts from/ (payments to) acquire financial assets		(230,855)	309,778
Interest received		4,891	18,031
<b>Net cash outflow from investing activities</b>		<b>(3,567,673)</b>	(495,819)
<b>Cash flows from financing activities</b>			
Proceeds from issue of equity instruments of the Company		-	-
(Repayments of) / Proceeds from borrowings		5,353,574	(3,052)
<b>Net cash inflow from financing activities</b>		<b>5,353,574</b>	(3,052)
<b>Net (decrease) / increase in cash and cash equivalents</b>		<b>(2,139,035)</b>	2,611,331
Cash and cash equivalents at the beginning of the period		2,548,000	251,361
Effects of exchange rate changes on cash and cash equivalents		(194,800)	(314,692)
<b>Cash and cash equivalents at the end of the period</b>	(27)	<b>214,165</b>	2,548,000

The above consolidated statement of cash flows should be read in conjunction with the accompanying notes.

## Consolidated Statement of Changes In Equity

For the year ended 30 June 2021

	Issued Capital \$	Share based payments reserve \$	Foreign currency translation reserve \$	Accumulated losses \$	Attributable to owners of the parent \$	Non- controlling interests \$	Total \$
<b>Balance at 1 July 2019</b>	<b>40,460,209</b>	<b>140,000</b>	<b>(4,638,128)</b>	<b>(10,860,262)</b>	<b>25,101,819</b>	<b>(2,908,879)</b>	<b>22,192,940</b>
Profit/(loss) for the year	-	-	-	1,958,789	1,958,789	709,650	2,688,439
Exchange differences on translation of foreign operations			(4,386,476)	-	(4,386,476)	-	(4,386,476)
Total comprehensive income for the year	-	-	(4,386,476)	1,958,789	(2,427,687)	709,650	(1,718,037)
<b>Balance at 30 June 2020</b>	<b>40,460,209</b>	<b>140,000</b>	<b>(9,024,604)</b>	<b>(8,901,474)</b>	<b>22,674,132</b>	<b>(2,199,229)</b>	<b>20,474,904</b>
Profit/(loss) for the year	-	-	-	(924,704)	(924,704)	(581,264)	(1,505,968)
Exchange differences on translation of foreign operations	-	-	3,496,856	-	3,496,856	-	3,496,856
Total comprehensive income for the year	-	-	3,496,856	(924,704)	2,572,152	(581,264)	1,990,887
<b>Balance at 30 June 2021</b>	<b>40,460,209</b>	<b>140,000</b>	<b>(5,527,748)</b>	<b>(9,826,178)</b>	<b>25,246,283</b>	<b>(2,780,493)</b>	<b>22,465,790</b>

The above consolidated statement of changes in equity should be read in conjunction with the accompanying notes.

# Notes To The Consolidated Financial Statements

For the year ended 30 June 2021

## 1. CORPORATE INFORMATION

Ikwezi Mining Limited ("Company" or "Ikwezi") is a company limited by shares incorporated in Bermuda whose shares are publicly traded on the ASX. The consolidated financial statements of the Group as at and for the year to 30 June 2021 comprise the Company and its subsidiaries (together referred to as the "Group" and individually as "Group entities").

## 2. APPLICATION OF NEW AND REVISED ACCOUNTING STANDARDS

### *Accounting standards issued but not yet effective*

Australian Accounting Standards and Interpretations that have recently been issued or amended but are not yet effective have not been early adopted by the Group for the annual reporting period ending 30 June 2021. It is not expected that these Australian Accounting Standards and Interpretations will have a material impact on the Group when they are adopted in future reporting periods.

## 3. SUMMARY OF SIGNIFICANT ACCOUNTING POLICIES

The principal accounting policies adopted in the preparation of the financial statement are set out below. These policies have been consistently applied to all the periods presented, unless otherwise stated.

### **Basis of preparation**

#### *Statement of compliance*

These financial statements are general purpose financial statements which have been prepared in accordance with Accounting Standards and Interpretations and comply with other requirements of the law.

The financial statements comprise the consolidated financial statements of the Group. For the purposes of preparing the consolidated financial statements, the Company is a for-profit entity.

Accounting Standards include Australian Accounting Standards. Compliance with Australian Accounting Standards ensures that the financial statements and notes of the Company and the Group comply with International Financial Reporting Standards ("IFRS").

The financial statements were authorized for issue by the directors on 30 September 2021.

#### *Historical cost convention*

The consolidated financial statements have been prepared on the basis of historical cost, except for certain financial instruments that are measured at revalued amounts or fair values at the end of each reporting period, as explained in the accounting policies below. Historical cost is generally based on the fair values of the consideration given in exchange for goods and services. All amounts are presented in Australian dollars, unless otherwise noted. Fair value is the price that would be received to sell an asset or paid to transfer a liability in an orderly transaction between market participants at the measurement date, regardless of whether that price is directly observable or estimated using another valuation technique. In estimating the fair value of an asset or a liability, the Group takes into account the characteristics of the asset or liability if market participants would take those characteristics into account when pricing the asset or liability at the

# Notes To The Consolidated Financial Statements

For the year ended 30 June 2021

measurement date. Fair value for measurement and/or disclosure purposes in these consolidated financial statements is determined on such a basis, except for share-based payment transactions that are within the scope of AASB 2, leasing transactions that are within the scope of AASB 117, and measurements that have some similarities to fair value but are not fair value, such as net realisable value in AASB 2 or value in use in AASB 136.

In addition, for financial reporting purposes, fair value measurements are categorised into Level 1, 2 or 3 based on the degree to which the inputs to the fair value measurements are observable and the significance of the inputs to the fair value measurement in its entirety, which are described as follows:

- Level 1 inputs are quoted prices (unadjusted) in active markets for identical assets or liabilities that the entity can access at the measurement date;
- Level 2 inputs are inputs, other than quoted prices included within Level 1, that are observable for the asset or liability, either directly or indirectly; and
- Level 3 inputs are unobservable inputs for the asset or liability.

## *Going Concern*

These consolidated financial statements have been prepared on the going concern basis, which contemplates the continuity of normal business activities and the realisation of assets and the settlement of liabilities in the normal course of business.

The Consolidated Entity has incurred a net loss after tax of \$1,505,968 (30 June 2020: profit \$2,668,439) and had a net cash outflow from operating and investing activities of \$7,492,610 (30 June 2020: net cash inflow of \$2,614,383) for the year ended 30 June 2021. As at 30 June 2021 the Consolidated Entity had cash assets of \$214,165 (30 June 2020: \$2,548,000) and net current assets of \$3,954,457 (30 June 2020: net current assets of \$6,024,998).

The Directors have reviewed the Consolidated Entity's overall position and outlook in respect of the matters identified above and are of the opinion that the use of the going concern basis remains appropriate given the following:

- The Company has commenced the FY with high stock levels of ROM and washed coal.
- The Company has started exporting washed product and this should provide cashflows.
- The current coal prices have strengthened significantly, the company anticipates generating cash, reducing stock levels and making a margin with the selling of the washed product.

The Directors believe that at the date of signing the financial statements, having regard to the matters outlined above, there are reasonable grounds to believe that the Company and Consolidated Entity will have sufficient funds to meet their obligations as and when they fall due and that the use of the going concern basis of preparation is appropriate.



# Notes To The Consolidated Financial Statements

For the year ended 30 June 2021

## **(a) Principles of consolidation**

The consolidated financial statements incorporate the financial statements of the Company and entities (including special purpose entities) controlled by the Company (its subsidiaries). Control is achieved when the Company:

- Has power over the investee;
- Is exposed, or has rights, to variable returns from its involvement with the investee; and
- Has the ability to use its power to affect its returns.

The Company reassess whether or not it controls an investee if facts and circumstances indicate that there are changes to one or more of the three elements of control listed above.

Consolidation of a subsidiary begins when the Company obtains control over the subsidiary and ceases when the Company loses control of the subsidiary. Profit or loss of each component of other comprehensive income are attributed to the owners of the Company and to the non-controlling interests. Total comprehensive income of subsidiaries is attributed to owners of the Company and to the non-controlling interests even if this results in the non-controlling interests having a deficit balance.

Intercompany transactions, balances and unrealised gains on transactions between Group companies are eliminated. Unrealised losses are also eliminated unless the transaction provides evidence of the impairment of the asset transferred. Accounting policies of subsidiaries have been changed where necessary to ensure consistency with the policies adopted by the Group.

## **(b) Segment Reporting**

Management has determined that the Group has one reportable segment, being coal mining and development. As the Group is focused on coal mining, the Board monitors the Group based on actual versus budgeted revenues and expenditure incurred by area of interest. This internal reporting framework is the most relevant to assist the Board with making decisions regarding the company and its ongoing mining activities, while also taking into consideration the results of mining work that has been performed to date. The Group operates principally in South Africa.

## **(c) Foreign currencies**

The individual financial statements of each group entity are presented in the currency of the primary economic environment in which the entity operates (its functional currency). For the purposes of the consolidated financial statements, the results and financial position of each group entity are expressed in Australian dollars (\$), which is the functional currency of the Company and the presentation currency for the consolidated financial statements.

In preparing the financial statements of each individual group entity, transactions in currencies other than the entity's functional currency (foreign currencies) are recognised at the rates of exchange prevailing at the dates of the transactions. At the end of each reporting period, monetary items denominated in foreign currencies are retranslated at the rates prevailing at that date. Non-monetary items carried at fair value that are denominated in foreign currencies are retranslated at the rates prevailing at the date when the fair value was determined.

Non-monetary items that are measured in terms of historical cost in a foreign currency are not retranslated. Exchange differences on monetary items are recognised in profit or loss in the period in which they arise.

# Notes To The Consolidated Financial Statements

For the year ended 30 June 2021

For the purpose of presenting consolidated financial statements, the assets and liabilities of the Group's foreign operations are translated in Australian dollars using the exchange rates prevailing at the end of the reporting period. Income and expense items are translated at the average exchange rates for the period, unless exchange rates fluctuated significantly during that period, in which case the exchange rates at the dates of the transactions are used.

## **(d) Revenue recognition**

Revenue from the sale of coal is recognised when it is received or when the right to receive payment is established.

Interest income from a financial asset is recognised when it is probable that the economic benefits will flow to the Group and the amount can be measured reliably. Interest income is accrued on a time basis, by reference to the principal outstanding and at the effective interest rate applicable, which is the rate that exactly discounts estimated future cash receipts through the expected life of the financial asset to the asset's net carrying amount on initial recognition.

## **(e) Income tax**

Current income tax expense charged to profit or loss is the tax payable on taxable income calculated using applicable income tax rates enacted, or substantially enacted, as at reporting date. Current tax liabilities (assets) are therefore measured at the amounts expected to be paid / (recovered from) the relevant taxation authority.

Deferred income tax expense reflects movements in deferred tax asset and deferred tax liability balances during the year as well as unused tax losses.

Current and deferred income tax expense is charged directly to equity instead of profit or loss when the tax relates to items that are credited or charged directly to equity.

Deferred tax assets and liabilities are ascertained based on temporary differences arising between the tax bases of assets and liabilities and their carrying amounts in the financial statements. Deferred tax assets also result where amounts have been fully expensed but future tax deductions are available. No deferred income tax will be recognised from the initial recognition of an asset or liability, excluding a business combination, where there is no effect on accounting or taxable profit or loss.

Deferred tax assets and liabilities are calculated at the tax rates that are expected to apply to the period when the asset is realised or the liability is settled, based on tax rates enacted or substantively enacted at reporting date. Their measurement also reflects the manner in which management expects to recover or settle the carrying amount of the related asset or liability.

Deferred tax assets relating to temporary differences and unused tax losses are recognised only to the extent that it is probable that future taxable profit will be available against which the benefits of the deferred tax asset can be utilised.

# Notes To The Consolidated Financial Statements

For the year ended 30 June 2021

## **(f) Impairment of assets**

At each reporting date, the Group reviews the carrying values of its tangible and intangible assets to determine whether there is any indication that those assets have been impaired. If such an indication exists, the recoverable amount of the asset, being the higher of the asset's fair value less costs to sell and value in use, is compared to the asset's carrying value. Any excess of the asset's carrying value over its recoverable amount is expensed to the Statement of Comprehensive Income.

Impairment testing is performed annually for intangible assets with indefinite lives.

Where it is not possible to estimate the recoverable amount of an individual asset, the Company estimates the recoverable amount of the cash-generating unit to which the asset belongs.

## **(g) Cash and cash equivalents**

For cash flow statement presentation purposes, cash and cash equivalents includes cash on hand, deposits held at call with financial institutions, other short-term, highly liquid investments with original maturities of three months or less that are readily convertible to known amounts of cash and which are subject to an insignificant risk of changes in value, and bank overdrafts.

## **(h) Trade and other receivables**

The Group makes use of the simplified approach in accounting for trade and other receivables and records the loss allowance as lifetime expected credit losses. These are the expected shortfalls in contractual cashflows, considering the potential for default at any point during the life of the financial instrument. In calculating, the Group uses its historical experience, external indicators and forward-looking information to calculate the expected credit losses using a provision matrix.

## **(i) Inventory**

Inventory and work in progress are measured at the lower of cost and net realisable value. The production cost of inventory includes an appropriate proportion of depreciation and production overheads. Cost is determined on the following basis:

- Raw materials and consumables are measured at cost on a first in, first out (FIFO) basis or a weighted average cost basis.
- Work in progress and finished products are measured at raw material cost, labour costs and a proportion of production overhead expenses.

\* Coal stocks are included within finished products and are measured at weighted average cost.

## **(j) Stripping activity asset**

A stripping activity asset is accounted for as an addition to mine infrastructure, and classified as a tangible component of property, plant and equipment.

A stripping activity asset is initially measured at cost and subsequently carried at cost or its revalued amount less depreciation or amortisation and impairment losses. A stripping activity asset is amortised over the expected useful life of the identified component of the ore body that becomes more accessible as a result of the stripping activity. The units of production method is used for this purpose.

# Notes To The Consolidated Financial Statements

For the year ended 30 June 2021

## (k) Property, plant and equipment

The cost of an item of property, plant and equipment is recognised as an asset when it is probable that future economic benefits associated with the item will flow to the group, and the cost of the item can be measured reliably.

Property, plant and equipment is stated at cost less accumulated depreciation and impairment. Cost includes expenditure that is directly attributable to the acquisition of the item.

Plant and equipment in the course of construction for production, supply or administrative purposes, or for purposes not yet determined, are carried at cost, less any recognised impairment loss. Depreciation of these assets commences when the assets are ready for their intended use.

Depreciation is provided on property, plant and equipment. Depreciation is calculated on a straight-line basis so as to write down the net cost or fair value of each asset over its expected useful life to its estimated residual value.

The estimated useful lives, residual values and depreciation method are reviewed at the end of each annual reporting year. If the expectations differ from previous estimates, the change is accounted for prospectively as a change in accounting estimate.

The estimated useful lives are:

- |                               |                           |
|-------------------------------|---------------------------|
| • Land and buildings          | 20 years                  |
| • Rail siding                 | 20 years                  |
| • Plant & machinery           | 20 years                  |
| • Mine infrastructure         | Unit of production method |
| • Road earthworks             | Unit of production method |
| • Office equipment            | 3 years                   |
| • Computer equipment          | 3 years                   |
| • Computer software           | 2 years                   |
| • Motor vehicles              | 5 years                   |
| • Other fixtures and fittings | 6 years                   |
| • Stripping activity asset    | Unit of production method |

# Notes To The Consolidated Financial Statements

For the year ended 30 June 2021

## (l) Provisions

Provisions are recognised when the Group has a present obligation (legal or constructive) as a result of a past event, it is probable that the Group will be required to settle the obligation, and a reliable estimate can be made of the amount of the obligation.

The amount recognised as a provision is the best estimate of the consideration required to settle the present obligation at the end of the reporting period, taking into account the risks and uncertainties surrounding the obligation. When a provision is measured using the cash flows estimated to settle the present obligation, its carrying amount is the present value of those cash flows (where the effect of the time value money is material).

## (m) Financial instruments

Financial assets and financial liabilities are recognised when a group entity becomes a party to the contractual provisions of the financial instrument.

Financial instruments (except for trade receivables) are initially measured at fair value. Transaction costs that are directly attributable to the acquisition or issue of financial assets and financial liabilities (other than financial assets and financial liabilities at fair value through profit or loss ('FVTPL')) are added to or deducted from the fair value of the financial assets or financial liabilities, as appropriate, on initial recognition. Transaction costs directly attributable to the acquisition of financial assets or financial liabilities at FVTPL are recognised immediately in profit or loss.

Financial assets are derecognised when the contractual rights to the cash flows from the financial asset expire, or when the financial asset and all substantial risks and rewards are transferred. A financial liability is derecognised when it is extinguished, discharged, cancelled or expires.

## **Financial Assets**

Except for those trade receivables that do not contain a significant financing component and are measured at the transaction price in accordance with AASB 15, all financial assets are initially measured at fair value adjusted for transaction costs (where applicable).

For purposes of subsequent measurement, financial assets are classified into the following categories upon initial recognition:

- Amortised cost
- fair value through other comprehensive income (FVOCI); and
- fair value through profit or loss (FVPL)

Classifications are determined by both:

- the contractual cash flow characteristics of the financial assets; and
- the entities' business model for managing the financial asset

# Notes To The Consolidated Financial Statements

For the year ended 30 June 2021

## ***Financial assets at amortised cost***

Financial assets are measured at amortised cost if the asset meet the following conditions (and are not designated as FVPL):

- they are held within a business model whose objective is to hold the financial asset and collect its contractual cash flows; and
- the contractual terms of the financial assets give rise to cash flows that are solely payments of principal and interest on the principal amount outstanding.

After initial recognition, these are measured at amortised cost using the effective interest method. Discounting is omitted where the effect of discounting is immaterial. The Group's cash and cash equivalents, trade and most other receivables fall into this category of financial instruments.

## ***Financial liabilities***

Financial liabilities are classified, at initial recognition, as financial liabilities at fair value through profit or loss, loans and borrowings, payables, or as derivatives designated as hedging instruments in an effective hedge, as appropriate.

Financial liabilities are initially measured at fair value, and, where applicable, adjusted for transaction costs unless the Group designated a financial liability at fair value through profit or loss. Subsequently, financial liabilities are measured at amortised cost using the effective interest method except for derivatives and financial liabilities designated at FVPL, which are carried subsequently at fair value with gains or losses recognised in profit or loss. All interest-related charges and, if applicable, gains and losses arising on changes in fair value are recognised in profit or loss.

## ***Impairment***

The Group assesses on a forward-looking basis, the expected credit losses associated with its debt instruments carried at amortised cost and FVOCI.

Debt and equity instruments are classified as either financial liabilities or as equity in accordance with the substance of the contractual arrangement.

## ***Equity instruments***

An equity instrument is any contract that evidences a residual interest in the assets of an entity after deducting all of its liabilities. Equity instruments issued by the Group are recognised at the proceeds received, net of direct issue costs.

## **(n) Trade and other payables**

Trade payables and other accounts payable represent liabilities for goods and services provided to the Group prior to the end of the financial year which are unpaid. The amounts are unsecured and are usually paid within 30 days of recognition.

## **(o) Leases**

At lease commencement the company recognises a right-of-use asset and a lease liability on the balance sheet. The right-of-use is measured at cost, which is made up of the initial measurement of the lease liability and any initial direct costs incurred by the Company.

The Company depreciates the right-of-use on a straight-line basis from the lease commencement



# Notes To The Consolidated Financial Statements

For the year ended 30 June 2021

date to the earlier of the end of the useful life of the right-of-use asset or the end of the lease term.

At the commencement date, the Company measures the lease liability at the present value of the lease payments unpaid at that date, discounted using the interest rate implicit in the lease if the rate is readily available.

Subsequent to initial measurement, the liability will be reduced for payments made and increased for interest.

## **(p) Employee benefits**

A liability is recognised for benefits accruing to employees in respect of wages and salaries and annual leave when it is probable that settlement will be required, and they are capable of being measured reliably.

Liabilities recognised in respect of short-term employee benefits, are measured at their nominal values using the remuneration rate expected to apply at the time of settlement.

Payments to defined contribution retirement benefit plans are recognised as an expense when employees have rendered services entitling them to contributions.

## **(q) Issued capital**

Ordinary shares are classified as equity.

Incremental costs directly attributable to the issue of new shares or options are shown in equity as a deduction from the proceeds.

## **(r) Earnings per share**

Basic earnings per share is calculated by dividing the profit attributable to equity holders of the Group, excluding any costs of servicing equity other than ordinary shares, by the weighted average number of ordinary shares outstanding during the financial year, adjusted for bonus elements in ordinary shares issued during the year.

Diluted earnings per share adjusts the figures used in the determination of basic earnings per share to take into account the after tax effect of interest and other financing costs associated with dilutive potential ordinary shares and the weighted average number of additional ordinary shares that would have been outstanding assuming the conversion of all dilutive potential ordinary shares.

## **(s) Goods and services tax**

Revenues, expenses and assets are recognised net of the amount of goods and services tax (GST) / Value Added Tax (VAT), except:

- (i) where the amount of GST / VAT incurred is not recoverable from the Australian Tax Office (ATO) / South African Revenue Service (SARS). In these circumstances the GST / VAT is recognised as part of the cost of acquisition of the asset or as part of the expense item as applicable; and
- (ii) receivables and payables, with the exception of accrued expenses and expense provisions, are stated with the amount of GST / VAT included.

# Notes To The Consolidated Financial Statements

For the year ended 30 June 2021

The net amount of GST recoverable from, or payable to, the ATO / SARS is included as part of receivables or payables in the statement of financial position.

Cash flows are included in the cash flow statement on a gross basis. The GST / VAT components of cash flows arising from investing and financing activities, which are recoverable from, or payable to, the ATO / SARS are classified as operating cash flows.

## 4. CRITICAL ACCOUNTING ESTIMATES AND JUDGEMENTS

In preparing this financial report management is required to make certain estimates and assumptions concerning future occurrences. There is an inherent risk that the resulting accounting estimates will not equate exactly with actual events and results.

### (a) Significant accounting judgements

In the process of applying the Group's accounting policies, management has made the following judgements, apart from those involving estimations, which have the most significant effect on the amounts recognised in the financial statements:

#### *Income taxes*

The consolidated entity is subject to income taxes in Australia and jurisdictions where it has foreign operations. Significant judgement is required in determining the worldwide provision for income taxes. There are certain transactions and calculations undertaken during the ordinary course of business for which the ultimate tax determination is uncertain. The consolidated entity estimates its tax liabilities based on the consolidated entity's understanding of the tax law. Where the final tax outcome of these matters is different from the amounts that were initially recorded, such differences will impact the current and deferred income tax assets and liabilities in the period in which such determination is made.

#### *Rehabilitation and restoration provisions*

Certain estimates and assumptions are required to be made in determining the cost of rehabilitation and restoration of the areas disturbed during the mining activities and the cost of dismantling of mining infrastructure. The amount the Group is expected to incur to settle its future obligations includes estimates regarding the future expected costs of rehabilitation, restoration and dismantling, the expected timing of the cashflows and the expected life of mine, the application of relevant environmental legislation and the appropriate rate at which to discount the liability.

Changes in the estimates and assumptions used could have a material impact on the carrying value of the rehabilitation provision. The provision is reviewed at each reporting date and updated based on the best available estimates and assumptions at that time.

### (b) Significant accounting estimates and assumptions

The carrying amounts of certain assets and liabilities are often determined based on estimates and assumptions of future events. The key estimates and assumptions that have a significant risk

# Notes To The Consolidated Financial Statements

For the year ended 30 June 2021

of causing a material adjustment to the carrying amounts of certain assets and liabilities within the next annual reporting year are:

## *Impairment of assets*

The future recoverability of property, plant and equipment is dependent on a number of factors, including whether the Group decides to exploit the related mining lease itself or, if not, whether it successfully recovers the related asset through sale.

Factors that could impact the future recoverability include the level of reserves and resources, future technological changes, costs of drilling and production, production rates, future legal changes (including changes to environmental restoration obligations) and changes to commodity prices.

## 5. REVENUE

	Year ended 30/06/21 \$	Year ended 30/06/20 \$
Revenue from Coal Sales	18,057,223	22,981,536

Revenue relates to the sale of coal by Ikwezi Mining (Pty) Ltd. All coal sales during the year were made to customers outside South Africa.

No sales were made to Zarbon Coal (Pty) Ltd (182,985 tonnes were sold in 2020 financial year).

Sales of coal, which are usually sold Free on Board (FOB), are recorded by the Company at the point that the coal is shipped to the end customer.

## 6. INVESTMENT INCOME

	Year ended 30/06/21 \$	Year ended 30/06/20 \$
Interest income	8,417	18,031

## 7. OTHER GAINS AND LOSSES

	Year ended 30/06/21 \$	Year ended 30/06/20 \$
Net gain/(loss) arising on financial assets designated as at FVTPL	68,774	23,627
	68,774	23,627

# Notes To The Consolidated Financial Statements

For the year ended 30 June 2021

## 8. ADMINISTRATION EXPENSES

	Year ended 30/06/21 \$	Year ended 30/06/20 \$
Administration expenses	<b>456,786</b>	602,822
	<b>456,786</b>	602,822

Administration expenses include all general administrative expenses incurred by the operations not specifically related to the Newcastle Project. These mainly include employees' costs, rent and audit fees.

## 9. FINANCE COSTS

	Year ended 30/06/21 \$	Year ended 30/06/20 \$
Other finance costs	<b>119,611</b>	51,621
	<b>119,611</b>	51,621

## 10. INCOME TAX

	Year ended 30/06/21 \$	Year ended 30/06/20 \$
Current tax expense	-	-
Deferred tax expense	-	-

The income tax expense for the year / period can be reconciled to the accounting profit / (loss) as follows:

	Year ended 30/06/21 \$	Year ended 30/06/20 \$
Accounting profit /(loss) before tax	<b>(1,505,968)</b>	2,668,439
Income tax expense calculated at 30%	<b>451,790</b>	800,532
Effect of unused tax losses not recognised as deferred tax assets	<b>(451,790)</b>	(800,532)
	-	-

Unused tax losses for which no deferred tax assets have been recognised are attributable to tax losses. No deferred tax assets have been recognised based upon the Directors assessment of future probable taxable profits and property, plant and equipment. Accordingly, the Group had deferred tax assets not brought to account in relation to the tax losses.

# Notes To The Consolidated Financial Statements

For the year ended 30 June 2021

## 11. PROFIT / (LOSS) PER SHARE

	Year ended 30/06/21 Cents	Year ended 30/06/20 Cents
<b>Basic / diluted profit (loss) per share</b>		
Profit / (Loss) attributable to the ordinary equity holders of the company	<b>(3.70)</b>	0.07
<b>Profit / (Loss) used in calculation of basic / diluted profit (loss) per share</b>	<b>\$</b>	<b>\$</b>
Profit / (Loss)	<b>(1,505,968)</b>	2,668,439
Weighted average number of ordinary shares used as the denominator in calculating basic loss per share	<b>40,649,974</b>	4,065,000,000
Weighted average number of ordinary shares used as the denominator in calculating diluted loss per share	<b>40,649,974</b>	4,065,000,000

## 12. TRADE AND OTHER RECEIVABLES

	30/06/21 \$	30/06/20 \$
VAT receivable	<b>257,630</b>	1,313,629
Other receivables	<b>30,109</b>	155,895
	<b>287,739</b>	1,469,523

### (a) Fair value

Due to the short-term nature of these receivables, their carrying value is assumed to approximate fair value.

# Notes To The Consolidated Financial Statements

For the year ended 30 June 2021

## 13. INVENTORIES

	30/06/21 \$	30/06/20 \$
Finished products	11,164,955	3,231,733
	<b>11,164,955</b>	<b>3,231,733</b>

The cost of inventories recognised as an expense and included in cost of sales amounted to \$15,912 million (2020: \$21,258million). Inventories held at net realisable value amounted to \$11,165 million (2020: \$3,232million). There was no write-down of inventories at year end.

## 14. OTHER FINANCIAL ASSETS

	30/06/21 \$	30/06/20 \$
<b>Financial assets carried at fair value through profit or loss (FVTPL)</b>		
Non-derivative financial assets designated as at FVTPL	816,063	521,874
	<b>816,063</b>	<b>521,874</b>

The Group holds an interest in certain unit trust products which are ceded as security for the rehabilitation guarantee.

## 15. OTHER CURRENT ASSETS

	30/06/21 \$	30/06/20 \$
Prepayments	30,622	37,912
Deposits	116,143	45,137
Other current assets	74,925	-
	<b>221,690</b>	<b>83,049</b>

# Notes To The Consolidated Financial Statements

For the year ended 30 June 2021

## 16. PROPERTY, PLANT AND EQUIPMENT

	Land & Buildings	Rail Siding (in progress)	Beneficiation Plant (in progress)	Mine Infrastructure (in progress)	Road Earthworks (in progress)	Office & Computer Equipment & Software	Motor Vehicles	Other Fixtures & Fittings	Total
	\$	\$	\$	\$	\$	\$	\$	\$	\$
<b>At cost</b>									
Opening Balance	888,784	151,760	8,260,940	8,606,686	1,507,355	51,437	143,122	62,386	<b>19,672,470</b>
Additions	-	873	256,423	512,831	13,041	8,691	31,440	330	<b>823,629</b>
Disposals	-	-	-	-	-	-	-	-	-
Effect of foreign currency exchange differences	(153,554)	(26,219)	(1,427,227)	(1,533,340)	(260,423)	(8,887)	(24,727)	(10,778)	<b>(3,445,155)</b>
<b>Balance at 30 June 2020</b>	<b>735,230</b>	<b>126,414</b>	<b>7,090,135</b>	<b>7,586,177</b>	<b>1,259,973</b>	<b>51,242</b>	<b>149,835</b>	<b>51,937</b>	<b>17,050,943</b>
Additions	-	-	2,540,542	775,820	3,500	19,395	-	2,454	<b>3,341,711</b>
Disposals	-	-	-	-	-	-	-	-	-
Effect of foreign currency exchange differences	78,989	13,930	781,288	1,740,983	138,841	(16,153)	(47,137)	(46,489)	<b>2,644,252</b>
<b>Balance at 30 June 2021</b>	<b>814,219</b>	<b>140,344</b>	<b>10,411,965</b>	<b>10,102,980</b>	<b>1,402,314</b>	<b>54,484</b>	<b>102,698</b>	<b>7,902</b>	<b>23,036,906</b>

During the year, the Management performed an impairment assessment for the Newcastle Project Cash Generating Unit ("CGU"). The Group prepared a value in use model for the purpose of impairment testing as at 30 June 2021. In calculating value in use, the cash flows include projections of cash inflows and outflows associated with the CGU which require management to make significant estimates and judgements. As a result of this testing, no impairment charge was identified for the year ended 30 June 2021.



## Notes To The Consolidated Financial Statements

For the year ended 30 June 2021

	Land & Buildings \$	Rail Siding (in progress) \$	Beneficiation Plant (in progress) \$	Mine Infrastructure (in progress) \$	Road Earthworks (in progress) \$	Office & Computer Equipment & Software \$	Motor Vehicles \$	Other Fixtures & Fittings \$	Total \$
<b>Accumulated depreciation</b>									
Opening Balance	-	-	-	1,009,865	190,756	15,253	80,013	57,437	<b>1,353,323</b>
Depreciation charged to profit or loss			-	1,022,611	144,242	10,079	19,231	901	<b>1,197,064</b>
Effect of foreign currency exchange differences	-	-	-	(174,473)	(32,957)	(2,635)	(13,824)	(9,923)	<b>(233,811)</b>
<b>Balance at 30 June 2020</b>	-	-	-	<b>1,858,003</b>	<b>302,042</b>	<b>22,697</b>	<b>85,420</b>	<b>48,415</b>	<b>2,316,577</b>
Eliminated on disposals of assets	-	-	-	-	-	-	-	-	-
Depreciation charged to profit or loss	-	-	201,225	1,349,133	191,560	12,540	19,206	1,112	<b>1,774,776</b>
Depreciation related to exploration and evaluation	-	-	-	-	-	-	-	-	-
Effect of foreign currency exchange differences	-	-	-	68,392	14,051	(10,142)	(56,641)	(46,997)	<b>(31,337)</b>
<b>Balance at 30 June 2021</b>	-	-	<b>201,225</b>	<b>3,275,528</b>	<b>507,653</b>	<b>25,095</b>	<b>47,985</b>	<b>2,530</b>	<b>4,060,016</b>
<b>Carrying amount</b>									
<b>At 30 June 2020</b>	<b>735,230</b>	<b>126,414</b>	<b>7,090,135</b>	<b>5,728,173</b>	<b>957,931</b>	<b>28,545</b>	<b>64,416</b>	<b>3,523</b>	<b>14,734,366</b>
<b>At 30 June 2021</b>	<b>814,219</b>	<b>140,344</b>	<b>10,210,740</b>	<b>6,827,450</b>	<b>894,661</b>	<b>29,389</b>	<b>54,713</b>	<b>5,372</b>	<b>18,976,888</b>

# Notes To The Consolidated Financial Statements

For the year ended 30 June 2021

## 17. CURRENT LIABILITIES – TRADE AND OTHER PAYABLES

	<b>30/06/21</b>	<b>30/06/20</b>
	<b>\$</b>	<b>\$</b>
Trade payables	<b>3,118,546</b>	1,240,637
Other – accruals	<b>40,102</b>	77,178
	<b>3,158,648</b>	1,371,815

- (a) The average credit period on purchases is 30 days from the date of invoice. Group policy is to pay all undisputed invoices on the due date.
- (b) The carrying amount of trade payables is a reasonable approximation of fair value due to their short-term nature.

## 18. SHORT TERM BORROWINGS

	<b>30/06/21</b>	<b>30/06/20</b>
	<b>\$</b>	<b>\$</b>
Short term borrowings	<b>5,353,574</b>	-
	<b>5,353,574</b>	-

During the current year, Zarbon Coal (Pty) Ltd a related party provided the Company with a finance facility of USD 4.3 million (approximately AUD 6million). This loan facility attracts an interest rate of 5 percent per annum. Repayment is due on or before 31 December 2021.

# Notes To The Consolidated Financial Statements

For the year ended 30 June 2021

## 19. PROVISIONS

	30/06/21 \$	30/06/20 \$
Employee benefits (i)	-	-
Other Expenses (ii)	219,493	446,744
Decommissioning (iii)	420,266	276,971
	<b>639,759</b>	<b>723,715</b>
<hr/>		
Current	219,493	446,744
Non-current	420,266	276,971
	<b>639,759</b>	<b>723,715</b>

- (i) The provision for employee benefits represents annual leave entitlements accrued by employees.
- (ii) The provision for other expenses predominantly represents the estimated amount due to the suppliers of mine related services.
- (iii) The provision for decommissioning represents the cost to decommission the beneficiation plant and is included in the additions to the cost of the plant. The movement for the year represents an increase in the value of the provision adjusted for foreign exchange movements.

	<b>Provision for decommissioning</b>
Balance at 1 July 2019	278,520
Additional provisions recognised	46,570
Effect of foreign exchange movements	(48,119)
Balance at 30 June 2020	276,971
Additional provisions recognised	112,774
Effect of foreign exchange movements	30,521
Balance at 30 June 2021	420,266

# Notes To The Consolidated Financial Statements

For the year ended 30 June 2021

## 20. ISSUED CAPITAL

During the year, a 100 to 1 share consolidation approved by shareholders was completed.

### (a) Share capital

	Number	\$
<b>At 30 June 2021:</b>		
Fully paid ordinary shares	40,649,974	40,460,209
<b>At 30 June 2020:</b>		
Fully paid ordinary shares	4,065,000,000	40,460,209

### (b) Movements in ordinary share capital

Ordinary shares entitle the holder to participate in dividends and the proceeds on winding up of the Group in proportion to the number of shares held. On a show of hands every holder of ordinary shares present at a meeting or by proxy, is entitled to one vote. Upon a poll every holder is entitled to one vote per share held.

Description	Number of shares	\$
<b>Balance at 30 June 2021</b>	<b>40,649,974</b>	<b>40,460,209</b>
<b>Balance at 30 June 2020</b>	<b>4,065,000,000</b>	<b>40,460,209</b>

## 21. RESERVES AND ACCUMULATED LOSSES

	30/06/21 \$	30/06/20 \$
<b>(a) Equity-settled employee benefits reserve</b>		
Opening balance	140,000	140,000
Share-based payments	-	-
Balance at 30 June 2021	140,000	140,000
<b>(b) Foreign currency translation reserve</b>		
Opening balance	(9,024,604)	(4,638,128)
Exchange differences arising on translation of foreign operations	3,496,856	(4,386,476)
Balance at 30 June 2021	(5,527,748)	(9,024,604)

# Notes To The Consolidated Financial Statements

For the year ended 30 June 2021

## (c) Accumulated losses

Opening balance	(8,901,474)	(10,860,262)
Net profit / (loss) for the period attributable to the owners of the Company	(924,704)	1,958,788
Balance at 30 June 2021	(9,826,178)	(8,901,474)

## (d) Nature and purpose of reserves

*Equity-settled employee benefits reserve:*

The reserve relates to share options previously granted by the Company to its employees under its employee share option plan. Further information about share-based payments to employees is set out in Note 24.

*Foreign currency translation reserve:*

Exchange differences relating to the translation of the results and net assets of the Group's foreign operations from their functional currencies to the Group's presentation currency (being Australian dollars) are recognised directly in other comprehensive income and accumulated in the foreign currency translation reserve.

## 22. NON-CONTROLLING INTERESTS

	30/06/21 \$	30/06/20 \$
Opening balance	(2,199,229)	(2,908,879)
Share of profit/(loss) for the period	(588,264)	709,650
Balance at 30 June	(2,780,493)	(2,199,229)

## 23. OPTIONS

At 30 June 2021, there were no options on issue (2020: Nil). There were no options issued during the year ended 30 June 2021 (2020: Nil).

Share options previously granted under the Company's employee share option plan carry no rights to dividends and no voting rights.

## 24. SHARE BASED PAYMENTS

There were no share-based payment options / arrangements in existence during the current and prior year.

# Notes To The Consolidated Financial Statements

For the year ended 30 June 2021

## 25. KEY MANAGEMENT PERSONNEL (KMP) COMPENSATION

The aggregate compensation made to directors and other members of key management personnel of the company and the Group is set out below:

	Year ended 30/06/21 \$	Year ended 30/06/20 \$
Short term employee benefits	-	-
Post-employment benefits	-	-
	-	-

## 26. FINANCIAL INSTRUMENTS

The Group's activities expose it to a variety of financial risks: market risk (including currency risk, interest rate risk and price risk), credit risk and liquidity risk. The Group's overall risk management program focuses on the unpredictability of financial markets and seeks to minimise potential adverse effects on the financial performance of the Group. The Group uses different methods to measure different types of risk to which it is exposed.

The Group holds the following financial instruments:

	30/06/21 \$	30/06/20 \$
<b>Financial assets</b>		
Cash and cash equivalents	214,165	2,548,000
Fair value through profit or loss (FVTPL):		
Designated as at FVTPL	816,063	821,874
Loans and receivables (including trade receivables)	287,739	1,469,523
<b>Financial liabilities</b>		
Trade and other payables	3,158,648	1,371,815
Borrowings	5,353,574	-

# Notes To The Consolidated Financial Statements

For the year ended 30 June 2021

## (a) Market risk

### (i) Foreign exchange risk

The Group undertakes transactions denominated in foreign currencies; consequently, exposures to exchange rate fluctuations arise.

The carrying amounts of the Group's foreign currency denominated monetary assets and monetary liabilities at the end of the reporting period are as follows:

	Liabilities		Assets	
	30/06/21	30/06/20	30/06/21	30/06/20
	\$	\$	\$	\$
South African Rand	3,036,326	1,219,398	458,596	1,821,650
US Dollars	44,999	93,959	556	2,196,783

The Group is mainly exposed to the currency of South Africa (Rand) and the currency of the United States (US Dollars).

The following table details the Group's sensitivity to a 10% increase and decrease in the Australian dollar against the relevant foreign currencies. The sensitivity analysis includes only outstanding foreign currency denominated monetary items and adjusts their translation at the year-end for a 10% change in foreign currency rates.

The sensitivity analysis includes loans to foreign operations within the Group where the denomination of the loan is in a currency other than the functional currency of the lender or the borrower. A positive number below indicates an increase in profit or equity where the Australian dollar strengthens 10% against the relevant currency. For a 10% weakening of the Australian dollar against the relevant currency, there would be a comparable impact on the profit or equity, and the balances below would be negative

	South African Rand impact	US Dollar impact
	\$	\$
Profit or loss	(198,067)	3,266
Equity	626,703	3,115

### (ii) Interest rate risk

As at and during the year ended on balance date the Group had no significant interest-bearing assets or liabilities other than liquid funds on deposit and short-term borrowings. The Group's exposure to interest rates on financial assets and financial liabilities are detailed in the liquidity risk management section of this note.



# Notes To The Consolidated Financial Statements

For the year ended 30 June 2021

## Interest rate sensitivity analysis

If interest rates had been 50 basis points higher/lower and all other variables were held constant the Group's profit for the year ended 30 June 2021 would decrease/increase by \$556 (2020: \$258). This is mainly attributable to the Group's exposure to variable interest rates on its cash balances and short-term borrowings.

## (b) Credit risk

Credit risk arises from cash and cash equivalents, deposits with banks and financial institutions, as well as credit exposures to customers. The Group trades only with recognised, trustworthy third parties. It is the Group's policy to perform credit verification procedures in relation to any customers wishing to trade on credit terms with the Group. These include taking into account the customers' financial position and any past experience to set individual risk limits as determined by the Board.

The maximum exposure to credit risk at the reporting date is the carrying amount of the financial assets as summarised in part (a) of this note.

As at 30 June 2021, all cash and cash equivalents were held with reputed and rated banks.

## (c) Liquidity risk

Prudent liquidity risk management involves the maintenance of sufficient cash, committed credit facilities and access to the capital markets. It is the policy of the Board to ensure that the Group is able to meet its financial obligations and maintain the flexibility to pursue attractive investment opportunities through keeping committed credit lines available where possible, ensuring the Group has sufficient working capital. The Group manages liquidity risk by continuously monitoring forecast and actual cash flows.

### *Contractual maturities of financial liabilities*

As at the reporting date the Group had total financial liabilities of \$3,158,648 (2020: \$1,371,815), comprised of non-interest-bearing trade creditors and accruals with a maturity of not exceeding 12 months.

# Notes To The Consolidated Financial Statements

For the year ended 30 June 2021

The following table details the Group's expected maturity for its non-derivative financial assets.

	Weighted average effective interest rate	Less than 1 month \$	1-3 months \$	Total \$
<b>30 June 2021</b>				
Non-interest bearing	-	-	287,739	287,739
Variable interest rate instruments	7.00%	214,165	-	214,165
		214,165	287,739	501,904
<b>30 June 2020</b>				
Non-interest bearing	-	2,304,985	1,469,523	3,774,508
Variable interest rate instruments	4.06%	243,015	-	243,015
		2,548,000	1,469,523	4,017,523

The following table details the Group's expected maturity for its non-derivative financial liabilities.

	Weighted average effective interest rate	Less than 1 month \$	1-3 months \$	Total \$
<b>30 June 2021</b>				
Non-interest bearing	-		3,158,648	3,158,648
Variable interest rate instruments	10%		-	-
			3,158,648	3,158,648

## (d) Fair value estimation

The fair value of financial assets and financial liabilities must be estimated for recognition and measurement and/or disclosure purposes.

The fair value of financial liabilities for disclosure purposes is estimated by discounting the future contractual cash flows at the current market interest rate that is available to the Group for similar financial instruments.

# Notes To The Consolidated Financial Statements

For the year ended 30 June 2021

## Fair value of the Group's financial assets and financial liabilities that are measured at fair value on a recurring basis

Some of the Group's financial assets and financial liabilities are measured at fair value at the end of each reporting period. The following table gives information about how the fair values of these financial assets are determined (in particular, the valuation technique(s) and inputs used).

Financial assets	Fair value as at		Fair value hierarchy	Valuation technique and key inputs
	30/06/21	30/06/20		
Unit trust	\$816,063	\$521,874	Level 1	Quoted unit prices in an active market

## (e) Capital risk management

The Group manages its capital to ensure that it will be able to continue as a going concern while maximising the potential return to shareholders.

## 27. CASH AND CASH EQUIVALENTS

	30/06/21 \$	30/06/20 \$
Cash at bank and in hand	214,165	2,548,000

## (a) Cash balances not available for use

Prospecting Rights in which the Company has / had an interest require / required the Company to provide a pecuniary financial provision to rehabilitate the areas disturbed by prospecting activities. The Company has provided financial guarantees to certain regulatory bodies which are secured over cash held by the Company. The total value of these guarantees is \$30,298 (2020: \$27,291) and is classified as cash not available for use.

## (b) Fair value

The carrying amount of cash and cash equivalents is a reasonable approximation of the fair value.

# Notes To The Consolidated Financial Statements

For the year ended 30 June 2021

## (c) Reconciliation of loss after income tax to net cash outflow from operating activities

	Year ended 30/06/21 \$	Year ended 30/06/20 \$
Profit / (Loss) for the period	(1,505,968)	2,668,439
Adjustment for:		
Net foreign exchange loss	809,346	280,692
Depreciation	1,825,339	1,220,289
Interest income recognised in profit and loss	(123,961)	(18,031)
Other gains and losses	34,911	(1,465,139)
Increase in current liabilities	1,786,833	651,197
Decrease in trade and other receivables, and other movements, net	(6,751,437)	(227,243)
<b>Net cash outflow from operating activities</b>	<b>(3,924,937)</b>	<b>3,110,203</b>

## (d) Non-cash transactions

No share-based payments were made during the year (2020: Nil).

## 28. LEASES

### Right-of-use asset:

The Company has recognised a right-of-use asset which relates to the land that is being leased. The right-of-use asset has been presented separately in the balance sheet.

### Lease liability:

The lease liabilities have been presented in the statement of financial position as follows:

The lease liabilities have been presented in the statement of financial position as follows:

	30/06/21 \$	30/06/20 \$
Current	18,440	10,623
Non-current	520,919	485,824
	<b>539,359</b>	<b>496,447</b>

# Notes To The Consolidated Financial Statements

For the year ended 30 June 2021

## 29. COMMITMENTS & CONTINGENCIES

Please refer to subsequent events Note 32 for detail on contingent assets/liabilities.

### Capital expenditure commitments

<b>Plant &amp; Equipment</b>	<b>30/06/21</b>	<b>30/06/20</b>
	<b>\$</b>	<b>\$</b>
Not longer than 1 year	2,700,000	3,357,789
Later than 1 year and not longer than 5 years	-	-
Longer than 5 years	-	-
	<u>2,700,000</u>	<u>3,357,789</u>

### Exploration and Evaluation Commitments

The Group does not have any tenement expenditure commitments at 30 June 2021. These commitments, net of farm outs, are not provided for in the financial statements.

<b>Tenement expenditure commitments</b>	<b>30/06/21</b>	<b>30/06/20</b>
	<b>\$</b>	<b>\$</b>
Not longer than 1 year	-	-
Later than 1 year and not longer than 5 years	-	-
Longer than 5 years	-	-
	<u>-</u>	<u>-</u>

# Notes To The Consolidated Financial Statements

For the year ended 30 June 2021

## 30. SUBSIDIARIES

Details of the Group's subsidiaries at the end of the reporting period are as follows:

Name of subsidiary	Principal activity	Place of incorporation and operation	Proportion of ownership interest and voting power held by the Group	
			30/06/20	30/06/19
Naledi Holdings Ltd	Holding company	Mauritius	100%	100%
Naledi Investments Ltd	Investment company	Mauritius	100%	100%
Ikwezi Mining Services Pty Ltd	Administrative services	Australia	100%	100%
Ikwezi Mining (Pty) Ltd	Coal mining	South Africa	70%	70%
Ikwezi Management Services (Pty) Ltd	Management services	South Africa	70%	70%
Bokamoso Resources (Pty) Ltd	Coal exploration	South Africa	60%	60%
Ikwezi Resources (Pty) Ltd	Coal exploration	South Africa	70%	70%

### Details of non-wholly owned subsidiaries that have material non-controlling interests

The table below shows details of non-wholly owned subsidiaries of the Group that have material non-controlling interests:

Name of subsidiary	Proportion of ownership interests and voting rights held by non-controlling interests	Profit (loss) allocated to non-controlling interests	Accumulated non-controlling interests
<b>30/06/2021</b>			
Ikwezi Mining (Pty) Ltd	30%	644,480	(5,471,855)
Individually immaterial subsidiaries with non-controlling interests			(480,312)
			(5,952,167)
<b>30/06/2020</b>			
Ikwezi Mining (Pty) Ltd	30%	(1,460,543)	(7,411,560)
Individually immaterial subsidiaries with non-controlling interests			(493,890)
			(7,905,450)

# Notes To The Consolidated Financial Statements

For the year ended 30 June 2021

Summarised financial information in respect of Ikwezi Mining (Pty) Ltd, the South African subsidiary, are set out below. The summarised financial information below represents amounts before intragroup eliminations.

	<b>30/06/21</b>	<b>30/06/20</b>
	<b>\$</b>	<b>\$</b>
Current assets	12,710,630	7,855,025
Non-current assets	19,449,723	16,263,260
Current liabilities	(45,539,889)	(38,238,356)
Non-current liabilities	(941,185)	(762,796)
Equity attributable to owners of the Company	8,848,866	(7,471,309)
Non-controlling interests	5,471,855	(7,411,560)
	<b>Year ended</b>	<b>Year ended</b>
	<b>30/06/21</b>	<b>30/06/20</b>
	<b>\$</b>	<b>\$</b>
Revenue	18,249,798	25,000,389
Expenses	(20,217,898)	(22,600,334)
Profit/(loss) for the year	(1,968,100)	2,400,055
Profit/(loss) attributable to owners of the Company	(1,377,670)	1,680,039
Profit/(loss) attributable to non-controlling interests	(590,430)	720,016
Profit/(loss) for the year	(1,968,100)	2,400,056
Other comprehensive income attributable to owners of the Company	2,862,222	(5,042,210)
Other comprehensive income for the year	2,862,222	(5,042,210)
Total comprehensive income attributable to owners of the Company	1,484,552	(3,362,170)
Total comprehensive income attributable to non-controlling interests	(590,430)	720,016
Total comprehensive income for the year	894,122	(2,642,154)
Dividends paid to non-controlling interests	-	-
Net cash inflow (outflow) from operating activities	(3,883,564)	3,110,203
Net cash inflow (outflow) from investing activities	(3,567,664)	(495,819)
Net cash inflow (outflow) from financing activities	5,353,574	(3,052)
Net cash inflow (outflow)	(2,097,654)	2,611,331



# Notes To The Consolidated Financial Statements

For the year ended 30 June 2021

## 31. REMUNERATION OF AUDITORS

During the period, the following fees were paid or are payable for services provided by the auditor of the Group, and its related parties and non-related audit firms:

	Year ended 30/06/21 \$	Year ended 30/06/20 \$
<b>Auditor of the parent entity</b>		
Audit or review financial statements	11,100	26,087
Other services – business structure	-	-
<b>Total remuneration for audit and other assurance services</b>	<b>11,100</b>	<b>26,087</b>

The auditor of Ikwezi Mining Limited is currently Eyesure Financial Services.

## 32. SUBSEQUENT EVENTS


No other events occurred subsequent to the date of this report that require disclosure or adjustment to the financial statements other than those relating to commencement of arbitration hearing with the Company's former mining contract which have been described in Post reporting date events in the directors' report.

## Directors' Declaration

The Directors declare that:

- (a) in the Directors' opinion, there are reasonable grounds to believe that the Group will be able to pay its debts as and when they become due and payable;
- (b) in the Directors' opinion, the financial statements and accompanying notes are prepared in compliance with International Financial Reporting Standards, as stated in Note 3 to the financial statements.

Signed in accordance with a resolution of the Directors.



---

Nitin Agrawal  
Chairman  
30 September 2021

## **Details of Company Secretary, Registered Office and Share Registry**

Pursuant to the resignation of the Joint Company Secretaries, Mr Graeme Smith and Coson Corporate Services Limited, new appointment of Mr Wayne Price – Partner/ Director, Castletons Accounting Services (Pty) Ltd Limited was made.

The Company's registered office is at Cedar House, 3rd Floor, 41 Cedar Avenue, Hamilton HM 12, Bermuda.

The Company's agent in Australia, Ikwezi Mining Services Pty Ltd has a registered office c/- Unit 24, 589 Stirling Highway, Cottesloe, Western Australia, Australia (Tel +61 8 6153 1861)

The Company's Australian Share Registry is maintained by Computershare Investor Services Pty Ltd, Level 11, 172 St Georges Terrace, Perth WA 6000 (Tel: +61 8 9323 2000, Fax: +61 8 9323 2033).

## SHAREHOLDER INFORMATION

The shareholder information set out below was applicable at 27 September 2021.

### SUBSTANTIAL HOLDERS

The following is a list of registered holders of five percent or more of the Company's share capital.

1	FINEVEST INVESTMENTS LIMITED	20,073,893	49.38%
2	BELVEDERE MINING HOLDINGS INC	9,985,816	24.57%
3	AZURE PROJECTS LTD	7,917,003	19.48%

The Company is incorporated in Bermuda as an exempted company and is subject to Bermudan law. It is not subject to Chapters 6, 6A, 6B and 6C of the Australian Corporations Act 2001 dealing with the acquisition of shares (including substantial shareholdings and takeovers) and shareholders are not required to provide notifications relating to becoming a substantial shareholder, changes in substantial holdings or ceasing to be a substantial shareholder.

The Company's Directors, Mr Tushar Agrawal and Mr Nitin Agrawal have a beneficial interest in 37,976,712 and 30,059,709 shares of the Company respectively as disclosed in the Directors' report which includes Finevest Investments Limited, Belvedere Mining Holdings and Azure Projects Ltd.

Other than as outlined above, the Company is not aware of any other persons who are a substantial holder in the Company within the meaning of Section 671B of the Corporations Act 2001.

### TWENTY LARGEST SHAREHOLDERS

#### ORDINARY FULLY PAID SHARES (TOTAL) AS AT 27 September 2021

Rank	Name	Units	% Units
1	FINEVEST INVESTMENTS LIMITED	20,073,893	49.38
2	BELVEDERE MINING HOLDINGS INC	9,985,816	24.57
3	AZURE PROJECTS LTD	7,917,003	19.48
4	INKESE PTY LTD	514,935	1.27
5	ICE COLD INVESTMENTS PTY LTD <BROWNS CHELTENHAM RD S/F A/C>	299,250	0.74
6	BNP PARIBAS NOMINEES PTY LTD <IB AU NOMS RETAILCLIENT DRP>	200,579	0.49
7	MR VINCENT SWEENEY <INC GI-MFSF A/C>	170,337	0.42
8	ZERO NOMINEES PTY LTD	127,600	0.31
9	TOMREDA PTY LTD	90,000	0.22
10	NEUTRAL PTY LTD	83,989	0.21
11	MR SIMON DAVID + MRS JENNIFER DALE YEO <CAPE SUPERANNUATION FUND A/C>	80,000	0.20
12	NEWD CORP PTY LTD	74,999	0.18
13	TERMCO PTY LTD	48,000	0.12
13	MR RODNEY GEOFF TREMLETT + MRS PATRICIA ANN	48,000	0.12
15	CITICORP NOMINEES PTY LIMITED	36,101	0.09
16	KANGSAV PTY LIMITED	33,930	0.08
17	MR RENARTO FALCONE	25,000	0.06
18	SMALL BUSINESS FINANCE PTY LIMITED	24,000	0.06
19	BAYVIEW SUNSET PTY LTD <BLACK BONE ACCOUNT>	22,500	0.06
20	MR JOHN EDWARD GRYGORCEWICZ + MR PETER GEORGE GRYGORCEWICZ < THE G SUPER FUND A/C>	20,550	0.05
<b>Totals: Top 20 holders of ORDINARY FULLY PAID SHARES (Total)</b>		<b>39,876,482</b>	<b>98.10</b>
<b>Total Remaining Holders Balance</b>		<b>773,492</b>	<b>1.90</b>
<b>Total All</b>		<b>40,649,974</b>	<b>100.00</b>

## DISTRIBUTION OF EQUITY SECURITIES

### ORDINARY FULLY PAID SHARES (TOTAL) AS AT 27 SEPTEMBER 2021

Range	Total holders	Units	% Units
1 - 1,000	134	65,566	0.16
1,001 - 5,000	106	279,290	0.69
5,001 - 10,000	23	181,611	0.45
10,001 - 100,000	29	834,094	2.05
100,001 Over	8	39,289,413	96.65
<b>Total</b>	<b>300</b>	<b>40,649,974</b>	<b>100.00</b>

## VOTING RIGHTS

Fully paid ordinary shares carry voting rights of one vote for each share held upon a poll.

## UNQUOTED SECURITIES

The Company has no unlisted securities on issue as at 27 September 2021.

## ON-MARKET BUY BACK

There is currently no on-market buy-back program for any of the Company's listed securities.

## LIST OF TENEMENTS

---

Project name	Type	Reference number	Number of hectares	Ownership	Licensee
Ntendeka Colliery	Mining right	KZN 30/5/1/2/297 MR MPTRO: 77/2012 (MR)	12,182	70%	Ikwezi Mining (Pty) Ltd

## CORPORATE DIRECTORY

---

### **Incorporation**

Country of Incorporation: Bermuda  
Company Registration Number: 45349

### **Registered and Principal Administrative Office**

c/o Cedar House, 3rd Floor,  
41 Cedar Avenue,  
Hamilton HM 12,  
Bermuda

### **Australian Office**

c/o Wembley Corporate Services Pty  
Ltd, Suite 5, 12-20 Railway road  
SUBIACO WA 6008  
+61 408 447 493

### **Mauritian Office**

c/o JurisTax Ltd  
Level 3, Ebene House  
Hotel Avenue, 33 Cybercity  
Ebene 72201  
Republic of Mauritius  
Tel: 465 5526  
Email: [iti@juristax.com](mailto:iti@juristax.com)

### **South African Office**

Thornhill Office Park, Building 5,  
94 Bekker Street, Vorna Valley Ext 60,  
Midrand 1686, Johannesburg, South Africa  
Tel +27 10 446 8452  
Email: [notices@ikwezi.co.za](mailto:notices@ikwezi.co.za)

### **Share Registry**

Computershare Investor Services (Pty) Ltd  
Level 11, 172 St Georges Terrace Perth, WA,  
Australia  
Tel +61 8 9323 2000  
Fax +61 8 9323 2033

### **Company Secretary**

Mr. Wayne Price  
[Wayne@castletons.com.au](mailto:Wayne@castletons.com.au)

### **Directors**

Mr. Nitin Agrawal – Chairman  
Mr. Harjinder Singh Kapila – Director  
Mr. Sanjay Goel – Director

### **ASX Code**

IKW

### **Website**

[www.ikwezimining.com](http://www.ikwezimining.com)



IKWEZI MINING LIMITED