

ARGENT MINERALS LIMITED
and its controlled entities

A.B.N. 89 124 780 276

**INTERIM FINANCIAL REPORT
FOR THE HALF-YEAR ENDED
31 DECEMBER 2022**

Corporate Information

DIRECTORS

Mr. Peter Michael – Non-Executive Chairman

Mr. Pedro Kastellorizos – Managing Director/CEO

Mr. David Greenwood – Non-Executive Director

Mr. Conrad Karageorge – Non-Executive Director

COMPANY SECRETARY

Mr. Johnathon Busing

PRINCIPAL PLACE OF BUSINESS AND REGISTERED OFFICE

Level 2, Havelock Street
West Perth WA 6005

Phone: +61 8 6555 2950

Fax: +61 8 6166 0261

E-mail: admin@argentminerals.com.au

Website:

<https://argentminerals.com.au>

ABN: 89 124 780 276

ASX CODES:

Australian Securities Exchange Limited
ARD (ordinary shares)

SOLICITORS

Larri Legal
Suite 6, 152 High Street
Fremantle WA 6160

AUDITORS

BDO Audit (WA) Pty Ltd
Level 9, Mia Yellagonga Tower 2, 5 Spring St
Perth WA 6000

SHARE REGISTRY

Automic Group
Level 5, 191 St George Terrace
Perth, WA 6000

Phone: 1300 288 664

Fax: +61 2 9698 5414

Operations Review	4
Directors' Report	18
Auditor's Independence Declaration	21
Consolidated Interim Statement of Profit or Loss and Other Comprehensive Income.....	22
Consolidated Interim Statement of Financial Position	23
Consolidated Interim Statement of Cash Flows	24
Consolidated Interim Statement of Changes in Equity	25
Notes to the Consolidated Interim Financial Statements	26
Directors' Declaration.....	35
Independent Auditor's Review Report to the Members of Argent Minerals Limited.....	36

Argent Minerals Limited and its controlled entities

Operations Review

Argent Minerals Limited ('Argent' or the 'Company') has concluded the first half of the 2023 financial year with advancement of its exploration projects. Highlights of this period include:

ACQUISITION OF THE COPPERHEAD PROJECT

In October 2022, Argent Minerals Ltd has entered into a binding agreement to acquire 100% of Copperhead Resources Pty Ltd which has a 100% interest in 8 granted Exploration Licences ("EL's") and 1 Exploration Licence Application ("ELA's"), comprising the Copperhead Project.

Project is situated within the highly prospective and underexplored Gascoyne Province, with the tenements located very close to significant mineral occurrences. These include the Yangibana REE Project (owned by Hastings Technology Metals Ltd) is located 7.5km to the east of the current Copperhead E90/2622. Hastings is currently developing the mine. Also, other major companies such as Dreadnought Resources Ltd and Rio Tinto are operating in close proximity to the Copperhead Project area.

From desktop and detailed geophysics reviews over the Copperhead assets, Argent Minerals have defined extensive structural and geophysical targets potential hosting copper, REE, lithium, nickel and PGE's. Targets include:

- Known copper prospects which historically have yielded surface high-grade rock chip samples over 8 prospects varying from **0.3% Cu to 14.2% Cu**.
- Trenching has yielded **13m @ 3.35% Cu** over the Mt Palgrave Copper-Zinc Prospect in conjunction with RAB drilling intersecting **8.7m @ 2.44% Cu from 10.4m** in drillhole PDH19.
- Potential structural stratiform Cu-Zn mineralisation hosted within the Discovery Formation has been estimated over **84km** in strike length within the Project areas.

The most common copper minerals are malachite and azurite, which are mainly present in thin bedding-parallel seams and along late-stage fractures. Copper mineralization is also associated with thin beds rich in hematite and goethite pseudomorphs after pyrite (Martin et al, 2005). The northwest project tenement contains a monzogranite of the Duralcher Supersuite, which is also hosts Hastings Technology Metals, Yangibana REE deposit located adjacent to the Project tenements in the south. This north-western tenement also contains mapped pegmatite dykes which are considered prospective for REE. The project area is also considered prospective for Ni-Cu-PGE mineralisation hosted within the dolerite/gabbro sills (Figure 1).

Exploration History

From 1966 to 1967, Westfield Minerals (WA) NL conducted regional exploration in the area surrounding Mt Palgrave down to Illirie Creek Prospect area which incorporated rock chip sampling, trenching, and drilling. At Mount Palgrave Prospect, rock chip sampling included copper assays including **1.12% Cu, 4.6% Cu, 6.8% Cu** and **14.2% Cu**. Trench 1 intersected **13m @ 3.35% Cu** along with first pass RAB drilling intersecting copper mineralisation at a shallow depth. Drillhole PDH19, **8.7m @ 2.44% Cu from 10.4m**, Drillhole PDH17A, 8.7m @ 0.76% Cu from 10.4m and Drillhole P17 @ 0.74% Cu from 1.7m (Refer to Figure 3). This was never followed up through further ground exploration.

Anomaly A Prospect yielded high-grade copper mineralisation from 3 trenches varying from **2.7% Cu to 5.6% Cu**. The location of these areas is hosted within a north-western trending syncline proximal to the fold hinge hosted within the Discovery Formation Siltstone/Chert. Anomaly C (b) Prospect trenching has also yielded high grade copper mineralisation varying from 0.3% Cu to 11.3% hosted within the Discovery Formation Siltstone/Chert. Approximately 1km NNW from Anomaly C (b) Prospect, Anomaly C (a) trenching has also yielded high grade copper mineralisation from the surface varying from **1.35% to 12.6% Cu** with RAB drillhole C (a) 5 intersecting **10.97m @ 2.47% Cu from 3.66m** (Refer to Figure 2). Iliric Creek Prospect is also hosted within the Discovery Formation Siltstone with 3 trenches intersecting stratabound secondary copper mineralisation varying from **0.77% Cu to 6.27% Cu** (Refer to Figure 4).

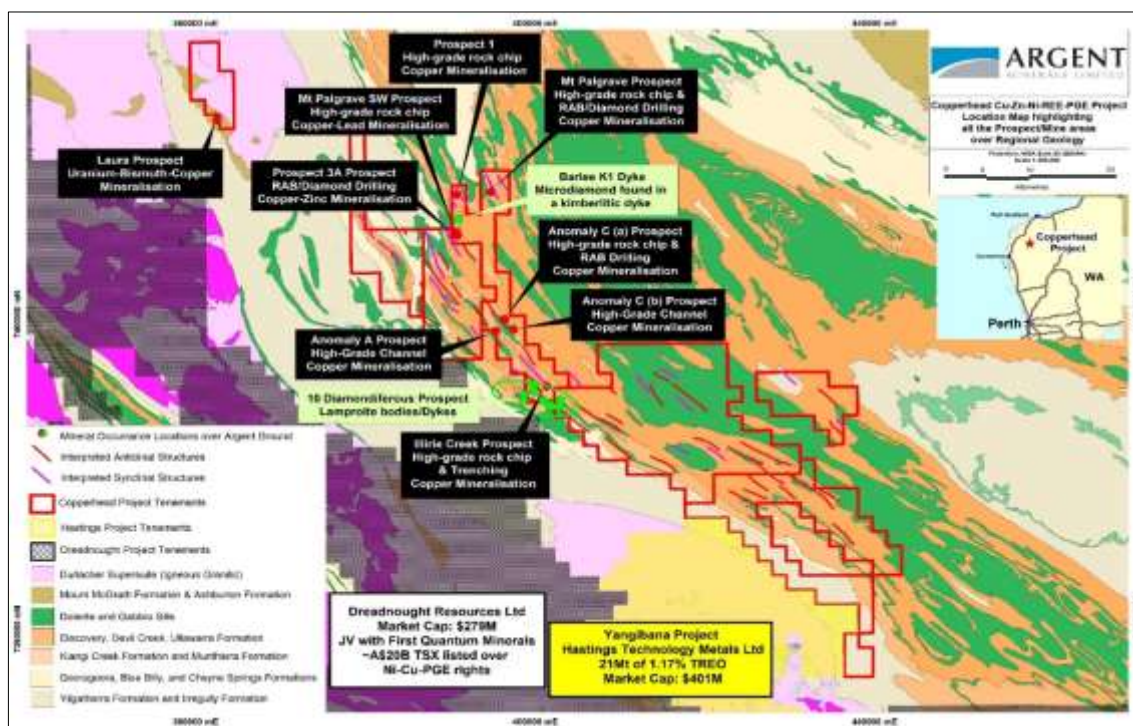


Figure 1 – Regional Geology Map highlighting the various Mineral Occurrence and nearby Operation Mines

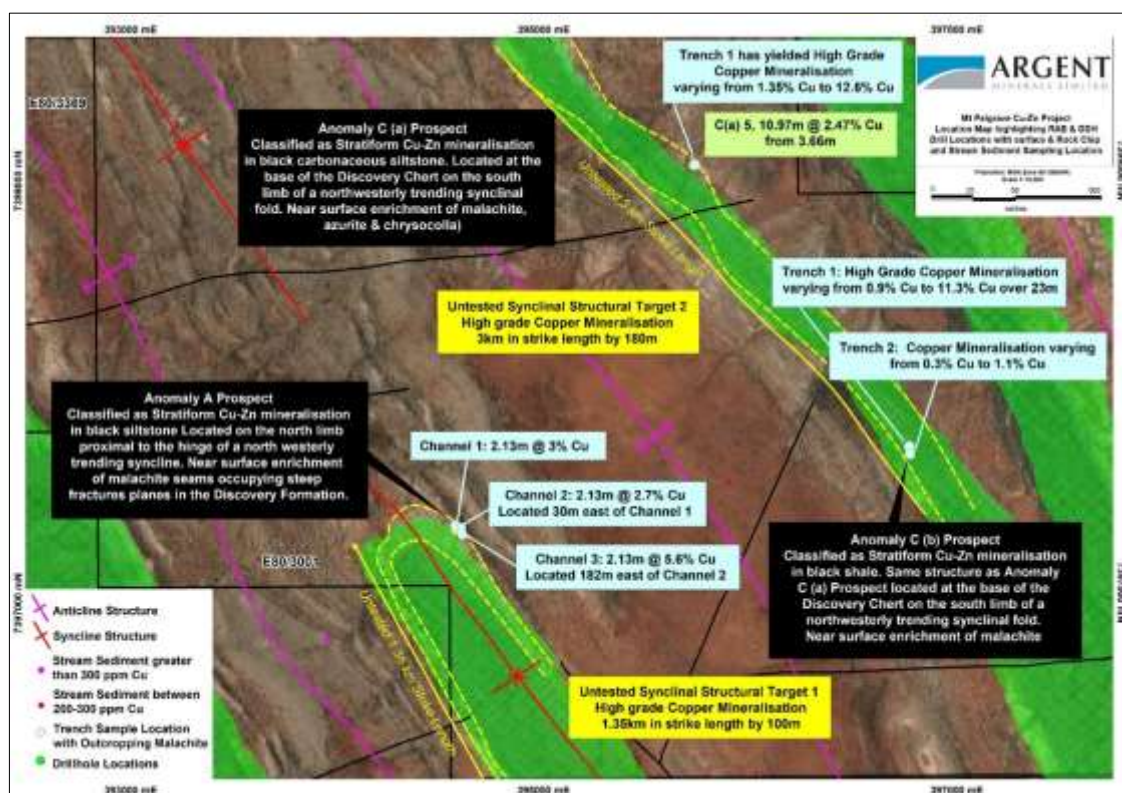


Figure 2 - Anomalies A, C (a), C (b) Prospects showing the historical exploration results and newly defined target areas

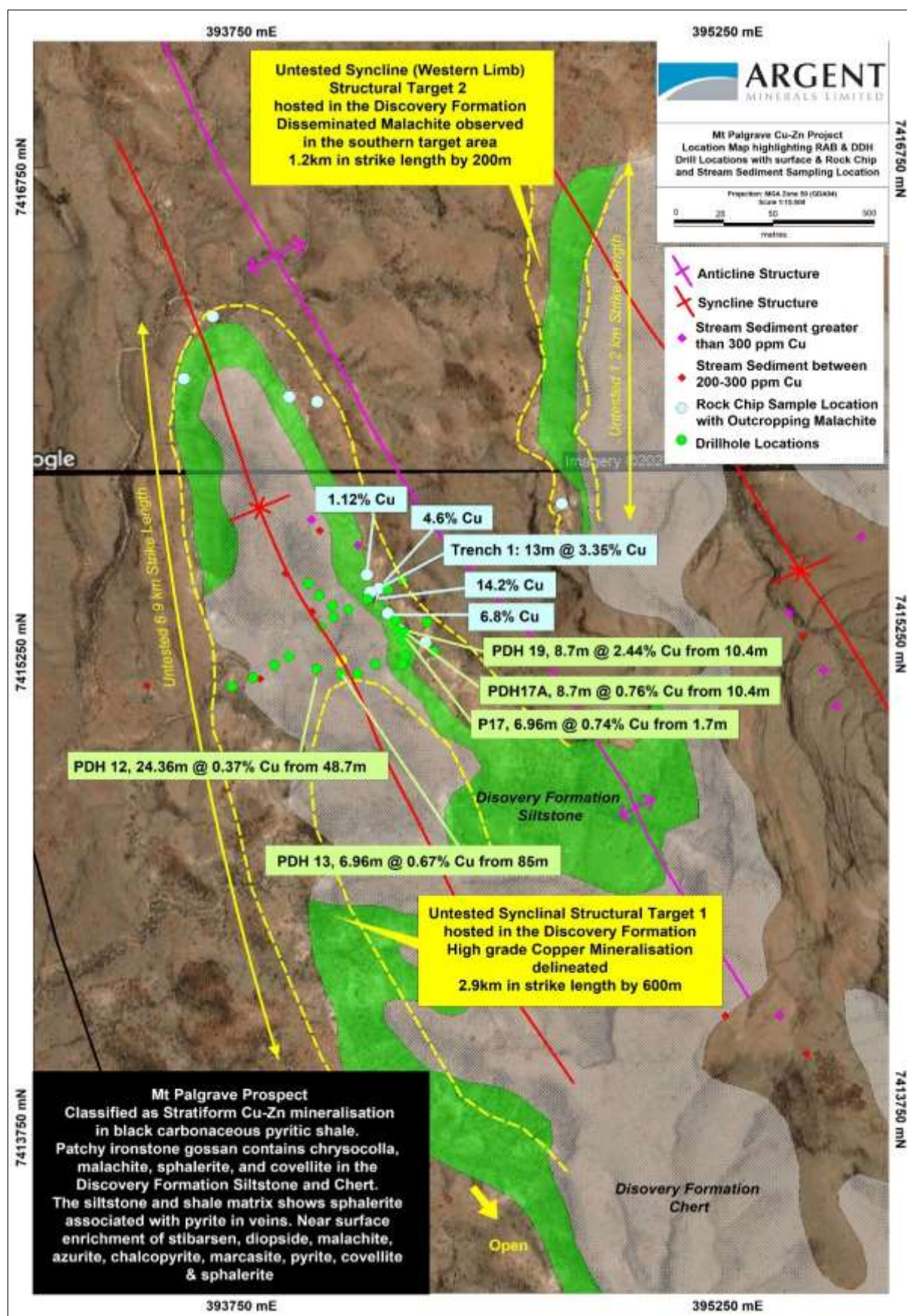


Figure 3 - Mt Palgrave Prospect showing the historical exploration results and newly defined target areas

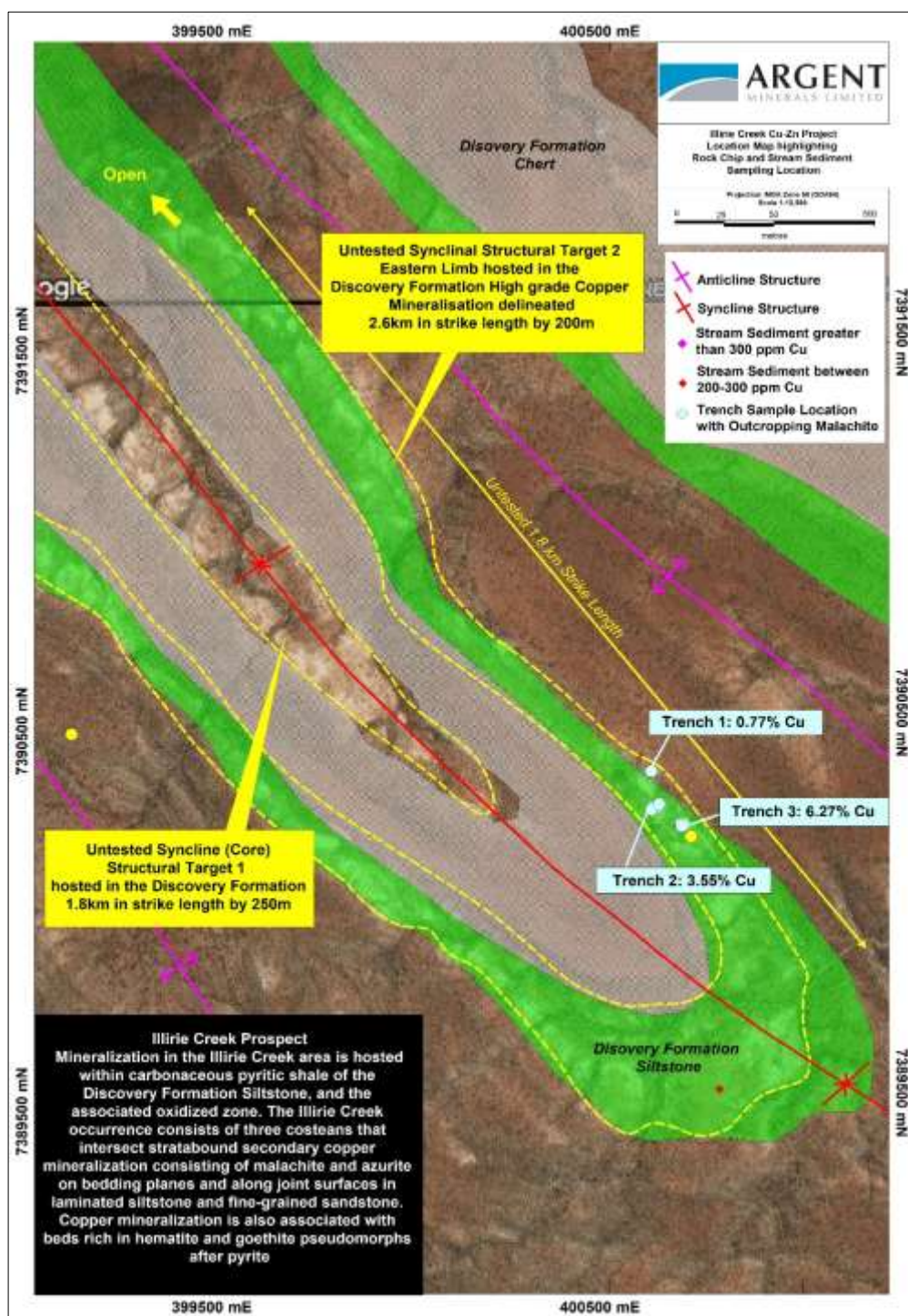


Figure 4 - Illirie Prospect showing the historical exploration results and newly defined target areas

Argent Minerals Work Conducted

From September to mid-October 2022, Argent engaged Core Geophysics Pty Ltd to conduct a detail geophysics review over the Copperhead Project. An open file search has indicated the project has generally low-resolution geophysical coverage, which reflects the under-explored nature of the area.

The available magnetic, radiometric and AEM datasets have been compiled and processed to define bedrock and surficial geology and major structures within the project. The results have been assessed against available mineral occurrences with initial target areas defined.

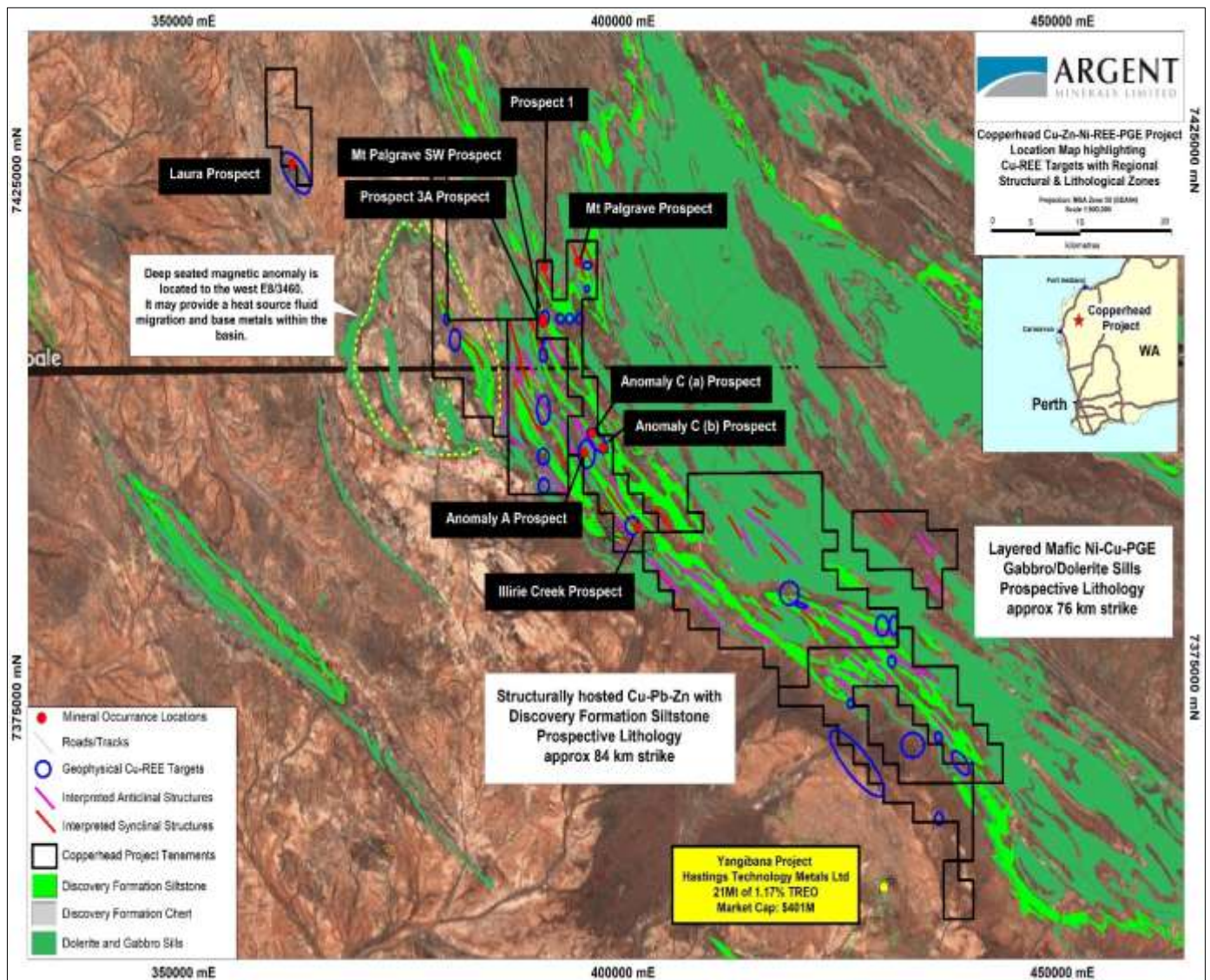


Figure 5 – Copperhead Location Map highlighting all the newly defined target areas and prospective lithological units

EXPLORATION REVIEW OVER MT DUDLEY GOLD PROJECT

The Mt Dudley Exploration Licence (EL) 5748 is located approximately 5 km northwest of the township of Trunkey, near Blayney in New South Wales. The Exploration Licence 5748 is 100% owned and operated by Argent (Kempfield) Pty Ltd a wholly owned subsidiary of Argent Minerals Limited. The project area covers three main historic workings which includes the Mt Dudley Mine, Scabben Flat workings, Golden Wattle workings and also a number of unnamed small pits.

The Mount Dudley mine was discovered in 1913 by McKellar and party, sold to Kirkman and party in approximately 1916 and thence to the Mount Dudley Mining Co (1917) who worked the mine until 1922. Recorded production was 2,268 ounces Au (70.54 kilograms) from 2,800 tons (2,845 tonnes) at an average grade 24.8 g/t. Selective mining appears to have been practiced as approximately 1,300 tonnes of vein material was raised but not treated and approximately 9,000 tonnes of vein/wallrock in the dump has not been treated.

The Scabben Flat workings were discovered prior to Department of Mineral Resources records (pre-1873) but were worked between 1893 and 1894 and from 1916-1917 for recorded production of 42 ounces Au (12.91 kilograms) from 388 tons (394 tonnes).

Argent undertook a review of the existing historical surface geochemical, geophysical and drilling data over Trunkey Creek Project. During this process, an Independent Maiden JORC 2012 Inferred Mineral Resource for the Mt Dudley Deposit has yielded **882,636t @ 1.03 g/t Au** containing **29,238 oz Gold**.

Resource constraints were interpreted using a nominal 0.30 g/t Au lower cut off. Two separate stacked south-west dipping envelopes were created (Refer to Global Mineral Resource Estimates - Table 1 and 3D Image highlighting mineralised Lodes Figure 7). The Mt Dudley estimate is reported above a cut off 0.50 g/t Au as a global resource that is not constrained by an optimised pit shell.

Table 1 - Mt Dudley Global Mineral Resource Estimate

	Classification	Volume (m3)	Tonnage	Average Grade g/t Au	Contained Metal oz Au
Total	Inferred	333,070	882,636	1.03	29,238

Geological Model

Gold mineralisation is developed over a north oriented strike length of 630m. Multiple 5-6m thick lodes form a package of up to 30m thickness that dips at 65° towards the west. The resource is modelled to depth of 95m from surface. However, the mineralization is not closed off at depth with the gold mineralised vein dipping 40° west at surface. Historical references indicate that the vein steepens to dip 55° west at depth. Collapsed stopes indicate that the vein was mined over a strike length of 75m with most of the production coming from the upper most 15m of the mine.

The mineral field extends for about 5.5 km and in general is approximately 250m in width and in other areas where the zone is up to 500m wide with over 2,900 oz Gold from small historic scale mining. Mt Dudley Gold Deposit current mineralised model has a strike length over 630m by 30m in width and extending down 95 vertical metres with mineralisation remaining open to the north and at depth. Multiple 5-6m thick gold lodes form a package of up to 30m thickness which dips at 65° towards the west. The mineralization is not closed off at depth.

The gold mineralisation is closely associated with intense altered silicified felsic volcanoclastics within quartz veining and disseminated sulphides. Mineralisation envelopes of gold vary from 1m up to 13m true thickness with the gold mineralisation striking in a north-south direction.

Significant gold intersections include:

Drillhole MD-01: 20m @ 1.47 g/t Au from 39m

Drillhole MD-09: 6m @ 2.96 g/t Au from 41m

Drillhole AMD01: 12m @ 2.25 g/t Au from 16m

Drillhole AMD05: 8m @ 1.46 g/t Au from 18m

Drillhole AMD13: 10m @ 1.05 g/t Au from 36m

Follow-up extensional resource drilling is required in the north and south portion of the main gold mineralisation zone to increase the current resource tonnage and grade. Currently, four (4) soil gold geochemical anomalies remain untested to the east of the current resource area which may potentially yield undiscovered mineralised gold-quartz lodes (Refer to Figure 6).

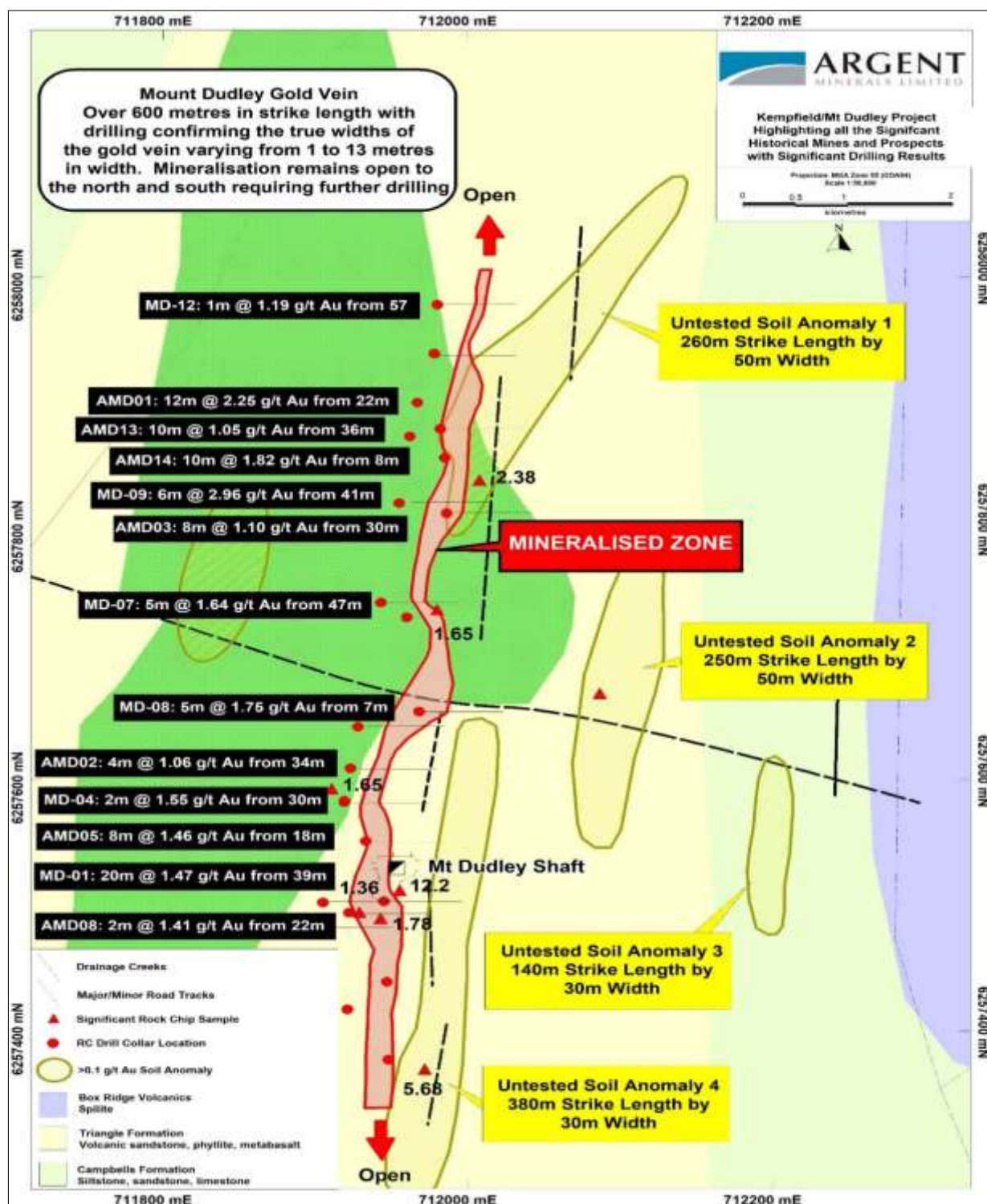


Figure 6 - Drill Plan highlighting all Historic and Current Drillholes with significant Gold Intercept

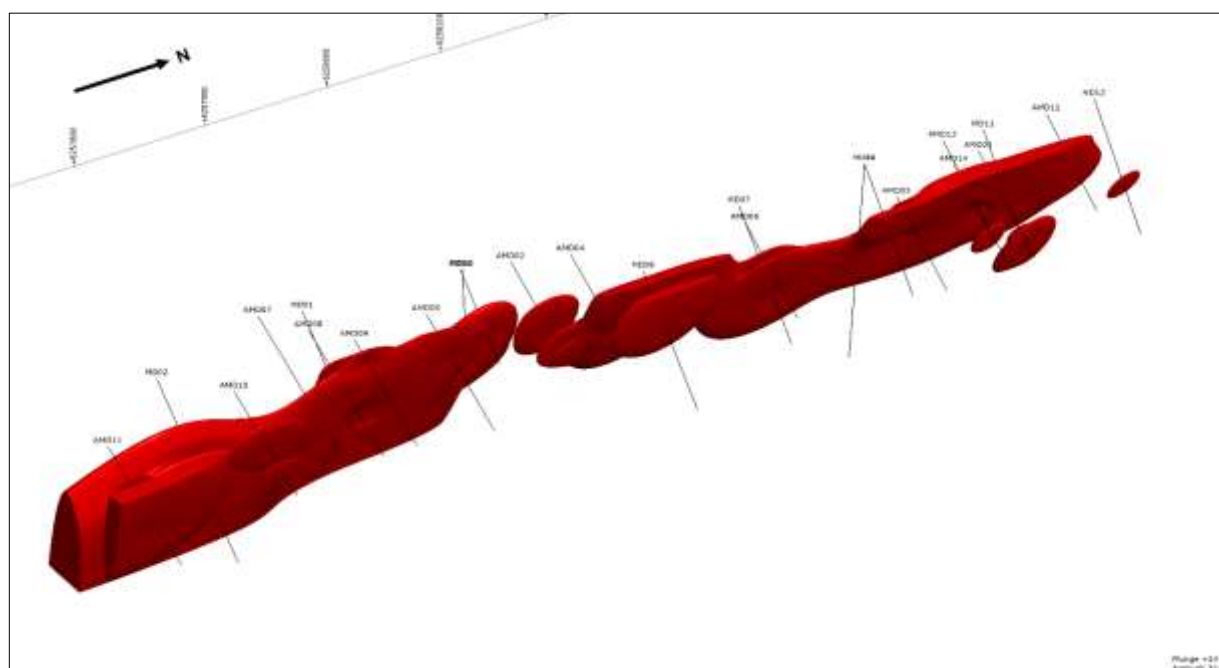


Figure 7 - Oblique view showing drillhole locations intersecting the gold mineralisation

EXPLORATION REVIEW OVER KEMPFIELD POYMETALLIC PROJECT

The Kempfield Project is located 45km SSW of Blayney and 8km west of Trunkey Creek in New South Wales. The Kempfield area first became known for barite mining which commenced in 1918 and continued periodically until the Geological Survey of NSW undertook mapping from 1971. Access to project is by 9 km of unsealed all weather road from the town of Trunkey Creek in the Evan Shire. The Kempfield Project is the Company's flagship project and is registered New South Wales State Significant Development.

Strategically Positioned in World-Class Area

The Lachlan Orogen is host to one of the largest underground gold mines in the Southern Hemisphere, Newcrest's Cadia Valley Operations. The current Cadia Valley Operations Mineral Resource comprises more than 40 million ounces of gold. The region also hosts world-class copper-gold and gold deposits (>100 Mt) such as Northparkes and Cowal.

The Kempfield deposit belongs to a peer group of volcanic-hosted massive sulphide (VHMS) deposits located at the margins of geological basins. This peer group is known as the Eastern Australian Palaeozoic VHMS Deposits and includes well-known rich deposits such as Rosebery, Que River, Hellyer, Mt. Lyell, Sunny Corner, McPhillamys, Woodlawn, Captains Flat and Thalanga (Red River Resources). The Eastern Australian Palaeozoic VHMS Deposits have been a major source of base metals in Australia over a 100-year period. The growing number of newly identified zones of the Kempfield deposit, along with the major deposit size and increasing lead, zinc, silver and gold grade trends, positions Kempfield with the significant potential to become a major provider of base and precious metals

Mineralisation

Mineralisation is hosted in stratiform and probably barite-rich horizons occurring in what appear to be a series of tight isoclinal folds. Silver, lead, zinc, gold and barite mineralisation is derived from submarine volcanic exhalations associated with the felsic volcanic activity. The geology and mineral assemblage are consistent with a distal facies of a volcanic-hosted base metals sulphide deposit (VHMS).

Seven (7) zones of barite/sulphide mineralisation have been identified over a 3 km strike length within the volcano-sedimentary sequence.

Exploration and Targets

The 2,500m RC drill programme is designed to increase the resource tonnage and grade within the main orebody and satellite mineralised lodes within the Hervey zones over a total length of 1.2 km.

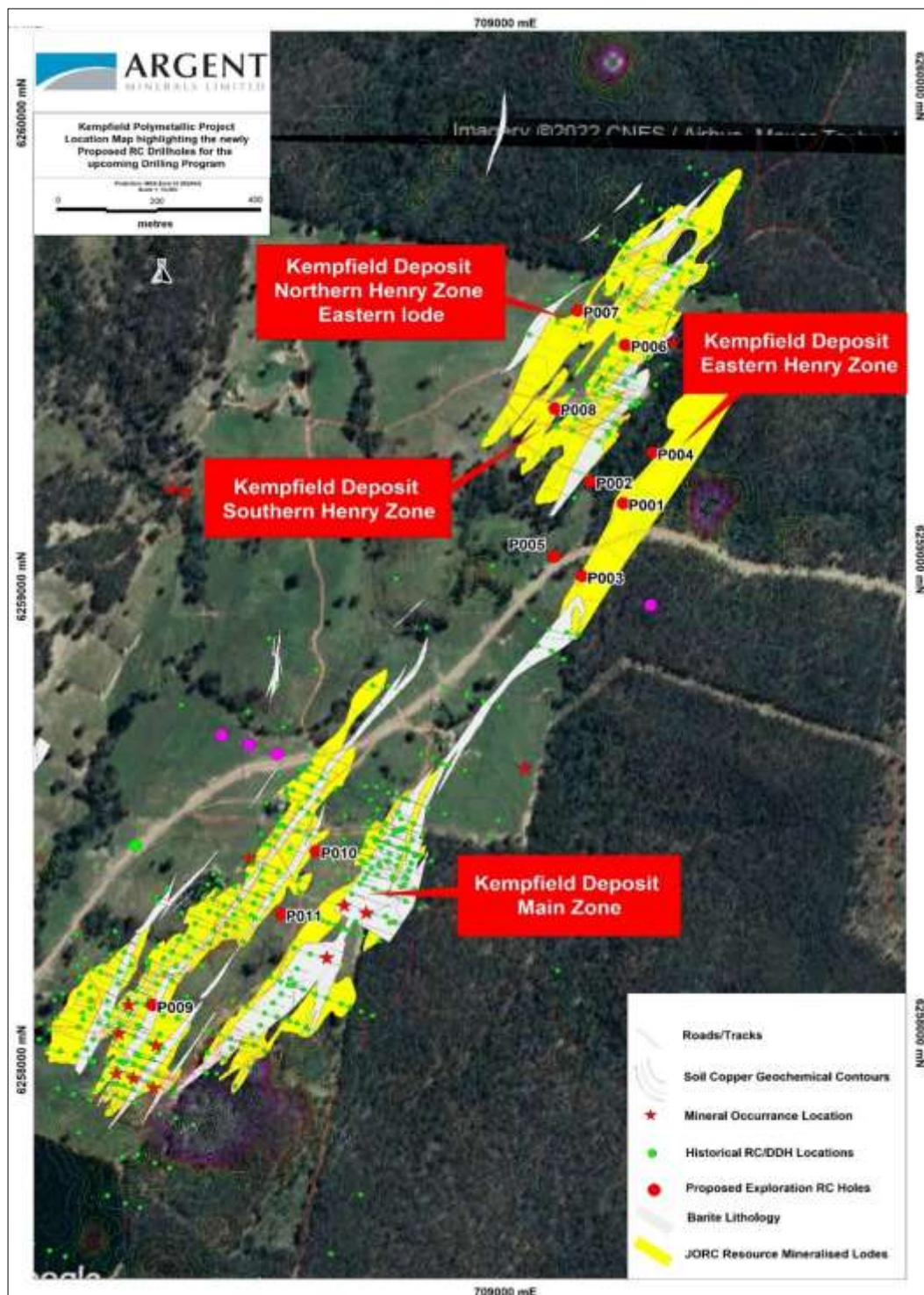


Figure 8 - Kempfield Project highlighting proposed RC drilling target areas

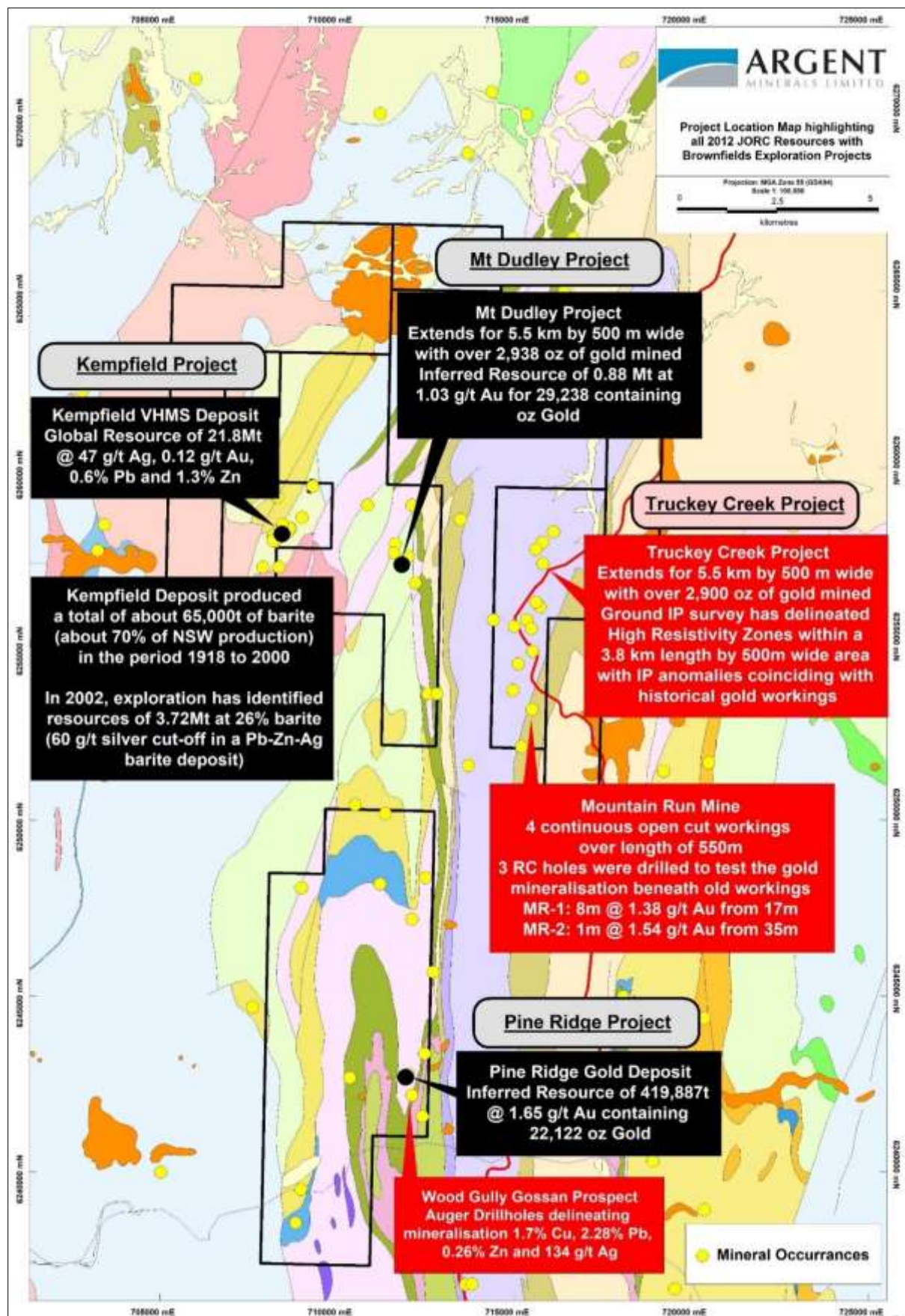


Figure 9 – Argent Minerals Ltd Kempfield Projects with highlighting the current JORC Resource with the other more advanced Project areas

CORPORATE

Acquisition of Copperhead Resources Pty Ltd

In November 2022, the Company entered into an agreement to acquire Copperhead Resources Pty Ltd which was completed on 30 November 2022.

The consideration for this acquisition was as follows:

- issue of 87,000,000 fully paid ordinary shares in the capital of the Company valued at \$1,305,000 (**Consideration Shares**) based on a deemed issue price per Consideration Share equal to \$0.015 each;
- 43.5 million free-attaching Options in the same class as those issued under the Capital Raising (**Consideration Options**), valued at \$198,509 (Refer note 7 for terms and valuation);
- the granting of a 1.5% net smelter royalty to the Copper Vendors (and/or their nominees); and
- the granting of a 2% net profits royalty to Front Row Resources Pty Ltd (ACN 601 596 187) (or its nominee).

Capital Raising

In connection with the Acquisition, the Company raised \$3,000,000 (before costs) through the issue of 200,000,000 fully paid ordinary shares (**Placement Shares**). The Placement Shares were issued together with free-attaching options (exercisable at \$0.04 and expiring 2 years from the date of issue) (**Placement Options**) on the basis of one Placement Option for every two Placement Shares issued. The Placement Shares (and Options) were issued to sophisticated or professional investors, which will be applied towards exploration on the Company's existing projects, exploration at the Copperhead Project, rent and rates at the Copperhead Project, expenses of the Acquisition and working capital (as set out below) (**Capital Raising**).

The Company engaged the services of Merchant Capital Partners Pty Ltd to manage the Capital Raising (**Lead Manager**). The Lead Manager has received a capital raising fee of 6% (plus GST) of the amount raised under the Capital Raising and (subject to Shareholder approval at a separate general meeting) 8,000,000 unlisted Options (exercisable at \$0.04 and expiring 2 years from the date of issue).

CASH POSITION

Argent's cash position on 31 December 2022 was \$3.68 million (30 June 2022: \$1.78 million).

COMPETENT PERSON STATEMENTS

The information in this report that relates to Exploration Targets and Exploration Results is based on information compiled by Pedro Kastellorizos. Mr. Kastellorizos is the Managing Director/CEO of Argent Minerals Limited and is a Member of the AusIMM of whom have sufficient experience relevant to the styles of mineralisation under consideration and to the activity being reported to qualify as a Competent Person as defined in the 2012 Edition of the Australasian Code for Reporting of Exploration Results, Mineral Resources and Ore Reserves. Mr. Kastellorizos have verified the data disclosed in this release and consent to the inclusion in this release of the matters based on the information in the form and context in which it appears.

PREVIOUSLY RELEASED INFORMATION

This Report contains information extracted from ASX market announcements reported in accordance with the 2012 edition of the "Australasian Code for Reporting of Exploration Results, Mineral Resources and Ore Reserves" (2012 JORC Code). Further details (including 2012 JORC Code reporting tables where applicable) of exploration results referred to in this Report can be found in the following announcements lodged on the ASX:

Drilling to Commence over New Drill Targets at Kempfield	19 July 2022
Maiden JORC Resource over Mt Dudley Prospect	14 September 2022
Argent Minerals Ltd Acquires 100% of Copperhead Project	31 October 2022
Argent Minerals Ltd acquires 100% of Copperhead Project in WA	31 October 2022

These announcements are available for viewing on the Company's website www.argentminerals.com.au under the Investors tab. Argent confirms that it is not aware of any new information or data that materially affects the information included in any original ASX announcement.

Argent Minerals Limited and its controlled entities Directors' Report

The Directors are pleased to submit their report on Argent Minerals Limited ("Argent" or "the Company") and its consolidated entities ("the Group") for the half-year ended 31 December 2022.

CURRENT DIRECTORS & MANAGEMENT

The names of the directors who held office during or since the end of the half-year are:

PETER MICHAEL

Non-Executive Chairman

Appointed: 16 September 2015 (appointed to Non-executive Chairman on 5 March 2021)

Peter has over 20 years' experience in the property sector encompassing the arrangement and execution of commercial and residential property transactions, land development, construction and joint venture operations utilising an extensive network of contacts throughout Australia.

Peter is currently the Managing Director of a private property development business and privately-owned Real Estate Agency. Peter is also the Managing Director of a private investment firm, based in Subiaco, specialising in developing resource exploration companies. He is also a director of a not-for-profit group that specialises in delivering exercise programs for people with diabetes in WA and Vanuatu.

PEDRO KASTELLORIZOS

Bsc Geology, MAusIMM

Managing Director/CEO

Appointed: 31 May 2022

Mr Kastellorizos has been a professional geologist with over 25 years' experience in the exploration, mining and the corporate sectors. He has worked within senior technical and executive board positions within Australia and London, with vast experience in commodities such as precious metals, battery metals, base metals, uranium, molybdenum, tungsten and industrial minerals.

In 2009, Mr Kastellorizos was the founder of Genesis Resources Ltd (ASX: GES) along with other board positions including Eclipse Metals Ltd (ASX: EPM), Batavia Mining Ltd (ASX: BTV), Regency Mines plc (LON: RGM) and groups Exploration Manager for Tennant Creek Gold Ltd (ASX: TNG) and Thor Mining plc (AIM: THOR). Mr Kastellorizos has extensive experience in taking projects from grass roots exploration plays through to development and production. Mr Kastellorizos has played major roles in overseas project acquisitions, joint ventures, capital raisings and spear headed numerous successful joint ventures in public and private mineral exploration and mining companies.

Currently, Mr Kastellorizos is a Non-Executive Director of MinRex Resources Ltd (ASX: MRR) targeting gold, base metal and battery metals exploration in Western Australia and New South Wales. Mr Kastellorizos has a Bachelor of Science Degree and is a Member of the Australasian Institute of Mining and Metallurgy (MAusIMM).

DAVID GREENWOOD**Non-Executive Director**

Appointed: 23 August 2021

Mr David Greenwood has an in-depth knowledge and more than 30 years' broad-based experience in the resources industry across a range of commodities including precious metals, base metals, industrial minerals, mineral sands, and bulk commodities. Mr Greenwood was educated in the UK and has worked internationally in the resources industry in exploration, production, marketing, business development and investment analysis. Mr Greenwood is currently MD of Orange Minerals NL (ASX: OMX) and was previously CEO of Godolphin Resources Listed (ASX: GRL). Mr Greenwood has held board positions with a number of junior resource companies and is currently a Non-Executive Director of Mantle Minerals Limited (ASX: MTL). Mr Greenwood has specific expertise in resources evaluation and financing, from exploration through to mine development, in addition to business development, minerals marketing and investor relations.

CONRAD KARAGEORGE**Non-Executive Director**

Appointed: 19 December 2022

Conrad Karageorge is a corporate adviser and resources executive with experience in precious and base metals in Australia and Africa. Conrad is the Chief Executive Officer of Amani Gold Limited (ASX:ANL) and non-executive director of NSW gold explorer Orange Minerals NL (ASX:OMX) and has degrees in law and commerce. Previous board roles include Bassari Resources as a former Non-Executive Officer.

Jonathan Busing**Company Secretary**

Appointed: 9 December 2022

Mr Busing specialises in advising ASX listed companies on compliance, mergers and acquisitions, consulting and statutory accounting requirements. Mr Busing is currently company secretary for several ASX listed entities. He is a member of Chartered Accountants Australia and New Zealand and holds a public practice certificate.

PREVIOUS DIRECTORS DURING THE REPORTING PERIOD**George Karageorge BAppSc. Geology, MAusIMM****Managing Director and Chief Executive Officer**

Appointed: 21 October 2019

Resigned: 19 December 2022

Mr Karageorge is a geologist and is a rare, base and precious metal exploration expert with over 25 years' experience in the mining sector. He has worked in senior technical and executive management roles for exploration and mining companies across the globe, including Western Mining Corporation, ASARCO, Anglo Gold Ashanti, Barrick Mines, Pilbara Minerals and Bluebird Battery Metals.

Mr Karageorge has had multiple management and technical roles as Project Geologist, Project Manager, and most recently President and Chief Executive Officer of TSX listed company Bluebird Battery Metals. He has extensive expertise in taking projects from exploration through to development and production stages.

Mr. Karageorge is best known for his role as the founding geologist and registered mine manager of lithium producer,

Pilbara Minerals Limited (ASX: PLS).

Kavi Bekarma

Company Secretary

Appointed: 20 May 2022

Resigned: 9 December 2022

Mr Bekarma is the Managing Director of TripleEight Corporate, a corporate accounting firm offering various services for listed and non-listed companies in the mining, oil and gas, technology and bio-technology sectors. Mr Bekarma is a Chartered Accountant of Australia and New Zealand, holds a Masters of Professional Accounting and a Bachelor's Degree in Management with Information Systems.

AUDITOR'S INDEPENDENCE DECLARATION

A copy of the Auditor's Independence Declaration on page 21 as required under Section 307C of the Corporations Act 2001 is attached to and forms part of the Directors' Report for the half-year ended 31 December 2022.

This report has been signed in accordance with a resolution of the directors made pursuant to section 306(3)(a) of the Corporations Act 2001 and is dated 15 March 2023.



Pedro Kastellorizos
Managing Director

DECLARATION OF INDEPENDENCE BY JARRAD PRUE TO THE DIRECTORS OF ARGENT MINERALS LIMITED

As lead auditor of Argent Minerals Limited for the half year ended 31 December 2022, I declare that, to the best of my knowledge and belief, there have been:

1. No contraventions of the auditor independence requirements of the *Corporations Act 2001* in relation to the audit; and
2. No contraventions of any applicable code of professional conduct in relation to the audit.

This declaration is in respect of Argent Minerals Limited and the entities it controlled during the period.



Jarrad Prue

Partner

BDO Audit (WA) Pty Ltd

Perth

15 March 2023

Argent Minerals Limited and its controlled entities
Consolidated Interim Statement of Profit or Loss and Other
Comprehensive Income
for the half-year ended 31 December 2022

	Note	31 December 2022 \$	31 December 2021 \$
CONTINUING OPERATIONS			
Other Income	4	-	541,818
Administration and Consultants' expenses		(260,508)	(401,173)
Depreciation expense		(29,173)	(71,427)
Employee and director expenses		(229,574)	(161,248)
Exploration and evaluation expenses	5	(1,929,337)	(251,425)
Legal expenses		(25,392)	-
Share based payment	7	(43,142)	(202,943)
Operating loss before financing income		(2,517,125)	(546,398)
Interest income		8	17
Interest expense		(25,801)	(3,815)
Net finance income		(25,793)	(3,798)
Loss before tax		(2,542,918)	(550,196)
Income tax expense		-	-
Loss for the period		(2,542,918)	(550,196)
Other comprehensive income for the period	8	30,000	770,000
Total comprehensive Income/(loss) for the period		(2,512,918)	219,804
EARNINGS PER SHARE			
Basic and diluted loss per share (cents per share)		(0.53)	(0.06)

The above consolidated statement of profit or loss and other comprehensive income should be read in conjunction with the accompanying notes.

Argent Minerals Limited and its controlled entities
Consolidated Interim Statement of Financial Position
as at 31 December 2022

	Note	31 December 2022 \$	30 June 2022 \$
CURRENT ASSETS			
Cash and cash equivalents		3,688,069	1,785,225
Trade and other receivables		29,146	76,953
Other assets		43,632	11,448
Financial assets	8	960,000	930,000
TOTAL CURRENT ASSETS		4,720,847	2,803,626
NON-CURRENT ASSETS			
Other financial assets- security deposits		131,648	141,648
Plant and equipment		248,522	260,096
Right of use asset	9	76,676	101,602
TOTAL NON-CURRENT ASSETS		456,846	503,346
TOTAL ASSETS		5,177,693	3,306,972
CURRENT LIABILITIES			
Trade and other payables		125,449	59,882
Short-term lease liability	9	31,977	31,974
R&D claims repayable	10	460,988	497,166
TOTAL CURRENT LIABILITIES		618,414	589,022
NON-CURRENT LIABILITIES			
Long-term lease liability	9	50,272	70,622
TOTAL NON-CURRENT LIABILITIES		50,272	70,622
TOTAL LIABILITIES		668,686	659,644
NET ASSETS		4,509,007	2,647,328
EQUITY			
Issued capital	6	42,430,536	38,297,590
Reserves	6	1,148,075	876,424
Accumulated losses		(39,069,604)	(36,526,686)
TOTAL EQUITY		4,509,007	2,647,328

The above consolidated statement of financial position should be read in conjunction with the accompanying notes.

Argent Minerals Limited and its controlled entities
Consolidated Interim Statement of Cash Flows
for the half-year ended 31 December 2022

	Note	31 December 2022 \$	31 December 2021 \$
CASH FLOWS FROM OPERATING ACTIVITIES			
Expenditure on mining interests		(263,967)	(894,141)
Payments to suppliers and employees		(671,602)	(297,030)
Interest received		8	17
Net cash used in operating activities		(935,561)	(1,191,154)
CASH FLOWS FROM INVESTING ACTIVITIES			
Payment (received)/for plant and equipment		58,300	(9,995)
Loan to third party		20,738	-
Net cash used in/ (provided by) investing activities		79,038	(9,995)
CASH FLOWS FROM FINANCING ACTIVITIES			
Issue of shares		2,992,824	2,985
Lease payments		(12,411)	(47,500)
Capital raising costs		(221,046)	-
Net cash from/(used) in financing activities		2,759,367	(44,515)
Net (decrease)/increase in cash and cash equivalents		1,902,844	(1,245,664)
Cash and cash equivalents at the beginning of the financial period		1,785,225	3,747,027
CASH AND CASH EQUIVALENTS AT THE END OF THE PERIOD		3,688,069	2,501,363

The above consolidated statement of cash flows should be read in conjunction with the accompanying notes.

Argent Minerals Limited and its controlled entities
Consolidated Interim Statement of Changes in Equity
for the half-year ended 31 December 2022

	SHARE CAPITAL \$	SHARE BASED PAYMENTS RESERVE \$	ASSET REVALUATION RESERVE \$	ACCUMULATED LOSSES \$	Total Equity \$
Balance as at 1 July 2022	38,297,590	466,424	410,000	(36,526,686)	2,647,328
Loss for the half-year	-	-		(2,542,918)	(2,542,918)
Other comprehensive income	-	-	30,000	-	30,000
Total comprehensive loss for the period	-	-	30,000	(2,542,918)	(2,512,918)
Transactions with owners recorded directly in equity					
Shares issued during the period	4,350,000	-	-	-	4,350,000
Share based payment	-	241,651	-	-	241,651
Share issue costs	(217,054)	-	-	-	(217,054)
Balance at 31 December 2022	42,430,536	708,075	440,000	(39,069,604)	4,509,007
Balance as at 1 July 2021	38,093,320	249,220	-	(35,216,704)	3,125,836
Loss for the half-year	-	-	-	(550,196)	(550,196)
Other comprehensive income	-	-	770,000	-	770,000
Total comprehensive loss for the period	-	-	770,000	(550,196)	219,804
Transactions with owners recorded directly in equity					
Shares issued during the period	2,985	-	-	-	2,985
Share based payment	201,284	24,659	-	-	225,943
Balance at 31 December 2021	38,297,589	273,879	770,000	(35,766,900)	3,574,568

The above consolidated statement of changes in equity should be read in conjunction with the accompanying notes.

Argent Minerals Limited and its controlled entities

Notes to the Consolidated Interim Financial Statements

for the half-year ended 31 December 2022

1. REPORTING ENTITY

Argent Minerals Limited (the 'Company') is a company domiciled in Australia. The consolidated interim financial statements of the Company as at and for the half-year ended 31 December 2022 comprise the Company and its subsidiaries (together referred to as the 'Group'). The Group is primarily engaged in mineral exploration in Australia.

The Consolidated annual financial statements of the Group as at and for the year ended 30 June 2022 are available upon request from the Company's registered office at Level 2, 7 Havelock Street, West Perth, WA 6005 or at www.argentminerals.com.au.

2. BASIS OF PREPARATION

The consolidated interim financial statements are general purpose financial statements prepared in accordance with the requirements of the Corporations Act 2001 and Australian Accounting Standard AASB 134 Interim Financial Reporting.

The consolidated interim financial report is intended to provide users with an update on the latest annual financial statements of Argent Minerals Limited. It is recommended that this interim financial report be read in conjunction with the annual financial statements of the Group for the year ended 30 June 2022, together with any public announcements made during the half-year.

These consolidated interim financial statements were approved by the Board of Directors on 15 March 2023.

Going Concern

The consolidated interim financial statements have been prepared on a going concern basis, which contemplates the realisation of assets and settlement of liabilities in the ordinary course of business.

3. SIGNIFICANT ACCOUNTING POLICIES

The accounting policies applied in these interim financial statements are the same as those applied in the Group's consolidated financial statements as at and for the year ended 30 June 2022, other than those below:

(a) Acquisition Accounting

In determining when an acquisition is determined to be an asset acquisition and not a business, significant judgement is required to assess whether the assets acquired constitute a business. In accordance with AASB 3 Business Combinations. Under AASB 3 a business is an integrated set of activities and assets that is capable of being conducted or managed for the purpose of providing a return, and consists of inputs and processed, which when applied to those has the ability to create outputs.

When an asset acquisition does not constitute a business combination, the assets and liabilities are assigned a carrying amount based on their relative fair values in an asset purchase transaction and no deferred tax will arise in relation to the acquired assets and assumed liabilities as the initial recognition exemption for deferred tax under AASB 112 applies. No goodwill will arise on the acquisition and transaction costs of the acquisition will be included in the cost of the acquisition. Where the value of the assets acquired is unable to be reliably measured, the cost of the acquisition will be measured at the fair value of consideration transferred.

Argent Minerals Limited and its controlled entities
Notes to the Consolidated Interim Financial Statements
for the half-year ended 31 December 2022

4. OTHER INCOME

	31 December 2022	31 December 2021
	\$	\$
MinRex Shares received (refer note 8)	-	520,000
Miscellaneous Income	-	21,818
Total other income	-	541,818

5. EXPLORATION AND EVALUATION EXPENSES

	31 December 2022	31 December 2021
	\$	\$
Exploration expenditures	314,292	251,425
Acquisition of Copperhead Resources Pty Ltd (i)	1,615,044	-
Total exploration and evaluation expenses	1,929,337	251,425

- (i) In November 2022 the Company entered into an agreement to acquire Copperhead Resources Pty Ltd which was completed on 30 November 2022. Total consideration for the acquisition constituted of 87,000,000 shares and 43,500,000 options with the terms as outlined in Note 7. The acquisition did not constitute a business combination given Copperhead Resources Pty Ltd did not constitute a business in accordance with AASB 3 Business Combinations. The acquisition has been valued using the fair value of equity transferred as consideration on the date of acquisition rather than the fair value of the asset acquired as it was deemed that the fair value of the exploration assets could not be reliably measured. The total value of shares issued was \$1,305,000, the total value of options issued was \$198,509 and additional costs of \$111,535 were incurred relating to the acquisition.

6. ISSUED CAPITAL

(a) Issued and paid up capital

	31 December 2022	30 June 2022
	\$	\$
At the beginning of the reporting period	38,297,590	38,093,320
Issue of shares (i)	45,000	-
Issue of shares (ii)	3,000,000	-
Issue of shares (iii)	1,305,000	-
Conversion of options (iv)	-	2,985
Issue of shares (v)	-	175,000
Issue of shares (vi)	-	26,285
Share issue costs	(217,054)	-
Balance at end of reporting period	42,430,536	38,297,590

Argent Minerals Limited and its controlled entities
Notes to the Consolidated Interim Financial Statements
for the half-year ended 31 December 2022

- (i) Issue of fully paid ordinary shares on 19 August 2022 at \$0.0178 as part payment of a fee, per the 'Box Hill' Park agreement.
- (ii) Issue of fully paid ordinary shares on 9 November 2022 at \$0.015 each pursuant to a placement to sophisticated investors of the Company.
- (iii) Issue of fully paid ordinary shares on 30 November 2022 at \$0.015 each pursuant to the acquisition of 100% of Copperhead Resources Pty Ltd, with 43,500,000 free attaching unlisted options exercisable at \$0.04 on or before 30 November 2024.
- (iv) Issue of fully paid ordinary shares on 29 October 2021 at \$0.05 each pursuant to the exercise of listed options with 29 October 2021 expiry date.
- (v) Issue of fully paid ordinary shares on 13 December 2021 at \$0.035 each to director as part of AGM approval on 30 November 2021.
- (vi) Issue of fully paid ordinary shares on 13 December 2021 at \$0.032 each as part payment of a fee.

(a) Movement in ordinary shares

	31 December 2022	30 June 2022
	Number	Number
At the beginning of the reporting period	882,730,253	876,849,124
Shares issued during the reporting period	289,528,089	5,881,129
Balance at 31 December	1,172,258,342	882,730,253

Fully paid ordinary shares carry one vote per share and carry the right to dividends.

(b) Share Based Payments Reserve

	31 December 2022	30 June 2022
	\$	\$
At the beginning of the reporting period	466,424	249,220
Share based payment expense during the period (refer to note 7)	43,142	217,204
Issue of options (refer to note 7)	198,509	-
Balance at end of reporting period	708,075	466,424

(c) Asset Revaluation Reserves

	31 December 2022	30 June 2022
	\$	\$
At the beginning of the reporting period	410,000	-
Revaluation during the period	30,000	410,000
Balance at end of reporting period	440,000	410,000

Argent Minerals Limited and its controlled entities
Notes to the Consolidated Interim Financial Statements
for the half-year ended 31 December 2022

7. SHARE BASED PAYMENTS

The share option reserve is used to record the value of equity benefits provided to Directors and executives as part of their remuneration and non-employees for their goods and services and to record the premium paid on the issue of unlisted options.

Each Performance Right is a right of the holder to acquire one fully paid ordinary share in the capital of the Company subject to the below terms and conditions.

Management evaluates estimates and judgements based on historical knowledge and best available current information. Estimates assume a reasonable expectation of future events and are based on current trends and economic data.

During the half-year, the Company incurred share-based payment expense of \$43,142 (Dec 2021: \$217,204), being the fair value expensed over management's best estimate of the vesting periods, through the issue of options and performance rights:

- (i) Issue of 3,000,000 unlisted options to directors and management exercisable at \$0.06 with 30 November 2024 expiry date,
- (ii) Issue of 19,750,000 performance rights to directors in four different classes, each with its own specific vesting milestone. The performance rights vest on the date that the performance milestone relating to the performance right has been satisfied.

The valuation of share-based payment transactions is measured by reference to fair value of the equity instruments at the date at which they are granted. The Incentive Options fair value is determined using the Black-Scholes model, taking into account the terms and conditions upon which the options were granted. The fair value of the performance rights is determined using the Barrier up and-in Trinomial Pricing Model, or the Monte Carlo simulation model taking into account the terms and conditions upon which the rights were granted.

Argent Minerals Limited and its controlled entities
Notes to the Consolidated Interim Financial Statements
for the half-year ended 31 December 2022

The following input were used for the valuation:

ITEM	INCENTIVE OPTIONS		PERFORMANCE RIGHTS							
	ARDOPT6	ARDOPT7 (i)	CLASS A	CLASS A	CLASS B	CLASS C	CLASS C	CLASS D	CLASS E	CLASS F
Fair value per option/Rights	\$0.0042	\$0.0046	\$0.034	\$0.0133	\$0.033	\$0.035	\$0.016	\$0.034	\$0.012	\$0.0117
Number of options/Rights	3,000,000	43,500,000	9,500,000	7,750,000	9,500,000	2,000,000	2,500,000	500,000	5,000,000	5,000,000
Exercise price /Target Share price	\$0.06	\$0.04	\$0.05	\$Nil	\$Nil	\$Nil	\$Nil	\$Nil	\$Nil	\$Nil
Expected volatility	85%	100%	110%	85%	110%	110%	85%	110%	85%	85%
Implied option/rights life	3 years	2 years	5 years	5 years	5 years	6 months	6 months	5 years	5 years	5 years
Expected dividend yield	Nil	Nil	Nil	Nil	Nil	Nil	Nil	Nil	Nil	Nil
Risk free rate	3.44%	3.11%	1.31%	3.59%	1.31%	3.59%	3.59%	1.31%	3.59%	3.59%
Underlying share price at grant date	\$0.016	\$0.015	\$0.035	\$0.016	\$0.035	\$0.016	\$0.035	\$0.035	\$0.016	\$0.016
Grant Date	30/11/2022	30/11/2022	30/11/2021	30/11/2022	30/11/2021	30/11/2021	30/11/2022	30/11/2021	30/11/2022	30/11/2022
Vesting Period	3 years	2 years	5 years	5 years	5 years	6 months	6 months	5 years	5 years	5 years

- (i) Issue of 43,500,000 free attaching unlisted options exercisable at \$0.04 on or before 30 November 2024 as part of the consideration on the acquisition of Copperhead Resources Pty Ltd, valued at \$198,509.

Options Vesting Conditions:

Unless the Board determines otherwise, an Option may only be exercised if, at the time of exercise, the holder remains employed or engaged by the Company.

Argent Minerals Limited and its controlled entities

Notes to the Consolidated Interim Financial Statements

for the half-year ended 31 December 2022

Performance rights vesting conditions:

Name	Performance Milestones
Class A Incentive Performance Rights	The volume weighted average price of the Company's shares on ASX over 20 consecutive trading days (on which the Shares have been traded) being at least \$0.050.
Class B Incentive Performance Rights	The volume weighted average price of the Company's shares on ASX over 20 consecutive trading days (on which the Shares have been traded) being at least \$0.055.
Class C Incentive Performance Rights	Vest six months after the date of grant.
Class D Incentive Performance Rights	Vest six months after the date of grant and the volume weighted average price of the Company's shares on ASX over 20 consecutive trading days (on which the Shares have been traded) being at least \$0.045.
Class E Incentive Performance Rights	The volume weighted average price of the Company's shares on ASX over 20 consecutive trading days (on which the Shares have been traded) being at least \$0.060.
Class F Incentive Performance Rights	The volume weighted average price of the Company's shares on ASX over 20 consecutive trading days (on which the Shares have been traded) being at least \$0.080.

There is a service condition attached over the life of the performance rights.

8. FINANCIAL ASSETS

	31 December 2022	30 June 2022
	\$	\$
At the beginning of the reporting period	930,000	-
Shares received from ASX Listed Company	-	520,000
Revaluation movement during the period	30,000	410,000
Balance at end of reporting period	960,000	930,000

9. LEASE

On 7 May 2022, Argent Minerals Limited entered into an office lease arrangement with a 36-month term with an option to extend for an additional 12 months. Annual Rent is \$30,000 with a fixed increase of 5% from exercising of the option. The right of use asset has been assessed at an incremental borrowing rate of 5%.

Argent Minerals Limited and its controlled entities
Notes to the Consolidated Interim Financial Statements
for the half-year ended 31 December 2022

9.1 Lease Liabilities

Lease liabilities are presented in the statement of financial position as follows:

	31 Dec 2022	30 Jun 2022
	\$	\$
Current	31,977	31,974
Non-current	50,272	70,622
	82,249	102,596

9.2 Right-of-use Assets

	31 Dec 2022	30 Jun 2022
	\$	\$
Office-right-of-use	99,545	241,014
Less: Accumulated depreciation	(22,869)	(139,412)
Carrying value at 31 December 2022	76,676	101,602

Reconciliation

	31 Dec 2022	30 Jun 2022
	\$	\$
Opening balance as at 1 July 2022	101,602	225,218
Disposal	-	(135,380)
Additions	-	106,872
Adjustment	(7,327)	
Depreciation expense	(17,599)	(95,108)
Total	76,676	101,602

\$1,980 interest expense in relation to leasing liabilities has been incurred for the half year ending 31 December 2022.

Argent Minerals Limited and its controlled entities

Notes to the Consolidated Interim Financial Statements

for the half-year ended 31 December 2022

10. R&D CLAIMS REPAYABLE

	31 December 2022	30 June 2022
	\$	\$
R&D Claim repayable	<u>460,988</u>	<u>497,166</u>

On 23 December 2019, Argent announced that the AusIndustry Independent Internal Review issued negative findings on the R&D Claims made by the Company for the 2015/16 and 2016/17 financial years (R&D Claims). The law provides the Company with full rights to a multi-stage review and dispute resolution process, with the rights of appeal to both the Administrative Appeals Tribunal (AAT) and thereafter the Federal Court.

On 24 January 2020, the Commissioner agreed to the proposal submitted by Argent whereby the Company continues to make nominal \$5,000 monthly payments. As announced on the 22nd May 2020, Argent entered into a negotiated arrangement with the ATO around the settlement of the amounts, with a payment plan to be agreed. The Company will need to consider how payment can be made within the shortest possible timeframe whilst taking into account its financial position. Currently, the Company is still under the arrangement to make \$5,000 monthly payment.

At 31 December 2022, a provision for \$460,988 has been recognised equal to the amount repayable (including general interest charges) in relation to the R&D claim for the 2016 and 2017 financial year. The Company will look to resolve a final payable amount with the ATO over the next 12 months.

11. SUBSEQUENT EVENTS

On 3 March 2023, the Company issued 2,222,881 fully paid ordinary shares to Consultant on the conversion of invoices totalling \$37,200 on a 20-day VWAP \$0.016735 and 2,000,000 fully paid ordinary shares on the vesting of 2,000,000 Class C Performance Rights.

Except for the above, no other matters or circumstances have arisen since the end of the reporting period, which significantly affected or may significantly affect the operations of the Group, the results of those operations, or the state of affairs of the Group in future financial years.

12. ESTIMATES AND ASSUMPTIONS

The preparation of financial statements in conformity with AIFRS requires the use of certain critical accounting estimates. It also requires management to exercise its judgment in the process of applying the Group's accounting policies. The areas involving a higher degree of judgment or complexity, or areas where assumptions and estimates are significant to the financial statements have not changed since the last annual reporting date, except for note 7 Share Based Payments.

13. OPERATING SEGMENTS

The Group operates in predominantly one business and geographical segment, being mineral exploration in Australia.

Argent Minerals Limited and its controlled entities
Notes to the Consolidated Interim Financial Statements
for the half-year ended 31 December 2022

14. CONTINGENCIES AND COMMITMENTS

The Group has no exploration commitments as at 31 December 2022 (30 June 2022: Nil). However, in order to retain the rights of tenure to its granted tenements, the Company is required to meet the minimum statutory expenditure requirements but may reduce these at any time by reducing the size of the tenements.

Pursuant to a Binding Term Sheet for an Option to Purchase "Box Hill" Farm ("Agreement") and subject to the Company meeting the Option terms and exercising the Option, the Company will be required to pay \$3m to the Sellers for the Land and Farm Assets after which the Company would also have to bear the costs to arrange and manage the construction of a new house and out-buildings at the Sellers property.

Upon acquiring Copperhead Resources Pty Ltd, Argent Minerals Limited is liable to provide to the following vendors (or their respective nominee), a 1.5% net smelter royalty, in respect of each of the tenements E09/2532, E09/2517, E08/3369, E09/2625, E08/3460 E09/2622, E08/3463, E09/2683 and E08/3001. Such royalty is to be divided as follows:

- (i) a one-third part if the NSR to Monarch Royalties Pty Ltd;
- (ii) a one-sixth part of the NSR to Glen William Goulds;
- (iii) a one-sixth part of the NSR to Phillip Hall as Trustee for Hall Trust; and
- (iv) a one-third part of the NSR to Creekwood Nominees Pty Ltd

Upon acquiring Copperhead Resources Pty Ltd, Argent Minerals Limited is liable to provide to Front Row Resources (or its nominee) a 2% net smelter royalty, in respect of tenement EL 08/3001.

At the date of this report, the net smelter royalty agreements have not yet been finalised. There were no other contingent liabilities as at 31 December 2022 (30 June 2022: nil).

15. RELATED PARTIES

Key management personnel and director transactions

A number of key management persons, or their related parties, hold positions in other entities that result in them having control or joint control over the financial or operating policies of those entities.

These entities transacted with the Group during the half-year as follows:

- As per note 7, Directors and management were issued options and shares performance rights as approved by shareholders at the AGM on 30 November 2022.

Argent Minerals Limited and its controlled entities Directors' Declaration

In the opinion of the Directors of Argent Minerals Limited ('the Company'):

- (a) The interim financial statements and notes set out on pages 22 to 34 are in accordance with the Corporations Act 2001 including:
 - (i) giving a true and fair view of the Group's financial position as at 31 December 2022 and of its performance for the half-year ended on that date; and
 - (ii) complying with Australian Accounting Standard AASB 134 'Interim Financial Reporting' and the Corporations Regulations 2001; and
- (b) there are reasonable grounds to believe that the Company will be able to pay its debts as and when they become due and payable.

This report has been signed in accordance with a resolution of the directors pursuant to section 303(5)(a) of the Corporations Act 2001 and is dated 15 March 2023.



Pedro Kastellorizos
Managing Director

INDEPENDENT AUDITOR'S REVIEW REPORT

To the members of Argent Minerals Limited

Report on the Half-Year Financial Report

Conclusion

We have reviewed the half-year financial report of Argent Minerals Limited (the Company) and its subsidiaries (the Group), which comprises the consolidated statement of financial position as at 31 December 2022, the consolidated statement of profit or loss and other comprehensive income, the consolidated statement of changes in equity and the consolidated statement of cash flows for the half-year ended on that date, a summary of significant accounting policies and other explanatory information, and the directors' declaration.

Based on our review, which is not an audit, we have not become aware of any matter that makes us believe that the accompanying half-year financial report of the Group does not comply with the *Corporations Act 2001* including:

- (i) Giving a true and fair view of the Group's financial position as at 31 December 2022 and of its financial performance for the half-year ended on that date; and
- (ii) Complying with Accounting Standard AASB 134 *Interim Financial Reporting* and the *Corporations Regulations 2001*.

Basis for conclusion

We conducted our review in accordance with ASRE 2410 *Review of a Financial Report Performed by the Independent Auditor of the Entity*. Our responsibilities are further described in the *Auditor's Responsibilities for the Review of the Financial Report* section of our report. We are independent of the Company in accordance with the auditor independence requirements of the *Corporations Act 2001* and the ethical requirements of the Accounting Professional and Ethical Standards Board's APES 110 *Code of Ethics for Professional Accountants (including Independence Standards)* (the Code) that are relevant to the audit of the annual financial report in Australia. We have also fulfilled our other ethical responsibilities in accordance with the Code.

We confirm that the independence declaration required by the *Corporations Act 2001* which has been given to the directors of the Company, would be the same terms if given to the directors as at the time of this auditor's review report.

Responsibility of the directors for the financial report

The directors of the Company are responsible for the preparation of the half-year financial report that gives a true and fair view in accordance with Australian Accounting Standards and the *Corporations Act 2001* and for such internal control as the directors determine is necessary to enable the preparation of the half-year financial report that gives a true and fair view and is free from material misstatement, whether due to fraud or error.



Auditor's responsibility for the review of the financial report

Our responsibility is to express a conclusion on the half-year financial report based on our review. ASRE 2410 requires us to conclude whether we have become aware of any matter that makes us believe that the half-year financial report is not in accordance with the *Corporations Act 2001* including giving a true and fair view of the Group's financial position as at 31 December 2022 and its financial performance for the half-year ended on that date and complying with Accounting Standard AASB 134 *Interim Financial Reporting* and the *Corporations Regulations 2001*.

A review of a half-year financial report consists of making enquiries, primarily of persons responsible for financial and accounting matters, and applying analytical and other review procedures. A review is substantially less in scope than an audit conducted in accordance with Australian Auditing Standards and consequently does not enable us to obtain assurance that we would become aware of all significant matters that might be identified in an audit. Accordingly, we do not express an audit opinion.

BDO Audit (WA) Pty Ltd

A handwritten signature in black ink, appearing to read 'J Prue', is written over a faint, larger 'BDO' watermark.

Jarrad Prue

Director

Perth

15 March 2023