



June 2025 Quarterly Report

HIGHLIGHTS

Ferké Gold Project

- Phase 2 diamond core program completed, comprising an 8-hole program for 2,306m of drilling
- Phase 3 diamond core program brought forward, and commenced immediately after Phase 2 based on quality of results and confirmation of the presence of a robust and quickly expanding gold system
- Assays results announced through quarter were highly encouraging, including **230m @ 1.2g/t gold and 87m @ 1.68g/t including 29m @ 3.46g/t gold**
- Drilling accelerated in the reporting period with a third drill rig (2nd diamond core drill) added to the project for the June quarter to accommodate increases in Phase 3 planning
- Binding agreement executed to acquire an application for exploration permit covering Ferké South
- In addition, 3,390m of a 6,000m RC drilling campaign initiated and the final 82 holes of a 172-hole air core drilling campaign completed, with assays pending

Odienné Gold Project

- Initial RC drill campaign completed, comprising a 32-hole program for 3,794m drilled - assays pending

Baga Gold Project

- Company has elected to maintain its existing 24-month exclusive option to acquire up to 100% of the Baga Gold Project
- Systematic soil sampling campaign underway, with results expected in the December quarter

Corporate

- A\$8.5M cash at hand as of 30 June 2025
- Post quarter, the Company completed a A\$13.5 million equity raise

Many Peaks Minerals Limited (ASX:MPK) (**Many Peaks** or **the Company**) is pleased to provide the Quarterly Activities Report for the period ending 30 June 2025. In this reporting period the Company commenced soil geochemistry surveys at the Baga Project, completed 16,256m of drilling in diamond core, air core, and reverse circulation (**RC**) drilling at the Ferké Gold Project (**Ferké**) and completed 3,794m of RC at the Odienné Gold Project (**Odienné**). Since the acquisition of projects in mid-2024, the Company has progressed an aggressive exploration programme with 44,123m of reconnaissance and targeted follow-up drilling across Ferké and Odienné.

New exploration results announced in the quarter included diamond core assays from the first 19 drill holes, totalling 6,246m of the >13,000m of diamond core planned in the ongoing drilling diamond drill campaigns at Ferké.

The Phase 3 diamond drilling and reconnaissance RC drilling both continue into the September quarter, with the planned scope of work regularly increased as assay and visual results expand the extent of targeting at Ferké. A summary of results, ongoing exploration activity and planned work is provided by project area below.

Ferké Project: Positive results and drilling accelerated

At the start of the quarter, Many Peaks commenced the phase 2, immediately followed by phase 3 diamond drilling campaigns at the Ferké Gold Project in Côte d'Ivoire. Both campaigns target a mineralised shear zone intersecting a southerly plunging mineralised intrusion body. The intrusion is granodiorite, approaching tonalite in composition and is intersected along 350m strike extent in drilling down to 300m below surface. The mineralised intrusion is pervasively mineralised, and ranges from a few meters in width at its margins up to 95m estimated true thickness.

The Phase 2 diamond core program comprised an 8-hole program for 2,306m of drilling completed, focused on:

- 1) Extending the bulk tonnage, intrusion hosted gold mineralisation along the south plunging shoot identified in Phase 1 drill results;
- 2) Defining continuity of high-grade structures trending within the mineralised intrusion body; and
- 3) Extensions along strike of the mineralised shear zones north and south.

A planned phase 3 diamond core campaign was brought forward based on the Phase 1 and 2 results, and planned phase 3 drilling immediately followed the phase 2 campaign, and a 2nd diamond drill was added from May through early July at Ferké to further accelerate an increased scope of work for the Phase 3 drill campaign.

This follows Many Peaks initial diamond drill test at Ferké completed in the previous quarter (Phase 1 campaign) that intersected extensions both along strike and down plunge at the Ouarigue prospect. Ouarigue is located central to the >16km long Leraba gold trend at Ferké. The phase 1 results intersected a previously undetected high-grade gold shoot within the mineralised zone, which returned **25m @ 14.8g/t gold** from 116m drill depth in FNDC021, and also provided proof of concept for extension of the bulk tonnage target along a southerly plunge to previous shallow drilling.

In addition, a 172-hole air core reconnaissance drilling campaign was completed on priority targets generated in recent auger sampling at Ferké, with air core drill assays pending. The air core drilling is complemented by a RC drilling campaign commenced in May, targeting the multiple priority auger geochemistry targets.

Diamond Drill Results – Ouarigue South

The east-west line of drilling at 1,065,500 northing (Figure 1 / Section C-C') included 3 of the 8 diamond core holes completed in Phase 2 which supported a proof of concept for a southerly plunge to the mineralised granodiorite intrusion, delivering significant extensions to mineralisation at Ouarigue, and prompted additional drilling in the increased Phase 3 campaign.

Phase 3 extensional drilling is in progress, however early results support further extensional drill plans. Diamond core hole FNDC042 completed in the reporting period on a 110m down-dip step and intersected favourable geology (refer to ASX release dated 15 July 2025) located down-dip of below FNDC030 that intersected **72.21m @ 2.11g/t gold** from 233.85m including **30.8m @ 3.95g/t gold** (refer to ASX release dated 20 May 2025). FNDC042 is pending assay results at the time of reporting but highlights the potential of open mineralisation from approximately 300m vertical depth to merit further extensional drilling now planned for the September quarter.

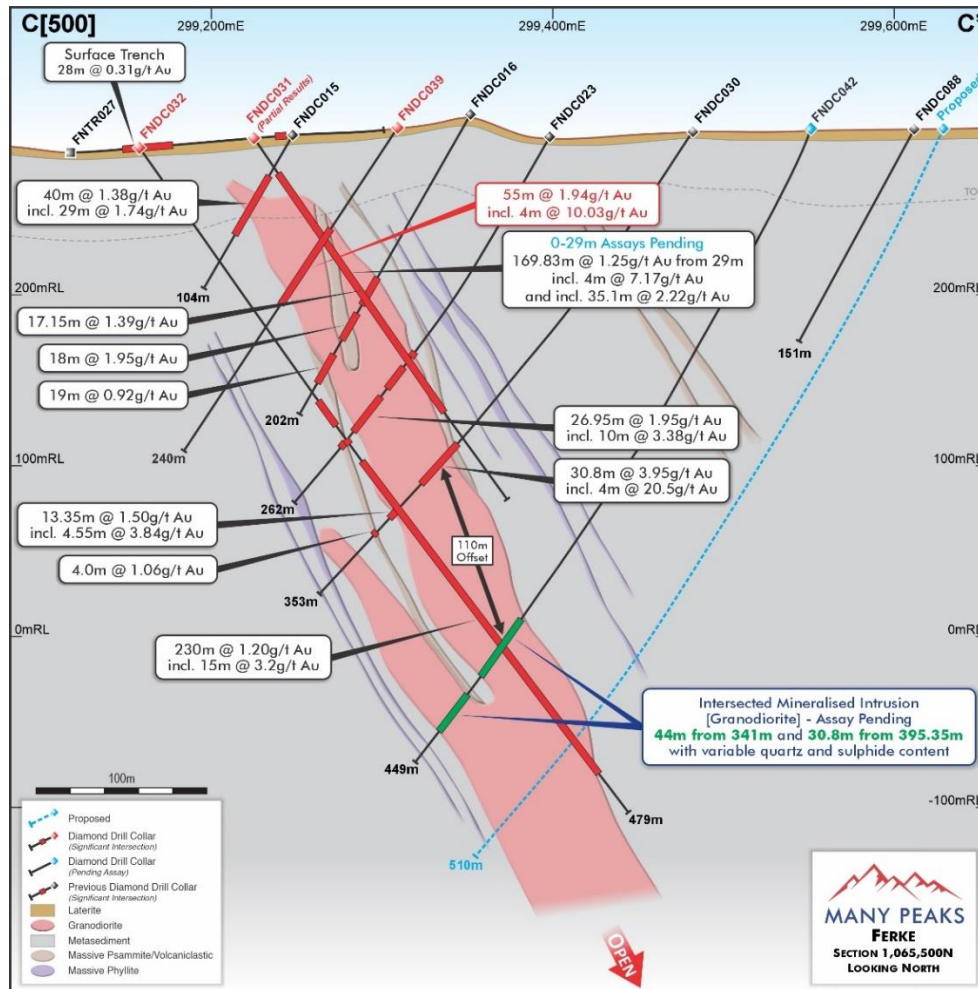


Figure 1 | Cross Section 1,065,500N (refer to Figure 1 for location on plan map) with interpreted geometry of intrusions and location of significant intercepts in drilling

Phase 2 Diamond Core Results

In addition to the down-plunge extension of gold mineralisation, and increasing grades with depth outlined in FNDC023 and FNDC042 in Figure 1, The phase 2 drilling also included several holes on alternate drill orientations to assess mineralisation observed on both east and west dipping veinlets within the mineralised granodiorite intrusion body.

DD hole FNDC031 intersected **169.83m @ 1.25g/t gold** including **4m @ 7.17g/t gold**. The broader interval demonstrates continuity of gold mineralisation, and the higher grade interval of **4m @ 7.17g/t gold** aligns with the projection of the 'high-grade structural target' located 100m north in hole FNDC021 that returned **25m @ 14.8g/t gold** (refer to ASX announcement dated 17 March 2025), which was hosted within a broader interval of **107m @ 4.13g/t gold** (Figure 2). Further drilling is planned, however initial tests indicate potential for continuity of a higher grade, steeply dipping structural zone (or zones) within the broader moderately east dipping mineralised intrusion body.

FNDC032 intersected **230m @ 1.2g/t gold** from 225m drill depth. The extensive intercepts correspond to an estimated 55 to 70m true width zone of intrusion hosted mineralisation. FNDC031 and FNDC032 together demonstrate down-dip continuity of gold mineralisation extending from surface to up to 380m vertical depth, with further assays and drilling required to estimate true widths below 240m vertical depths.

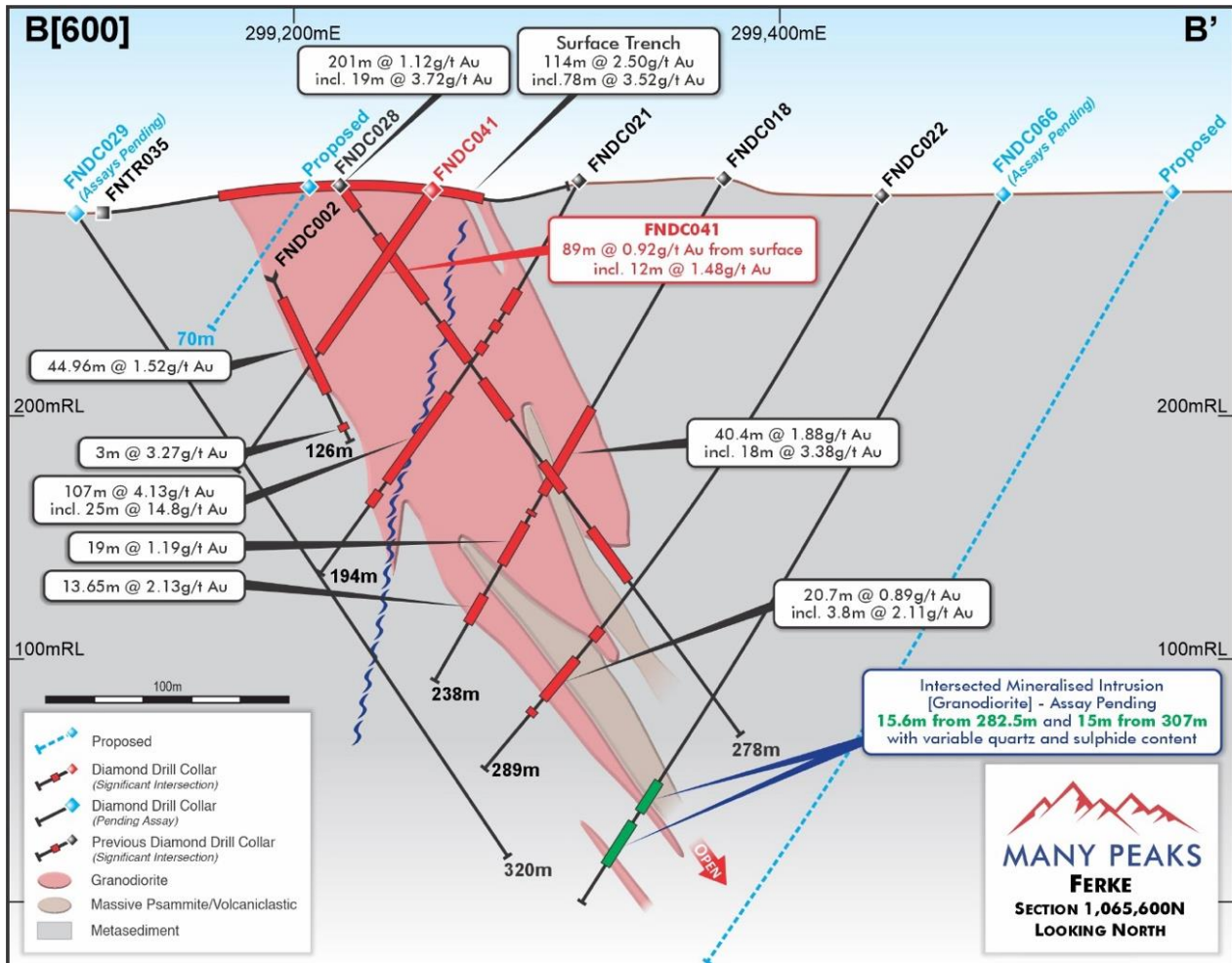


Figure 2 | Cross Section 1,065,450N (refer to Figure 5 for location on plan map) with interpreted geometry of intrusions and location of significant intercepts in drilling

Additional Diamond Drilling at Ferké

The tenor and scale of results from Phase 1 and 2 campaigns confirmed the presence of a robust and quickly expanding gold system within the mineralised granodiorite intrusion at Ferké, and justified an acceleration in exploration. Further diamond drilling was planned and the phase 3 program regularly increased, with results for phase 3 drilling released both during and post quarter, and with a significant number of assays pending, with diamond core drilling ongoing post the reporting period, including the completion of FNDC066 (Figure 2) targeting the mineralised shear zone beneath the main mineralised granodiorite body, and pending assay at the time of reporting.

Overall, Phase 3 results have delivered marked increases in volume in both extension and infill drilling, adding to the viability of a bulk tonnage target evolving at Ferké. Central to the mineralised zone confirmed in previous drilling, drill hole FNDC041 intersected a 95m true width zone of mineralised intrusion, locally a 26% increase over the previously interpreted width, bolstering the model further (refer to ASX release dated 15 July 2025).

Ferké diamond drilling assays announced post quarter (Figure 3, and refer to ASX release dated 15 July 2025) include:

- 87m @ 1.67g/t gold from 221m, including 29.0m @ 3.46g/t gold from 224.0m – FNDC038
- 84m @ 1.53g/t gold from 58m, including 2m @ 18.1g/t gold from 83m and 8m @ 2.11g/t gold from 158m, including 2m @ 7.43g/t gold – FNDC040
- 55.0m @ 1.94g/t gold from 68m, including 4.0m @ 10.03g/t gold from 76.0m – FNDC039
- 89m @ 0.92g/t gold, including 12.0m @ 1.48g/t gold from surface – FNDC041
- 11.0m @ 0.87g/t gold from 191m and 5m @ 1.27g/t gold from 217m – FNDC044

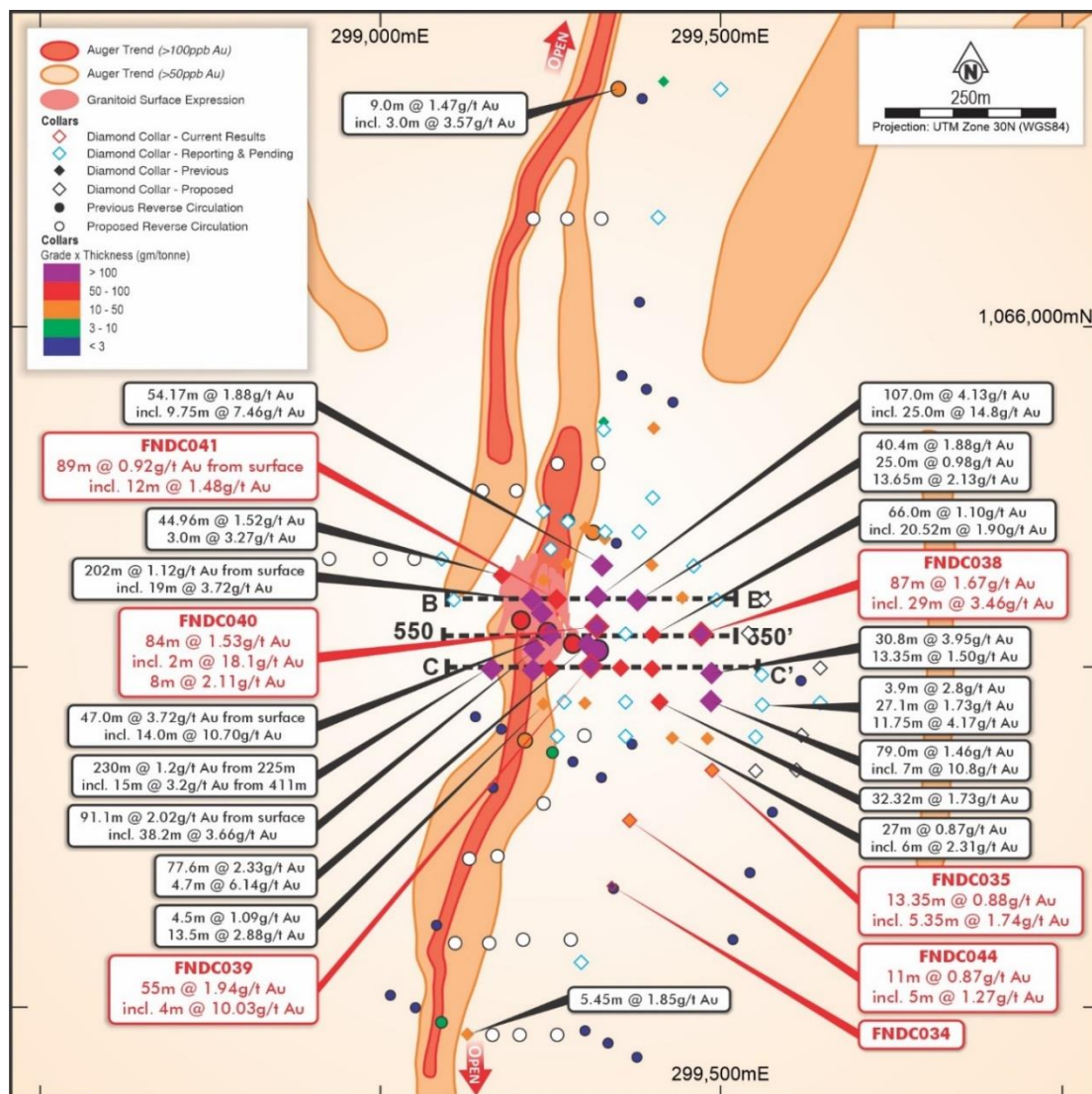


Figure 3 | Zoom-in Map of Ouarigue South prospect mineralised corridor with location of previously reported drilling

Ferké South Project: Binding Agreement Executed

Post quarter, Many Peaks announced its 100% owned subsidiary Ferke South Holdings Pty Ltd had entered a binding agreement with Magic Mineral Structure SARL (MMS) and MMS' shareholders, securing exclusive rights to earn up to an 80% ownership interest in MMS, a privately held Ivorian entity that holds an application for an exploration permit covering approximately 221km², located immediately south of the Company's flagship Ferké Gold project.

The addition of Ferké South will represent a 125% increase to the mineralised corridor held at Ferké (additional ~20km extent), and a 74% increase to the size of the Ferké project to 521km², subject to grant of tenure, increasing the Company's interest-holdings in Côte d'Ivoire to an aggregate 2,140km².

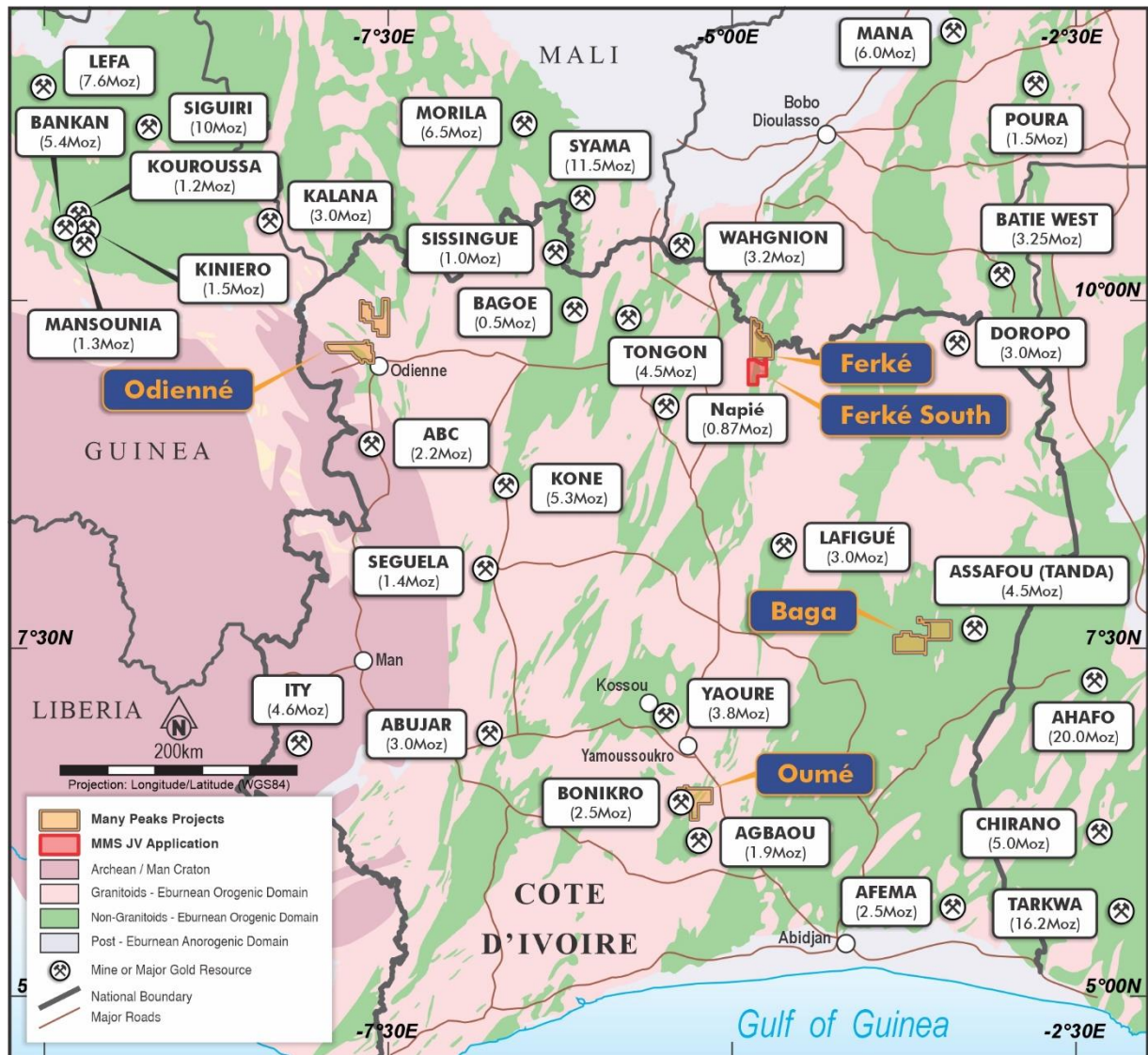


Figure 4 | Many Peaks Project Locations - Côte d'Ivoire

Odienné Project: RC campaign conducted

The Company's Odienné project covers a 30km extent of gold anomalism in surface geochemistry associated with the Sassandra Fault corridor (refer to ASX release dated 26 March 2024). The Sassandra corridor hosts significant mineralisation along the Archean craton margin, with multiple recent discoveries in Côte d'Ivoire along extensions of the fault corridor to the south of Many Peaks' Odienné project and is associated with several developing gold deposits to the west in neighbouring Guinea.

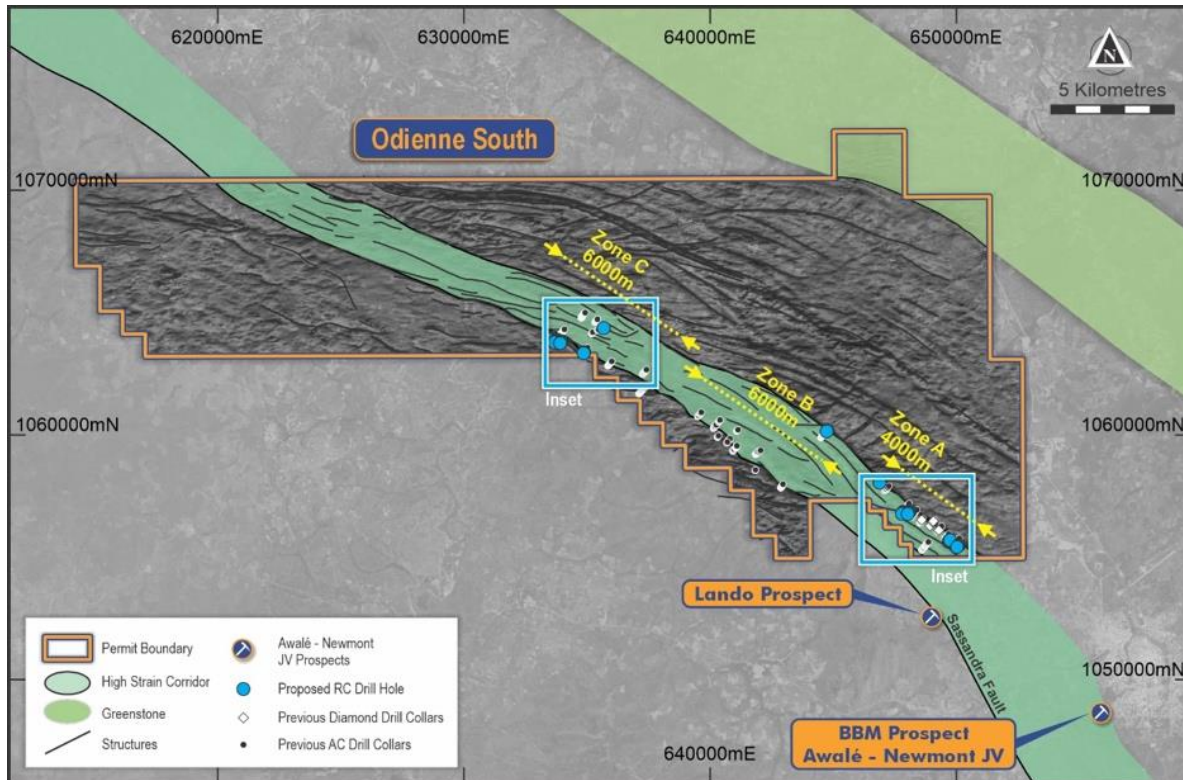


Figure 5 | Odienné South permit with planned RC drill collar locations

An RC drilling campaign was conducted at the Odienné Gold Project in northwest Côte d'Ivoire during the quarter. The initial 3,749m phase of RC drilling represents an important step in our systematic exploration approach at Odienné. The air core program gave us several compelling targets that warranted follow-up to better frame anticipated ground geophysical survey work and narrow down the extent of targets for systematic drilling within the extensive mineralised corridor extending through the Odienné district.

Baga Gold Project retained

The Baga Gold Project covers a strategic land position within the Birimian greenstone belts of West Africa, a region well-endowed with world-class gold deposits. Initial fieldwork completed by Many Peaks has identified encouraging structural and geological features warranting follow-up investigation.

Systematic surface soil geochemistry survey programmes have been initiated, with all results pending. The Company will continue advancing exploration activities during its 24-month option period and further updates will be provided as results and progress milestones are achieved.

The Company announced post quarter it had elected to maintain its 24-month option on an exclusive right to acquire up to 100% of the Baga Gold Project and will proceed with a 12-month option fee to maintain the option (refer to ASX announcement dated 27 June 2024).

The decision to maintain the option over the Baga Gold Project aligns with the Company's strategic focus on gold exploration in Côte d'Ivoire. Early work is progressing across the vast landholding, and this payment allows the Company to continue building its geological understanding ahead of more advanced exploration efforts.

Corporate: \$13.5 million equity raise

Post quarter, the Company completed a A\$13.5 million equity raise from a restricted group of pre-existing high-net-worth investors and institutional investors in the Company. The Company received firm commitments for a placement of 18,750,000 new fully paid ordinary shares at a price of A\$0.72 per New Share.

The Placement price represented a 5% premium to the Company's 15-day VWAP through the close of trading on Tuesday, 15 July 2025. The Placement, co-managed by Blackwood Capital Pty Ltd, and Canaccord Genuity (Australia) Ltd was heavily supported, with applications being scaled back to an agreed A\$13.5 million total.

Placement Details

- Tranche 1: 16,606,667 Placing Shares (A\$11,956,800) will be issued using the Company's 25% placement capacity pursuant to ASX Listing Rules 7.1 and 7.1A.
- Tranche 2: 2,143,333 Placing Shares (A\$1,543,200) will be issued in Tranche 2 of the Placement. This tranche will comprise of the following:
 - i. 1,388,889 new ordinary shares to be issued under the Company's existing placement capacity pursuant to ASX Listing Rule 7.1; and
 - ii. 754,444 new ordinary shares proposed to be issued to Directors, which will be subject to shareholder approval at a general meeting expected to be held in August 2025.

Use of Funds

The capital raised by the issue of New Shares will be used to complete drilling and studies for preparation of the Company's inaugural Mineral Resource Estimate, to initiate extensive exploration following the granting of the Ferké South Exploration Licence Application, fund costs of the offer, working capital and corporate and administrative costs.

Financial Commentary

The Quarterly Cashflow Report for the period ending 30 June 2025 provides an overview of the Company's financial activities.

- The Company is in a strong financial position with A\$8.5 million in cash at the end of the quarter. This was further strengthened by the post quarter Placement of A\$13.5 million.
- Expenditure on exploration during the reporting period amounted to A\$2.85 million and included ongoing drilling and exploration programmes and related field expenses primarily relating to diamond drilling at the Ferké Gold Project and completion of RC drilling at the Odienné Project.
- Payments for administration and corporate costs amounted to A\$207k. The aggregate amount of payments to related parties and their associates included in the June Quarter cash flows, as per Item 6.1 from the Appendix 5B from operating activities was A\$70k comprising Director and consulting fees and remuneration (including superannuation) and the total amount paid to related parties and their associates, as per Item 6.2 from the Appendix 5B from investing activities was A\$41k comprising Director and consulting fees and remuneration.

- Ends -

This announcement has been approved for release by the Board of Many Peaks Minerals Limited

For further information, please contact:

Travis Schwertfeger

Managing Director

T: +61 (8) 9480 0429

E: info@manypeaks.com.au

Alex Cowie

Investor Relations/Media

NWR Communications

E: alexc@nwrcommunications.com.au

No New Exploration Information

This announcement contains references to prior exploration results, which have been cross-referenced to previous market announcements made by the Company. There is no new exploration information in this announcement. The Company confirms that it is not aware of any new information or data that materially affects the information included in the relevant market announcements.

Competent Person Statement

The information in this report that relates to Exploration Results is based on information compiled by Mr Travis Schwertfeger, who is a Member of The Australian Institute of Geoscientists. Mr Schwertfeger is the Managing Director for the Company and has sufficient experience which is relevant to the style of mineralisation and type of deposits under consideration and to the activity which he is undertaking to qualify as a Competent Person as defined in the JORC 2012 Edition of the 'Australasian Code for Reporting of Exploration Results, Mineral Resources and Ore Reserves'. Mr Schwertfeger consents to their inclusion in the report of the matters based on his information in the form and context in which it appears.

Forward Looking Statements

This announcement contains 'forward-looking information' that is based on the Company's expectations, estimates and projections as of the date on which the statements were made. This forward-looking information includes, among other things, statements with respect to the Company's business strategy, plans, development, objectives, performance, outlook, growth, cash flow, projections, targets and expectations, mineral reserves and resources, results of exploration and related expenses. Generally, this forward-looking information can be identified by the use of forward-looking terminology such as 'outlook', 'anticipate', 'project', 'target', 'potential', 'likely', 'believe', 'estimate', 'expect', 'intend', 'may', 'would', 'could', 'should', 'scheduled', 'will', 'plan', 'forecast', 'evolve' and similar expressions. Persons reading this announcement are cautioned that such statements are only predictions, and that the Company's actual future results or performance may be materially different. Forward-looking information is subject to known and unknown risks, uncertainties and other factors that may cause the Company's actual results, level of activity, performance, or achievements to be materially different from those expressed or implied by such forward-looking information.

APPENDIX A - Mining tenements

Mining tenements held at the end of June 2025 quarter:

Project	Location	Tenement	Interest at end of quarter
Baga	Côte d'Ivoire	PR815	100% ¹
Baga	Côte d'Ivoire	PR816	100% ¹
Ferké North	Côte d'Ivoire	PR367	65% ²
Ferké South	Côte d'Ivoire	Application 0850	0% ³
Odienné	Côte d'Ivoire	PR865	65% ²
Odienné	Côte d'Ivoire	PR866	65% ²
Oumé (Beriboukro)	Côte d'Ivoire	PR464	65% ²
Aska Lithium	Labrador & Newfoundland	035267M	100%
Aska Lithium	Labrador & Newfoundland	035268M	100%
Aska Lithium	Labrador & Newfoundland	035270M	100%
Aska Lithium	Labrador & Newfoundland	035271M	100%
Aska Lithium	Labrador & Newfoundland	035272M	100%

Note 1: The Company retains an exclusive option to acquire a 100% interest in the Tenements subject to the key terms and conditions precedent as outlined in the ASX release dated 27 June 2024 and 1 July 2025.

Note 2: The Company's wholly-owned Ivorian subsidiary (PD-CI SARL) is party to a joint venture with Gold Ivoire Minerals SARL (GIV Joint Venture) in Cote d'Ivoire in which the Ivorian subsidiary has earned a 65% interest and the Company now retains an exclusive right to earn-in to an 85% interest for the group of projects by sole funding any project within the four exploration permits in Cote d'Ivoire to feasibility study. (Refer to ASX Announcement dated 8 May 2024.)

Note 3: The Company retains an exclusive option to earn-in to an incorporated joint venture that holds an application for a single exploration permit in Côte d'Ivoire subject to grant of the permit, earning into equity ownership of the Ivorian entity holding the permit in stages (up to 80% interest by sole funding to a bankable feasibility study) per the terms of the terms of the Earn-in and Joint Venture Agreement (refer to ASX announcement dated 3 July 2025.)

Mining tenements acquired during the June 2025 quarter:

Project	Location	Tenement	Interest at end of quarter
Ferké South	Côte d'Ivoire	Application 0850	0% ³

Mining tenements disposed during the June 2025 quarter:

None Applicable

Beneficial percentage interests held in farm-in or farm-out agreements:

Project	Location	Tenement	Registered Owner	Structure and Ownership
Ferké North	Côte d'Ivoire	PR367	Gold Ivoire Minerals SARL	65% (earning to 85%)
Odienné	Côte d'Ivoire	PR865	Gold Ivoire Minerals SARL	65% (earning to 85%)
Odienné	Côte d'Ivoire	PR866	Gold Ivoire Minerals SARL	65% (earning to 85%)
Oumé (Beriboukro)	Côte d'Ivoire	PR464	Gold Ivoire Minerals SARL	65% (earning to 85%)
Ferké South	Côte d'Ivoire	Application - 0850	Magic Minerals Structure SARL	0% (earning to 51% and up to 80%)

Beneficial percentage interests in farm-in or farm-out agreements acquired or disposed:

None Applicable

Appendix 5B

Mining exploration entity or oil and gas exploration entity quarterly cash flow report

Name of entity

Many Peaks Minerals Limited

ABN

13 642 404 797

Quarter ended ("current quarter")

30 June 2025

Consolidated statement of cash flows		Current quarter \$A'000	Year to date (12 months) \$A'000
1.	Cash flows from operating activities		
1.1	Receipts from customers	-	60
1.2	Payments for		
	(a) exploration & evaluation	-	-
	(b) development	-	-
	(c) production	-	-
	(d) staff costs	-	-
	(e) administration and corporate costs	(207)	(918)
1.3	Dividends received (see note 3)	-	-
1.4	Interest received	89	191
1.5	Interest and other costs of finance paid	-	-
1.6	Income taxes paid	-	-
1.7	Government grants and tax incentives	-	-
1.8	Other (provide details if material)	-	-
1.9	Net cash from / (used in) operating activities	(118)	(667)
2.	Cash flows from investing activities		
2.1	Payments to acquire or for:		
	(a) entities	-	(60)
	(b) tenements	-	-
	(c) property, plant and equipment	(50)	(188)
	(d) exploration & evaluation	(2,848)	(5,451)
	(e) investments	-	-
	(f) other non-current assets	-	-
2.2	Proceeds from the disposal of:		
	(a) entities	-	-
	(b) tenements	-	50

Consolidated statement of cash flows		Current quarter \$A'000	Year to date (12 months) \$A'000
	(c) property, plant and equipment	-	-
	(d) investments	-	-
	(e) other non-current assets	-	-
2.3	Cash flows from loans to other entities	-	-
2.4	Dividends received (see note 3)	-	-
2.5	Other (provide details if material)	-	-
2.6	Net cash from / (used in) investing activities	(2,898)	(5,649)

3.	Cash flows from financing activities		
3.1	Proceeds from issues of equity securities (excluding convertible debt securities)	1,263	8,601
3.2	Proceeds from issue of convertible debt securities	-	-
3.3	Proceeds from exercise of options	632	939
3.4	Transaction costs related to issues of equity securities or convertible debt securities	(91)	(553)
3.5	Proceeds from borrowings	-	-
3.6	Repayment of borrowings	-	-
3.7	Transaction costs related to loans and borrowings	-	-
3.8	Dividends paid	-	-
3.9	Other (provide details if material)		
	Proceeds from shares not yet issued	89	167
3.10	Net cash from / (used in) financing activities	1,893	9,154

4.	Net increase / (decrease) in cash and cash equivalents for the period		
4.1	Cash and cash equivalents at beginning of period	9,591	5,630
4.2	Net cash from / (used in) operating activities (item 1.9 above)	(118)	(667)
4.3	Net cash from / (used in) investing activities (item 2.6 above)	(2,898)	(5,649)
4.4	Net cash from / (used in) financing activities (item 3.10 above)	1,893	9,154
4.5	Effect of movement in exchange rates on cash held	-	-
4.6	Cash and cash equivalents at end of period	8,468	8,468

5.	Reconciliation of cash and cash equivalents at the end of the quarter (as shown in the consolidated statement of cash flows) to the related items in the accounts	Current quarter \$A'000	Previous quarter \$A'000
5.1	Bank balances	5,448	1,571
5.2	Call deposits	3,020	8,020
5.3	Bank overdrafts	-	-
5.4	Other (provide details)	-	-
5.5	Cash and cash equivalents at end of quarter (should equal item 4.6 above)	8,468	9,591

6.	Payments to related parties of the entity and their associates	Current quarter \$A'000
6.1	Aggregate amount of payments to related parties and their associates included in item 1	70
6.2	Aggregate amount of payments to related parties and their associates included in item 2	41

Note: if any amounts are shown in items 6.1 or 6.2, your quarterly activity report must include a description of, and an explanation for, such payments.

7.	Financing facilities <i>Note: the term "facility" includes all forms of financing arrangements available to the entity. Add notes as necessary for an understanding of the sources of finance available to the entity.</i>	Total facility amount at quarter end \$A'000	Amount drawn at quarter end \$A'000
7.1	Loan facilities		
7.2	Credit standby arrangements		
7.3	Other (please specify)		
7.4	Total financing facilities		
7.5	Unused financing facilities available at quarter end		
7.6	Include in the box below a description of each facility above, including the lender, interest rate, maturity date and whether it is secured or unsecured. If any additional financing facilities have been entered into or are proposed to be entered into after quarter end, include a note providing details of those facilities as well.		

8.	Estimated cash available for future operating activities	\$A'000
8.1	Net cash from / (used in) operating activities (item 1.9)	(118)
8.2	(Payments for exploration & evaluation classified as investing activities) (item 2.1(d))	(2,848)
8.3	Total relevant outgoings (item 8.1 + item 8.2)	(2,966)
8.4	Cash and cash equivalents at quarter end (item 4.6)	8,468
8.5	Unused finance facilities available at quarter end (item 7.5)	-
8.6	Total available funding (item 8.4 + item 8.5)	8,468
8.7	Estimated quarters of funding available (item 8.6 divided by item 8.3)	2.8
<i>Note: if the entity has reported positive relevant outgoings (ie a net cash inflow) in item 8.3, answer item 8.7 as "N/A". Otherwise, a figure for the estimated quarters of funding available must be included in item 8.7.</i>		
8.8	If item 8.7 is less than 2 quarters, please provide answers to the following questions:	
8.8.1	Does the entity expect that it will continue to have the current level of net operating cash flows for the time being and, if not, why not?	
Answer: N/A		
8.8.2	Has the entity taken any steps, or does it propose to take any steps, to raise further cash to fund its operations and, if so, what are those steps and how likely does it believe that they will be successful?	
Answer: N/A		
8.8.3	Does the entity expect to be able to continue its operations and to meet its business objectives and, if so, on what basis?	
Answer: N/A		
<i>Note: where item 8.7 is less than 2 quarters, all of questions 8.8.1, 8.8.2 and 8.8.3 above must be answered.</i>		

Compliance statement

- 1 This statement has been prepared in accordance with accounting standards and policies which comply with Listing Rule 19.11A.
- 2 This statement gives a true and fair view of the matters disclosed.

Date: 25 July 2025

Authorised by: The Board of Many Peaks Minerals Limited
(Name of body or officer authorising release – see note 4)

Notes

- 1 This quarterly cash flow report and the accompanying activity report provide a basis for informing the market about the entity's activities for the past quarter, how they have been financed and the effect this has had on its cash position. An entity that wishes to disclose additional information over and above the minimum required under the Listing Rules is encouraged to do so.
- 2 If this quarterly cash flow report has been prepared in accordance with Australian Accounting Standards, the definitions in, and provisions of, AASB 6: *Exploration for and Evaluation of Mineral Resources* and AASB 107: *Statement of Cash Flows* apply to this report. If this quarterly cash flow report has been prepared in accordance with other accounting standards agreed by ASX pursuant to Listing Rule 19.11A, the corresponding equivalent standards apply to this report.
- 3 Dividends received may be classified either as cash flows from operating activities or cash flows from investing activities, depending on the accounting policy of the entity.
- 4 If this report has been authorised for release to the market by your board of directors, you can insert here: "By the board". If it has been authorised for release to the market by a committee of your board of directors, you can insert here: "By the [name of board committee – eg Audit and Risk Committee]". If it has been authorised for release to the market by a disclosure committee, you can insert here: "By the Disclosure Committee".
- 5 If this report has been authorised for release to the market by your board of directors and you wish to hold yourself out as complying with recommendation 4.2 of the ASX Corporate Governance Council's *Corporate Governance Principles and Recommendations*, the board should have received a declaration from its CEO and CFO that, in their opinion, the financial records of the entity have been properly maintained, that this report complies with the appropriate accounting standards and gives a true and fair view of the cash flows of the entity, and that their opinion has been formed on the basis of a sound system of risk management and internal control which is operating effectively.