

CPT Global Limited and Controlled Entities

ABN 16 083 090 895

Annual Financial Report

for the year ended 30 June 2015

Chairman's Statement

Dear Fellow CPT Global Shareholder,

CPT Global's performance in the 2015 financial year fell well short of expectations recording an unacceptable loss. This was primarily as a result of the weaker performance of our international operations and in particular the European business which experienced lengthy delays in the commencement of a major new contract. Operating conditions in Australia remained challenging but the business was profitable and new customer relationships continued to be established. CPT's international business struggled to convert its extensive pipeline of new business opportunities into sustainable revenue streams. This was disappointing given the progress made last year in smoothing the lumpiness of our international projects. However, despite our poor performance in 2015 CPT remains committed to a return to profitability and to deliver better financial performance through capitalising on our significant ongoing global business development activities.

CPT's strategy is to grow IT service revenue in all our regions, improve our margins and control costs. The sale of our specialist IT services requires a dedicated, intensive and time consuming marketing effort which remains a high priority for our Managing Director Gerry Tuddenham and his business development team. Over the past year CPT has established sales partnership arrangements with BMC Software (www.bmc.com) and Compuware (www.compuware.com) which are expected to generate new revenue in the year ahead. Furthermore, in light of our poor recent performance, all costs are being closely examined to ensure that CPT can generate a profit going forward. While the international economic environment is slowly improving the long and often frustrating sales cycle for our services offshore continues to impact on the predictability of our financial performance. The opportunity to leverage CPT's unique skills on a global basis with the potential prize of serving many of the world's most significant companies remains a desirable objective but we recognise that we must ensure that our business remains profitable.

Our Australian operations experienced their toughest market conditions in many years with falling revenue and margins in all regions. Despite commencing work with 7 new clients the revenue from our major clients in Australia was lower overall although half of our top ten clients are still based here. The Australian operations remain focused on the sale of profitable business and in providing many of the skilled IT experts required to resource our international business. The more stable and reliable contribution from our Australian business remains important to CPT's future and efforts will continue to ensure that revenue is sustained despite the challenging market conditions.

After the improved performance and returns in 2014 from our long term investment in the international operations it was extremely disappointing to experience a significant downturn in both their revenue and profit contribution. Revenue fell well short of last year in North America and a loss was recorded for the year. Our focus is on converting the many current prospects into sales and to closely control our costs. The European operations were significantly affected by the delay in the commencement of a major new contract and recorded a loss for the year. Work on this contract has since commenced and action taken to better position CPT when such delays occur. The partnerships established recently with BMC Software and Compuware are showing some early positive signs but it will also be important for CPT to generate revenue from existing prospects. While the strategy of leveraging CPT's unique IT skills in international markets remains sound we are planning a better way to grow and provide a more consistent and sustained stream of revenue and profits which are now all the more attractive as the Australian dollar weakens. Our aim is for our international operations to remain profitable at all times recognising that the sales cycle is lengthy and revenue often lumpy. Despite the difficulties experienced in 2015 CPT's offshore operations generated almost half of our total revenue and five of our top ten clients are major international companies. While CPT's activities in Asia are modest we continue to build some worthwhile client relationships through the region and plan for Asia to become a growing contributor to our business over time. Likewise our work in South America will be conducted on an opportunistic basis where the potential profit contribution justifies our time commitment there.

In 2015 our revenue was down by around 27% with falls across all our regions but most significantly in Europe and North America. CPT recorded a 2015 net loss after tax of \$5.1m compared to a net profit after tax \$2.2m in 2014.

As a result of this loss CPT will not pay a dividend for the 2015 financial year. CPT ended the financial year with cash of \$0.5m and net debt of \$0.4m.

Chairman's Statement

While 2015 has been a disappointing year I would like to thank my fellow directors and all of CPT Global's staff, under the tireless leadership of our Managing Director, Gerry Tuddenham, for their unrelenting efforts on CPT's behalf in often difficult and challenging conditions. Our strong team of technically skilled, long term loyal staff and consultants, remain committed to serving our clients' needs globally and to producing results of which we can all be proud. Despite the setback in 2015 I remain confident that CPT's shareholders' patience will in time be rewarded through more sustainable and attractive returns generated from our global business.



Fred S. Grimwade
Chairman

Managing Director's Review

Fellow Shareholders,

The 2015 financial year was a very difficult year for CPT as the Australian region dealt with the reduced IT spend of major clients, the European and North American regions experienced significant delays in the commencement of major projects and the contract at a major client in North America came to an end.

With our three major regions dealing with declining revenue simultaneously and our margins declining with the delays in commencing risk/reward contracts and the continued push to commoditise some IT services, a perfect storm resulted and CPT incurred a loss after tax of \$5.1 million.

The result is particularly disappointing as the loss was largely incurred in the international business into which CPT has invested heavily for growth in recent years.

We remain optimistic, however for FY2016 as our strategic alliances with BMC Software (www.bmc.com) and Compuware (www.compuware.com) will provide CPT with enhanced sales capability and market coverage across Europe, North and South America, Asia and Australia. These alliances are opening the doors to some of the large companies, some of which are bigger than any of our current clients. CPT and our alliance partners are working closely together to maximise the mutually beneficial opportunities and joint marketing and sales campaigns continue to be rolled out.

Operating and Financial Review

International Operations

In Europe two large risk/reward contracts concluded in the first half of FY2015 and were expected to be replaced by two new risk/reward contracts in the second half of FY2015. Both of these contracts have experienced significant delays. One of these contracts, with an Italian bank, commenced phase two in April 2015 and will be completed during the 2016 financial year. The second contract, with a global bank's UK operations, will now be undertaken on a time and materials basis, however, the scope of the project has been expanded and is planned to commence in September. A phase one risk/reward project was completed at a French Bank in May. The scope of the phase two risk/reward project is under negotiation with a start date expected in October.

Investment was made in the North American business to enhance its business development and service delivery capabilities, however, delays in commencing new client engagements was an issue throughout the year. Three major contracts were planned to commence in the second half of FY2015. One started in June, the second started in July and the third is now planned for September. Revenue from CPT's largest US client declined in FY2015 due to factors outside CPT's control and our risk/reward contract with this client has been converted to a time and materials contract. While CPT will continue to earn revenue from this client through to 31 December 2015, the monthly revenue is well short of historic levels.

In the first quarter of FY2016 project activity at CPT's major Canadian client will increase due to new contracted projects, and a risk/reward contract is expected to commence at a Canadian bank in September.

CPT's challenge continues to be the smoothing of its revenue streams, as the timing of large contracts has a significant impact on revenue levels. The first half of FY2015 highlighted this challenge, as the conclusion of three large client risk/reward engagements were not replaced by new engagements, resulting in revenue reduction.

CPT's Asian and South American business continue to be tightly managed, with engagements being undertaken on a case by case basis and client relationships continue to be enhanced.

Australian Operations

The Australian IT market conditions continue to be tight with pressure on rates and margins. The Victorian election added to this as state government projects were temporarily 'shelved' leading up to the election. One of these projects, a significant CPT state government engagement remains on hold. Whilst CPT expects the Australian operational performance to strengthen due to the increased opportunities within the finance sector and the re-emergence of state and federal government projects, the benefits did not materialise during FY2015.

Although CPT commenced engagements with seven new clients and significantly increased revenue at a large client, the financial gains from these assignments were more than offset by three large clients significantly reducing their use of CPT services, as they undertook their own cost reduction and off shoring initiatives. As a result, CPT's Australian revenue fell by 21% from FY2014.

Rather than compete on price and sacrifice margins, CPT's strategy remains to protect existing margins by selectively taking on engagements which provide value to its clients.

Managing Director's Review

During the year CPT enhanced its sales and delivery capability to leverage the provision of its financial services expertise across all of its finance clients. This has led to a greater level of client engagement with the large financial institutions, a significant increase in revenue earned from a top 5 client and the stabilising of revenue in two large clients that had reduced their IT spend with CPT.

Financial Results

CPT Global's revenue for the year ended 30 June 2015 was \$28.2 million, a 26.6% decrease on the previous year's revenue of \$38.4 million.

CPT Global's net loss after tax for the year ended 30 June 2015 was \$5.1 million, a decrease of \$7.3 million on the 30 June 2014 result.

The loss was made up of:

	\$ millions
Goodwill Impairment	2.4
Unrealised FX loss transferred from FX translation reserve	1.1
Loss from operations	1.6
Net loss after tax	5.1

The unrealised FX loss was recognised in the Foreign Currency Translation Reserve in prior financial years as they arose on the translation of intercompany debtors and creditors that were considered part of the net investment CPT Global Limited had made in subsidiaries. During the 2015 financial year, CPT and its subsidiaries settled the intercompany debtor and creditor accounts such that they no longer form part of the net investment in subsidiaries. For this reason the foreign exchange losses related to the debtor and creditor accounts have been recycled through the Statement of Comprehensive Income to retained earnings. The foreign currency gains and losses realised on settling the intercompany debtors and creditors are recognised in the net loss.

The loss for the year was due to:

1. a 21% reduction in revenue in Australia from the 2014 financial year. Three of CPT's top five clients reduced their IT spend with CPT while the increase in IT spend with CPT from the remaining two clients was not sufficient to cover the reductions. Despite the drop in revenue, the Australian operations made a profit before tax for the financial year;
2. a 43% reduction in revenue in Europe from the 2014 financial year due to significant delays in commencing two new risk/reward contracts;
3. a 27% reduction in revenue in North America from the 2014 financial year due to client delays in commencing three new contracts and the reduction in monthly revenue at CPT's largest client in North America as the contract reached completion during the financial year;
4. a \$2.4 million dollar impairment of goodwill in the Australian cash generating unit; and
5. recycling \$1.08 million dollars of unrealised foreign exchange losses recognised in the Foreign Currency Translation Reserve through the Statement of Comprehensive Income.

Basic earnings per share amounted to -13.77 cents per share (diluted earnings -13.62 cents per share).

CPT Global's balance sheet reflected net tangible assets of \$4.3 million as at 30 June 2015 (\$6.3 million at 30 June 2014). CPT's net cash outflow for the financial year resulted in a decline in net cash holdings to \$0.5 million at 30 June 2015 (\$2.4 million 30 June 2014).

Strategy

CPT's strategy is to provide a return to investors commensurate with the risk of the investment by growing IT service revenue in all our regions, improving our margins and controlling costs.

Our sales strategy for the international business is to leverage the partnership arrangements with BMC Software and Compuware to provide CPT with enhanced sales capacity, capability and reach as well as using our own sales capability to generate new clients and expand and cross-sell in existing clients.

Our sales strategy in Australia is focused on 'blue chip' companies which maintain large IT environments, with a particular

Managing Director's Review

focus on financial institutions, government and semi-government organisations and expanding CPT's footprint in existing clients by cross selling value added services. During FY2015 we enhanced our business development capability in financial institutions and government with the appointment of dedicated business development personnel. CPT will continue to provide high value solution based services which focus on quality outcomes rather than commoditised, easy transferrable services. CPT will remain selective with respect to the projects it undertakes and not be enticed by competitive lower margin projects. This will ultimately support the maintenance of good margins.

In light of our poor performance, the cost base and structure of the business is being examined to improve the businesses ability to respond to challenging times and the lumpy nature of risk/reward projects.

Our People

CPT maintains a truly flexible workforce in terms of the number of resources available and the locations they work around the world. While each CPT location maintains a nucleus of professionals to provide clients with ongoing contact, resources are augmented from the global resource pool and the Capacity Planning and Performance Tuning Centre of Excellence in Australia, to suit client and project needs. CPT staff are continually kept abreast of technical developments through focus group contact, structured training programs and informal training sessions. This ensures capabilities are maintained at the appropriate level. All of this has led to our enhanced ability to deliver a better service more efficiently on a global scale.

Outlook


We expect a return to profitability in FY2016 as both the International and Australian business performance should improve. International operations will be bolstered by the commencement of a number of new projects early in the first half and the global business will benefit from enhanced market coverage resulting from the strategic alliances CPT has established with BMC Software and Compuware. Margins will recover due to risk/reward contracts although the Australian business will continue to experience pressure on margins.

In Europe, the second phase of a risk/reward engagement that commenced in FY2015 is expected to provide a steady flow of profitable revenue throughout the financial year and strong cash flows from the second quarter. This should be complimented by the commencement of another phase two risk/reward engagement at a French bank. A significant time & materials engagement with a global financial institution is expected to commence in October and provide recurrent monthly revenue and cash flow.

In North America, CPT will benefit from two risk/reward engagements expected to commence in September and November and the commencement of work at a number of new clients. This will be complemented by increased project activity at CPT's largest Canadian client and two US clients.

The Asian and South American markets will continue to be monitored carefully with projects being undertaken on more of a reactive basis in the short term.

The Australian operational performance is expected to strengthen due to the increased opportunities within the finance sector and the re-emergence of state and federal government projects.



Gerry Tuddenham
Managing Director

Contents

Corporate Governance Statement	7
Directors' Report	12
Auditors Independence Declaration	20
Consolidated Statement of Comprehensive Income	21
Consolidated Statement of Financial Position	22
Consolidated Statement of Changes in Equity	23
Consolidated Statement of Cash Flows	24
Notes to the Financial Statements	25
Directors' Declaration	62
Independent Audit Report	63
Corporate Information	65
ASX Additional Information	66

Corporate Governance Statement

The Board of Directors of CPT Global is responsible for the corporate governance of the group. The Board guides and monitors the business and affairs of CPT Global on behalf of the shareholders by whom they are elected and to whom they are accountable.

The format of the Corporate Governance Statement is based on the Australian Stock Exchange Corporate Governance Council's (the Council's) "Corporate Governance Principals and Recommendations" (the Recommendations). In accordance with the Council's recommendations, the Corporate Governance Statement must contain certain specific information and must disclose the extent to which the company has followed the guidelines during the period. Where a recommendation has not been followed, that fact is disclosed, together with the reasons for the departure.

CPT Global's Corporate Governance Statement is structured with reference to the Corporate Governance Council's principles and recommendations.

A summary of CPT Global's corporate governance policies and practices can be found at <http://www.cptglobal.com/investors/corporate-governance>.

Principle 1: Lay solid foundations for management and oversight

The Board has adopted a Charter that sets out, among other things, its specific powers and responsibilities and the matters delegated to the CEO and management and those reserved to the Board. Information regarding the Charter can be found at http://www.cptglobal.com/Files/Board_Charter.pdf.

Prior to the appointment of a new Director, appropriate checks are undertaken and security holders are provided with all material information in CPT Global's possession relevant to a decision on whether or not to elect or re-elect a director through the relevant Notice of Meeting.

CPT Global has written agreements with each director and senior executive setting out the terms of their appointment.

The Company Secretary is charged with facilitating CPT Global's corporate governance processes and so holds primary responsibility for ensuring that the Board processes and procedures run efficiently and effectively. The Company Secretary is accountable to the Board, through the Chairman, on all governance matters and reports directly to the Chairman as the representative of the Board. The Company Secretary is appointed and dismissed by the Board and all Directors have a right of access to the Company Secretary.

CPT Global has a diversity policy which provides equal opportunity to all appropriately skilled individuals with respect to their recruitment, remuneration, promotion, training and other employment practices. Diversity includes, but is not limited to, gender, age, ethnicity and cultural background. CPT Global is committed to diversity and recognises the benefits arising from employee and board diversity and the importance of benefiting from all available talent.

The diversity policy is currently under review by the Board. During the 2015 financial year the Board did not set measurable objectives to progress our diversity goals, however, gender balance is reported to the Board on a monthly basis.

Our progress with gender balance can be measured below:

	2014		2015	
	No.	%	No.	%
Women on the Board	0	0	0	0
Women in senior management roles	3	19	0	0
Women employees in the company	28	16	24	17

The Board's Charter states that the Board will conduct annual reviews of both individual Board members, performance of the Board as a whole and the performance of Board Committees.

An annual performance evaluation of:

- The Board and all Board members was conducted by the full Board for the financial year ended 30 June 2015. The Board developed a questionnaire for all Board members to provide feedback on how they thought the Board had performed. The results from the questionnaire were collated and discussed by the Board. The Board developed a series of recommendations to improve performance and an action plan to implement the recommendations and set the performance criteria and goals for the next year.
- The senior executive team was conducted during the year ended 30 June 2015. This encompassed a review of each of their targeted objectives, the extent to which they were achieved and the establishment of future objectives.

Corporate Governance Statement

Principle 2: Structure the Board to add value

The skills, experience and expertise relevant to the position of director held by each director in office at the date of the annual report is included in the directors' report on page 12.

The following directors of CPT Global are considered to be independent:

Name	Position
Fred Grimwade	Non-executive Chairman
Alan Baxter	Non-executive Director

An independent director is a director who is not a member of management (a non-executive director) and who:

- holds less than five percent of the voting shares of CPT Global and is not an officer of, or otherwise associated, directly or indirectly, with a shareholder of more than five percent of the voting shares of CPT Global;
- within the past three years has not been employed in an executive capacity by CPT Global or another group member, or been a director after ceasing to hold any such employment;
- within the past three years has not been a principal or employee of a material professional adviser or a material consultant to CPT Global or another group member;
- is not a material supplier or customer of CPT Global or another group member, or an officer of or otherwise associated, directly or indirectly, with a material supplier or customer;
- has no material contractual relationship with CPT Global or another group member other than as a director of CPT Global;
- is free from any interest and any business or other relationship which could, or could reasonably be perceived to, materially interfere with the director's ability to act in the best interests of CPT Global; and
- has not had their independence compromised by the length of their tenure preventing them from being able to bring an independent judgement to bear on issues before the Board and to act in the best interests of CPT Global and its security holders.

Materiality is considered from both the company and individual director perspective. The determination of materiality requires consideration of both quantitative and qualitative elements. An item is presumed to be quantitatively immaterial if it is equal or less than 5% of the appropriate base amount. It is presumed to be material (unless there is qualitative evidence to the contrary) if it is equal to or greater than 10% of the appropriate base amount. Qualitative factors considered include whether a relationship is strategically important, the competitive landscape, the nature of the relationship and the contractual or other arrangements governing it and other factors which point to the actual ability of the director in question to shape the direction of the company's strategy.

There are procedures in place, agreed by the Board, to enable directors, in furtherance of their duties, to seek independent professional advice at the company's expense.

The term in office held by each director in office at the date of this report is as follows:

Name	Term in office
Fred Grimwade	13 years
Alan Baxter	5 years
Gerry Tuddenham	17 years

The Board considers Fred Grimwade to be independent even though his tenure on the Board exceeds 10 years as the Board expects the Chairman to have a deep understanding of CPT Global and its business and with an interest in 2% of the shares of CPT Global, Mr Grimwade's interests are aligned with the interests of CPTs shareholders.

The Board carries out a number of its duties and responsibilities through the Remuneration & Nomination Committee and the Finance & Audit Committee. Details of these Committees are set out on pages 9, and 10 of this report. Information on the number of Board and Committee meetings attended by each director is set out on page 18.

Corporate Governance Statement

A summary of the experience and skills of the Board is set out in the skills matrix below.

Skills/Experience	Number of the 3 Directors with relevant capability
Public Company Governance	2
Strategy & Planning	3
Accounting, Finance & Capital & Debt Management	1
Risk Management	2
IT Industry Experience	3
Consulting & Technology Services	2
Mergers and acquisitions	2
Marketing & Sales	2
International market experience	3

CPT Global has a program for inducting new directors and provides appropriate professional development opportunities for directors to develop and maintain the skills and knowledge needed to perform their role as directors effectively. For more information on Director induction and education, see the Board Charter at http://www.cptglobal.com/Files/Board_Charter.pdf.

Remuneration & Nomination Committee

The Board has a Remuneration and Nomination Committee which meets to ensure that the Board continues to operate within the established guidelines, including when necessary, selecting candidates for the position of director. The Committee is also responsible for ensuring that adequate resourcing levels are maintained, setting and monitoring employment conditions, reviewing the performance of executive directors and senior management and setting the scale of their remuneration. The Remuneration and Nomination Committee comprises all of the non-executive directors. The remuneration and Nomination Committee comprised the following members throughout the year:

- Alan Baxter (Chairman)
- Fred Grimwade

The Board policy is that the Committee will only comprise independent non-executive directors. Due to the number of independent directors on the Board, CPT Global has not complied with corporate governance best practice, which recommends the Remuneration and Nomination Committee to have a minimum of three members.

For details of directors' attendance at meetings of the Remuneration & Nomination Committee, refer to page 18 of the Directors' Report.

A summary of the Committee's role and responsibilities can be found as an appendix to the Board Charter at http://www.cptglobal.com/Files/Board_Charter.pdf.

Principle 3: Act ethically and responsibly

The Board is committed to its core governance values of integrity, respect, trust and openness among and between board members, management, employees, clients and suppliers. These values are enshrined in the Board's Code of Conduct which requires all directors, management and employees to at all times:

- act honestly and in good faith;
- exercise due care and diligence in fulfilling the functions of office;
- avoid conflicts and make full disclosure of any possible conflict of interest;
- comply with both the letter and spirit of the law;
- encourage the reporting and investigation of unlawful and unethical behaviour; and
- comply with the share trading policy outlined in the Code of conduct.

Directors are obliged to be independent in judgement and ensure all reasonable steps are taken to ensure that the Board's core governance values are not compromised in any decisions the Board makes.

CPT Global's policy regarding directors and employees trading in its securities is set by the Finance and Audit Committee. The policy restricts directors and employees from acting on material information until it has been released to the market and adequate time has been given for this to be reflected in the securities price.

Corporate Governance Statement

Information relating to the Code of Conduct and Trading Policy can be found at <http://www.cptglobal.com/investors/corporate-governance>.

Principle 4: Safeguard integrity in corporate reporting

Finance and Audit Committee

The Board has a Finance and Audit Committee, which operates under a charter approved by the Board. It is the Board's responsibility to ensure that an effective internal control framework exists within the entity and ensure compliance with ASX Listing Rule disclosure requirements. This includes internal controls to deal with both the effectiveness and efficiency of significant business processes, the safeguarding of assets, the maintenance of proper accounting records, external reporting and the reliability of financial information as well as non-financial considerations such as the benchmarking of operational key performance indicators. The Board has delegated the responsibility for the establishment and maintenance of a framework of internal control and ethical standards for the management of the consolidated entity to the Finance and Audit Committee.

The Committee also provides the Board with additional assurance regarding the reliability of financial information for inclusion in the financial reports. The Corporate Governance Principles recommend that all Finance and Audit Committee members are non-executive. CPT Global only has two non-executive directors therefore the managing director has also been appointed to the Finance and Audit Committee.

The members of the Finance and Audit Committee during the year were:

- Fred Grimwade (Chairman)
- Alan Baxter
- Gerry Tuddenham

Due to the size of the company and the Board of directors, CPT Global has not complied with corporate governance best practice, which recommends the Finance and Audit Committee have a different Chairman than the Board.

For details of directors' experience and qualification's refer to page 12 of the Directors' Report. For details of attendance at meetings of the Finance and Audit Committee, refer to page 18 of the Directors' Report.

A copy of the Committee's Charter is included as an appendix to the Board Charter and can be found at http://www.cptglobal.com/Files/Board_Charter.pdf.

For the annual and half-year results, the CEO and CFO have provided a written declaration to the Board stating that, in all material respects, the Company's financial report gives a true and fair view of CPT Global's financial position and operational results and are in accordance with relevant accounting standards and the financial records have been properly maintained in accordance with the Corporations Act 2001.

The declaration by the CEO and CFO states that it is founded on a sound system of risk management and internal compliance and control system and that the risk management and internal compliance and control systems to, the extent they relate to financial reporting, are operating effectively and efficiently in all material respects.

The external auditor attends the Annual General Meeting to answer any questions concerning the conduct of the audit, the preparation and content of the Auditor's report, accounting policies adopted by the group and the independence of the auditor in relation to the conduct of the audit.

Principle 5: Make timely and balanced disclosure

CPT Global is subject to continuous disclosure obligations under the ASX Listing Rules and the Corporations Act 2001. Subject to limited exceptions, CPT Global must immediately notify the market, through the ASX, of any information that a reasonable person would expect to have a material effect on the price or value of CPT Global's securities. CPT Global has a Continuous Disclosure Policy, a summary of which can be found at <http://www.cptglobal.com/investors/corporate-governance/continuousdisclosure>.

Principle 6: Respect the rights of security holders

Shareholders are entitled to vote on significant matters impacting on the business. The Board actively encourages shareholders to attend and participate in the Annual General Meeting of CPT Global, to lodge inquiries and to be responded by the Board and or the CEO and are able to appoint proxies.

Corporate Governance Statement

Shareholders have the option to receive communications from and send communications to the Company and its security registry electronically. Information regarding the Company's Shareholder Communications Policy can be found at <http://www.cptglobal.com/investors/corporate-governance>.

Principle 7: Recognise and manage risk

CPT Global takes a proactive approach to risk management. The Board is responsible for ensuring that risks, and also opportunities, are identified on a timely basis and that the group's objectives and activities are aligned with the risks and opportunities identified by the Board.

The main risks that could negatively impact on the performance of the Group's business include:

- the global economic environment;
- the availability of professional IT resources;
- the value of the Australian dollar;
- Government policy, budget and spending levels.

CPT Global believes that it is crucial for all Board members to be a part of risk management process, and as such the Board has not established a separate risk management committee. Instead sub-committees are convened as appropriate in response to issues and risks identified by the Board as a whole, and the sub-committee further examines the issue and reports back to the Board.

CPT Global does not have an internal audit function. The Board and the Audit Committee have a number of mechanisms in place to ensure that management's objectives and activities are aligned with the risks identified by the Board. These include:

- Board approval of a strategic plan, which encompasses the entity's vision, mission and strategy statements, designed to meet stakeholders' needs and manage business risk.
- Implementation of Board approved operating plans and budgets and Board monitoring of progress against these budgets, including the establishment and monitoring of Key Performance Indicators (KPI's) of both a financial and non-financial nature.
- The establishment of committees to report on specific business risks, including for example, such matters as the financial risks and concerns and occupational health and safety.

In addition to their regular reporting on business risks, risk management and internal control systems, the CEO and Chief Financial Officer also provide the Board with assurance that the directors declaration provided with the annual report is founded on a sound system of risk management and internal control and that this system is operating effectively in all material respects in relation to the financial reporting risks. This assurance is provided prior to the meeting at which the directors are due to authorise and sign the company's financial statements.

The Board undertook a review of CPT Global's risk management framework during the reporting period and undertakes such reviews on an annual basis.

CPT Global does not have any material exposure to environmental and social sustainability risks.

Principle 8: Remunerate fairly and responsibly

The Remuneration Report (on pages 15 to 17 of this report) sets out details of CPT Global's policy and practices for remunerating directors and executives.

Information on the Remuneration & Nomination Committee is included under Principle 2 of this Corporate Governance Statement.

CPT Global does not have a policy on whether participants are permitted to enter into transactions which limit the economic risk of participating in the performance rights scheme.

Due to the number of independent directors on the Board, CPT Global has not complied with corporate governance best practice, which recommends the Remuneration & Nomination Committee to have a minimum of three members.

Information relating to the Remuneration & Nomination Committee and CPT Global's policy on share trading in relation to shares or equity-based products can be found at <http://www.cptglobal.com/investors/corporate-governance>.

Directors' Report

Your directors submit their report for the year ended 30 June 2015.

DIRECTORS

The names and details of the company's directors in office during the financial year and until the date of this report are as follows. Directors were in office for this entire period unless otherwise stated.

Names, qualifications, experience and special responsibilities

Fred S Grimwade
(Non-executive
Chairman)



Fred chairs CPT's Finance and Audit Committee and is a member of the Remuneration Committee. He is an executive director of specialist corporate advisory and investment firm Fawcner Capital, and is a non-executive director of Select Harvests Limited, Troy Resources Limited, XRF Scientific Limited, Australian United Investment Company Limited and NewSat Limited. He is also a director of the Foundation for Rural and Regional Renewal.

Fred was a commercial lawyer at Mallesons Stephen Jaques, and later worked with Goldman, Sachs & Co. in New York and Sydney. He also served as Company Secretary and General Manager of Shareholder Relations at Western Mining Corporation. In 1996, he joined Colonial Mutual as Group Company Secretary and General Manager for Legal Affairs and subsequently became Head of Private Capital for Colonial First State Investments, one of Australia's largest fund managers. He was Managing Director of the Colonial Agricultural Company from 1998 to 2006 and a non-executive director of AWB Limited from 2008 to 2010. Fred is a senior fellow and life member of the Financial Services Institute of Australasia (Finsia) and was its joint president from 2005 to 2006. He is also a Fellow of the Australian Institute of Company Directors and a Fellow of Chartered Secretaries Australia.

Gerry Tuddenham
(Managing Director)



Gerry is the founder of and a major shareholder in CPT. He has more than 40 years experience in IT consulting and is a hands-on technologist with a reputation for delivering practical solutions. Gerry is widely known as a technical specialist in performance tuning, capacity planning and testing in IBM mainframes, with additional expertise in expert systems, transaction processors, middleware and database management systems. Gerry was the lead developer of the Expetune and Expetest utilities, which automate a number of intricate tuning and testing activities. He has worked internationally in a broad range of industries, with a focus on financial services and telecommunications. Gerry is a member of the Australian Institute of Company Directors. Gerry is a member of the Finance and Audit Committee.

Alan Baxter
(Non-executive Director)



Alan is a member of CPT's Finance and Audit Committee and also chairs the Remuneration Committee. He has a strong record of leading profitable growth initiatives, possessing a unique blend of business development skills, commercial acumen and technology expertise. Alan has some 40 years experience across all facets of the IT services industry and has held a number of senior executive roles at IBM and Unisys before his appointment as Chief Executive Officer of DMR Consulting (Asia Pacific). He subsequently moved to London where he became Chief Operating Officer of Fujitsu Consulting (formerly DMR Consulting). On his return to Australia he was appointed to a number of non-executive director roles. He currently serves as a non-executive director of Integrated Research Limited.

Peter Wright - retired
(Executive Director)



Peter retired from CPT on 25 November 2015. Peter was the leader of CPT's management consulting group and the founder of this practice at CPT. He also led our government services across Australia and New Zealand. He has more than 40 years experience in consulting and IT management from his early days as a computer science practitioner through a successful career at several international consulting firms. This experience gives him a unique perspective on the business, fuelled by a passion for effective IT management through the application of best practice principles. Before coming to CPT, Peter was the national managing principal for applications outsourcing at IBM Global Services, as well as a consulting director and vice president at DMR Consulting. At DMR, Peter had responsibility for the Systems Delivery and Maintenance Service practice. He has also worked for numerous clients in banking, transportation and government. Peter is a member of the Australian Institute of Company Directors, member of the Australian Computer Society and a member of the Project Managers Institute.

Directors' Report

COMPANY SECRETARY Grant Sincock

Grant was appointed as Chief Financial Officer and Company Secretary in June 2015. Grant brings 19 years of experience as a finance professional to CPT Global Limited, having been a partner at ShineWing Australia (formerly Moore Stephens Melbourne) where he held many senior executive positions, including: member of the Executive Board, Head of Corporate Finance and Head of Audit and Assurance. He is a member of Chartered Accountants Australia and New Zealand.

INTERESTS IN THE SHARES AND OPTIONS OF THE COMPANY AND RELATED BODIES CORPORATE

As at the date of this report, the interests of the directors in the shares and performance rights of CPT Global Limited were:

	Vested Ordinary Shares	Performance Rights
Alan Baxter	-	75,000
Fred S Grimwade	718,200	75,000
Gerry Tuddenham	11,331,926	300,000

EARNINGS PER SHARE

	Cents
Basic earnings per share	(13.75)
Diluted earnings per share	(13.64)

DIVIDENDS

No dividends have been recommended by directors or paid for the 2015 financial year.

CORPORATE INFORMATION

Nature of operations and principal activities

The principal activities of the economic entity during the financial year were the provision of specialist IT consultancy services based on the following core service offerings:

Technical Consulting Services

- Capacity Planning Assurance and Reviews
- Cost Reduction Programs and 'Cost of Running' Reports and Models
- Tuning Services including corporate wide approach to Performance Tuning
- Technical Support including Database and System Administration
- Technical Reviews including Environment and Application Performance
- Architecture Services including Technical Architecture and Design Reviews
- Data Warehousing Solutions
- Stress and Volume Performance Testing
- Test Facilitation and Management

Management of IT Consulting Services

- IT Strategic Planning
- Selective Outsourcing / Multi sourcing readiness support and transition services
- IT Outsourcing Contract Services Reviews
- IT Delivery and Support Reviews and Improvement using the Shared Services / ITIL framework
- Senior Project and System Integration Management
- IT Business Metrics Alignment leveraging Balanced Scorecard and 'Cost of Ownership' models

Directors' Report

- Business Process Re engineering
- Business Process Improvement
- Information Management Planning
- eBusiness Planning and Implementation
- Business Requirement Definition
- Systems and Technology Integration
- Organisation Change
- Records and Document Management
- Program and Project Management

There have been no significant changes in the nature of those activities during the year.

Employees

The consolidated entity employed 141 employees as at 30 June 2015 (2014: 173 employees).

OPERATING AND FINANCIAL REVIEW

The 2014/15 financial year was a very difficult year for CPT as the Australian, European and North American regions experienced a decline in revenue and profit.

The International revenue was down by 33% on 2013/14, predominantly in North America (28% down) and Europe (44% down). Both North America and Europe experienced delays in projects commencing in the second half of the financial year. The delayed projects have all commenced, except for one project with a Canadian bank, however, the revenue from these projects will largely be recognised in the 2015/16 financial year. The major service offerings in these markets continued to be the provision of IT cost optimisation services on a success fee basis.

The Australian IT services market remained tight throughout the year with pressure on rates and margins as large corporations and Government departments continued to tightly manage their investments. Although seven new clients were added to the Australian client list, the additional revenue resulting from these engagements were offset by three existing clients reducing the amount they spent on CPT services. As a result, the Australian business revenue reduced by 21% from 2013/14.

In financial terms, the consolidated loss of the economic entity after providing for income tax amounted to \$5.1m, compared to a profit of \$2.2m in 2013/14. Closing net assets of the economic entity were \$9.39m, an decrease of \$4.4m on the prior year.

For additional discussion of the financial results for the year ended 30 June 2015 please refer to the Chairman's Statement and Managing Director's Review on pages 1 and 3 respectively.

SIGNIFICANT CHANGES IN THE STATE OF AFFAIRS

No significant changes in the state of affairs of the company occurred during the financial year.

SIGNIFICANT EVENTS AFTER THE BALANCE DATE

On 28th August 2015 CPT Global Limited announced its intention to extend the on-market share buy back for a further twelve months until 28th August 2016. A maximum of 3,000,000 shares may be bought back during the buy back period.

Except for the above, no other matters or circumstances have arisen since the end of the financial year which significantly affected or may significantly affect the operations of the economic entity, the results of those operations, or the state of affairs of the economic entity in future financial years.

LIKELY DEVELOPMENTS AND EXPECTED RESULTS

Likely developments, future prospects and business strategies of the operations of the consolidated entity are detailed in the Chairman's Statement and Managing Director's Review on Pages 1 and 3 respectively.

ENVIRONMENTAL REGULATION AND PERFORMANCE

The company's operations are not regulated by any significant environmental regulation under a law of the Commonwealth or of a State or Territory.

INDEMNIFICATION AND INSURANCE OF DIRECTORS AND OFFICERS

The company has paid premiums to insure the current directors and officers against liabilities for costs and expenses

Directors' Report

incurred by them in defending any legal proceedings arising out of their conduct while acting in the capacity of director and officer of the company, other than conduct involving a wilful breach of duty in relation to the company. The total premium paid was \$38,047.

REMUNERATION REPORT

Remuneration policy

The Remuneration and Nomination Committee of the Board of Directors is responsible for determining and reviewing compensation arrangements for the directors, the managing director and the executive team. The Remuneration and Nomination Committee assesses the appropriateness of the nature and amount of emoluments of such officers on a periodic basis by reference to relevant employment market conditions with the overall objective of ensuring maximum stakeholder benefit from the retention of a high quality Board and executive team. The outcomes of the remuneration structure are expected to comply with Executive Share and Option Scheme Guidelines, IFSA Guidance Note, Investment and Financial Services Association. The payment of bonuses, stock options and other incentive payments are reviewed by the Remuneration and Nomination Committee annually as part of the review of executive remuneration and a recommendation is put to the Board for approval. All bonuses, options and incentives must be linked to pre-determined performance criteria. The Board can exercise its discretion in relation to approving the incentives, bonuses and options and can recommend changes to the Committee's recommendations. Any changes must be justified by reference to measurable performance criteria. Details of such incentives awarded during the year are detailed below. Further details on the remuneration of directors and executives are provided in Note 27 to the financial statements.

To assist in achieving these objectives, the Remuneration and Nomination Committee links the nature and amount of executive directors' and officers' emoluments to the company's financial and operational performance and shareholders' value. The committee acknowledges that the creation of shareholder value has recently been inhibited by the global financial crisis and the tightening market conditions experienced within the IT industry.

Performance-based remuneration

Annual salary reviews are linked directly to directors' and executives' achievements of key performance indicators (KPIs). The KPIs are set annually after consultation with the directors and executives. The measures are specifically tailored to the areas where each executive has a level of control. The KPIs target areas the Board believes hold the greatest potential for expansion and profit, covering financial and non-financial goals, for both the short and long-term.

The Board may, at its discretion, award bonuses for exceptional performance in relation to the pre-agreed KPIs.

Company performance, shareholder wealth and director and executive remuneration

The remuneration policy has been tailored to increase goal congruence between shareholders, directors and executives. There have been two methods applied in achieving this aim, the first being annual salary reviews based on key performance indicators, and the second being the issue of shares and options to selected directors and executives to encourage the alignment of personal and shareholder interests. The company believes this policy to have been effective in increasing shareholder wealth over the past five years.

The following table shows the net profit and dividends for the last five years for the listed entity, as well as the share price at the end of the respective financial years. The analysis reflects a profit reduction for the current year which is matched by a reduced dividend. This performance has been attributed to the continued investment in overseas opportunities in which delays have been encountered in reaching contract finalisation and tightening margins across the business. The board is of the opinion that the remuneration policy is effective and can be linked to current years result.

	2011	2012	2013	2014	2015
Net profit/(loss)	\$1.1m	\$0.6m	\$0.3m	\$2.2m	(\$5.1m)
Share price at year end	\$0.64	\$0.41	\$0.37	\$0.67	\$0.52
Dividends paid	2.5c	1.5c	0.0c	4.5c	0.0c

During the year, no shares were purchased as part of the share buyback. The share price during the year ranged from a low of \$0.50 to a high of \$0.83.

Directors' Report

Details of remuneration for the year ended 30 June 2015

Details of the nature and amount of each element of the emoluments of each director of the company and executive officers of the company and the economic entity receiving the highest emolument for the financial year are as follows:

	Short-Term Benefits		Post Emp't Benefits	Other Benefits	Long-Term	Total	Performance related
	Salary/Fees	Cash Bonus	Super	Long Service Leave	Share Based Payments		
	\$	\$	\$	\$	\$	\$	\$
Directors							
Alan Baxter							
▪ 2015	50,000	-	4,807	-	1,883	56,690	3.3%
▪ 2014	50,459	-	4,667	-	594	55,720	1.1%
Fred Grimwade							
▪ 2015	77,982	-	7,408	-	1,883	87,273	2.2%
▪ 2014	77,982	-	7,213	-	594	85,789	0.7%
Gerry Tuddenham							
▪ 2015	390,923	-	34,504	9,776	3,765	438,968	0.9%
▪ 2014	400,819	-	35,000	7,806	2,375	446,000	0.5%
Peter Wright							
▪ 2015	248,006	-	19,451	88,920	-	356,377	-
▪ 2014	399,497	-	35,000	8,250	1,187	443,934	0.3%
Total Remuneration							
▪ 2015	766,911	-	66,170	98,696	7,531	939,308	0.8%
▪ 2014	928,757	-	81,880	16,056	4,750	1,031,443	0.5%
Executive Officers							
Alan Mackenzie							
▪ 2015	373,151	17,252	-	-	-	390,403	4.4%
▪ 2014	261,784	14,000	-	-	-	275,784	5.1%
Elliot Opolion							
▪ 2015	266,551	10,000	26,147	3,157	-	305,855	3.3%
▪ 2014	295,698	-	25,000	1,309	-	322,007	-
Kevin Akom							
▪ 2015	275,229	-	26,147	9,617	-	310,993	-
▪ 2014	289,759	-	25,000	5,125	-	319,884	-
Grant Sincock							
▪ 2015	22,070	2,283	2,314	-	-	26,667	8.6%
Total Remuneration							
▪ 2015	937,001	29,535	54,608	12,774	-	1,033,918	2.9%
▪ 2014	847,241	14,000	50,000	6,434	-	917,675	1.5%

Notes

The terms 'director' and 'officer' have been treated as mutually exclusive for the purposes of this disclosure.

The elements of emoluments have been determined on the basis of the cost to the economic entity.

Executives are those directly accountable and responsible for the operational management and strategic direction of the economic entity.

Directors' Report

Performance income as a proportion of total remuneration

Executive directors and executives are paid performance related bonuses based on set monetary figures, rather than proportions of salary since these payments are discretionary. This has led to the proportions of remuneration related to performance varying between individuals.

Performance Rights granted as remuneration

Terms and Conditions for Each Grant

	Vested No.	Granted No.	Grant Date	Value per Share at Grant Date \$	Exercise Price \$	Last Exercise Date
Gerry Tuddenham	-	200,000	25/11/14	\$0.71	\$0.00	18/11/17
Alan Baxter	-	50,000	25/11/14	\$0.71	\$0.00	18/11/17
Fred Grimwade	-	50,000	25/11/14	\$0.71	\$0.00	18/11/17
Total	-	300,000				

Further details on the service and performance criteria attached to these rights can be found in note 22.

	Balance at beginning of Period	Granted as Remune- ration	Rights Exer- cised	Rights Lapsed /Cancel led	Balance at End of Period	Exer- cisable at End of Period	Vested and Unexer- cised at End of Period
Gerry Tuddenham	200,000	200,000	-	100,000	300,000	100,000	100,000
Alan Baxter	50,000	50,000	-	25,000	75,000	25,000	25,000
Fred Grimwade	50,000	50,000	-	25,000	75,000	25,000	25,000
Peter Wright	100,000	-	-	100,000	-	-	-
Total	400,000	300,000	-	250,000	450,000	150,000	150,000

Employment contracts of directors and specified executives

Both executive directors and the executives specified in this remuneration report and notes to the accounts, have their employment conditions formalised in contracts of employment. With the exception of Alan Mackenzie, who is considered a contractor, all executive directors and specified executives are permanent employees of CPT Global Limited.

The employment contracts are generally for a fixed term, but contain notice periods and do not contain any provisions for termination payments. Any options not vested as at the date of termination will lapse.

For details of contracts under which directors are entitled to a benefit, refer to Note 27.

Directors' Report

DIRECTORS' MEETINGS

The number of meetings of directors (including meetings of committees of directors) held during the year and the number of meetings attended by each director were as follows:

	Directors' Meetings		Finance and Audit Committee Meetings		Remuneration and Nomination Committee Meetings	
	Number eligible to attend	Number attended	Number eligible to attend	Number attended	Number eligible to attend	Number attended
Alan Baxter	10	10	2	2	-	-
Fred S Grimwade	10	10	2	2	-	-
Gerry Tuddenham	10	10	2	2	-	-
Peter Wright	5	2	-	-	-	-

Although no formal meeting of the Remuneration and Nomination Committee occurred during the financial year, the Board of Directors fulfilled the responsibilities of the Committee at meetings of the Board.

Committee membership

As at the date of this report, the company had a Finance and Audit Committee and a Remuneration and Nomination Committee of the Board of Directors.

Members acting on the committees of the Board during the year were:

Finance and Audit	Remuneration and Nomination
Fred Grimwade (C)	Alan Baxter (C)
Alan Baxter	Fred Grimwade
Gerry Tuddenham	

Note: (C) Designates the chairman of the committee.

PROCEEDINGS ON BEHALF OF COMPANY

No person has applied for leave of Court to bring proceedings on behalf of the company or intervene in any proceedings to which the company is a party for the purpose of taking responsibility on behalf of the company for all or any part of those proceedings. The company was not a party to any such proceedings during the year.

NON-AUDIT SERVICES

The Board of Directors, in accordance with advice from the Finance and Audit Committee, is satisfied that the provision of non-audit services during the year is compatible with the general standard of independence for auditors imposed by the Corporations Act 2001. The directors are satisfied that the services disclosed below did not compromise the external auditor's independence for the following reasons:

- all non-audit services are reviewed and approved by the Finance and Audit Committee prior to commencement to ensure they do not adversely affect the integrity and objectivity of the auditor; and
- the nature of the services provided do not compromise the general principles relating to auditor independence in accordance with APES 110: Code of Ethics for Professional Accountants set by the Accounting Professional & Ethical Standards Board.

The following fees for non-audit services were paid/payable to ShineWing Melbourne during the year ended 30 June 2015:

- Taxation compliance and advice services \$72,760

Directors' Report


AUDITOR'S INDEPENDENCE DECLARATION

The lead auditor's independence declaration for the year ended 30 June 2015 has been received and can be found on page 21 of the directors' report.

ROUNDING

The amounts contained in this report and in the financial report have been rounded to the nearest \$1,000 (where rounding is applicable) under the option available to the company under ASIC Class Order 98/100. The company is an entity to which the Class Order applies.

Signed in accordance with a resolution of the directors.

A handwritten signature in black ink, appearing to read 'Gerry Tuddenham', with a stylized flourish at the end.

Gerry Tuddenham
Managing Director
Melbourne, 30 September 2015

**AUDITOR'S INDEPENDENCE DECLARATION
UNDER SECTION 307C OF THE *CORPORATIONS ACT 2001*
TO THE DIRECTORS OF CPT GLOBAL LIMITED AND CONTROLLED ENTITIES**

I declare that, to the best of my knowledge and belief, during the year ended 30 June 2015 there has been:

- (i) no contraventions of the auditor independence requirements as set out in the *Corporations Act 2001* in relation to the audit, and
- (ii) no contraventions of any applicable code of professional conduct in relation to the audit.

ShineWing Australia

ShineWing Australia (formerly Moore Stephens)

Chartered Accountants

Hayley Underwood

Hayley Underwood
Partner

Melbourne, 30 September 2015

Consolidated Statement of Comprehensive Income

YEAR ENDED 30 JUNE 2015

Notes

		2015 \$'000	2014 \$'000
Revenue	3	28,196	38,404
Other income		(118)	188
Salaries and employee benefits expense		(2,666)	(2,825)
Consultants benefits expense		(22,312)	(26,878)
Depreciation and amortisation expenses	4	(97)	(149)
Insurance expense		(267)	(259)
Finance costs	4	(154)	(177)
Occupancy expenses		(963)	(835)
Other expenses		(2,983)	(4,631)
Foreign currency (losses) gains		(1,500)	146
Goodwill Impairment		(2,400)	0
(LOSS)/PROFIT BEFORE INCOME TAX	4	(5,264)	2,984
INCOME TAX BENEFIT / (EXPENSE)	5	208	(832)
(LOSS)/PROFIT AFTER INCOME TAX		(5,056)	2,152
Other Comprehensive Loss:			
Items that have been reclassified to profit or loss:			
Exchange differences on translating foreign controlled entities		1,125	(256)
Total Other Comprehensive Loss for the year, net of tax		1,125	(256)
TOTAL COMPREHENSIVE (LOSS)/INCOME FOR THE YEAR		(3,931)	1,896
 (LOSS) PROFIT ATTRIBUTABLE TO MEMBERS OF CPT GLOBAL LIMITED			
		(5,056)	2,152
 TOTAL COMPREHENSIVE (LOSS) / INCOME ATTRIBUTABLE TO MEMBERS OF CPT GLOBAL LIMITED			
		(3,931)	1,896
 Basic earnings per share (cents per share)			
	25	(13.75)	5.86
Diluted earnings per share (cents per share)			
	25	(13.64)	5.80

The Consolidated Statement of Comprehensive Income is to be read in conjunction with the Notes to the Financial Statements.

Consolidated Statement of Financial Position

AT 30 JUNE 2015

Notes

		2015 \$'000	2014 \$'000
CURRENT ASSETS			
Cash and cash equivalents	7	458	2,424
Trade and other receivables	8	4,535	7,148
Unbilled revenue	9	4,176	3,109
Current tax asset	16	526	-
Other current assets	10	363	299
TOTAL CURRENT ASSETS		10,058	12,980
NON-CURRENT ASSETS			
Deferred tax assets	16	1,741	1,368
Property, plant and equipment	12	18	41
Intangible assets	13	5,070	7,530
TOTAL NON-CURRENT ASSETS		6,829	8,939
TOTAL ASSETS		16,887	21,919
CURRENT LIABILITIES			
Trade and other payables	14	5,217	6,397
Borrowings	15	871	-
Current tax liabilities	16	-	557
Provisions	17	892	838
TOTAL CURRENT LIABILITIES		6,980	7,792
NON-CURRENT LIABILITIES			
Deferred Tax Liability	16	429	181
Other long term provisions	17	86	110
TOTAL NON-CURRENT LIABILITIES		515	291
TOTAL LIABILITIES		7,495	8,083
NET ASSETS		9,392	13,836
EQUITY			
Issued capital	18	12,105	12,075
Reserves	19	950	(183)
Retained earnings		(3,663)	1,944
TOTAL EQUITY		9,392	13,836

The Consolidated Statement of Financial Position is to be read in conjunction with the Notes to the Financial Statements.

Consolidated Statement of Changes in Equity

YEAR ENDED 30 JUNE 2015

		\$'000	\$'000	\$'000	\$'000	\$'000
	Notes	Issued capital Ordinary	Retained Earnings	Equity Reserve	Foreign Currency Translation Reserve	Total
Balance at 1 July 2013		12,075	893	1,690	(1,622)	13,036
Comprehensive income						
Profit for the year		-	2,152	-	-	2,152
Other comprehensive loss	19	-	-	-	(256)	(256)
Total comprehensive income/(loss) for the year		-	2,152	-	(256)	1,896
Transactions with owners, in their capacity as owners						
Share based payments		-	-	5	-	5
Dividends paid or provided for	6	-	(1,101)	-	-	(1,101)
Total transactions with owners, in their capacity as owners		-	(1,101)	5	-	(1,096)
Balance as at 30 June 2014		12,075	1,944	1,695	(1,878)	13,836
Balance at 1 July 2014		12,075	1,944	1,695	(1,878)	13,836
Comprehensive income						
Profit for the year		-	(5,056)	-	-	(5,056)
Other comprehensive loss	19	-	-	-	1,125	1,125
Total comprehensive income/(loss) for the year		-	(5,056)	-	1,125	(3,931)
Transactions with owners, in their capacity as owners						
Share based payments		-	-	8	-	8
Dividends paid or provided for	6	-	(551)	-	-	(551)
Issue of Shares		30	-	-	-	30
Total transactions with owners, in their capacity as owners		30	(551)	8	-	(513)
Balance as at 30 June 2014		12,105	(3,663)	1,703	(753)	9,392

Consolidated Statement of Cash Flows

YEAR ENDED 30 JUNE 2015

Notes

		2015 \$'000	2014 \$'000
CASH FLOWS FROM OPERATING ACTIVITIES			
Receipts from customers		33,116	38,469
Payments to suppliers and employees		(34,499)	(35,148)
Interest received		10	8
Finance costs paid		(154)	(177)
Income tax paid		(1,001)	(430)
NET CASH FLOWS (USED IN) / FROM OPERATING ACTIVITIES	20	(2,528)	2,722
CASH FLOWS FROM INVESTING ACTIVITIES			
Purchase of property, plant and equipment		(14)	(44)
NET CASH FLOWS USED IN INVESTING ACTIVITIES		(14)	(44)
CASH FLOWS FROM FINANCING ACTIVITIES			
Proceeds from Issue of shares		30	-
Proceeds from borrowings		871	-
Payment of dividends on ordinary shares		(551)	(1,101)
NET CASH FLOWS FROM/(USED IN) FINANCING ACTIVITIES		350	(1,101)
NET (DECREASE) / INCREASE IN CASH AND CASH EQUIVALENTS HELD		(2,192)	1,577
Add opening cash & cash equivalents brought forward		2,424	1,197
Effects of exchange rate changes on cash and cash equivalents		226	(350)
CLOSING CASH AND CASH EQUIVALENTS CARRIED FORWARD	7	458	2,424

The Statement of Cash Flows is to be read in conjunction with the Notes to the Financial Statements.

Notes to the Financial Statements

YEAR ENDED 30 JUNE 2015

1. SUMMARY OF SIGNIFICANT ACCOUNTING POLICIES

The consolidated financial statements comprise the financial statements of CPT Global Limited and its controlled entities (collectively referred to as 'the Group' or 'the Economic Entity'). The separate financial statements of the Parent Entity, CPT Global Limited, have not been presented within this financial report as permitted by the Corporations Act 2001.

The principal activities of the group during the financial year were the provision of specialist IT consultancy services. The registered address and principal place of business is level 1, 4 Riverside Quay, Southbank, Victoria.

The financial report was authorised for issue on 29 September, 2015 by the Board of Directors.

Basis of Preparation

These general purpose financial statements have been prepared in accordance with the Corporations Act 2001, Australian Accounting Standards and Interpretations of the Australian Accounting Standards Board and International Financial Reporting Standards as issued by the International Accounting Standards Board. The Group is a for-profit entity for financial reporting purposes under Australian Accounting Standards.

Australian Accounting Standards set out accounting policies that the AASB has concluded would result in a financial report containing relevant and reliable information about transactions, events and conditions. Compliance with Australian Accounting Standards ensures that the financial statements and notes also comply with International Financial Reporting Standards. Material accounting policies adopted in the preparation of this financial report are presented below and have been consistently applied unless otherwise stated.

The financial report has been prepared on an accruals basis and is based on historical costs, modified, where applicable, by the measurement at fair value of selected non-current assets, financial assets and financial liabilities. All amounts are in Australian dollars unless otherwise stated.

The Group has not adopted any new or amending Australian Accounting Standards and New Interpretations during the year.

Accounting Policies

(a) Principles of consolidation

The consolidated financial statements incorporate all of the assets, liabilities and results of the parent (CPT Global Limited) and all of the subsidiaries (including any structured entities). Subsidiaries are entities the parent controls. The parent controls an entity when it is exposed to, or has rights to, variable returns from its involvement with the entity and has the ability to affect those returns through its power over the entity. A list of the subsidiaries is provided in Note 11.

The assets, liabilities and results of all subsidiaries are fully consolidated into the financial statements of the Group from the date on which control is obtained by the Group. Intercompany transactions, balances and unrealised gains or losses on transactions between group entities are fully eliminated on consolidation. Accounting policies of subsidiaries have been changed and adjustments made where necessary to ensure uniformity of the accounting policies adopted by the Group.

The financial statements of the subsidiaries used in the preparation of these consolidated financial statements have been prepared as of the same reporting date as the parent.

Notes to the Financial Statements

YEAR ENDED 30 JUNE 2015

1. SUMMARY OF SIGNIFICANT ACCOUNTING POLICIES (continued)

(b) Income Tax

The income tax expense/(revenue) for the year comprises current income tax expense/(benefit) and deferred tax expense/(benefit).

Current income tax expense charged to the profit or loss is the tax payable on taxable income calculated using applicable income tax rates enacted, or substantially enacted, as at the end of the reporting period. Current tax liabilities/ (assets) are therefore measured at the amounts expected to be paid to/(recovered from) the relevant taxation authority.

Deferred income tax expense reflects movements in deferred tax asset and deferred tax liability balances during the year as well as unused tax losses.

Current and deferred income tax expense/(income) is charged or credited directly to equity instead of the profit or loss when the tax relates to items that are credited or charged directly to equity.

Deferred tax assets and liabilities are ascertained based on temporary differences arising between the tax bases of assets and liabilities and their carrying amounts in the financial statements. Deferred tax assets also result where amounts have been fully expensed but future tax deductions are available. No deferred income tax will be recognised from the initial recognition of an asset or liability, excluding a business combination, where there is no effect on accounting or taxable profit or loss.

Deferred tax assets and liabilities are calculated at the tax rates that are expected to apply to the period when the asset is realised or the liability is settled, based on tax rates enacted or substantively enacted at the end of the reporting period. Their measurement also reflects the manner in which management expects to recover or settle the carrying amount of the related asset or liability.

Deferred tax assets relating to temporary differences and unused tax losses are recognised only to the extent that it is probable that future taxable profits will be available against which the benefits of the deferred tax asset can be utilised.

Deferred tax assets and liabilities are not recognised for temporary differences between the carrying amount and tax bases of investments in controlled entities where the parent entity is able to control the timing of the reversal of the temporary differences, and it is probable that the differences will not reverse in the foreseeable future.

Current tax assets and liabilities are offset where a legally enforceable right of set-off exists and it is intended that net settlement or simultaneous realisation and settlement of the respective asset and liability will occur. Deferred tax assets and liabilities are offset where a legally enforceable right of set-off exists, the deferred tax assets and liabilities relate to income taxes levied by the same taxation authority on either the same taxable entity or different taxable entities where it is intended that net settlement or simultaneous realisation and settlement of the respective asset and liability will occur in future periods in which significant amounts of deferred tax assets or liabilities are expected to be recovered or settled.

(c) Unbilled Revenue

Unbilled revenue is valued at cost plus profit recognised to date less any provision for anticipated future losses. Cost includes both variable and fixed costs relating to specific contracts, and those costs that are attributable to the contract activity in general and that can be allocated on a reasonable basis.

Profits are recognised on the stage of completion basis measured using the proportion of costs incurred to date as compared to expected total costs. Where losses are anticipated they are provided for in full.

Revenue has been recognised on the basis of the terms of the contract adjusted for any variations or claims allowable under the contract.

Notes to the Financial Statements

YEAR ENDED 30 JUNE 2015

1. SUMMARY OF SIGNIFICANT ACCOUNTING POLICIES (continued)

(d) Property, Plant & Equipment

Each class of property, plant and equipment is carried at cost accumulated depreciation and, where applicable impairment losses.

Property, Plant and equipment

The carrying amount of property, plant and equipment is reviewed annually by directors to ensure it is not in excess of the recoverable amount from these assets. When there are indications of any impairment, the recoverable amount is assessed on the basis of the expected net cash flows that will be received from the asset's employment and subsequent disposal. The expected net cash flows have been discounted to their present values in determining recoverable amounts. An asset's carrying amount is written down immediately to its recoverable amount if the asset's carrying amount is greater than its estimated recoverable amount.

Subsequent costs are included in the asset's carrying amount or recognised as a separate asset, as appropriate, only when it is probable that future economic benefits associated with the item will flow to the Group and the cost of the item can be measured reliably. All other repairs and maintenance are recognised in profit or loss during the financial period in which they are incurred.

Depreciation

The depreciable amount of all fixed assets is depreciated on a straight line basis over the asset's useful life to the Group commencing from the time the asset is held ready for use. Leasehold improvements are depreciated over the shorter of either the unexpired period of the lease or the estimated useful lives of the improvements.

The depreciation rates used for each class of depreciable assets are:

Class of Fixed Asset	Depreciation Rate
Leasehold improvements	2 - 5 years
Fixtures Fittings and Equipment	33% to 50%
Motor Vehicles	12% to 20%

The assets' residual values and useful lives are reviewed, and adjusted if appropriate, at the end of each reporting period. Gains and losses on disposals are determined by comparing net proceeds with the carrying amount. These gains and losses are recognised in profit and loss.

(e) Operating Leases

Lease payments for operating leases, where substantially all the risks and benefits remain with the lessor, are charged as expenses in the periods in which they are incurred.

(f) Financial Instruments

Recognition and measurement

Financial assets and financial liabilities are recognised when the entity becomes a party to the contractual provisions to the instrument. For financial assets, this is equivalent to the date that the company commits itself to either the purchase or sale of the asset (i.e. trade date accounting is adopted).

Financial instruments are initially measured at fair value plus transaction costs, except where the instrument is classified 'at fair value through profit or loss', in which case transaction costs are expensed to profit or loss immediately.

Notes to the Financial Statements

YEAR ENDED 30 JUNE 2015

1. SUMMARY OF SIGNIFICANT ACCOUNTING POLICIES (continued)

Classification and subsequent measurement

Financial instruments are subsequently measured at fair value, amortised cost using the effective interest rate method, or cost.

Amortised cost is the amount at which the financial asset or financial liability is measured at initial recognition less principal repayments and any reduction for impairment, and adjusted for any cumulative amortisation of the difference between that initial amount and the maturity amount calculated using the effective interest method.

Fair value is determined based on current bid prices for all quoted investments. Valuation techniques are applied to determine the fair value for all unlisted securities, including recent arm's length transactions, reference to similar instruments and option pricing models.

The effective interest method is used to allocate interest income or interest expense over the relevant period and is equivalent to the rate that exactly discounts estimated future cash payments or receipts (including fees, transaction costs and other premiums or discounts) through the expected life (or when this cannot be reliably predicted, the contractual term) of the financial instrument to the net carrying amount of the financial asset or financial liability. Revisions to expected future net cash flows will necessitate an adjustment to the carrying value with a consequential recognition of an income or expense in profit or loss.

The Group does not designate any interests in subsidiaries, associates or joint venture entities as being subject to the requirements of accounting standards specifically applicable to financial instruments.

(i) *Financial assets at fair value through profit or loss*

Financial assets are classified at 'fair value through profit or loss' when they are either held for trading for the purpose of short-term profit taking, derivatives not held for hedging purposes, or when they are designated as such to avoid an accounting mismatch or to enable performance evaluation where a group of financial assets is managed on a fair value basis in accordance with a documented risk management or investment strategy. Such assets are subsequently measured at fair value with changes in carrying value being included in profit or loss.

(ii) *Loans and receivables*

Loans and receivables are non-derivative financial assets with fixed or determinable payments that are not quoted in an active market and are subsequently measured at amortised cost.

(iii) *Held-to-maturity investments*

Held-to-maturity investments are non-derivative financial assets that have fixed maturities and fixed or determinable payments, and it is the Group's intention to hold these investments to maturity. They are subsequently measured at amortised cost.

(iv) *Financial liabilities*

Non-derivative financial liabilities (excluding financial guarantees) are subsequently measured at amortised cost.

Derivative instruments

CPT Global Limited and Controlled Entities designate certain derivatives as either:

- i. hedges of the fair value of recognised assets or liabilities or a firm commitment (fair value hedge); or
- ii. hedges of highly probable forecast transactions (cash flow hedges).

At the inception of the transaction the relationship between hedging instruments and hedged items, as well as the Group's risk management objective and strategy for undertaking various hedge transactions is documented.

Assessments, both at hedge inception and on an ongoing basis, of whether the derivatives that are used in hedging transactions have been and will continue to be highly effective in offsetting changes in fair values or cash flows of hedged items, are also documented.

Notes to the Financial Statements

YEAR ENDED 30 JUNE 2015

1. SUMMARY OF SIGNIFICANT ACCOUNTING POLICIES (continued)

(i) Fair value hedge

Changes in the fair value of derivatives that are designated and qualify as fair value hedges are recognised in profit or loss, together with any changes in the fair value of hedged assets or liabilities that are attributable to the hedged risk.

(ii) Cash flow hedge

The effective portion of changes in the fair value of derivatives that are designated and qualify as cash flow hedges is deferred to a hedge reserve in equity through other comprehensive income. The gain or loss relating to the ineffective portion is recognised immediately in profit or loss.

Amounts accumulated in the hedge reserve in equity are transferred to profit or loss in the periods when the hedged item will affect profit or loss.

Impairment of Financial Instruments

At the end of each reporting period, the Group assesses whether there is objective evidence that a financial instrument has been impaired. In the case of available-for-sale financial instruments, a significant or prolonged decline in the value of the instrument is considered to determine whether impairment has arisen. In the case of loans and receivables, impairment is recognised when collectability is doubtful (refer to (g) for further details). Impairment losses are recognised in the profit and loss.

Financial guarantees

Where material, financial guarantees issued, which require the issuer to make specified payments to reimburse the holder for a loss it incurs because a specified debtor fails to make payment when due, are recognised as a financial liability at fair value on initial recognition.

The guarantee is subsequently measured at the higher of the best estimate of the obligation and the amount initially recognised less, when appropriate, cumulative amortisation in accordance with AASB 118: Revenue. Where the entity gives guarantees in exchange for a fee, revenue is recognised under AASB 118.

The fair value of financial guarantee contracts has been assessed using a probability weighted discounted cash flow approach. The probability has been based on:

- the likelihood of the guaranteed party defaulting in a year period;
- the proportion of the exposure that is not expected to be recovered due to the guaranteed party defaulting; and
- the maximum loss exposed if the guaranteed party were to default.

Derecognition

Financial assets are derecognised where the contractual rights to receipt of cash flows expires or the asset is transferred to another party whereby the entity no longer has any significant continuing involvement in the risks and benefits associated with the asset. Financial liabilities are derecognised where the related obligations are either discharged, cancelled or expired. The difference between the carrying value of the financial liability extinguished or transferred to another party and the fair value of consideration paid, including the transfer of non-cash assets or liabilities assumed, is recognised in profit or loss.

(g) Receivables

Trade receivables are a part of financial instruments (loans and receivables) and are initially recognised at fair value and are subsequently measured at amortised cost less any provision for impairment. Trade receivables are generally due for settlement within 30 days.

Notes to the Financial Statements

YEAR ENDED 30 JUNE 2015

1. SUMMARY OF SIGNIFICANT ACCOUNTING POLICIES (continued)

Collectability of trade receivables is reviewed on an ongoing basis. Debts which are known to be uncollectible are written off by reducing the carrying amount directly. An allowance account (provision for impairment of trade receivables) is used when there is objective evidence that the Group will not be able to collect all amounts due according to the original terms of the receivables. Significant financial difficulties of the debtor, probability that the debtor will enter bankruptcy or financial reorganisation, and default or delinquency in payments are considered indicators that the trade receivable is impaired. The amount of the impairment allowance is the difference between the asset's carrying amount and the recoverable amount.

The amount of the impairment loss is recognised in the profit or loss within other expenses. When a trade receivable for which an impairment allowance had been recognised becomes uncollectible in a subsequent period, it is written off against the allowance account. Subsequent recoveries of amounts previously written off are credited against other expenses in the profit or loss.

(h) Impairment of assets

At the end of each reporting period, the Group reviews the carrying values of its tangible and intangible assets to determine whether there is any indication that those assets have been impaired. If such an indication exists, the recoverable amount of the asset, being the higher of the asset's fair value less costs to sell and value in use, is compared to the asset's carrying value. Any excess of the asset's carrying value over its recoverable amount is recognised as an expense in the profit and loss.

Impairment testing is performed annually for goodwill and other intangible assets with indefinite lives.

Where it is not possible to estimate the recoverable amount of an individual asset, the Group estimates the recoverable amount of the cash-generating unit to which the asset belongs.

Non financial assets, other than goodwill that suffered impairment, are reviewed for possible reversals of the impairment at the end of each reporting period.

(i) Intangibles

Goodwill

Goodwill is initially recorded at the amount by which the purchase price for a business combination exceeds the fair value attributed to the interest in the net fair value of identifiable assets, liabilities and contingent liabilities at the date of acquisition. Goodwill on acquisitions of subsidiaries is included in intangible assets. Goodwill on acquisition of associates is included in investments in associates. Goodwill is tested annually for impairment and carried at cost less accumulated impairment losses. Gains and losses on the disposal of an entity include the carrying amount of goodwill relating to the entity sold.

Intellectual Property

Intellectual property is recognised at the cost of acquisition and has an indefinite useful life. Intellectual property is tested annually for impairment and carried at cost less accumulated impairment losses.

Computer Software

Computer software is recognised at the cost of acquisition. Computer software costs have a finite useful life and are carried at cost less accumulated amortisation and any impairment losses. Computer software costs are amortised on a straight line basis over their useful life. The amortisation rate used for software costs varies from 14% to 50%.

Notes to the Financial Statements

YEAR ENDED 30 JUNE 2015

1. SUMMARY OF SIGNIFICANT ACCOUNTING POLICIES (continued)

(j) Foreign Currency Transactions and Balances

Functional and presentation currency

The functional currency of each of the Group's entities is the currency of the primary economic environment in which that entity operates. The consolidated financial statements are presented in Australian dollars which is the parent entity's functional and presentation currency.

Transaction and balances

Foreign currency transactions are translated into functional currency using the exchange rates prevailing at the date of the transaction. Foreign currency monetary items are re-translated at the year-end exchange rate. Non-monetary items measured at historical cost continue to be carried at the exchange rate at the date of the transaction. Non-monetary items measured at fair value are reported at the exchange rate at the date when fair values were determined.

Exchange differences arising on the translation of monetary items are recognised in the profit or loss, except where deferred in equity as a qualifying cash flow or net investment hedges. Exchange differences arising on the translation of non-monetary items are recognised directly in equity to the extent that the underlying gain or loss is directly recognised in equity, otherwise the exchange difference is recognised in the profit or loss.

Group companies

The financial results and position of foreign operations whose functional currency is different from the Group's presentation currency are translated as follows:

- assets and liabilities are translated at year-end exchange rates prevailing at the end of the reporting period;
- income and expenses are translated at average exchange rates for the period;
- and
- all resulting exchange differences are recognised in other comprehensive income.

On consolidation, exchange differences arising from translation of transactions considered to be net investment in foreign operations are transferred directly to the Group's foreign currency translation reserve in the statement of financial position. These differences are recognised in the profit or loss in the period in which the operation is disposed.

(k) Trade and other payables

Trade and other payables are a part of financial instruments (Non-derivative financial liabilities). These amounts represent liabilities for goods and services provided to the Group prior to the end of the financial year which are unpaid. The amounts are unsecured and are usually paid within 30 days of recognition.

(l) Employee Benefits

Provision is made for the Group's liability for employee benefits arising from services rendered by employees to balance date. Employee benefits that are expected to be wholly settled within one year have been measured at the amounts expected to be paid when the liability is settled. Employee benefits payable later than one year have been measured at the present value of the estimated future cash outflows to be made for those benefits. Those cashflows are discounted using market yields on national government bonds with terms to maturity that match the expected timing of cashflows.

(i) *Wages and salaries, annual leave and sick leave*

Liabilities for wages and salaries, including non-monetary benefits and annual leave expected to be settled wholly within 12 months of the end of the reporting period are recognised in other payables in respect of employees' services up to the end of the reporting period and are measured at the undiscounted amounts expected to be paid when the liabilities are settled. When measuring sick leave entitlement, only the unutilised entitlement that is likely to be utilised over and above the leave entitlement that continues to accrue in the future periods is taken into account.

Notes to the Financial Statements

YEAR ENDED 30 JUNE 2015

1. SUMMARY OF SIGNIFICANT ACCOUNTING POLICIES (continued)

(ii) Long service leave

The liability for long service leave is recognised in the provision for employee benefits and measured as the present value of expected future payments to be made in respect of services provided by employees up to the end of the reporting period. Consideration is given to expected future wage and salary levels, experience of employee departures and periods of service. Expected future payments are discounted using market yields at the end of the reporting period on national government bonds with terms to maturity and currency that match, as closely as possible, the estimated future cash outflows.

(iii) Retirement benefit obligations

Contributions to defined contributions superannuation funds are recognised as an expense as they become payable.

(iv) Share based payments

Share-based compensation benefits are provided to certain employees via the CPT Share and Option Incentive Plan and an employee share scheme. Information relating to these schemes is set out in note 22.

The fair value of options granted under the CPT Share and Option Incentive Plan is recognised as an employee benefit expense with a corresponding increase in equity in the period the options are granted. The fair value is measured at grant date and recognised over the period during which the employees become unconditionally entitled to the options.

The fair value at grant date is independently determined using a Monte Carlo and American Binomial option pricing model that takes into account the exercise price, the term of the option, the impact of dilution, the share price at grant date and expected price volatility of the underlying share, the expected dividend yield and the risk free interest rate for the term of the option.

The fair value of the options granted is adjusted to reflect market vesting conditions, but excludes the impact of any non-market vesting conditions (for example, profitability and sales growth targets). Non-market vesting conditions are included in assumptions about the number of options that are expected to become exercisable. At the end of the each reporting period, the entity revises its estimate of the number of options that are expected to become exercisable. The employee benefit expense recognised each period takes into account the most recent estimate. The impact of the revision to the original estimates, if any, is recognised in the profit and loss with a corresponding adjustment to equity.

(m) Provisions

Provisions are recognised when the Group has a legal or constructive obligation, as a result of past events, for which it is probable that an outflow of economic benefits will result and that outflow can be reliably measured. A provision for dividends is not recognised as a liability unless the dividends are declared, determined or publicly recommended on or before the end of the reporting period.

(n) Issued Capital

Issued and paid up capital is recognised at the fair value of the consideration received by the Group.

Any transaction costs arising on the issue of ordinary shares are recognised directly in equity as a reduction of the share proceeds received.

(o) Cash and Cash Equivalents

Cash and cash equivalents include cash on hand, deposits held at call with banks, other short-term highly liquid investments with original maturities of three months or less, and bank overdrafts. Bank overdrafts are shown within short-term borrowings in current liabilities on the statement of financial position.

Notes to the Financial Statements

YEAR ENDED 30 JUNE 2015

1. SUMMARY OF SIGNIFICANT ACCOUNTING POLICIES (continued)

(p) Revenue and Other Income

Revenue is measured at the fair value of the consideration received or receivable after taking into account any trade discounts and volume rebates allowed. Any consideration deferred is treated as the provision of finance and is discounted at a rate of interest that is generally accepted in the market for similar arrangements. The difference between the amount initially recognised and the amount ultimately received is interest revenue.

The following specific recognition criteria must also be met before revenue is recognised:

Sale of Goods

Significant risk and rewards of ownership of goods has passed to the buyer.

Rendering of Services

Where the contract outcome can be reliably measured, control of the right to be compensated for the services and the stage of completion can be reliably measured. Stage of completion is measured by reference to the labour hours incurred to date as a percentage of total estimated hours for each contract.

Where the contract outcome cannot be reliably measured, revenue is recognised only to the extent that costs have been incurred.

Interest

Interest revenue is recognised on a proportional basis taking into account the effective interest rates applicable to the financial assets.

All revenue is stated net of the amount of goods and services tax (GST).

(q) Borrowing Costs

All borrowing costs are expensed in the period in which they are incurred.

(r) Earnings per share ("EPS")

Basic EPS is calculated as net profit attributable to members, adjusted to exclude costs of servicing equity (other than dividends) and preference share dividends, divided by the weighted average number of ordinary shares, adjusted for any bonus element.

Diluted EPS is calculated as net profit attributable to members, adjusted for:

- costs of servicing equity (other than dividends) and preference share dividends;
- the after tax effect of dividends and interest associated with dilutive potential ordinary shares that have been recognised as expenses;
- other non-discretionary changes in revenues or expenses during the period that would result from the dilution of potential ordinary shares; and
- divided by the weighted average number of ordinary shares and dilutive potential ordinary shares, adjusted for any bonus element.

(s) Consumption Taxes (GST and VAT)

Revenues, expenses and assets are recognised net of the amount of GST and VAT, except where the amount of GST and VAT incurred is not recoverable from the taxation authority. In these circumstances the GST and VAT is recognised as part of the cost of acquisition of the asset or as part of an item of the expense. Receivables and payables in the statement of financial position are shown inclusive of GST and VAT.

Cash flows are presented in the statement of cash flows inclusive of GST and VAT.

Notes to the Financial Statements

YEAR ENDED 30 JUNE 2015

1. SUMMARY OF SIGNIFICANT ACCOUNTING POLICIES (continued)

(t) Government Grants

Government grants are recognised at fair value where there is reasonable assurance that the grant will be received and all grant conditions will be met. Grants relating to expense items are recognised as income over the periods necessary to match the grant to the costs they are compensating.

(u) Comparative Figures

When required by accounting standards, comparative figures have been restated to conform to changes in presentation for the current financial year.

(v) Rounding of Amounts

The parent entity has applied the relief available to it under ASIC Class Order 98/100 and accordingly, amounts in the financial report and directors' report have been rounded off to the nearest \$1,000, or in certain cases the nearest dollar.

(w) Critical Accounting Estimates & Judgements

The directors evaluate estimates and judgements incorporated into the financial report based on historical knowledge and best available current information. Estimates assume a reasonable expectation of future events and are based on current trends and economic data, obtained both externally and within the Group.

Key estimates

(i) *Impairment of Goodwill*

Determining whether goodwill is impaired requires an estimation of the value in use of the cash-generating units (CGU) to which goodwill has been allocated. The value in use calculation requires the Group to estimate the future cash flows expected to arise from the CGU and a suitable discount rate in order to calculate the present value.

Refer to Note 13 for details of the assumptions used in this calculation and the potential impact of changes to the assumptions.

Key judgements

(i) *Provision for impairment of receivables*

The Group assesses the recoverability of each individual trade receivable account to determine whether a provision for impairment is required for any potentially non recoverable amounts. Management has considered that each trade receivable amount recorded is fully recoverable, hence no provision for impairment has been made in respect of trade receivables.

(ii) *Unbilled revenue*

The Group measures unbilled revenue based on information available at the time of recognition. This information includes historical trends, data analysis, significant judgments from key management personnel as to the reasonable expectations of future events and completion of projects in progress. Management has considered certain old amounts as fully recoverable and therefore no provision for impairment was made. See Note 9 for further details.

Notes to the Financial Statements

YEAR ENDED 30 JUNE 2015

1. SUMMARY OF SIGNIFICANT ACCOUNTING POLICIES (continued)

(x) New Accounting Standards for Application in Future Period

Accounting Standards and Interpretations issued by the AASB that are not yet mandatorily applicable to the Group, together with an assessment of the potential impact of such pronouncements on the Group when adopted in future periods, are detailed below:

AASB 9: Financial Instruments and associated Amending Standards (applicable for annual reporting periods commencing on or after 1 January 2017).

The Standard will be applicable retrospectively (subject to the comment on hedge accounting below) and includes revised requirements for the classification and measurement of financial instruments, revised recognition and de-recognition requirements for financial instruments and simplified requirements for hedge accounting. The key changes made to the Standard that may affect the Group on initial application include certain simplifications to the classification of financial assets, simplifications to the accounting of embedded derivatives, and the irrevocable election to recognise gains and losses on investments in equity instruments that are not held for trading in other comprehensive income. AASB 9 also introduces a new model for hedge accounting that will allow greater flexibility in the ability to hedge risk, particularly with respect to hedges of non-financial items.

Although the directors anticipate that the adoption of AASB 9 may have an impact on the Group's financial instruments, it is impracticable at this stage to provide a reasonable estimate of such impact.

AASB 15: Revenue from Contracts with Customers (applicable for annual reporting periods commencing on or after 1 January 2017).

This Standard, when effective, will replace the current accounting requirements applicable to revenue with a single, principles-based model. Except for a limited number of exceptions, including leases, the new revenue model in AASB 15 will apply to all contracts with customers as well as non-monetary exchanges between entities in the same line of business to facilitate sales to customers and potential customers. The core principle of AASB 15 is that an entity will recognise revenue to depict the transfer of promised goods or services to customers in an amount that reflects the consideration to which the entity expects to be entitled in exchange for the goods or services. To achieve this objective, AASB 15 provides the following five-step model:

- " identify the contract(s) with a customer;
- " identify the performance obligations in the contract(s);
- " determine the transaction price;
- " allocate the transaction price to the performance obligations in the contract; and
- " recognise revenue when (or as) the performance obligation is satisfied.

AASB 15 also requires enhanced disclosures regarding revenues.

This Standard will require retrospective restatement and is available for early adoption.

Although the directors anticipate that the adoption of AASB 15 may have an impact on the Group's financial statements, it is impracticable at this stage to provide a reasonable estimate of such impacts.

These Standards are not expected to significantly impact the Group's financial statements.

Notes to the Financial Statements

YEAR ENDED 30 JUNE 2015

2. PARENT INFORMATION

The following information has been extracted from the books and records of the parent and has been prepared in accordance with Accounting Standards.

	2015 \$'000	2014 \$'000
STATEMENT OF FINANCIAL POSITION		
ASSETS		
Current Assets	10,266	20,191
Total Assets	19,215	28,473
LIABILITIES		
Current Liabilities	6,331	14,330
Total Liabilities	7,713	15,424
EQUITY		
Issued Capital	12,105	12,075
Reserves	1,608	1,608
Retained earnings/(accumulated losses)	(2,211)	(634)
Total Equity	11,502	13,049

	2015 \$'000	2014 \$'000
STATEMENT OF COMPREHENSIVE INCOME		
Total (loss) / profit	(1,577)	942
Total comprehensive (loss) / income	(1,577)	942

Guarantees

CPT Global Limited has not entered into any guarantees, in the current or previous financial year, in relation to the debts of its subsidiaries. Refer to Note 23 for details of bank guarantees in relation to leased offices.

3. REVENUE

	Note	2015 \$'000	2014 \$'000
REVENUE			
Services Revenue		28,196	38,404
Total Revenue		28,196	38,404
OTHER (EXPENSE) / INCOME			
Rent Income		9	21
Interest Income		10	8
Other (Expense) / Income		(137)	159
Total Other (Expense) / Income		(118)	188

Notes to the Financial Statements

YEAR ENDED 30 JUNE 2015

4. PROFIT/(LOSS) FOR THE YEAR

Note

2015
\$'000

2014
\$'000

Profit or loss for the year also includes the following specific expense items.

Finance costs:

Interest expense on borrowings	154	177
Total finance costs	154	177
Foreign currency translation losses (gains)	418	(146)
Occupancy expenses	963	836
Depreciation and amortisation of non-current assets	97	149
Defined superannuation contribution expense - Others	256	272
Defined superannuation contribution expense - KMP	107	132

5. INCOME TAX (BENEFIT) / EXPENSE

2015
\$'000

2014
\$'000

Tax expense comprises:

Current tax	(83)	907
Deferred tax	(125)	(112)
Under/(over) provision of previous year	-	37
	(208)	832

The prima facie tax on profit before income tax is reconciled to the income tax as follows:

Prima facie tax on profit before income tax at 30% (2014: 30%)	(1,579)	895
Tax effect of		
▪ Goodwill impairment	720	-
▪ Tax on overseas income at a different rate	195	(23)
▪ Share-based payments expense	2	5
▪ Other non-allowable items	5	11
▪ Foreign exchange differences arising on net investment in foreign entities	374	(93)
▪ Foreign currency exchange profit not subject to income tax	34	-
▪ Change in recognised deductible temporary difference	41	-
Under/(over) provision of previous year	-	37
Income tax (benefit) / expense attributable to the entity	(208)	832

The applicable weighted average effective tax rates are as follows: 4% 28%

The effective tax rate decreased in 2015 to 4%, as a result of the group's tax losses.

Notes to the Financial Statements

YEAR ENDED 30 JUNE 2015

6. DIVIDENDS PAID OR PROVIDED FOR ON ORDINARY SHARES

	2015 \$'000	2014 \$'000
(a) Dividends paid during the year		
• <i>Current year interim</i>		
Franked dividends (0.0c per share) (2014: 3.0c per share)	-	1,101
Prior year final		
Franked dividends (1.5c per share) (2014: 0.0c per share)	551	-
	<u>551</u>	<u>1,101</u>
(b) Dividends proposed and not recognised as a liability		
• Franked dividends (0.0c per share) (2014: 1.5c per share)	-	551
(c) Franking credit balance		
Balance of franking account at year end adjusted for franking credits arising from:		
• Payment of provision for income tax		
• Franking debits arising from payment of proposed dividends	2,362	1,862
Subsequent to year end, the franking account would be reduced by the proposed dividend reflected in Note 6(b) as follows:	-	(236)
	<u>2,362</u>	<u>1,626</u>

7. CASH AND CASH EQUIVALENTS

	2015 \$'000	2014 \$'000
Cash at bank and in hand	<u>458</u>	<u>2,424</u>
Reconciliation of cash		
Cash at the end of the financial year as shown in the statement of cash flows is reconciled to items in the statement of financial position as follows:		
Cash and cash equivalents	<u>458</u>	<u>2,424</u>

Notes to the Financial Statements

YEAR ENDED 30 JUNE 2015

8. TRADE AND OTHER RECEIVABLES

	Notes	2015 \$'000	2014 \$'000
CURRENT			
Trade receivables	8(a)	4,527	6,995
Provision for impairment of receivables	8(b)	-	-
		<u>4,527</u>	<u>6,995</u>
Other receivables		8	153
		<u>4,535</u>	<u>7,148</u>

- (a) Trade receivables are non-interest bearing and generally on 30 day terms. The average credit period on rendering of services and sale of goods is 60 days (2014: 66 days). Management has objective evidence that no receivable amounts arising from the past sale of goods and rendering of services in the current year are impaired and therefore no provision for impairment has been recognised (2014: \$nil).

Before accepting new customers, the Group assesses the creditworthiness of the potential client using information provided by independent rating agencies, publicly available information and its own trading record. The Group's client portfolio consists of leading blue chip companies, Fortune Global 500 companies and Government departments within Australia. The profile of the trade receivable balance as at the reporting date is as follows:

Of the trade receivable balance at the end of the reporting period, \$33,880 (2014: \$182,883) is due from a large Australian telecommunications company totalling 0.7% (2014: 2.6%) of the trade receivables balance. There is also \$222,063 (2014: \$358,536) and \$712,328 (2014: \$792,546) from two leading banking institutions in Australia, \$nil (2014: \$147,326) from an Australian health insurer, \$183,760 (2014: \$401,822) from a leading property and infrastructure company in Australia, \$351,569 (2014: \$nil) from a major banking group in Italy, \$7,142,946 (2014: \$575,825) from a large Canadian telecommunications company, \$nil (2014: \$364,646) from a major Canadian bank, \$160,155 (2014: \$738,311), and \$nil (2014: \$402,354) from two large financial organisation in North America and \$nil (2014: \$425,354) from a large pharmacy benefit management company in North America, \$295,737 (2014: \$nil) from a large central American bank.

There are no other customers who represent more than 5% of the total balance of trade receivables. Also of the trade receivables balance at the end of the reporting period a concentration of \$2,395,255 (53%) (2014: \$3,840,837) (55%) relates to Australia. The remaining amounts are not individually significant.

Trade receivables that are past due but not impaired

Included in the trade receivable balance are debtors with a carrying amount of \$579,683 (2014: \$940,446) in the group which are past due at the end of the reporting period but have not been provided for as there has not been a significant change in credit quality and the amounts are still considered recoverable. Of the overdue balance, \$450,446 (2014: \$622,599) relates to clients with whom the Group has traded with for more than one year with no history of delinquency. The nature of the clients, namely a mix of large financial institutions, telecommunications companies and government give further confidence that these past due balances are not impaired. The Group does not hold any collateral over these balances. The ageing analysis of these trade receivables is:

	2015 \$'000	2014 \$'000
1-3 months	580	940
Within initial trade terms	<u>3,947</u>	<u>6,055</u>
	<u>4,527</u>	<u>6,995</u>

Notes to the Financial Statements

YEAR ENDED 30 JUNE 2015

8. TRADE AND OTHER RECEIVABLES (Continued)

(b) Provision for impairment of current trade receivables

Current trade and other receivables are non-interest bearing and generally on 30 day terms. A provision for impairment is recognised when there is objective evidence that an individual trade or term receivable is impaired. These amounts have been included in the other expenses item.

Movement in the provision for impairment of receivables is as follows:

	2015 \$'000	2014 \$'000
Balance at beginning of year	-	(36)
Reversal/(Increase) of impairment provision for the year	-	36
Balance at end of year	-	-

The carrying value of trade and other receivables approximates its fair value. Trade and other receivables are recoverable within 12 months, hence the effects of discounting is immaterial.

9. UNBILLED REVENUE (CURRENT)

	2015 \$'000	2014 \$'000
Unbilled revenue	4,176	3,109
Total	4,176	3,109

Unbilled revenue represents amounts relating to revenue recognised in accordance with the accounting policies detailed in Note 1(c) that had not been invoiced to the customer as at the end of the reporting period. Included in the Group's unbilled revenue balance is \$170,828 (2014: \$124,581) relating to revenue that was recognised more than 12 months prior to the end of the reporting period. No provision for impairment has been recognised in relation to these amounts as management still consider these amounts to be recoverable.

10. OTHER CURRENT ASSETS

	2015 \$'000	2014 \$'000
Prepayments	144	65
Other current assets	219	234
	363	299

Notes to the Financial Statements

YEAR ENDED 30 JUNE 2015

11. INTERESTS IN SUBSIDIARIES

Name	Country of incorporation	Percentage of equity interest held by the economic entity*	
		2015 %	2014 %
CPT Global Ltd	United Kingdom	100	100
CPT Global GmbH	Germany	100	100
CPT Global Inc	USA	100	100
CPT Global Consulting Corp	Canada	100	100
CPT Global France	France	100	100
CPT Global Australia Pty Ltd	Australia	100	100
CPT Global International Pty Ltd	Australia	100	100
CPT Global Pte Ltd	Singapore	100	100
CPT Global SRL	Brazil	100	100
CPT Consultoria Global Em Informatica Ltda	Italy	100	100

CPT Global SRL and CPT Consultoria Global Em Informatica Ltda were established during the financial year but did not trade or undertake any transactions other than the initial capital contribution.

There are no known restrictions on the transfer of cash or assets within the group.

* The percentage of voting power is proportional to ownership.

Notes to the Financial Statements

YEAR ENDED 30 JUNE 2015

12. PROPERTY, PLANT AND EQUIPMENT

Notes

	2015 \$'000	2014 \$'000
<i>Motor vehicles</i>		
At cost	74	60
Accumulated depreciation	(74)	(60)
	-	-
<i>Office equipment</i>		
At cost	237	1,093
Accumulated depreciation	(219)	(1,057)
	18	36
<i>Furniture, fixtures and fittings</i>		
At cost	65	238
Accumulated depreciation	(65)	(234)
	-	4
<i>Improvements</i>		
At cost	39	167
Accumulated depreciation	(39)	(167)
	-	-
<i>Leased plant and equipment</i>		
At cost	18	205
Accumulated depreciation	(18)	(204)
	-	1
Total property, plant and equipment	18	41

	2015 \$'000	2014 \$'000
(a) Reconciliations		
Reconciliations of the carrying amounts of property, plant and equipment at the beginning and end of the current financial year.		
<i>Motor vehicles</i>		
Cost at beginning of year	62	60
Effects of movements in exchange rate	12	-
Cost at end of year	74	60
Accumulated depreciation at beginning of year	(62)	(60)
Effects of movements in exchange rate	(12)	-
Accumulated depreciation at end of year	(74)	(60)
Carrying amount	-	-

Notes to the Financial Statements

YEAR ENDED 30 JUNE 2015

12. PROPERTY, PLANT AND EQUIPMENT (continued)

Office Equipment

Cost at beginning of year	1,093	1049
Write off fully depreciated assets	(876)	44
Additions	14	-
Effects of movements in exchange rate	6	-
Cost at end of year	237	1093

Accumulated depreciation at beginning of year	(1,057)	(1003)
Write-off of fully depreciated assets	864	-
Depreciation	(32)	(54)
Effects of movements in exchange rate	6	-
Accumulated depreciation at end of year	(219)	(1,057)

Carrying value	18	36
----------------	----	----

Furniture, fixtures and fittings

Cost at beginning of year	238	238
Write off fully depreciated assets	(173)	-
Cost at end of year	65	238

Accumulated depreciation at beginning of year	(234)	(215)
Write-off of fully depreciated assets	173	-
Depreciation	(4)	(19)
Accumulated depreciation at end of year	(65)	(234)

Carrying amount	-	4
-----------------	---	---

Improvements

Cost at beginning of year	167	167
Write-off of fully depreciated assets	(128)	-
Cost at end of year	39	167

Accumulated depreciation at beginning of year	(167)	(167)
Write-off of fully depreciated assets	128	-
Cost at end of year	(39)	(167)

Carrying amount	-	-
-----------------	---	---

Notes to the Financial Statements

YEAR ENDED 30 JUNE 2015

12. PROPERTY, PLANT AND EQUIPMENT (continued)

Leased plant and equipment

Cost at beginning of year	205	205
Write-off of fully depreciated assets	(186)	-
Cost at end of year	19	205
Accumulated depreciation at beginning of year		
Write-off of fully depreciated assets		
Depreciation	(204)	(198)
Accumulated depreciation at end of year	186	-
	(1)	(6)
Carrying amount	(19)	(204)
	-	1

13. INTANGIBLE ASSETS

	2015	2014
	\$'000	\$'000
Goodwill at cost	9,659	9,659
Accumulated impairment losses	(4,873)	(2,473)
Total goodwill	4,786	7,186
Intellectual Property at cost	75	75
Software at cost	818	818
Accumulated amortisation	(609)	(549)
Total software	209	269
Total intangible assets	5,070	7,530

	Goodwill	Intellectual Property	Software
	\$'000	\$'000	\$'000
Year ended 30 June 2014			
Balance at the beginning of the year	7,186	75	339
Amortisation charge	-	-	(70)
	7,186	75	269

Year ended 30 June 2015

Balance at the beginning of the year	7,186	75	269
Impairment charge	(2,400)	-	-
Amortisation charge	-	-	(60)
	4,786	75	209

Notes to the Financial Statements

YEAR ENDED 30 JUNE 2015

13. INTANGIBLE ASSETS (continued)

The impairment charge of \$2.4m is against the goodwill allocated to the Australian cash generating unit. The key driver of the impairment of goodwill was the overall revenue forecast which is 10% lower over the forecast period compared to the forecast adopted in 2014. The revenue forecast has decreased as a result of the Australian CGU not achieving forecast for the 2015 financial year, the slower recovery in Government spending on IT than anticipated and a reduction in spend on CPT services at three key clients. In addition, there continues to be pressure on margins as clients seek cost savings in IT through their procurement processes.

Intangible assets other than goodwill and intellectual property have finite useful lives. The current amortisation charges for intangible assets are included under depreciation and amortisation expense per the statement of comprehensive income. Goodwill and intellectual property have indefinite useful lives. These have been assessed as having indefinite useful lives because these intangible assets arose on the acquisition of businesses purchased as going concerns. These businesses continue to be operated within the CPT Global Group and there are no plans to cease any part of these operations.

Goodwill is allocated to cash-generating units, based on the Group's reporting segment.

	2015 \$'000	2014 \$'000
Australian Segment	4,157	6,557
Europe Segment	629	629
	<u>4,786</u>	<u>7,186</u>

The recoverable amount of the cash-generating units is determined based on value-in-use calculations. Value-in-use is calculated based on the present value of the projected cash flows from that cash-generating unit over 5 years; periods beyond 5 years have been extrapolated using the terminal value growth rate of 7.5%.

Key Assumptions

The following key assumptions were used in determining the recoverable amount of goodwill:

	Discount rate		Gross Margin		Sales Growth	
	2015	2014	2015	2014	2015	2014
Australian Segment	18.6%	21.3%	25.0%	27.0%	7.7%	4.9%

Management has based the value-in-use calculations on budgets and estimates for the CGU. The value-in-use is most sensitive to the following assumptions:

- Discount rate;
- Gross profit margins;
- Sales growth rates.

Discount rate - discount rate is a pre-tax rate and reflects the risks associated with a particular segment.

Gross profit margins - values assigned reflect past experience and recognition of the existing tightening market conditions.

Sales growth rates - reflects management's expectations of revenue growth in the context of the Group's Australian market strategy.

Notes to the Financial Statements

YEAR ENDED 30 JUNE 2015

14. TRADE AND OTHER PAYABLES

	2015	2014
	\$'000	\$'000
CURRENT		
Trade payables	2,956	4,015
Sundry payables and accrued expenses	1,565	1,431
Employee benefits	671	754
Unearned revenue	25	197
	<u>5,217</u>	<u>6,397</u>

Due to the short-term nature of these payables, their carrying value is assumed to approximate to their fair value. There are no financial guarantees in place.

15. BORROWINGS

	Note	2015	2014
		\$'000	\$'000
CURRENT			
Secured borrowings	15(a)	(596)	-
Unsecured borrowings	15(b)	(275)	-
Total borrowings		<u>(871)</u>	<u>-</u>
Unutilised financing facilities			
Credit facility		6,500	5,000
Amount secured utilised	15(a)	(596)	-
Amount unsecured utilised	15(b)	(275)	-
		<u>5,629</u>	<u>5,000</u>

- (a) The parent entity has a GE debtors financing facility in place. The facility is secured by a first registered company charge (mortgage debenture) over the carrying value of the total assets of the parent entity, which totalled \$10,950,719 at the end of the reporting period. Interest is charged at a 5.5% margin above the 90 day Bank Bill Swap Rate. The maximum facility is \$5m.
- (b) The parent entity entered into a \$1.5m export contract loan agreement on 29 May 2015 with EFIC. The loan is available to be drawn until 30 November 2015 and is repayable by 28 February 2016. Interest is charged at BBSY plus a margin of 6% and a commitment fee of 2% is payable on the undrawn facility. Under the terms of the loan, CPT Global cannot pay a dividend for the 2015 financial year and, for the 2016 financial year, the dividend cannot exceed 75% of net profit. Each subsidiary of the parent entity is a guarantor of the loan. There is no other security attached to the loan.

Notes to the Financial Statements

YEAR ENDED 30 JUNE 2015

16. TAX

	Notes	2015 \$'000	2014 \$'000
LIABILITIES			
Current			
Current tax liability		-	557
Non Current			
Deferred tax liabilities comprise:			
Unrealised foreign exchange gain		429	181
Reconciliation of deferred tax liabilities			
Opening balance		181	150
Debited to the statement of comprehensive income		248	31
Closing balance		429	181
ASSETS			
Current			
Current tax asset		526	-
Non Current			
Deferred tax assets comprise:			
Provisions, accrued employee entitlements and benefits and accruals		582	622
Future income tax benefits attributable to tax losses		1,159	746
		1,741	1,368
Reconciliation of deferred tax assets			
Opening balance		1,368	1,225
Credited to the statement of comprehensive income	5	373	143
Closing balance		1,741	1,368

The future income tax benefit of the deferred tax assets will only be realised if the conditions of deductibility set out in Note 1(b) occur. Deferred tax assets not brought to account for which the benefits will only be realised if the conditions for deductibility set out in Note 1(b) occur amount to \$485,991 (2014: \$310,860). CPT Global's tax losses that have not been brought to account are generally not subject to restrictions except for the tax losses in US and Canada which are available for up to seven years from the year the tax loss occurred. Of the losses not brought to account 100% relate to the US and Canada.

Notes to the Financial Statements

YEAR ENDED 30 JUNE 2015

17. PROVISIONS

	2015	2014
	\$'000	\$'000
Long-term employee benefits (Non-Current)		
Balance at 1 July 2014	110	256
Provisions used during year	(24)	(146)
Balance at 30 June 2015	86	110

	2015	2014
	\$'000	\$'000
Long-term employee benefits (Current)		
Balance at 1 July 2014	838	525
Provided for during year	54	313
Balance at 30 June 2015	892	838

A provision has been recognised for employee entitlements relating to long service leave. In calculating the present value of future cash flows in respect of long service leave, the probability of long service leave being taken is based on historical data.

18. ISSUED CAPITAL

(a) Issued and paid up capital	2015	2014
	\$'000	\$'000
36,759,460 (2014: 36,716,364)		
fully paid ordinary shares	12,105	12,075
	12,105	12,075

(b) Movements in shares on issue	2015		2014	
	Number of shares	\$'000	Number of shares	\$'000
Beginning of the financial year	36,716,364	12,075	36,716,364	12,075
Shares issued under dividend reinvestment	43,096	30	-	-
End of the financial year	36,759,460	12,105	36,716,364	12,075

- (i) Ordinary shares participate in dividends and the proceeds on winding up of the parent entity in proportion to the number of shares held. At shareholders' meetings each ordinary share is entitled to one vote when a poll is called, otherwise each shareholder has one vote on a show of hands. During the year ended 30th June 2015 no ordinary shares were bought back under the on market buyback (2014: Nil). Ordinary shares have no par value.
- (ii) The on market buyback commenced on the 27th August 2002 with 3,000,000 shares being the maximum to be bought back of which 2,413,905 were outstanding as at 30 June 2015.

(c) Options

- (i) For information relating to the CPT Global Limited employee option plan, including details of options issued, exercised and lapsed during the financial year and the options outstanding at year-end, refer to Note 22 Share based payments.

Notes to the Financial Statements

YEAR ENDED 30 JUNE 2015

18. ISSUED CAPITAL (Continued)

- (ii) For information relating to share options issued to key management personnel during the financial year, refer to Note 27 Key management compensation.

(d) Capital Management

Management controls the capital of the group in order to maintain an appropriate debt to equity ratio, provide shareholders with adequate returns and ensure that the group can fund its operations and continue as a going concern.

The Group does not currently have significant debt capital employed in the business as indicated in the following table. Management effectively manages the group's capital by assessing the group's financial risks and adjusts its capital structure in response to changes in these risks and in the market. These responses include the management of debt levels, distributions to shareholders, share buy-backs and share issues.

There have been no changes in the strategy adopted by management to control the capital of the group since the prior year. This strategy is to ensure that the group's gearing ratio remains at an appropriate level between 0% and 50%.

The gearing ratios for the year ended 30 June 2015 and 30 June 2014 are as follows:

	2015	2014
	\$'000	\$'000
Total borrowings	871	-
Less cash and cash equivalents	(458)	(2,424)
Net debt	413	-
Total equity	9,392	13,836
Total capital employed	9,392	13,836
Gearing ratio	4%	0%

During the term of the \$1.5m EFIC loan facility, which ends on 28 February 2016, CPT Global is subject to the following restrictions:

1. Dividends cannot exceed 75% of net profit in the 2016 financial year; and
2. CPT Global cannot enter into new debt facilities, dispose of assets or acquire assets without EFIC consent if the debt, disposal or acquisition exceeds \$500,000.

19. RESERVES

(a) Foreign currency translation

The foreign currency translation reserve records exchange differences arising on translation of the financial statements of foreign subsidiaries.

(b) Equity reserve

The equity reserve is a non-distributable reserve used to record share based payment expense.

Notes to the Financial Statements

YEAR ENDED 30 JUNE 2015

19. RESERVES (Continued)

(c) Analysis of items of other comprehensive income by each class of reserve

	2015 \$'000	2014 \$'000
Foreign currency translation reserve		
Exchange difference on translating foreign controlled entities	1,125	(256)
Movement in foreign currency translation reserve	1,125	(256)
Total other comprehensive income for the year	1,125	(256)

20. CASH FLOW INFORMATION

	2015 \$'000	2014 \$'000
(a) Reconciliation of the net profit after tax to the net cash flows from operations		
Net (loss) / profit	(5,056)	2,152
Non-Cash Items		
Depreciation and amortisation of non-current assets	97	149
Share based payment	8	5
Goodwill impairment	2,400	-
Changes in assets and liabilities		
Decrease/(increase) in trade and term receivables	2,989	(948)
(Increase)/decrease in prepayments	(79)	17
(Increase)/decrease in work in progress	(1,067)	649
(Increase)/decrease in deferred tax asset	(374)	(45)
(Decrease)/Increase in trade payables and accruals	(558)	96
(Decrease)/increase in income taxes payable	(1,083)	416
Increase in deferred tax liabilities	248	31
(Decrease)/Increase in employee entitlements	(53)	200
Net cash flow from operating activities	(2,528)	2,722

There were no acquisitions or disposals of subsidiaries in the 2015 financial year.

Notes to the Financial Statements

YEAR ENDED 30 JUNE 2015

21. EXPENDITURE COMMITMENTS

(a) Lease expenditure commitments	2015	2014
(i) Operating leases (non-cancellable):	\$'000	\$'000

Minimum lease payments

- not later than one year	389	476
- later than one year and not later than five years	461	828
	850	1,304

Note:

The property leases are non-cancellable with terms ranging from 2 to 5 years. Rent is payable monthly in advance and the amounts disclosed do not include GST. Contingent rental provisions within the leases require the minimum lease payments to be increased by CPI on the anniversary of the lease agreement. No options exist to renew the leases.

22. SHARE-BASED PAYMENTS

The following share-based payment arrangements existed at 30 June 2015:

		Issue date	Expiry date	Exercise Price	As at 1 July 2014	Granted	Forfeited/ Exercised/ transferred/ expired	As at 30 June 2015
Directors Performance Rights	(a)	18/11/13	18/11/16	\$0.50	400,000	-	(250,000)	150,000
	(b)	25/11/14	18/11/17	\$0.00	-	300,000	-	300,000
					400,000	300,000	(250,000)	450,000

(a) On 18 November 2013, at the Company's Annual General Meeting, 400,000 performance rights were granted to directors to take up ordinary shares at an exercise price of \$0.50 per share. The fair value of these performance shares at the date of grant was \$12,453. The fair value has been calculated using a combination of the Monte Carlo and American Binomial pricing methodologies for tranches using the following inputs:

Weighted average exercise price	\$0.50
Maximum life of right	3 years
Underlying share price	\$0.44
Expected share price volatility	42%
Risk free interest rate	2.9%
Dividend yield	9%

Notes to the Financial Statements

YEAR ENDED 30 JUNE 2015

22. SHARE-BASED PAYMENTS (Continued)

(b) On 25 November 2014, at the Company's Annual General Meeting, 300,000 performance rights were granted to directors to take up ordinary shares at an exercise price of \$0.00 per share. The fair value of these performance rights at the date of grant was \$71,006. The fair value has been calculated using a combination of the Monte Carlo and American Binomial pricing methodologies for tranches using the following inputs:

Weighted average exercise price	\$0.00
Maximum life of right	3 years
Underlying share price	\$0.71
Expected share price volatility	35%
Risk free interest rate	2.5%
Dividend yield	4.5%

Share price volatility has been determined based on the historical volatility of ASX listed companies operating in similar markets and offering similar services to CPT Global. Peer group companies were used to estimate share price volatility as CPT Global's shares are fairly illiquid, as the exercise price is \$0.00, share price volatility does not have a material impact on the fair value of the performance rights.

The issue of these performance shares in four tranches was contingent upon the following conditions being met:

No of Shares to be Issued	Conditions to be Met
100,000	The highest quoted (buy) price for CPT Global shares reaching or exceeding \$1.00 for 5 consecutive business days during the period 18 November 2014 and 30 June 2015 (both dates inclusive)
50,000	The Company's international revenue (as reported in the Company's 2015 annual report) reaching or exceeding \$22m for the 2015 fiscal year
100,000	The highest quoted (buy) price for CPT Global shares reaching or exceeding \$1.25 for 5 consecutive business days during the period 1 July 2015 and 30 June 2016 (both dates inclusive)
50,000	The Company's international revenue (as reported in the Company's 2016 annual report) reaching or exceeding \$25.5m for the 2016 fiscal year

The performance rights hold no voting or dividend rights, are not transferrable and will lapse in the event of the resignation of a director. At the date of this report, all directors in receipt of the performance options remain employed by CPT.

An amount of \$7,531 pertaining to these entitlements has been included in the statement of comprehensive income for the period.

Notes to the Financial Statements

YEAR ENDED 30 JUNE 2015

22. SHARE-BASED PAYMENTS (Continued)

(b) Information with respect to the number of options granted is as follows:

	2015		2014	
	Number of options	Weighted average exercise price \$	Number of options	Weighted average exercise price \$
Outstanding at the beginning of the year	400,000	0.50	-	-
Granted	300,000	0.00	400,000	0.50
Forfeited	50,000	0.50	-	-
Exercised	-	-	-	-
Cancelled	200,000	0.50	-	-
Expired	-	-	-	-
Outstanding at year end	450,000	0.17	400,000	0.50

At 30 June 2015, there were 150,000 (2014: 175,000) options vested but not exercised.

There are no other options granted by CPT Global Limited to any other party. Options do not confer on the holder any right to vote or participate in the dividends of the economic entity and are not transferable.

23. CONTINGENT LIABILITIES

Guarantees

CPT Global Limited has provided guarantees of \$217,662 to third parties in relation to its performance and obligations in respect of property lease rentals. The guarantees are for the term of the facilities and leases. The guarantee for lease covers the next 12 months.

24. EVENTS AFTER THE REPORTING PERIOD

On 28th August 2015 CPT Global Limited announced its intention to extend the on-market share buy back for a further twelve months until 28th August 2016. A maximum of 3,000,000 shares may be bought back during the buy back period, which will now run until 28th August 2016.

25. EARNINGS PER SHARE

(a) The following reflects the income and share data used in the calculations of basic and diluted earnings per share:

Net (loss) / profit

Adjustments:

Earnings used in calculating basic and diluted earnings per share

	2015	2014
	\$'000	\$'000
Net (loss) / profit	(5,056)	2,152
Adjustments:	-	-
Earnings used in calculating basic and diluted earnings per share	(5,056)	2,152
	Number of shares	Number of shares
Weighted average number of ordinary shares used in calculating basic earnings per share	36,759,460	36,716,364
Weighted average number of options outstanding	300,000	400,000
Adjusted weighted average number of ordinary shares used in calculating diluted earnings per share	37,059,460	37,116,364

Notes to the Financial Statements

YEAR ENDED 30 JUNE 2015

26. AUDITORS' REMUNERATION

	2015 \$'000	2014 \$'000
Amounts received or due and receivable by ShineWing Australia and Moore Stephens London for:		
• an audit or review of the financial report of the parent and any other entity in the Group	173	164
• other services in relation to the entity and any other entity in the Group		
- tax compliance	73	45
- other services	-	-
	<hr/>	<hr/>

Other services relate to accounting and taxation services.

27. KEY MANAGEMENT PERSONNEL COMPENSATION

(a) Names and positions held of economic entity key management personnel in office at any time during the financial year are:

Key Management Person	Position
Fred S Grimwade	Non-executive Chairman
Alan Baxter	Non-executive Director
Gerry Tuddenham	Managing Director
Peter Wright	Executive Director
Alan Mackenzie	Chief Technology Officer
Kevin Akom	Chief Operating Officer
Grant Sincock	Company Secretary and Chief Financial Officer (commenced 1 June 2015)
Elliot Opolion	Company Secretary and Chief Financial Officer

Two key management personnel left the organisation on the following dates

Peter Wright 31 December 2014

Elliot Opolion 30 June 2015

b) Key Management Personnel Compensation

Refer to the Remuneration Report contained in the Director's Report for details of the remuneration paid to each member of the Group's key management personnel for the year ended 30 June 2015.

The totals of remuneration paid to key management personnel of the company and the Group during the year are as follows:

	2015 \$000	2014 \$000
Short-term employee benefits	1,733	1,790
Post-employment benefits	121	132
Other long-term benefits	111	22
Share based payments	8	5
	<hr/>	<hr/>
	1,973	1,949

Notes to the Financial Statements

YEAR ENDED 30 JUNE 2015

27. KEY MANAGEMENT PERSONNEL COMPENSATION (Continued)

c) Compensation Performance Rights

	Balance at beginning of Period	Granted as Remuneration	Rights Exercised	Rights Lapsed / Cancelled	Balance at End of Period	Exercisable at End of Period	Vested and Unexercised at End of Period
Gerry Tuddenham	200,000	200,000	-	100,000	300,000	100,000	100,000
Alan Baxter	50,000	50,000	-	25,000	75,000	25,000	25,000
Fred Grimwade	50,000	50,000	-	25,000	75,000	25,000	25,000
Peter Wright	100,000	-	-	100,000	-	-	-
Total	400,000	300,000	-	250,000	450,000	150,000	150,000

(d) Shareholdings

Shares held by key management personnel directly, indirectly or beneficially including their related parties:

Shares held in CPT Global Limited	Balance 1 July 2014 Ord	Granted as Remuneration Ord	On Exercise of Options Ord	Net Change Other Ord	Balance 30 June 2015 Ord
Fred S Grimwade	718,200	-	-	-	718,200
Alan Baxter	-	-	-	-	-
Gerry Tuddenham	11,331,926	-	-	-	11,331,926
Specified Executives					
Kevin Akom	565,013	-	-	-	565,013
Alan Mackenzie	327,812	-	-	-	327,812
Total	12,942,951	-	-	-	12,942,951

Shares held in CPT Global Limited	Balance 1 July 2013 Ord	Granted as Remuneration Ord	On Exercise of Options Ord	Net Change Other Ord	Balance 30 June 2014 Ord
Fred S Grimwade	718,200	-	-	-	718,200
Gerry Tuddenham	12,981,926	-	-	(1,650,000)	11,331,926
Specified Executives					
Kevin Akom	565,013	-	-	-	565,013
Alan Mackenzie	327,812	-	-	-	327,812
Total	14,592,951	-	-	-	12,942,951

Notes to the Financial Statements

YEAR ENDED 30 JUNE 2015

28. RELATED PARTY DISCLOSURES

(a) Controlling Relationships

Interests in subsidiaries are set out in note 11. The parent entity and the ultimate controlling party of the group is CPT Global Limited. All transactions within the group were done on an arm's length basis.

(b) Key management personnel

Disclosures relating to key management personnel are set out in note 27. Key management personnel include the board of directors and key executives who are accountable and responsible for the operational, management and strategic direction of the Group.

29. OPERATING SEGMENTS

Identification of Reportable Segments

CPT Global Limited has identified its operating segments based on the internal reports that are reviewed and used by the Board of Directors (chief operating decision makers) in assessing the performance and determining the allocation of resources. The reportable segments disclosed are based on a geographical basis.

Reportable segments disclosed are based on aggregating operating segments where the segments are considered to have similar economic characteristics and are also similar with respect to the following:

- services provided by the segment;
- the type of customer for the services provided; and
- external regulatory requirements

Types of Services by Segment

Below outlines the major lines of services provided to customers for each reportable segment:

Australia

- Capacity Planning
- Cost Reduction Sustainable
- Mainframe & Midrange performance
- Project & Program management
- Technical Support services
- Management IT (MIT)
- Management, Functional & Automation Testing

Europe

- Mainframe & Midrange performance
- Technical Support services

North America

- Mainframe & Midrange performance
- Management, Functional & Automation Testing

Notes to the Financial Statements

YEAR ENDED 30 JUNE 2015

29. OPERATING SEGMENTS (Continued)

Basis of accounting for purposes of reporting by reportable segments

Accounting policies adopted

Unless stated otherwise, all amounts reported to the Board of Directors with respect to operating segments are determined in accordance with accounting policies that are consistent to those adopted in the annual financial statements of CPT Global Limited.

Inter-segment transactions

Segment revenues, expenses and results exclude transfers between segments. The prices charged on intersegment transactions are the same as those charged for similar services to parties outside of the Group on an arm's length basis. These transfers are eliminated on consolidation.

Segment Assets and Liabilities

Segment assets and liabilities reported are based on the internal reports reviewed by the Board of Directors. Assets include trade debtors and unbilled revenue balances. Liabilities include trade creditors and accruals.

Unallocated items

The Board of Directors review segment performance to only the gross profit level. All other items of revenue and expenses are not allocated to operating segments as they are not considered part of the core operations of any segment. Liabilities are not reported by segment for internal reporting purposes for the Board of Directors and therefore have been treated as unallocated items.

Segment Performance

	Australia		Europe		North America		Consolidated	
	2015 \$'000	2014 \$'000	2015 \$'000	2014 \$'000	2014 \$'000	2014 \$'000	2015 \$'000	2014 \$'000
REVENUE								
External Sales	15,869	19,902	3,412	6,154	8,915	12,348	28,196	38,592
Total Group Revenue							28,196	38,592
Segment Gross Profit before tax	3,867	5,541	855	3,068	3,798	5,707	8,402	14,504
<i>Reconciliation of segment result to group profit/loss before tax</i>								
Goodwill impairment	(2,400)						(2,400)	-
Unallocated Items								
- Overheads							(11,266)	(11,520)
Profit/ (Loss) before tax							(5,264)	2,984

Notes to the Financial Statements

YEAR ENDED 30 JUNE 2015

29. OPERATING SEGMENTS (Continued)

Segment Assets

	Australia		Europe		North America		Consolidated	
	2015	2014	2015	2014	2015	2014	2015	2014
	\$'000	\$'000	\$'000	\$'000	\$'000	\$'000	\$'000	\$'000
Segment Assets	3,350	4,329	2,142	1,664	3,737	4,264	9,229	10,257
Segment asset increases for the period:								
- Capital Expenditure	-	-	-	-	-	-	-	-
	3,350	4,329	2,142	1,664	3,737	4,264	9,229	10,257
<i>Reconciliation of segment assets to group assets</i>								
Unallocated assets:								
- Goodwill	4,232	6,632	629	629			4,861	7,261
- Property, plant & equipment							227	310
- Other Assets							2,570	4,091
Total Group Assets							16,887	21,919

Segment Liabilities

	Australia		Europe		North America		Consolidated	
	2015	2014	2015	2014	2015	2014	2015	2014
	\$'000	\$'000	\$'000	\$'000	\$'000	\$'000	\$'000	\$'000
Segment Liabilities	4,677	5,017	1,217	723	195	1,214	6,088	6,954
Segment liability increases for the period:								
-	-	-	-	-	-	-	-	-
	4,677	5,017	1,217	723	195	1,214	6,088	6,954
<i>Reconciliation of segment liabilities to group liabilities</i>								
Unallocated assets:								
- Provisions	1,382	1,095	-	-	24	34	1,406	1,129
- Other Liabilities	-	-	-	-	-	-	-	-
Total Group Liabilities							7,494	8,083

Major Customers

CPT Global Limited provides services to a range of clients in the financial services and telecommunications industries. CPT's top 10 clients account for 69% of the group's global revenue (2014: 62%), totalling \$19,552,843 (2014: \$23,925,884). Two of CPT's client's contributed more than 10% of the annual revenue (ANZ 15% - Australian segment and American Express 10% - North American segment).

Notes to the Financial Statements

YEAR ENDED 30 JUNE 2015

30. FINANCIAL INSTRUMENTS

Financial Risk Management

The group's financial instruments consist mainly of deposits with banks, accounts receivable and payable.

The main purpose of non-derivative financial instruments is to raise finance for group operations.

Derivatives may be used by the Group for hedging purposes. Such instruments include forward exchange and currency option contracts. The Group does not speculate in the trading of derivative instruments.

The board of directors is responsible for monitoring and managing financial risk exposures of the Group. The board reviews the effectiveness of internal controls relating to interest rate risk and foreign currency risk. The overall risk management strategy seeks to assist the Group in meeting its financial targets, while minimising potential adverse effects on financial performance in regards to financial and currency rate risk.

(i) Financial Risks

The main risks the group is exposed to through its financial instruments are interest rate risk, foreign currency risk, liquidity risk and credit risk.

Interest rate risk

The Group's exposure to interest rate risk, which is the risk that a financial instrument's value and cash flows will fluctuate as a result of changes in market interest rates and the effective weighted average interest rates on classes of financial assets and financial liabilities, is as follows:

Economic Entity	Floating interest rate		Fixed interest rate maturing in 1 to 5 years		Non-interest bearing		Total carrying amount as per statement of financial position		Weighted average effective interest rate	
	2015 \$'000	2014 \$'000	2015 \$'000	2014 \$'000	2015 \$'000	2014 \$'000	2015 \$'000	2014 \$'000	2015 %	2014 %
<i>(i) Financial assets</i>										
Cash and cash equivalents	458	2,424	-	-	-	-	458	2,424	0.43	0.29
Trade receivables	-	-	-	-	4,535	7,148	4,535	7,148		
Total financial assets	458	2,424	-	-	4,535	7,148	4,993	9,572		
<i>(ii) Financial liabilities at amortised cost</i>										
Bank overdrafts	-	-	-	-	-	-	-	-		
Trade and sundry payables	-	-	-	-	5,438	6,480	5,438	6,480		
Borrowings	871	-	-	-	-	-	871	-	2.0	0.0
Total financial liabilities	871	-	-	-	5,438	6,480	6,309	6,480		

Interest rate risk arises on cash and cash equivalents and bank overdrafts. Interest rate risk is managed by monitoring and reviewing cash flow forecasts and the trade receivables balance of the Group.

Interest rate sensitivity analysis

The sensitivity analysis below has been determined based on the exposure to interest rates for cash and cash equivalents as this is the only financial instrument materially exposed to floating interest rates. The analysis is based on actual monthly borrowing amounts throughout the year, as reported to management, with the stipulated change taking place at the beginning of the financial year and held constant throughout the reporting period. A 100 basis point increase or decrease has been used and represents management's assessment of the possible changes in interest rates. At the reporting date, if interest rates had been 100 basis points higher or lower and all other variables were held constant, the Group's profit before income tax would increase by \$15,784 and decrease by \$15,784 (2014: increase by \$6,500 and decrease by \$6,500).

Notes to the Financial Statements

YEAR ENDED 30 JUNE 2015

30. FINANCIAL INSTRUMENTS (Continued)

Foreign currency risk

The group is exposed to fluctuations in foreign currencies arising from the sale and purchase of services in currencies other than the group's functional currency, and the translation of foreign subsidiary results on consolidation.

The carrying amount of the Group's foreign currency denominated monetary assets and monetary liabilities at the end of the reporting period is as follows:

Economic Entity	Liabilities		Assets	
	2015	2014	2015	2014
	\$'000	\$'000	\$'000	\$'000
Australian dollars	-	11,219	-	39
US dollars	5	952	5	3,801
Sterling	-	646	-	2,325
Euro	222	2,101	879	2,080
Canadian dollars	-	107	-	1,627

The amounts disclosed above in relation to Australian dollars relate to intercompany payables and receivables in the each of the foreign subsidiaries whose functional currency is not Australian dollars.

Foreign currency sensitivity analysis

The Group is mainly exposed to US dollars, Sterling, Euros and CAD.

The following table details the Group's sensitivity to a 10% increase and decrease in the Australian dollar against the relevant foreign currencies. 10% is the sensitivity rate used as it represents management's assessment of the possible change in foreign exchange rates. The sensitivity analysis includes only outstanding foreign currency denominated monetary items and adjusts their translation at the period end for a 10% change in foreign currency rates. The sensitivity analysis includes external assets and liabilities as well as loans, receivables and payables balances with foreign subsidiaries where the denomination of the balance is in a currency other than the functional currency of the lender or borrower. A positive number indicates an increase in profit or loss and other equity where the Australian dollar strengthens against the respective currency. For a weakening of the Australian dollar against the respective currency there would be an equal and opposite impact on the profit and other equity, and the balances below would be negative.

Economic Entity	USD Impact		Sterling Impact		Euro Impact		CAD Impact	
	2015	2014	2015	2014	2015	2014	2015	2014
	\$'000	\$'000	\$'000	\$'000	\$'000	\$'000	\$'000	\$'000
Profit or loss	-	(902)	-	(491)	(60)	(66)	-	(42)
Other equity	70	(3)	29	(13)	10	17	5	6

The above impacts are mainly attributable to the exposure of intercompany payables, receivables and loan balances at the end of the reporting period.

Notes to the Financial Statements

YEAR ENDED 30 JUNE 2015

30. FINANCIAL INSTRUMENTS (Continued)

Liquidity risk

Liquidity risk is the risk the group will not be able to meet its financial obligations as they fall due.

The group manages liquidity risk by monitoring forecast cash flows and ensuring that adequate unutilised borrowing facilities are maintained. Included in Note 15 is a listing of additional undrawn facilities that the Group has at its disposal to further reduce liquidity risk. The borrowing facilities may be drawn at any time and may be terminated by the financing provider with three months' notice. All facilities are subject to annual review.

The table below analyses the Group's financial liabilities. All such liabilities are classified as current and therefore have contractual maturity within 12 months from the reporting date.

	2015 \$'000	2014 \$'000
Trade payables	2,956	4,015
Sundry payables and accrued expenses	1,565	1,430
	<u>4,521</u>	<u>5,445</u>

For details of expenditure commitments and maturity profile of the lease liability, refer to Note 21. The trade and sundry payables listed above are due for payment within 3 months.

Credit risk

Credit risk refers to the risk that a counterparty will default on its contractual obligations resulting in financial loss to the Group and essentially arises from holdings of cash and deposits and trade receivables as well as from the parent's potential obligations under the indemnity guarantee provided to banks. The risk is largely managed through a policy of only dealing with creditworthy counterparties. Periodic assessments of debtor balances are undertaken and provisions for impairment are recognised where appropriate.


The maximum credit risk exposure is the carrying value of cash and deposits and trade receivables as disclosed in notes 7 and 8.

Directors' Declaration

The directors of the company declare that:

1. the financial statements and notes, as set out on pages 21 to 61, are in accordance with the *Corporations Act 2001* and:
 - a. comply with Australian Accounting Standards, which, as stated in accounting policy Note 1 to the financial statements, constitutes explicit and unreserved compliance with International Financial Reporting Standards (IFRS); and
 - b. give a true and fair view of the financial position as at 30 June 2015 and of the performance for the year ended on that date of the company and economic entity.
2. the Chief Executive Officer and Chief Finance Officer have each declared that:
 - a. the financial records of the company for the financial year have been properly maintained in accordance with section 286 of the *Corporations Act 2001*;
 - b. the financial statements and notes for the financial year comply with Accounting Standards; and
 - c. the financial statements and notes for the financial year give a true and fair view.
3. in the directors' opinion there are reasonable grounds to believe that the company will be able to pay its debts as and when they become due and payable.

This declaration is made in accordance with a resolution of the Board of Directors.



Gerry Tuddenham
Managing Director

Melbourne, 30 September 2015

INDEPENDENT AUDITOR'S REPORT TO THE MEMBERS OF CPT GLOBAL LIMITED AND CONTROLLED ENTITIES

Report on the Financial Report

We have audited the accompanying financial report of CPT Global Limited and Controlled Entities which comprises the consolidated statement of financial position as at 30 June 2015, the consolidated statement of comprehensive income, the consolidated statement of changes in equity and the consolidated statement of cash flows for the year then ended, notes comprising a summary of significant accounting policies and other explanatory information and the directors' declaration of the consolidated entity comprising the company and the entities it controlled at the year's end or from time to time during the financial year.

Directors' Responsibility for the Financial Report

The directors of the company are responsible for the preparation of the financial report that gives a true and fair view in accordance with Australian Accounting Standards and the *Corporations Act 2001* and for such internal control as the directors determine is necessary to enable the preparation of the financial report that is free from material misstatement, whether due to fraud or error. In Note 1, the directors also state, in accordance with Accounting Standard AASB 101 *Presentation of Financial Statements*, that the financial statements comply with *International Financial Reporting Standards (IFRS)*.

Auditor's Responsibility

Our responsibility is to express an opinion on the financial report based on our audit. We conducted our audit in accordance with Australian Auditing Standards. Those standards require that we comply with relevant ethical requirements relating to audit engagements and plan and perform the audit to obtain reasonable assurance about whether the financial report is free from material misstatement.

An audit involves performing procedures to obtain audit evidence about the amounts and disclosures in the financial report. The procedures selected depend on the auditor's judgement, including the assessment of the risks of material misstatement of the financial report, whether due to fraud or error. In making those risk assessments, the auditor considers internal control relevant to the entity's preparation and fair presentation of the financial report in order to design audit procedures that are appropriate in the circumstances, but not for the purpose of expressing an opinion on the effectiveness of the entity's internal control. An audit also includes evaluating the appropriateness of accounting policies used and the reasonableness of accounting estimates made by the directors, as well as evaluating the overall presentation of the financial report.

We believe that the audit evidence we have obtained is sufficient and appropriate to provide a basis for our audit opinion.

Independence

In conducting our audit, we have complied with the independence requirements of the *Corporations Act 2001*.

Opinion

In our opinion:

- a) the financial report of CPT Global Limited and Controlled Entities is in accordance with *the Corporations Act 2001*, including:
 - i. giving a true and fair view of the consolidated entity's financial position as at 30 June 2014 and of its performance for the year ended on that date; and
 - ii. complying with Australian Accounting Standards and the *Corporations Regulations 2001*; and
- b) the financial report also complies with International Financial Reporting Standards as disclosed in Note 1.

Report on the Remuneration Report

We have audited the Remuneration Report included in pages 15 to 17 of the directors' report for the year ended 30 June 2015. The directors of the company are responsible for the preparation and presentation of the Remuneration Report in accordance with section 300A of the *Corporations Act 2001*. Our responsibility is to express an opinion on the Remuneration Report, based on our audit conducted in accordance with Australian Auditing Standards.

Auditor's Opinion

In our opinion the remuneration report of CPT Global Limited for the year ended 30 June 2015 complies with section 300A of the *Corporations Act 2001*.

A handwritten signature in cursive script that reads "ShineWing Australia".

ShineWing Australia (formerly Moore Stephens)

Chartered Accountants

A handwritten signature in cursive script, likely belonging to Hayley Underwood.

Hayley Underwood
Partner

Melbourne, 30 September 2015

Corporate Information

ACN 083 090 895
ABN 16 083 090 895

Directors

Fred Grimwade
(Non-executive Chairman)

Gerard (Gerry) Tuddenham
(Managing Director)

Alan Baxter
(Non-executive Director)

Company Secretary

Grant Sincock

Principal Registered Office

Level 1, 4 Riverside Quay
Southbank VIC 3006
Telephone: +61 (0)3 9684 7900
Facsimile: +61 (0)3 9684 7999
Internet: www.CPTglobal.com

2015 Annual General Meeting

The Annual General Meeting of CPT Global Limited members will be held on Monday 23rd November 2015 at 11.30 am at Computershare's office at 452 Johnson street, Abbotsford, Victoria.

Auditors

ShineWing Australia
Level 10, 530 Collins Street
Melbourne VIC 3000

Share Register

Computershare Investor Services Pty Ltd
Yarra Falls, 452 Johnston Street
Abbotsford VIC 3067
Telephone: 1300 850 505
Facsimile: +61 (0)3 9473 2500

Solicitors

Ernst & Young

Bankers

ANZ Banking Group Limited

ASX Code

CGO

CPT Global on the Web

For an introduction to the company and access to company announcements, descriptions of our core business, services and careers, and our corporate governance policies and procedures visit our website at www.CPTglobal.com

ASX Additional Information

Additional information required by the Australian Stock Exchange Ltd and not shown elsewhere in this report is as follows. The information is current as at 21st September 2015.

(a) Distribution of equity securities

The number of shareholders, by size of holding, in each class of share are:

Ordinary shares			Preference shares	
	Number of holders	Number of shares	Number of holders	Number of shares
1 - 1,000	66	48,311	-	-
1,001 - 5,000	363	1,019,249	-	-
5,001 - 10,000	191	1,491,886	-	-
10,001 - 100,000	313	9,835,366	-	-
100,001 and over	38	24,364,648	-	-
	971	36,759,460	-	-
The number of shareholders holding less than a marketable parcel of shares are:				
	97	90,958	-	-

(b) Twenty largest shareholders

The names of the twenty largest holders of quoted shares are:

		Listed ordinary shares	
		Number of shares	Percentage of ordinary shares
1	TUDDY SUPER PTY LTD	8,582,356	23.4%
2	GNP NOMINEES PTY LTD	3,888,285	10.6%
3	SONDA FONDO DE INVERSION PRIVADO	2,664,993	7.3%
4	PIE FUNDS	1,989,147	5.4%
5	MR FRED GRIMWADE	718,200	2.0%
6	MR PHILIP ADAM	622,782	1.7%
7	MR KEVIN AKOM	565,013	1.5%
8	FIVE TALENTS LIMITED	482,369	1.3%
9	ABN AMRO	458,519	1.2%
10	MRS ALISON BOLGER	362,550	1.0%
11	MR ALAN MACKENZIE	327,812	0.9%
12	MR JOHN CAREY	326,000	0.9%
13	MR NEVILLE WINSTON HASKETT	315,000	0.9%
14	MR MICHAEL LAZORIK	300,000	0.8%
15	MR BEN TUDDENHAM	293,526	0.8%
16	MR LUKE TUDDENHAM	292,955	0.8%
17	OSTRAVA EQUITIES PTY LTD	254,997	0.7%
18	FORSYTH BARR LTD	242,800	0.7%
19	CUSTODIAL SERVICES LTD	225,435	0.6%
20	PETHOL (VIC) PTY LTD	169,000	0.5%
		23,081,739	62.9%

ASX Additional Information

(c) Shares held in escrow

As at 21st September 2015, there were nil fully paid ordinary shares held in escrow for the benefit of participants in the CPT Share and Option Incentive Plan.

(d) Substantial shareholders

The names of substantial shareholders who have notified the Company in accordance with section 671B of the Corporations Act 2001 are:

	Number of Shares
MR GERRY TUDDENHAM AND HIS ASSOCIATES (EXCLUDING HIS BENEFICIAL INTEREST IN THE CPT TRUST)	9,172,837
GNP NOMINEES PTY LTD AS TRUSTEE FOR THE CPT TRUST	3,885,285
SONDA FONDO DE INVERSION PRIVADO	2,664,993
PIE FUNDS	1,989,147

(e) Voting rights

All ordinary shares (whether fully paid or not) carry one vote per share without restriction. Performance rights do not carry voting rights.