

## INVESTMENT REPORT & FACT SHEET

### FUND OVERVIEW

The Montgomery Global Equities Fund (Managed Fund) (the Fund) employs a highly disciplined, bottom-up, value style and typically invests in 15 to 30 high conviction stocks listed on major global stock exchanges. The focus of the Fund is on investing in what Montgomery Global regards as high quality businesses with attractive prospects trading at a discount to their estimated intrinsic value.

The Fund has the flexibility to retain a reasonable level of cash, with a "soft" 30 per cent limit. The Fund will generally be currency

unhedged but we can put in place strategies aimed at protecting investor capital against currency fluctuations if we predict material upside to the Australian dollar.

The Fund aims to deliver superior positive returns when suitable investment opportunities are abundant, and to preserve capital through cash allocations when an insufficient number of company names are appealing. The Fund also aims to target a minimum 4.5% annual distribution yield, paid semi-annually.

### FUND FACTS

#### INVESTMENT MANAGER

Montgomery Global Investment Management Pty Ltd

#### OBJECTIVE

The Montgomery Global Equities Fund (Managed Fund) aims to outperform the index over a rolling 5-year period.

#### BENCHMARK

MSCI World Net Total Return Index, in Australian dollars.

#### ASRN

621941508

#### RECOMMENDED INVESTMENT TIMEFRAME

5 years

#### INCEPTION DATE

20 DECEMBER 2017

#### FUND SIZE

\$69.4 M

#### MANAGEMENT COST

1.32% per annum, inclusive of GST/RITC.

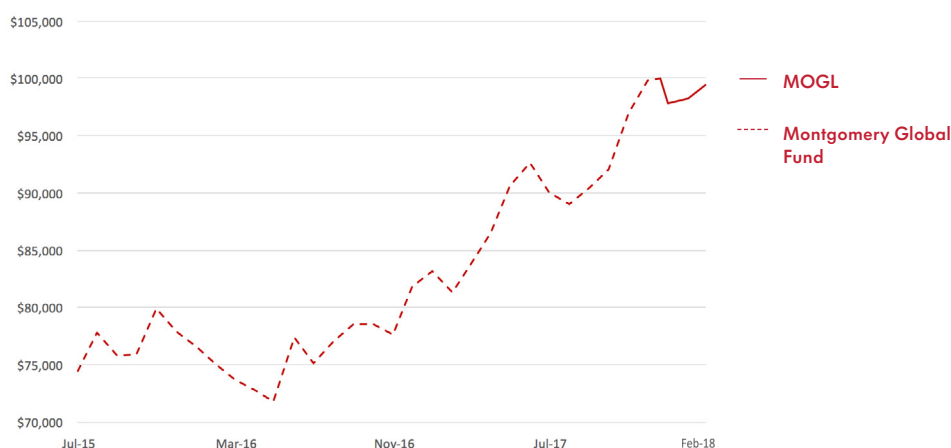
#### PERFORMANCE FEES

15.38% of the total return of the Fund that is in excess of its Benchmark. No performance fee is payable until any previous periods of underperformance has been made up.

#### APPLICATION & REDEMPTION PRICES

[montinvest.com/mogl](http://montinvest.com/mogl)

### PERFORMANCE GRAPH



### CONTACT DETAILS

#### INVESTORS

DEAN CURNOW

t: 02 8046 5019

e: [dcurnow@montinvest.com](mailto:dcurnow@montinvest.com)

#### ADVISERS, RESEARCHERS AND PLATFORMS

SCOTT PHILLIPS (NSW, ACT & QLD)

t: 02 8046 5005

e: [sphillips@montinvest.com](mailto:sphillips@montinvest.com)

DAVID DENBY (VIC, TAS, SA & WA)

t: 0455 086 484

e: [ddenby@montinvest.com](mailto:ddenby@montinvest.com)

### PORTFOLIO PERFORMANCE (to 28 February 2018, after all fees)

	INCOME	CAPITAL GROWTH	FUND RETURN	MSCI WORLD NET TOTAL RETURN INDEX <sup>1</sup>	OUT/UNDER PERFORMANCE
1 month	0.00%	1.15%	1.15%	-0.92%	2.07%
MOGL (since inception) <sup>2</sup>	0.00%	-0.62%	-0.62%	-0.46%	-0.16%
MGF (since inception) <sup>3</sup>	12.10%	21.85%	33.96%	25.35%	8.61%

<sup>1</sup> In Australian dollars <sup>2</sup> Inception: 20 December 2017 <sup>3</sup> Inception: 1 July 2015

## FUND COMMENTARY

In the month of February, the Montgomery Global Equities Fund (Managed Fund) (ASX: MOGL) delivered 1.15 per cent, net of fees. This compared favourably to the MSCI World Total Return Index in Australian dollar terms (the Benchmark) which declined by 0.92 per cent over the same period. Since its inception in December 2017, MOGL has declined by 0.62 per cent, net of fees, versus the Benchmark which declined by 0.46 per cent, over the same period. Since its inception in July 2015, the Montgomery Global Fund (MGF) has increased by 33.96 per cent, net of fees, versus the Benchmark which returned 25.35 per cent, over the same period.

We have all but rounded out earnings season for the quarter ending in December 2017. On balance, the businesses owned by MOGL are performing at, or above, the expectations that are being implied by their stock prices. Stand out performers included China's leading

online recruitment platform, 51job (Nasdaq: JOBS); US focused human resources management platform, Insperity (NYSE: NSP); and our favourite growing platform of UK financial advisors, St. James's Place (LSE: STJ).

The month of February also included some significant market volatility. Over the month's first week, the MSCI World Total Return Index in US dollar terms declined by nearly eight per cent. At this time, the Montgomery Global investment team took the opportunity to deploy some of MOGL's cash holdings into existing portfolio names that had become cheaper.

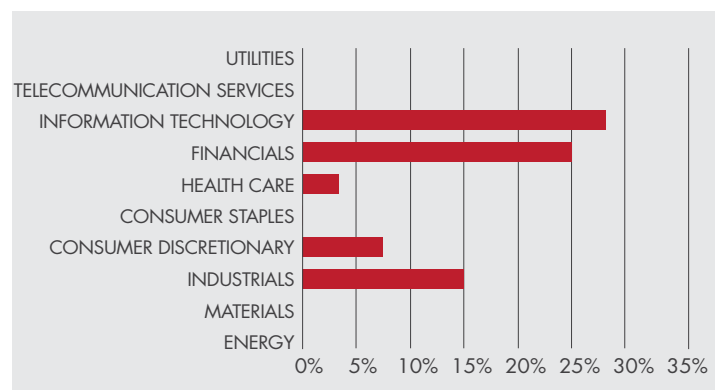
MOGL exited the month with 21.2 per cent of the fund in cash. We believe there is a high probability of more volatility to come this year. And we remain prepared to pounce on new opportunities as and when they present themselves.

## TOP COMPLETED HOLDINGS\* (TCH) (at 28 February 2018, out of 19 holdings)

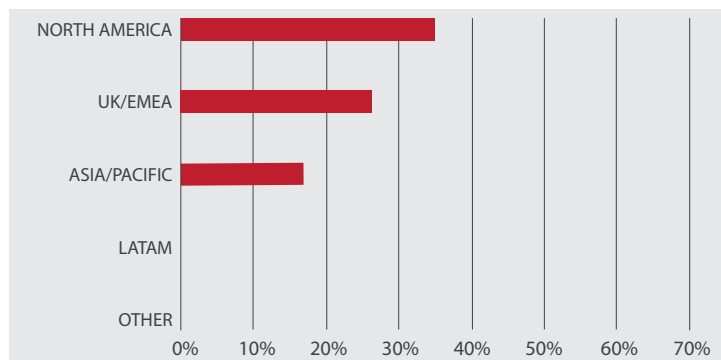
COMPANY NAME	COUNTRY OF DOMICILE	MARKET CAP (\$USDM)	WEIGHT (%)
Insperity	US	2,709	5.7
Wells Fargo	US	287,626	5.4
St James's Place	GB	8,404	5.2
Facebook	US	522,397	5.0
Union Pacific	US	101,505	4.9
51job	CN	4,045	4.6
Rea Group	AU	7,871	4.6
Apple	US	903,783	4.5
China Life	CN	110,455	4.2
Alibaba	CN	476,733	4.0
<b>PORTFOLIO MEDIAN</b>		<b>28,817</b>	<b>4.0</b>
<b>Total equity weighting</b>			<b>78.8</b>
<b>Total cash weighting</b>			<b>21.2</b>

\*Top Completed Holdings are businesses we own but are not actively buying or selling at the time of writing.

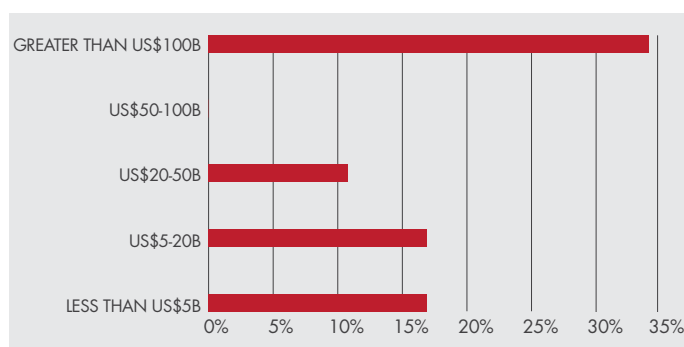
## GICS SECTOR INDUSTRY EXPOSURE



## GEOGRAPHIC - COUNTRY OF DOMICILE



## MARKET CAPITALISATION EXPOSURE



#Portfolio Performance is calculated after fees and costs, including the investment management fee and performance fee, but excludes the buy/sell spread. All returns are on a pre-tax basis. This report was prepared by Montgomery Global Investment Management Pty Ltd, (ACN 604 878 533) (CAR) #001 007 050 (Montgomery) the investment manager of the Montgomery Global Equities Fund (Managed Fund). The issuer of units in Montgomery Global Equities Fund (Managed Fund) is the Fund's responsible entity Perpetual Trust Services Limited ACN 000 142 049 (AFSL 236648). Copies of the PDS are available from Montgomery Global Investment Management (02) 8046 5000 or online at [www.montinvest.com/mogl](http://www.montinvest.com/mogl). Before making any decision to make or hold any investment in the Fund you should consider the PDS in full. The information provided is general information only and does not take into account your investment objectives, financial situation or particular needs. You should consider your own investment objectives, financial situation and particular needs before acting upon any information provided and consider seeking advice from a financial advisor or stockbroker if necessary. You should not base an investment decision simply on past performance. Past performance is not an indicator of future performance. Returns are not guaranteed and so the value of an investment may rise or fall.