



# Half-Year Financial Statements 2024

Condensed Consolidated Financial Statements for the  
half-year ended 31 December 2024

**Premier1 Lithium Limited**

ABN 16 637 198 531 | ASX: PLC

### Forward-looking statements

Certain information contained in this report, including any information on Premier1 Lithium Limited's (**Premier1** or the **Company**) plans or future financial or operating performance and other statements that express management's expectations or estimates of future performance, constitute forward-looking statements. Forward-looking statements can generally be identified by the use of forward-looking words, such as 'expect', 'anticipate', 'likely', 'intend', 'should', 'could', 'may', 'predict', 'plan', 'propose', 'will', 'believe', 'forecast', 'estimate', 'target' and other similar expressions. Indications of, and guidance or outlook on, future earnings or financial position or performance are also forward-looking statements. Forward-looking statements are provided as a general guide only and should not be relied on as an indication or guarantee of future performance.

Forward-looking statements are based on a number of estimates and assumptions that, while considered reasonable by management at the time, are subject to significant business, economic and competitive uncertainties. Premier1 cautions that such statements involve known and unknown risks, uncertainties and other factors that may cause the actual financial results, performance or achievements of Premier1 to be materially different from the Company's estimated future results, performance or achievements expressed or implied by those forward-looking statements. These factors include: the inherent risks involved in exploration and development of mineral properties, financing risk, changes in economic conditions, changes in the regulatory environment and other government actions, changes in other factors, such as business and operational risk management, many of which are beyond the control of Premier1. There can be no assurance that actual outcomes will not differ materially from these statements.

Past performance information given in this report is given for illustrative purposes only and is not necessarily a guide to future performance. No representation or warranty is made by any person as to the likelihood of achievement or reasonableness of any forward-looking statements, forecast financial information or other forecast. Nothing contained in this report is, or shall be relied upon as, a promise, representation, warranty or guarantee as to the past, present or future performance of Premier1.

Except as required by applicable regulations or by law, Premier1 does not undertake any obligation to publicly update, review or release any revisions to any forward-looking statements to reflect new information, future events or circumstances after the date of this report.

Nothing in this report should be construed as either an offer to sell or a solicitation to buy or sell Premier1 securities.

### Competent Person's Statement

The information in this report that relates to Exploration Results is based on information compiled by Jason Froud, a Competent Person who is a Member of the Australian Institute of Geoscientists (AIG). Mr Froud is a full-time employee and the Managing Director of Premier1 Lithium Limited. Mr Froud has sufficient experience that is relevant to the style of mineralisation and type of deposit under consideration and to the activity being undertaken to qualify as a Competent Person as defined in the 2012 Edition of the Australasian Code for Reporting of Exploration Results, Mineral Resources and Ore Reserves.

The Company confirms that it is not aware of any new information or data that materially affects the information included in the original market announcement and, in the case of estimates of Mineral Resources or Ore Reserves, that all material assumptions and technical parameters underpinning the estimates in the relevant market announcement continue to apply and have not materially changed. The Company confirms that the form and context in which the Competent Person's findings are presented have not been materially modified from the original market announcement.

## CONTENTS

---

Directors' Report	1
Auditor's Independence Declaration	7
Independent Auditor's Review Report	8
Directors' Declaration	10
Condensed Consolidated Statement of Profit or Loss and Other Comprehensive Income	11
Condense Consolidated Statement of Financial Position	12
Condensed Consolidated Statement of Changes in Equity	13
Condensed Consolidated Statement of Cash Flows	14
Notes to the Condensed Consolidated Financial Statements	15
Corporate Directory	24

## DIRECTORS' REPORT

The directors of Premier1 Lithium Limited ("Premier1", or the "Company") present the financial report of the Company and its subsidiaries (the "Group") for the half-year ended 31 December 2024 (the "period") and the independent review report thereon.

### Directors

The names of directors in office during the period and up to the date of this report are:

Jason Froud  
Hugh Thomas  
Anja Ehser

*Richard Taylor (resigned 22 October 2024)*

The directors have been in office since the start of the financial period to the date of this report unless otherwise stated.

### Review of Operations

During the period, Premier1 completed a high-resolution airborne magnetic survey at the Yalgoo Project, covering approximately 700 line kilometers (*Figure 1*). The survey targeted key prospects, including Crescent, Olive Queen, and Cumberland, and extended into the untested Mulloo shear zone, which was identified as a potential area for new discoveries.<sup>1</sup>

The survey included collaboration with Spartan Resources, which co-funded the program to expand coverage into their neighboring tenure. Premier1 also reprocessed historical magnetic survey data, which revealed structural complexities linked to mineralisation across multiple prospects.

Results from these data sets, combined with recent geological and structural mapping as well as geochemical sampling, are expected to enhance drill targeting and exploration planning.

Subsequent to the end of the period, Premier1 completed its first-pass geological mapping and geochemical sampling program at the Yalgoo Project, located within the highly prospective Yalgoo-Singleton Greenstone Belt. The program returned numerous high-grade gold assay results across multiple prospect areas, confirming significant mineralisation in both known and previously untested regions.

---

<sup>1</sup> ASX announcement dated 13 November 2024.

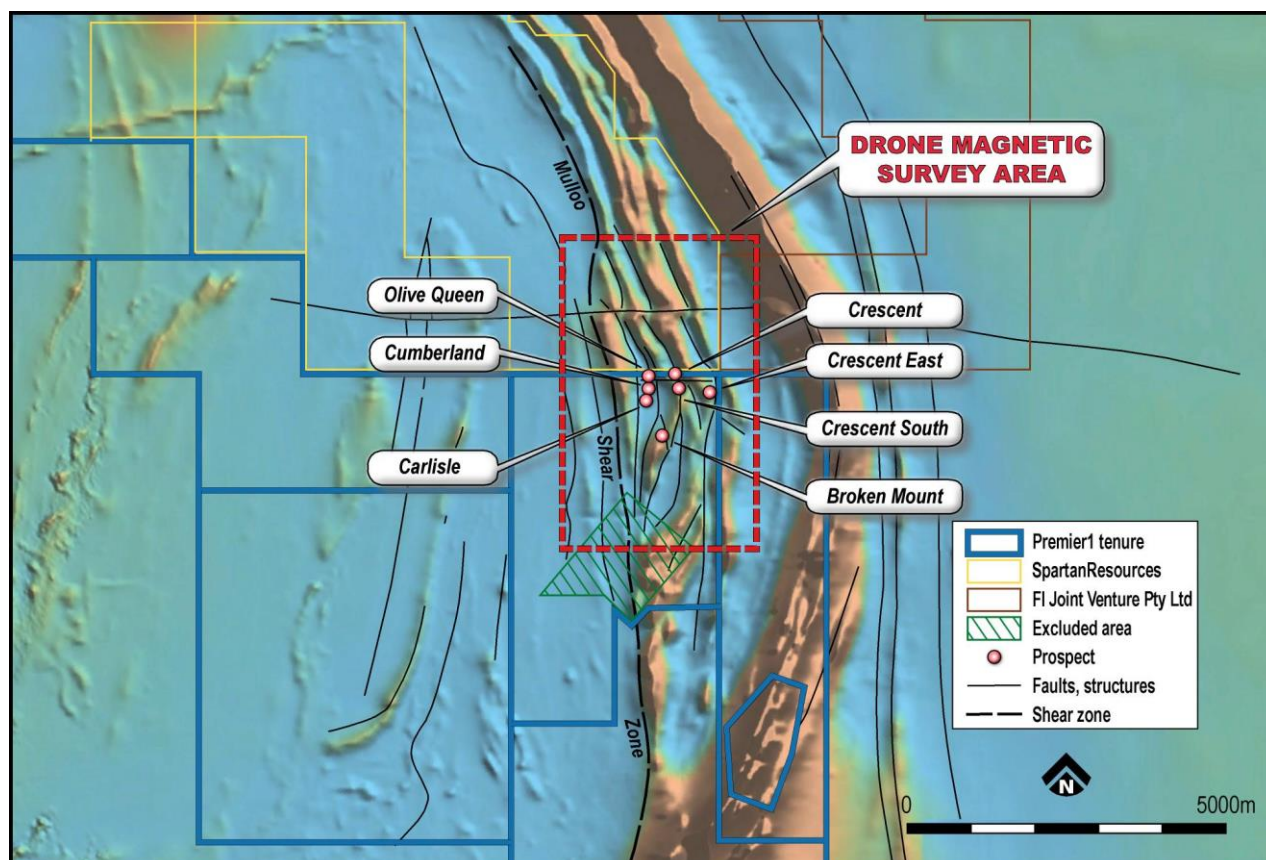


Figure 1: Location of drone survey over existing reprocessed magnetic imagery

Sampling results include (refer to ASX Announcement dated 16 January 2025):

- Crescent East: 128.5 g/t Au (24GGR060)  
78.9 g/t Au (24GNR373)  
5.5 g/t Au (24GGR059)
- Olive Queen (South) 54.8 g/t Au (24GNR363)  
12.7 g/t Au (24GNR224)  
3.1 g/t Au (24GNR365)
- Bourkes United: 106.6 g/t Au (24GGR051)
- Broken Mount: 13.1 g/t Au (24GNR160)  
3.6 g/t Au (24GNR159)
- Mulloo Hill: 18.1 g/t Au (24GNR179)

A total of 168 rock chip samples were collected as part of this program, with the primary objective of understanding the geological and structural framework of the project area. Many of these samples were taken from untested areas, including Crescent East, which comprises northeast-southwest gold-bearing brecciated quartz veining within mafic and ultramafic lithologies, mostly covered by laterite and colluvium. Sampling has identified a surface anomaly extending over 500m of strike (Figure 3).

The program also identified a new greenfield target at Mulloo Hill, located approximately 15 km south of Crescent, which returned high-grade gold results and represents a previously untested mineralised trend (Figure 2).



Figure 2: Crescent East sample 24GGR060 (left) and Mulloo Hill sample 24GNR179 (right)

Data from this sampling program, along with recently acquired geophysical datasets and historical drilling results, will be used to develop a lithostructural model for the Yalgoo Project. This model is expected to play a critical role in guiding future drill targeting and exploration planning.

### Geological insights and target areas:

- The sampling at Crescent East defined mineralisation at surface over 500m of strike length.
- Mulloo Hill was confirmed as an entirely new greenfields prospect comprising quartz veining within altered felsic intrusive rocks.
- Olive Queen (South) samples, located 300m south of historical workings, identified high-grade mineralisation hosted within a strongly foliated schist, presenting a high-priority drilling target.
- Historical and regional results continue to highlight the prospectivity of the Yalgoo Project, including previously unexplored areas with significant results such as 1.3 g/t Au (24GNR188) and 0.24 g/t Au (24GNR191).

### Future Plans:

Premier1 lodged and received approval for a Program of Work (PoW) for drilling within the Wadgingarra area, with heritage clearance surveys scheduled for 3 February 2025. Drill testing of priority targets is set to commence the first quarter of 2025.

### Yalgoo Project

The Yalgoo project is a key focus for Premier1, located within the Yalgoo-Singleton Greenstone Belt, a highly prospective region hosting major copper-gold mines including Golden Grove and Deflector. The project covers 220 km<sup>2</sup> and includes over 25 km of untested mineralised shear zones. Historical exploration, primarily limited to shallow drilling, identified high-grade gold mineralisation, including standout intercepts of 5m at 5.1g/t Au and 10m at 6.4g/t Au.<sup>2</sup>

This mineralisation remains largely untested at depth and along strike, presenting significant upside potential. Notably, the historical work, which dates back over 30 years, focused on oxide zones near surface and was almost solely focused on known gold mineralisation around old (circa 1900) mine workings. Deeper high-grade zones and mineralising structures along strike and down dip/plunge are largely untested by modern drilling techniques.

---

<sup>2</sup> ASX announcement dated 26 September 2024.



## DIRECTORS' REPORT

The current focus at Yalgoo is on testing these targets and extending mineralisation at known prospects such as Olive Queen, Crescent, and Cumberland. Planned exploration activities include close-spaced geophysical surveys, geological and structural mapping, geochemical sampling and a first phase ~3,000m RC drilling program at key targets in the Wadgingarra area, aimed at confirming the depth extent and strike continuity of gold mineralisation. Given the project's proximity to existing infrastructure and processing facilities, Yalgoo is well-positioned for near-term development if significant resources are delineated.

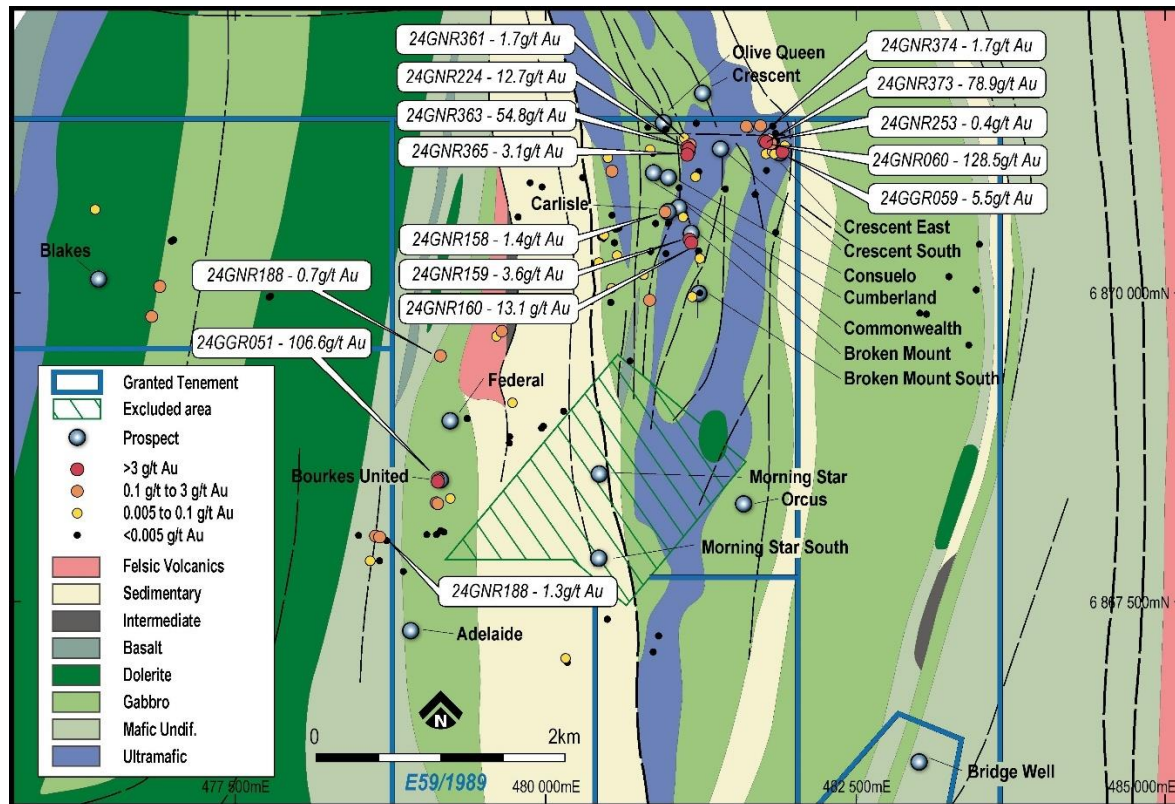


Figure 3: Location of rock chip samples within the Wadgingarra area

### Abbotts North Project

The Abbotts North Project is situated along strike from Ora Gold's Garden Gully project and the Crown Prince deposit, which hosts a Mineral Resource of 1.8 Mt at 4.1g/t Au<sup>3</sup>. Historical data suggests that the area holds significant gold mineralisation potential, with untested splays off the main Abernathy Shear providing additional exploration targets. The proximity to existing resources enhances the project's strategic importance, with future work focusing on refining targets for potential gold discoveries. With Ora Gold's recent announcement of new exceptionally high-grade gold intersections from infill drilling at Crown Prince<sup>4</sup>, Premier1 accelerated ground exploration at Abbotts North commencing in late November 2024.

<sup>3</sup> Chinn, M.C., 2009. Mineralisation Report in Support of Application for Mining Lease M59/725, Wadgingarra North.

<sup>4</sup> Ora Gold Ltd. ASX Announcement 29 October 2024.

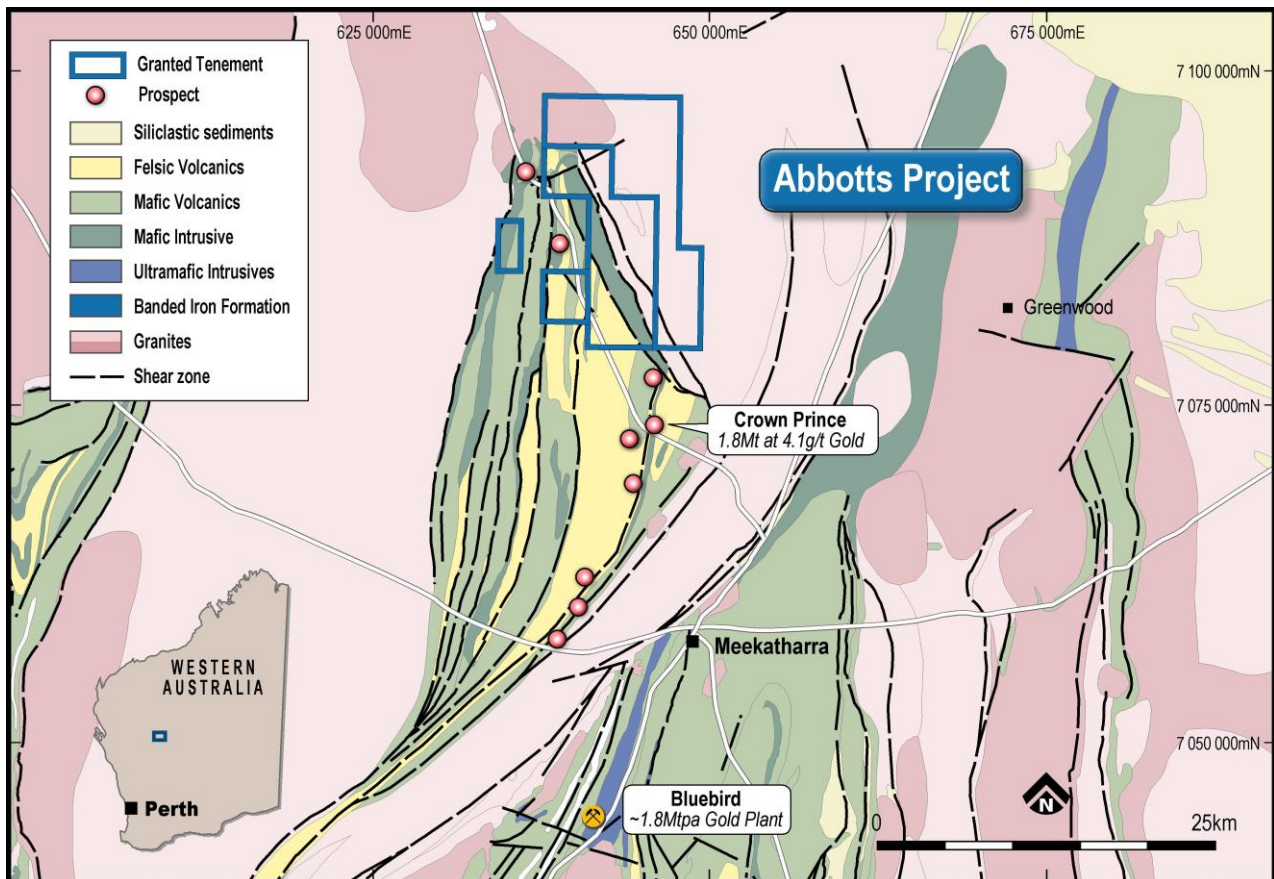


Figure 4: Location and regional geology of the Abbotts North project

## Mt Magnet North Project

Located 20 km north of the Mt Magnet gold mine, the Mt Magnet North Project has encouraging gold intercepts in recent drilling, including 8m at 1.98g/t Au from surface<sup>5</sup> and 14m at 1.55g/t Au from 122m<sup>6</sup>. The mineralised system remains open to the north and south, with potential for an intrusion-related gold system similar to the Eridanus deposit further south.

<sup>5</sup> SensOre Ltd, 2021. ASX announcement dated 15 February 2021.

<sup>6</sup> SensOre Ltd, 2022. ASX announcement dated 17 February 2022.



## DIRECTORS' REPORT

### Financial Results

The total comprehensive loss for the Group, after providing for income tax for the period was \$2,688,347 (31 December 2023: \$6,077,948). As at 31 December 2024, the Group has cash and cash equivalents of \$1,944,415 (30 June 2024: \$1,221,534) and net assets of \$3,622,704 (30 June 2024: \$4,907,835).

### Principal activities

During the period, the Group's principal activities consisted of mineral exploration.

### Subsequent events

There have been no matters or circumstances that have arisen since 31 December 2024 that have significantly affected, or may significantly affect the Group's operations, the results of those operations, or the Group's state of affairs in future financial years.

### Change in state of affairs

There were no significant changes in the state of affairs of the Group during the financial period.

### Environmental regulations

The Group's operations are predominantly in Western Australia and are regulated by the *Mining Act 1978* and the *Environmental Protection Act 1986* and corresponding Commonwealth legislation which contain the main environmental regulations concerning the Group's exploration activities.

There were no reportable breaches of environmental conditions.

### Rounding of amounts

The Group is of a kind referred to in *Corporations Instrument 2016/191*, issued by the Australia Securities and Investments Commission, relating to 'rounding-off'. Amounts in this report have been rounded off in accordance with the Corporations Instrument to the nearest dollar.

### Auditor


Pitcher Partners BA&A Pty Ltd was appointed as auditor on 31 January 2025 and continues in office in accordance with the *Corporations Act 2001*.

### Auditor's independence declaration

The auditor's independence declaration as required under section 307C of the *Corporations Act 2001* is set out immediately after this directors' report.

This report is made in accordance with a resolution of directors, pursuant to section 306(3)(a) of the *Corporations Act 2001*.

On behalf of the directors



**Jason Froud**

**Managing Director**

Perth, 11 March 2025


**AUDITOR'S INDEPENDENCE DECLARATION  
TO THE DIRECTORS OF PREMIER 1 LITHIUM LIMITED  
AND ITS CONTROLLED ENTITIES**

In accordance with section 307C of the *Corporations Act 2001*, I declare to the best of my knowledge and belief in relation to the audit of the financial report of Premier 1 Lithium Limited and its Controlled Entities for the half-year ended 31 December 2024, there have been:

- no contraventions of the auditor independence requirements of the *Corporations Act 2001* in relation to the audit; and
- no contraventions of the ethical requirements of the Accounting Professional and Ethical Standards Board's APES 110 *Code of Ethics for Professional Accountants (including Independence Standards)* in relation to the audit.

Pitcher Partners BA&A PTY LTD

PITCHER PARTNERS BA&A PTY LTD



PAUL MULLIGAN  
Executive Director  
Perth, 11 March 2025

**PREMIER1 LITHIUM LIMITED  
ABN 16 637 198 531**

**INDEPENDENT AUDITOR'S REVIEW REPORT  
TO THE MEMBERS OF PREMIER1 LITHIUM LIMITED**

**Report on the Half-Year Financial Report**

*Conclusion*

We have reviewed the half-year financial report of Premier1 Lithium Limited, (the "Company") and its controlled entities (the "Group"), which comprises the condensed consolidated statement of financial position as at 31 December 2024, the condensed consolidated statement of profit or loss and other comprehensive income, condensed consolidated statement of changes in equity and condensed consolidated statement of cash flows for the half-year ended on that date, and notes comprising material accounting policies and other explanatory information, and the Directors' declaration.

Based on our review, which is not an audit, we have not become aware of any matter that makes us believe that the accompanying half-year financial report of Premier1 Lithium Limited does not comply with the *Corporations Act 2001* including:

- (a) giving a true and fair view of the Group's financial position as at 31 December 2024 and of its performance for the half-year ending on that date; and
- (b) complying with Accounting Standard AASB 134 *Interim Financial Reporting and the Corporations Regulations 2001*.

*Basis for Conclusion*

We conducted our review in accordance with ASRE 2410 *Review of a Financial Report Performed by the Independent Auditor of the Entity* ("ASRE 2410"). Our responsibilities are further described in the *Auditor's Responsibilities for the Review of the Financial Report* section of our report. We are independent of the Group in accordance with the auditor independence requirements of the *Corporations Act 2001* and the ethical requirements of the Accounting Professional and Ethical Standards Board's APES 110 *Code of Ethics for Professional Accountants (including Independence Standards)* (the "Code") that are relevant to our audit of the annual financial report in Australia. We have also fulfilled our other ethical responsibilities in accordance with the Code.

*Material Uncertainty Related to Going Concern*

We draw attention to Note 1 to the half-year financial report, which indicates that the Group incurred a net loss of \$2,688,347 and a net cash inflow provided by operating activities of \$74,719 for the half-year ended 31 December 2024 and, as at that date, had net current assets of \$2,204,326. These conditions, along with other matters set forth in Note 1 to the half-year financial report, indicate that a material uncertainty exists that may cast significant doubt on the the Group's ability to continue as a going concern. Our conclusion is not modified in this respect.

*Responsibility of the Directors for the Half-Year Financial Report*

The Directors of the Company are responsible for the preparation of the half-year financial report that gives a true and fair view in accordance with Australian Accounting Standards and the *Corporations Act 2001* and for such internal control as the Directors determine is necessary to enable the preparation of the half-year financial report that gives a true and fair view and is free from material misstatement, whether due to fraud or error.


*Auditor's Responsibility for the Review of the Half-year Financial Report*

Our responsibility is to express a conclusion on the half-year financial report based on our review. ASRE 2410 requires us to conclude whether we have become aware of any matter that makes us believe that the half-year financial report is not in accordance with the *Corporations Act 2001* including giving a true and fair view of the Group's financial position as at 31 December 2024 and its performance for the half-year ended on that date, and complying with Accounting Standard AASB 134 *Interim Financial Reporting* and the *Corporations Regulations 2001*.

A review of a half-year financial report consists of making enquiries, primarily of persons responsible for financial and accounting matters, and applying analytical and other review procedures. A review is substantially less in scope than an audit conducted in accordance with Australian Auditing Standards and consequently does not enable us to obtain assurance that we would become aware of all significant matters that might be identified in an audit. Accordingly, we do not express an audit opinion.

Pitcher Partners BA&A PTY LTD

PITCHER PARTNERS BA&A PTY LTD



PAUL MULLIGAN  
Executive Director  
Perth, 11 March 2025


## DIRECTORS' DECLARATION

The directors declare that in the director's opinion:

- (a) the attached condensed consolidated financial statements and notes are in accordance with the *Corporations Act 2001*, including:
  - (i) giving a true and fair view of the Group's financial position as at 31 December 2024 and its performance for the half-year ended on that date; and
  - (ii) complying with Accounting Standard AASB 134 *Interim Financial Reporting* and the *Corporations Regulations 2001*; and
- (b) there are reasonable grounds to believe that the Group will be able to pay its debts as and when they become due and payable.

This declaration is made in accordance with a resolution of the Board of directors made pursuant to s.303(5) of the *Corporations Act 2001*.

On behalf of the directors



**Jason Froud**

**Managing Director**

Perth, 11 March 2025



# CONDENSED CONSOLIDATED STATEMENT OF PROFIT OR LOSS AND OTHER COMPREHENSIVE INCOME

For the half-year ended 31 December 2024

		Consolidated		
		Half-year ended		
		31 Dec 2024	31 Dec 2023	
Note		A\$	A\$	
<b>Continuing operations:</b>				
	Revenue	2	-	502,457
	Other income	2	458,400	302,341
	Administration expenses		(170,588)	(344,512)
	Consultants and contractor expenses		(285,211)	(496,091)
	Depreciation and amortisation expenses		(9,243)	(59,356)
	Employee benefit expenses		(212,195)	(1,853,256)
	Exploration expenses		(16,511)	(319,955)
	Finance costs		(27,621)	(44,321)
	Impairment expenses	6	(2,420,582)	(2,282,737)
	Net loss on revaluation of financial instrument		-	(243,504)
	Share-based payment expenses	9	32,354	(256,735)
	Other expenses	3	(37,150)	(1,221,535)
<b>Loss before tax from continuing operations</b>			<b>(2,688,347)</b>	<b>(6,317,204)</b>
Income tax expense			-	-
<b>Loss after tax from continuing operations</b>			<b>(2,688,347)</b>	<b>(6,317,204)</b>
<b>Discontinued operations:</b>				
	Profit from discontinued operations	4	-	239,256
<b>LOSS FOR THE PERIOD ATTRIBUTABLE TO THE OWNERS OF PREMIER1 LITHIUM LIMITED</b>			<b>(2,688,347)</b>	<b>(6,077,948)</b>
Other comprehensive income			-	-
<b>TOTAL COMPREHENSIVE LOSS FOR THE PERIOD ATTRIBUTABLE TO THE OWNERS OF PREMIER1 LITHIUM LIMITED</b>			<b>(2,688,347)</b>	<b>(6,077,948)</b>
<b>Loss per share attributable to the owners of Premier1 Lithium Limited:</b>				
From continuing operations:				
	Basic and diluted loss per share (cents)		(1.43)	(7.94)
From discontinued operations:				
	Basic and diluted (loss)/earnings per share (cents)		-	0.30
From continuing and discontinued operations:				
	Basic and diluted loss per share (cents)		(1.43)	(7.64)

The above condensed consolidated statement of profit or loss and other comprehensive income should be read in conjunction with the accompanying notes.

## CONDENSED CONSOLIDATED STATEMENT OF FINANCIAL POSITION

As at 31 December 2024

	Note	Consolidated	
		31 Dec 2024 A\$	30 Jun 2024 A\$
<b>Current assets</b>			
Cash and cash equivalents		1,944,415	1,221,534
Other receivables	5	406,420	870,183
Other current assets		210,465	227,657
<b>Total current assets</b>		<b>2,561,300</b>	<b>2,319,375</b>
<b>Non-current assets</b>			
Exploration and evaluation assets	6	1,266,028	3,163,929
Property, plant and equipment		107,002	113,365
Right of use assets	7	65,444	-
<b>Total non-current assets</b>		<b>1,438,474</b>	<b>3,277,294</b>
<b>Total assets</b>		<b>3,999,774</b>	<b>5,596,669</b>
<b>Current liabilities</b>			
Trade and other payables		266,703	289,374
Borrowings		-	365,815
Provisions		44,497	31,081
Lease liabilities	7	45,774	-
<b>Total current liabilities</b>		<b>356,974</b>	<b>686,270</b>
<b>Non-current liabilities</b>			
Lease liabilities	7	20,096	-
Provisions		-	2,564
<b>Total non-current liabilities</b>		<b>20,096</b>	<b>2,564</b>
<b>Total liabilities</b>		<b>377,070</b>	<b>688,834</b>
<b>Net assets</b>		<b>3,622,704</b>	<b>4,907,835</b>
<b>Equity</b>			
Issued capital	8	28,145,398	26,965,601
Reserves		7,075,116	6,851,697
Accumulated losses		(31,597,810)	(28,909,463)
<b>Total equity</b>		<b>3,622,704</b>	<b>4,907,835</b>

*The above condensed consolidated statement of financial position should be read in conjunction with the accompanying notes.*

## CONDENSED CONSOLIDATED STATEMENT OF CHANGES IN EQUITY

For the half-year ended 31 December 2024

Consolidated	Share capital A\$	Performance rights and share options reserve A\$	Acquisition Reserve A\$	Accumulated losses A\$	Total equity A\$
<b>Balance as at 1 July 2023</b>	<b>27,590,586</b>	<b>2,266,079</b>	<b>3,166,314</b>	<b>(20,281,339)</b>	<b>12,741,640</b>
Loss after income tax expense for the period	-	-	-	(6,077,948)	(6,077,948)
Other comprehensive income for the period, net of tax	-	-	-	-	-
<b>Total comprehensive loss</b>	<b>-</b>	<b>-</b>	<b>-</b>	<b>(6,077,948)</b>	<b>(6,077,948)</b>
<i>Transactions with owners in their capacity as owners:</i>					
Contributions of equity	846,129	-	-	-	846,129
Share issue costs	(312,873)	-	-	-	(312,873)
Share based payments	-	256,735	-	-	256,735
<b>Balance as at 31 December 2023</b>	<b>28,123,842</b>	<b>2,522,814</b>	<b>3,166,314</b>	<b>(26,359,287)</b>	<b>7,453,683</b>
<b>Balance as at 1 July 2024</b>	<b>26,965,601</b>	<b>3,685,383</b>	<b>3,166,314</b>	<b>(28,909,463)</b>	<b>4,907,835</b>
Loss after income tax expense for the period	-	-	-	(2,688,347)	(2,688,347)
Other comprehensive income for the period, net of tax	-	-	-	-	-
<b>Total comprehensive loss</b>	<b>-</b>	<b>-</b>	<b>-</b>	<b>(2,688,347)</b>	<b>(2,688,347)</b>
<i>Transactions with owners in their capacity as owners:</i>					
Contributions of equity	1,547,892	-	-	-	1,547,892
Share issue costs	(368,095)	255,773	-	-	(112,322)
Share based payments	-	(32,354)	-	-	(32,354)
<b>Balance as at 31 December 2024</b>	<b>28,145,398</b>	<b>3,908,802</b>	<b>3,166,314</b>	<b>(31,597,810)</b>	<b>3,622,704</b>

The above condensed consolidated statement of changes in equity should be read in conjunction with the accompanying notes.

## CONDENSED CONSOLIDATED STATEMENT OF CASH FLOWS

For the half-year ended 31 December 2024

	Note	Consolidated	
		31 Dec 2024 A\$	31 Dec 2023 A\$
<b>Cash flows related to operating activities</b>			
Receipts from customers		-	1,208,139
Receipts from Australian Tax Office – R&D Tax incentive		889,547	1,805,798
Receipts from government grants		-	287,948
Interest received		9,458	11,874
Payments to suppliers and employees		(754,172)	(3,615,227)
Payments for non-capitalised exploration expenditure		(16,184)	(447,181)
Interest paid		(53,930)	(80,326)
Finance costs		-	(490)
Income tax refund		-	(12,650)
Additional bonus payment in relation to Intrepid acquisition agreement	3	-	(969,227)
Net cash provided by discontinued operations		-	910,400
<b>Net cash provided by/(used in) operating activities</b>		<b>74,719</b>	<b>(900,942)</b>
<b>Cash flows related to investing activities</b>			
Payments for exploration and evaluation expenditure		(378,404)	(111,658)
Purchase of exploration and evaluation assets		(82,500)	-
Purchase of property, plant and equipment		(4,059)	-
Payment for investment		-	(225,000)
Receipt on sale of property, plant and equipment		5,000	-
Net cash used in discontinued operations		-	(1,503)
<b>Net cash (used in) investing activities</b>		<b>(459,963)</b>	<b>(338,161)</b>
<b>Cash flows related to financing activities</b>			
Proceeds from capital raisings	8	1,547,892	85,000
Payment of share issue costs		(96,102)	(7,873)
Payment of lease liabilities		(3,664)	(17,166)
Proceeds from borrowings		-	800,000
Repayment of borrowings		(340,000)	(1,165,155)
Net cash used in discontinued operations		-	(25,337)
<b>Net cash provided by/(used in) financing activities</b>		<b>1,108,126</b>	<b>(330,531)</b>
Net increase/(decrease) in cash and cash equivalents held		722,882	(1,569,634)
Cash and cash equivalents at beginning of financial period		1,221,534	1,880,952
<b>Cash and cash equivalents at end of the period</b>		<b>1,944,416</b>	<b>311,318</b>

The above condensed consolidated statement of cash flows should be read in conjunction with the accompanying notes.

# NOTES TO THE CONDENSED CONSOLIDATED FINANCIAL STATEMENTS

For the half-year ended 31 December 2024

## 1. Corporate information and basis of preparation

The half-year financial report covers Premier1 Lithium Limited (the “Company”) and its controlled entities (the “Group”). The financial statements were authorised for issue by the directors on 11 March 2025.

The half-year financial report presents condensed consolidated financial statements for the half-year ended 31 December 2024 and does not include notes of the type normally included in an annual financial report. It is recommended that this half-year financial report be read in conjunction with the annual financial report for the year ended 30 June 2024 and any public announcements made by the Company during the half-year in accordance with any continuous disclosure obligations arising under the *Corporations Act 2001*.

### Statement of compliance

The half-year financial report is a general purpose financial report prepared in accordance with the *Corporations Act 2001* and Accounting Standard AASB 134 *Interim Financial Reporting*. Compliance with AASB 134 ensures compliance with International Financial Reporting Standard 34 *Interim Financial Reporting*.

### Basis of preparation

The condensed consolidated financial statements have been prepared on the basis of historical cost except, where applicable, for the revaluation of certain non-current assets and financial instruments.

The Group is of a kind referred to in *Corporations Instrument 2016/191*, issued by the Australia Securities and Investments Commission, relating to ‘rounding-off’. Amounts in this report have been rounded off in accordance with the Corporations Instrument to the nearest dollar.

All amounts are presented in Australian dollars, unless otherwise noted.

The accounting policies and methods of computation adopted in the preparation of the condensed consolidated financial statements are consistent with those adopted and disclosed in the Company’s annual report for the year ended 30 June 2024, other than as summarised below.

### *Voluntary change in accounting policy: Exploration and evaluation expenditure (effective 1 July 2024)*

Effective 1 July 2024, the Group changed its accounting policy for accounting for exploration and evaluation expenditure to:

*Exploration and evaluation expenditure in relation to separate areas of interest for which the rights to explore are current is carried forward as an asset in the statement of financial position where it is expected that the expenditure will be recovered through the successful development and exploitation of an area of interest, or by its sale; or exploration activities are continuing in an area and activities have not reached a stage which permits a reasonable estimate of the existence or otherwise of economically recoverable reserves. Where a project or an area of interest has been abandoned, the expenditure incurred thereon is written off in the year in which the decision is made.*

Previously, the Group expensed all exploration and evaluation expenditure except for direct drilling expenditure and the costs of acquiring an interest in new exploration and evaluation areas. The previous accounting policy is disclosed within the Company’s annual report for the year ended 30 June 2024.

Management elected to apply the new accounting policy to provide reliable and more relevant information to the users of the financial statements, consistent with the accounting policy of comparable ASX-listed companies.

Each reporting period, management are required to make critical accounting judgements, estimates and assumptions with regards to the recoverability of exploration and evaluation assets. It was deemed impracticable to apply the new accounting policy retrospectively, due to the difficulty in making retrospective, impartial and subjective estimates and distinguishing information which existed at previous reporting dates to determine the carrying value of exploration and evaluation assets on that date.



## NOTES TO THE CONDENSED CONSOLIDATED FINANCIAL STATEMENTS

For the half-year ended 31 December 2024

The above change in accounting policy had the following impact on the 31 December 2024 condensed consolidated financial statements:

	<b>Consolidated 31 December 2024</b>	
	<b>Old Policy A\$</b>	<b>New Policy A\$</b>
<b><u>Condensed Consolidated Statement of Profit or Loss and Other Comprehensive Income</u></b>		
Exploration expenses	(464,192)	(16,511)
Impairment expenses	(2,372,095)	(2,420,582)
<b>Loss before tax from continuing operations</b>	<b>(3,087,541)</b>	<b>(2,688,347)</b>
Basic and diluted loss per share (cents)	(1.64)	(1.43)
<b><u>Condensed Consolidated Statement of Financial Position</u></b>		
<b>Non-current assets</b>		
Exploration and evaluation assets	866,834	1,266,028
<b>Total non-current assets</b>	<b>1,039,280</b>	<b>1,438,474</b>
<b>Total assets</b>	<b>3,600,580</b>	<b>3,999,774</b>
<b>Net assets</b>	<b>3,223,510</b>	<b>3,622,704</b>
<b>Equity</b>		
Accumulated losses	(31,997,004)	(31,597,810)
<b>Total equity</b>	<b>3,223,510</b>	<b>3,622,704</b>
<b><u>Condensed Consolidated Statement of Cash Flows</u></b>		
<b>Cash flows related to operating activities</b>		
Payments for non-capitalised exploration expenditure	(394,588)	(16,184)
<b>Net cash (used in)/provided by operating activities</b>	<b>(303,685)</b>	<b>74,719</b>
<b>Cash flows related to investing activities</b>		
Payments for exploration and evaluation expenditure	-	(378,404)
<b>Net cash (used in) investing activities</b>	<b>(81,559)</b>	<b>(459,963)</b>

### Critical accounting judgements, estimates and assumptions

The preparation of the half-year financial report requires management to make judgements, estimates and assumptions that affect the reported amounts in the financial statements. Management continually evaluates its judgements and estimates in relation to assets, liabilities, contingent liabilities, revenue and expenses. Management bases its judgements, estimates, and assumptions on historical experience and on other various factors, including expectations of future events; management believes to be reasonable under the circumstances. The resulting accounting judgements and estimates will seldom equal the related actual results. The judgements, estimates and assumptions that have a significant risk of causing a material adjustment to the carrying amounts of assets and liabilities (refer to the respective notes) within the next financial year are discussed below.

#### *Exploration and evaluation assets*

Exploration and evaluation costs have been capitalised on the basis that the Company will commence commercial production in the future, from which time the costs will be amortised in proportion to the depletion of the mineral resources. Key judgements are applied in considering costs to be capitalised which includes determining expenditures directly related to these activities and allocating overheads between those that are expensed and capitalised. In addition, costs are only capitalised that are expected to be recovered either through the successful development or sale of the relevant mining interest. Factors that could impact the future commercial production at the mine include the level of reserves and resources, future technology changes, which could impact the cost of mining, future legal changes and changes in commodity prices. To the extent that capitalised costs are determined not to be recoverable in the future, they will be written off in the period in which this determination is made.

## NOTES TO THE CONDENSED CONSOLIDATED FINANCIAL STATEMENTS

For the half-year ended 31 December 2024

### *Share-based payment transactions*

The Group measures the cost of equity-settled transactions with suppliers and employees by reference to the fair value of the equity instruments at the date at which they are granted. The fair value is determined using either the Binomial or Black-Scholes model, taking into account the terms and conditions upon which the instruments were granted. The accounting estimates and assumptions relating to equity-settled share-based payments would have no impact on the carrying amounts of assets and liabilities within the next annual reporting period but may impact profit or loss and equity.

In the opinion of the directors, there have been no other significant estimates or judgements used in the preparation of this half-year financial report.

### **Comparatives**

Where necessary, comparative information has been reclassified and repositioned for consistency with current period disclosures.

### **New or amended Accounting Standards and Interpretations adopted**

The Group has adopted all of the new or amended Accounting Standards and Interpretations issued by the Australian Accounting Standards Board ('AASB') that are mandatory for the current reporting period.

The adoption of these Accounting Standards or Interpretations did not have any significant impact on the financial performance or position of the Group.

Any new or amended Accounting Standards or Interpretations that are not yet mandatory have not been early adopted. The Group has not yet assessed the impact of these new or amended Accounting Standards and Interpretations.

### **Going concern**

The financial statements have been prepared on the going concern basis, which contemplates the continuity of normal business activities and the realisation of assets and the discharge of liabilities in the normal course of business.

The Group has incurred a net loss after tax for the period ended 31 December 2024 of \$2,688,347 (31 December 2023: \$6,077,948) and had net operating cash inflows of \$74,719 (31 December 2023: outflows of \$900,942). As at 31 December 2024, the Group has cash and cash equivalents of \$1,944,415 (30 June 2024: \$1,221,534) and net assets of \$3,622,704 (30 June 2024: \$4,907,835).

Whilst the above conditions indicate a material uncertainty which may cast significant doubt over the Group's ability to continue as a going concern and therefore whether it will realise its assets and extinguish its liabilities in the normal course of business and at the amounts stated in the financial report, the directors believe that there are reasonable grounds to believe that the Group will be able to continue as a going concern, after consideration of the following factors:

- a) The Group is working towards capital raising initiatives and the directors are confident that it will receive sufficient additional funding from shareholders or other parties; and
- b) The Group has the ability to scale back exploration costs and reduce other discretionary expenditure to preserve cash reserves. The cash flow forecast indicates that the Group will have sufficient cash flows to meet all commitments and working capital requirements for the 12-month period from the date of signing this financial report.

On this basis, the directors are of the opinion that the financial statements should be prepared on a going concern basis and that the Group will be able to pay its debts as and when they fall due and payable.

Should the Group be unable to continue as a going concern it may be required to realise its assets and discharge its liabilities other than in the normal course of business and at amounts different to those stated in the financial statements. The financial statements do not include any adjustments relating to the recoverability and classification of asset carrying amounts or the amount of liabilities that might result should the Group be unable to continue as a going concern and meet its debts as and when they fall due.

## NOTES TO THE CONDENSED CONSOLIDATED FINANCIAL STATEMENTS

For the half-year ended 31 December 2024

### 2. Revenue and other income

	<b>Consolidated Half-year ended</b>	
	<b>31 Dec 2024</b>	<b>31 Dec 2023</b>
	<b>A\$</b>	<b>A\$</b>
<b>Revenue from continuing operations:</b>		
Exploration services	-	502,457
<b>Other income</b>		
Research and development tax incentive	419,123	-
Government grants	-	224,348
Other	745	66,119
Interest income	38,532	11,874
<b>Total other income</b>	<b>458,400</b>	<b>302,341</b>

### 3. Other expenses

	<b>Consolidated Half-year ended</b>	
	<b>31 Dec 2024</b>	<b>31 Dec 2023</b>
	<b>A\$</b>	<b>A\$</b>
<b>Other expenses</b>		
Intrepid acquisition payment	-	969,227
Loss on investment	-	225,000
Other expenses	37,150	27,308
	<b>37,150</b>	<b>1,221,535</b>

### 4. Discontinued Operations

On 18 December 2023, the Group announced a change to its operations and principal activities with proposed demerger of its technology business. This was reflected as a discontinued operation in the half-year financial statements at 31 December 2023 and the annual financial statements at 30 June 2024.

### 5. Other receivables

	<b>Consolidated</b>	
	<b>31 Dec 2024</b>	<b>30 Jun 2024</b>
	<b>A\$</b>	<b>A\$</b>
<b>Other receivables</b>		
Research and development tax incentive	-	470,424
Working capital facility receivable <sup>(i)</sup>	392,552	362,977
Other receivables	13,868	36,782
<b>Total other receivables</b>	<b>406,420</b>	<b>835,623</b>

- (i) In conjunction with the discontinuation of the Group's technology business, a working capital facility was provided to the demerged group to assist meeting their short-term working capital requirements. The facility limit amounts to \$340,000 with interest charged at 15% per annum.

Subsequent to period end, on 17 February 2025 repayment was made following the borrower's receipt of the 2024 Research and Development tax incentive refund.

## NOTES TO THE CONDENSED CONSOLIDATED FINANCIAL STATEMENTS

For the half-year ended 31 December 2024

### 6. Exploration and evaluation assets

	<b>Consolidated</b>	
	<b>31 Dec 2024</b>	<b>30 Jun 2024</b>
	<b>A\$</b>	<b>A\$</b>
Exploration and evaluation assets – at cost	1,266,028	3,163,929
	<b>6 months to</b>	
	<b>31 Dec 2024</b>	
	<b>A\$</b>	
Carrying amount at beginning of the period	3,163,929	
Purchase of exploration and evaluation assets	75,000	
Exploration expenditure capitalised during the period	447,681	
Impairment of exploration and evaluation assets	(2,420,582)	
<b>Carrying amount at the end of the period</b>	<b>1,266,028</b>	

The ultimate recoupment of exploration and evaluation expenditure carried forward is dependent on successful development and commercial exploitation or, alternatively, sale of the respective areas.

During the six-month period to 31 December 2024, the Group recognised an impairment loss of \$2,420,582 (31 December 2023: \$2,282,737) across a number of exploration projects as a result of relinquishment of tenements and exploration results obtained through relevant exploration programs.

### 7. Right-of-use assets and lease liabilities

The Group has leases which relate to the Company's office premises. Amounts recognised in the statement of financial position and the carrying amounts of the Group's right-of-use assets and lease liabilities and the movement during the period are as follows:

	<b>Consolidated</b>	
	<b>31 Dec 2024</b>	<b>30 Jun 2024</b>
	<b>A\$</b>	<b>A\$</b>
Right-of-use assets – at cost	69,534	-
Accumulated depreciation	(4,090)	-
<b>Carrying amount at the end of the period</b>	<b>65,444</b>	<b>-</b>
	<b>Consolidated</b>	
	<b>31 Dec 2024</b>	<b>30 Jun 2024</b>
	<b>A\$</b>	<b>A\$</b>
<b>Lease liabilities</b>		
Current	45,774	-
Non-Current	20,096	-
	<b>65,870</b>	<b>-</b>

## NOTES TO THE CONDENSED CONSOLIDATED FINANCIAL STATEMENTS

For the half-year ended 31 December 2024

### 8. Issued capital

#### Share capital

	Consolidated			
	31 Dec 2024	31 Dec 2024	30 Jun 2024	30 Jun 2024
	No.	A\$	No.	A\$
Fully paid ordinary shares	368,060,582	28,145,398	174,574,094	26,965,601

#### Movement in issued capital

	No.	Consolidated Issue price	A\$
Fully paid ordinary shares			
Opening balance: 30 June 2024	174,574,094		26,965,601
- 15 November 2024 – Share placement	26,186,114	0.008	209,489
- 24 December 2024 – Pro-rata entitlement offer	167,300,374	0.008	1,338,403
Share issue costs <sup>(i)</sup>			(368,095)
Closing balance: 31 December 2024	368,060,582		28,145,398

- (i) Included in shares issue costs are share-based payment transactions totalling \$255,775 made to sub-underwriters in lieu of cash for sub-underwriting services provided. Refer to Note 9(d) for further details.

### 9. Share-based payments

Below are details of share-based payment transactions made or expensed/reversed during the period.

#### a) Employee Performance Rights Plan

The share-based payments expense relating to performance rights issued under the Performance Rights Plan are included in the condensed consolidated statement of profit or loss and other comprehensive income and relate to the performance rights component of equity-settled share-based payments transactions issued to a former director, executive and other participants over the vesting period. As there is a service condition, the accumulated expense for these performance rights is adjusted for those participants no longer being employed by the Company, resulting in a negative expense of \$52,567 for the period ended 31 December 2024.

Refer to the 30 June 2024 Annual Report for detailed inputs to the valuation model used.

#### b) Options issued to directors

On 23 December 2024, the Company issued 7,000,000 unlisted options exercisable at \$0.045 and expiring 1 June 2027 to directors following shareholder approval being obtained at the 26 November 2024 Annual General Meeting. The fair value of the services could not be reliably measured and therefore, a Black-Scholes Option Pricing model was used to determine the value of the options issued. The value of these options is expensed within the condensed consolidated statement of profit or loss and other comprehensive income over the vesting period.



## NOTES TO THE CONDENSED CONSOLIDATED FINANCIAL STATEMENTS

For the half-year ended 31 December 2024

Inputs have been detailed below:

Input	Director Options
Number of options	7,000,000
Grant date	26 November 2024
Expiry date (years)	2.51
Underlying share price	\$0.007
Exercise price	\$0.045
Volatility	135%
Risk free rate	3.99%
Dividend yield	Nil
Value per option	\$0.003
Total fair value of options	\$20,897
Expense for the period	\$15,529

c) *Performance rights issued to Managing Director*

On 23 December 2024, the Company issued 5,500,000 performance rights expiring 1 June 2027 to the Managing Director following shareholder approval being obtained at the 26 November 2024 Annual General Meeting. The fair value of the services could not be reliably measured and therefore, a Barrier up-and-in trinomial pricing model with a Parisian barrier adjustment was used for Tranches 1-3 and a Black-Scholes Option Pricing model for Tranches 4-6 to determine the value of the options issued. The value of these options is expensed within the condensed consolidated statement of profit or loss and other comprehensive income over the vesting period.

Inputs have been detailed below:

Input	Tranche 1	Tranche 2	Tranche 3
Number of rights	1,000,000	1,000,000	1,000,000
Grant date	26 November 2024	26 November 2024	26 November 2024
Expiry date (years)	2.51	2.51	2.51
Underlying share price	\$0.007	\$0.007	\$0.007
Implied 20-day VWAP barrier	\$0.08	\$0.11	\$0.14
Volatility	135%	135%	135%
Risk free rate	3.99%	3.99%	3.99%
Dividend yield	Nil	Nil	Nil
Value per right	\$0.0038	\$0.0033	\$0.0030
Total fair value of rights	\$3,799	\$3,312	\$2,973
Expense for the period	\$739	\$644	\$578

## NOTES TO THE CONDENSED CONSOLIDATED FINANCIAL STATEMENTS

For the half-year ended 31 December 2024

Input	Tranche 4	Tranche 5	Tranche 6
Number of rights	1,000,000	1,000,000	500,000
Grant date	26 November 2024	26 November 2024	26 November 2024
Expiry date (years)	2.51	2.51	2.51
Underlying share price	\$0.007	\$0.007	\$0.007
Exercise price	Nil	Nil	Nil
Volatility	135%	135%	135%
Risk free rate	3.99%	3.99%	3.99%
Dividend yield	Nil	Nil	Nil
Value per right	\$0.007	\$0.007	\$0.007
Total fair value of rights	\$7,000	\$7,000	\$3,500
Expense for the period	\$1,362	\$1,021	\$340

The vesting conditions subject to the performance rights issued during the period are as follows:

- Tranche 1: 12 months of continuous employment from the Commencement Date; and the VWAP being greater than \$0.08 over 20 consecutive days in which trading in the Company's securities occurred.
- Tranche 2: 18 months of continuous employment from the Commencement Date; and the VWAP being greater than \$0.11 over 20 consecutive days in which trading in the Company's securities occurred.
- Tranche 3: 24 months of continuous employment from the Commencement Date; and the VWAP being greater than \$0.14 over 20 consecutive days in which trading in the Company's securities occurred.
- Tranche 4: 12 months of continuous employment from the Commencement Date; and the acquisition of a new project approved by the Board and released to the market.
- Tranche 5: 18 months of continuous employment from the Commencement Date; and the development of a Maiden Resource of minimum 10 million tonnes at a minimum 1.0% Li<sub>2</sub>O content or equivalent tonnage of battery or precious metal Mineral Resource.
- Tranche 6: 24 months of continuous employment from the Commencement Date; and the development of a Pre-Feasibility Study on one of the Company's projects.

*d) Options issued as share issue costs*

On 24 December 2024, the Company issued 55,766,725 listed options exercisable at \$0.016 expiring on 24 December 2027 to sub-underwriters in lieu of cash for sub-underwriting services provided. The options vest immediately. The value of the options has been included within share issue costs for the period ended 31 December 2024. The fair value of the services could not be reliably measured and therefore, a Black-Scholes Option Pricing model was used to determine the value of the options issued.

## NOTES TO THE CONDENSED CONSOLIDATED FINANCIAL STATEMENTS

For the half-year ended 31 December 2024

Inputs have been detailed below:

Input	Sub-Underwriter Options
Number of options	55,766,725
Grant date	20 December 2024
Expiry date (years)	3.01
Underlying share price	\$0.007
Exercise price	\$0.016
Volatility	133%
Risk free rate	3.98%
Dividend yield	Nil
Value per option	\$0.0046
Total fair value of options	\$255,775

### 10. Commitments and contingencies

There are no material changes to the commitments and contingencies disclosed in the most recent annual financial report.

### 11. Financial assets and liabilities

The directors consider that the carrying values of financial assets and financial liabilities recognised in the condensed statement of financial position to be approximate to their fair values.

### 12. Key management personnel

There have been no material changes to arrangements with key management personnel, other than the performance rights and options issued during the period, as disclosed within note 9.

### 13. Segment information

The Group has identified its operating segments based on the internal reports reviewed and used by the Board of Directors (chief operating decision makers) to assess performance and determine the allocation of resources.

The Group operates as a single segment which is mineral exploration and in a single geographical location, Australia.

### 14. Events arising since the end of the reporting period

There have been no matters or circumstances that have arisen since 31 December 2024 that have significantly affected, or may significantly affect the Group's operations, the results of those operations, or the Group's state of affairs in future financial years.

## CORPORATE DIRECTORY

### Directors

Jason Froud (Managing Director)  
Hugh Thomas (Non-Executive Chairman)  
Anja Ehser (Non-Executive Director)

### Company Secretaries

Melanie Ross  
Simon Acomb

### Registered office

Level 2, 22 Mount Street  
Perth WA 6000  
Australia

T: +61 8 6188 8181  
E: [info@premier1lithium.com](mailto:info@premier1lithium.com)  
W: [premier1lithium.com.au](http://premier1lithium.com.au)

### ASX Code

PLC

### Auditor

Pitcher Partners BA&A Pty Ltd  
Level 11, 12-14 The Esplanade  
Perth WA 6000  
Australia

### Share Registry

Computershare Investor Services Pty Limited  
Yarra Falls  
452 Johnston Street  
Abbotsford VIC 3067