
W | A | M *Alternative Assets*

[Access the recording](#)

WAM Alternative Assets FY2023 Full Year Results



Dania Zinurova
Portfolio Manager

Geoff Wilson AO
Wilson Asset Management
Chairman & Chief Investment Officer

Wilson Asset Management and their related entities and each of their respective directors, officers and agents (together the Disclosers) have prepared the information contained in these materials in good faith.

However, no warranty (express or implied) is made as to the accuracy, completeness or reliability of any statements, estimates or opinions or other information contained in these materials (any of which may change without notice) and to the maximum extent permitted by law, the Disclosers disclaim all liability and responsibility (including, without limitation, any liability arising from fault or negligence on the part of any or all of the Disclosers) for any direct or indirect loss or damage which may be suffered by any recipient through relying on anything contained in or omitted from these materials.

This information has been prepared and provided by Wilson Asset Management. To the extent that it includes any financial product advice, the advice is of a general nature only and does not take into account any individual's objectives, financial situation or particular needs. Before making an investment decision an individual should assess whether it meets their own needs and consult a financial advisor.

W | A | M Alternative Assets

WAM Alternative Assets is the only listed investment company on the ASX that offers investors access to a diversified portfolio of alternative assets, typically accessible only by institutional investors.

The Company's investment objectives are to consistently deliver absolute returns through a combination of:

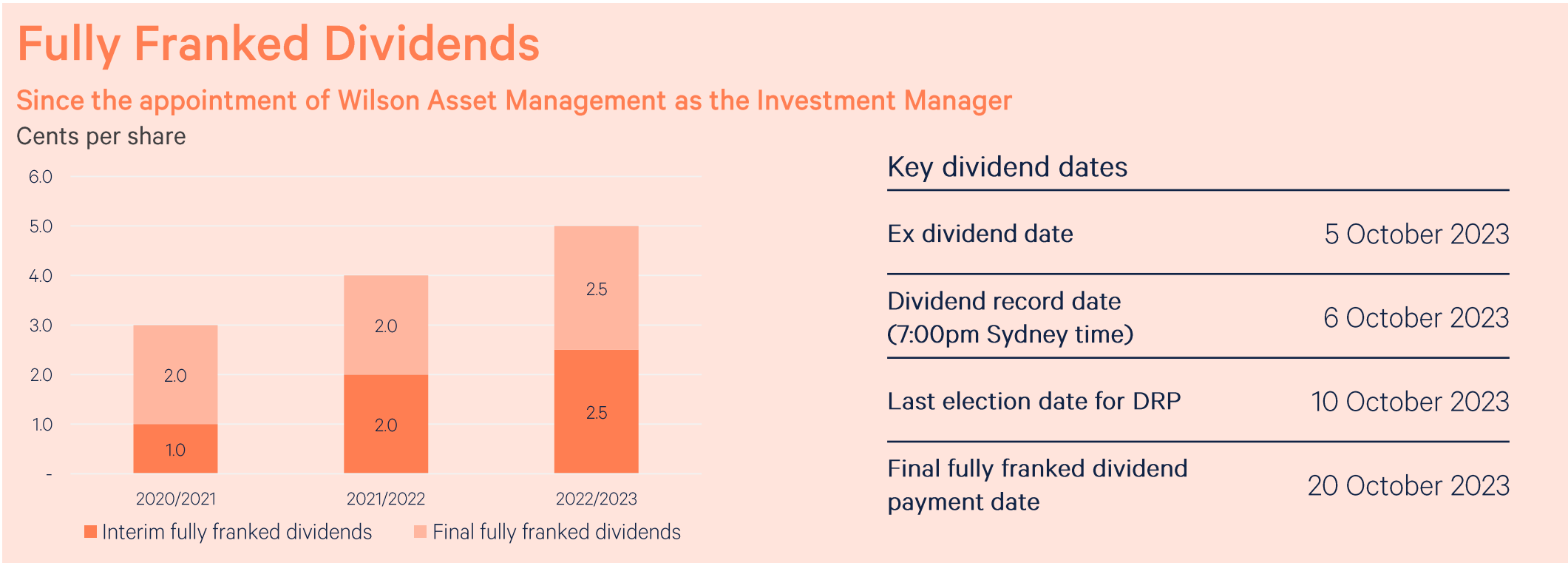
- ✓ Dividend Yield
- ✓ Capital Growth
- ✓ Providing Diversification Benefits

Unique
opportunities
beyond traditional
assets

ASX:
WMA

FY2023 full year results

+25.0%	5.0 cps	18.4 cps*	3.7 years
Full year fully franked dividend increase	Full year fully franked dividend	Profits reserve	Dividend coverage



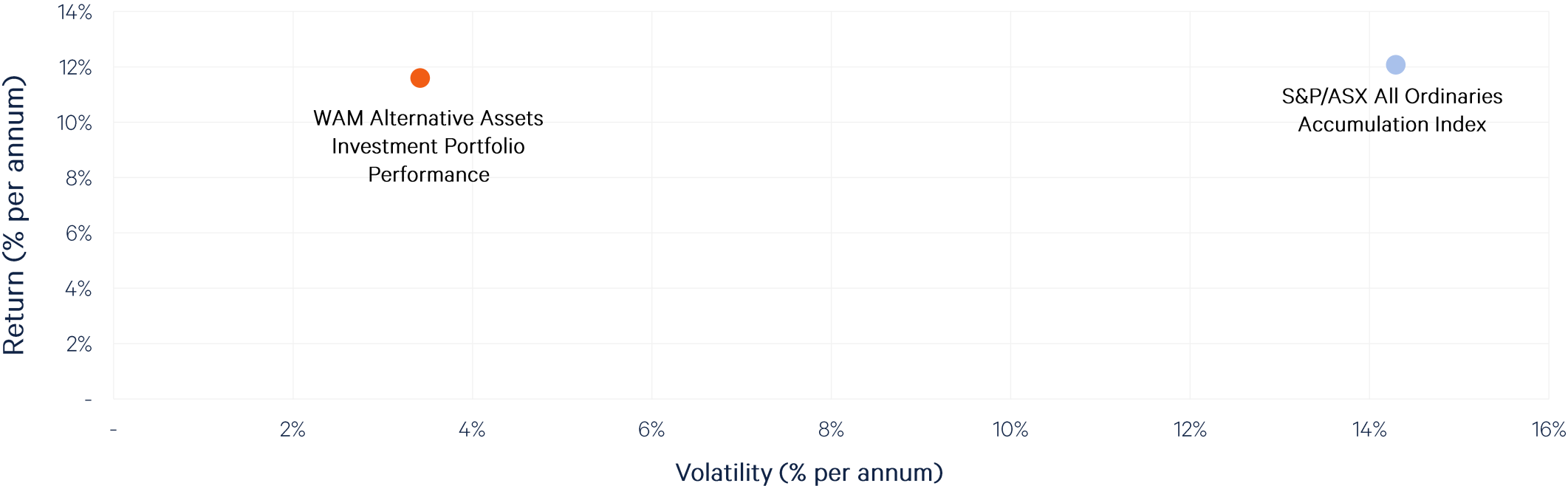
*The WAM Alternative Assets profits reserve is as at 31 July 2023 in cents per share (cps), before the payment of the FY2023 final fully franked dividend of 2.5 cps.

Investment portfolio performance

Performance as at 30 June 2023	1 yr	2 yrs % pa	Since appointment of Wilson Asset Management as Investment Manager % pa (Oct-20)
WAM Alternative Assets Investment Portfolio*	6.5%	9.3%	11.6%

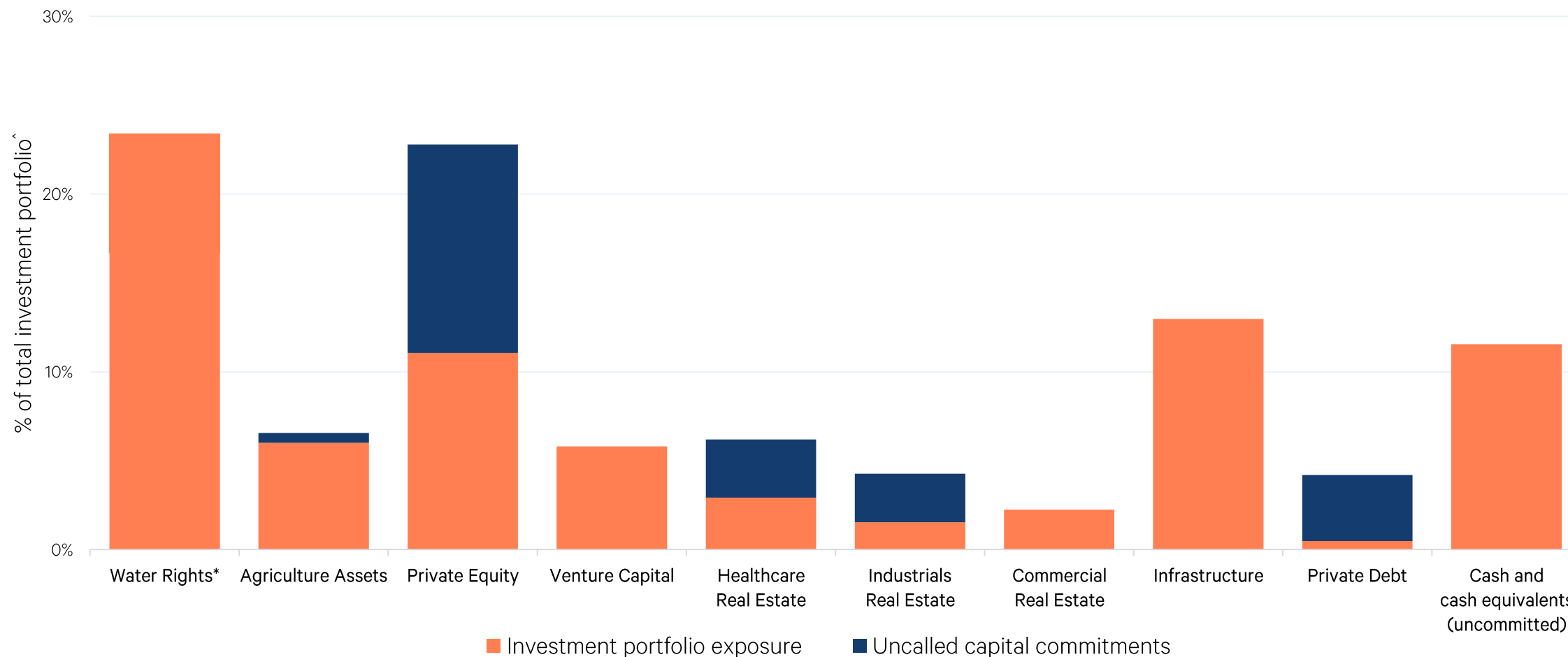
*Investment portfolio performance is before expenses, fees and taxes

Investment portfolio performance and volatility since appointment of Wilson Asset Management as Investment Manager (Oct-20)



WAM Alternative Assets investment portfolio exposure June 2023

W | A | M Alternative Assets




*At 30 June 2023, water rights includes \$16.0m or 6.7% of total investment portfolio of water rights held within the Strategic Australian Agriculture Fund (SAAF).

^At 30 June 2023, total investment portfolio Includes uncalled capital commitments to the Crescent Capital Partners Fund VII (\$15.0m); the Intermediate Capital Group Australian Senior Loan Fund (\$8.9m); the Barwon Institutional Healthcare Property Fund (\$7.8m); the Allegro Fund IV (\$7.7m); the CEN (I&L) Partnership Fund (\$6.5m); the Adamantem Capital Fund II (\$5.3m) and the Strategic Australian Agriculture Fund (\$1.3m).

WAM Alternative Assets investment portfolio

W | A | M Alternative Assets

Select M&A examples



BIRCH & WAITE

Manufacturer of premium
condiments, desserts and
beverages

Business franchise systems
for fast refreshment and
casual dining

RETAIL ZOO



**Join more
than 85,000**
weekly readers

Get in touch

info@wilsonassetmanagement.com.au

(02) 9247 6755

www.wilsonassetmanagement.com.au

