



## ASX Announcement | 30 April 2025

Variscan Mines Limited (ASX:VAR)

### Quarterly Activities Report for the Period Ended 31 March 2025

#### Key Highlights

- **High-grade zinc intersections from maiden underground drilling at Udias Mine**
  - Maiden drilling at Udias returned significant high-grade zinc mineralisation, confirming the presence of substantial mineralised zones.
  - Notable results, including **20.1m @ 8.22% Zn and 1.72% Pb** (refer ASX Announcement dated 24 February 2025), are outside of the Company's existing Mineral Resource Estimate.
- **Exceptional drilling results from the San Jose Mine identifying a potential feeder zone**
  - Drilling at La Caseta (Central zone) of San Jose Mine has returned the highest assay result (width x grade) from a single drill hole drilled by Variscan at the Novales-Udias project to date - **15.3m @ 17.42% Zn, 4.40% Pb** (refer ASX Announcement dated 4 March 2025).
- **Drilling at San Jose and Udias Mines in this Quarter delivered 5 of the best-ever 20 drill holes**
- **Strong endorsement from Government of Cantabria for the Novales-Udias Zinc Project**
  - Following a series of high-level meetings, the Government of Cantabria expressed strong support for Variscan's plans to recommence mining operations.
  - The Government's endorsement provides increased confidence in the permitting pathway for project development.
- **Progress towards Mine Re-start Studies at Udias and San Jose**

Variscan advanced technical studies critical to mine restart initiatives, including geological modelling, metallurgical testwork and geotechnical assessments. These efforts underpin the Company's objective to fast-track a return to production in northern Spain.

#### Variscan's Managing Director and Chief Executive Officer, Stewart Dickson, commented:

*"This has been another Quarter of significant progress on all fronts. We delivered standout drill results from both the San Jose and Udias Mines and received strong public commitment from the Cantabrian Government to support the re-start of mining operations. We are gaining strong operational momentum, and our Explorer-Producer strategy is delivering. The strength of this high-grade, former-producing asset continues to be validated and we look forward to keeping shareholders updated as we advance our development plans through 2025."*

## Operations Report

**Variscan Mines Limited (ASX:VAR)** (“**Variscan**” or “**the Company**”) is pleased to announce its Activities Report for the Quarter ended 31 March 2025 (“**Q3 FY25**”).

### Novales-Udías Project

The Novales-Udías Project is located in the Basque-Cantabrian Basin, approximately 30km southwest of the regional capital, Santander. Since its acquisition, the Project has been centered around the former producing San Jose underground mine with a large surrounding area of exploration opportunities over the 12km Novales Trend, which includes several satellite underground and surface workings.

#### Udias Mine – Maiden Underground Drilling

During the March 2025 quarter, the Company reported first assays from its maiden underground drilling program at the Udias Mine, part of the Novales-Udias Project in northern Spain. This campaign marks the first time the southern section of the Udias Mine, extending over 1.4 km and previously undrilled, has been systematically tested.

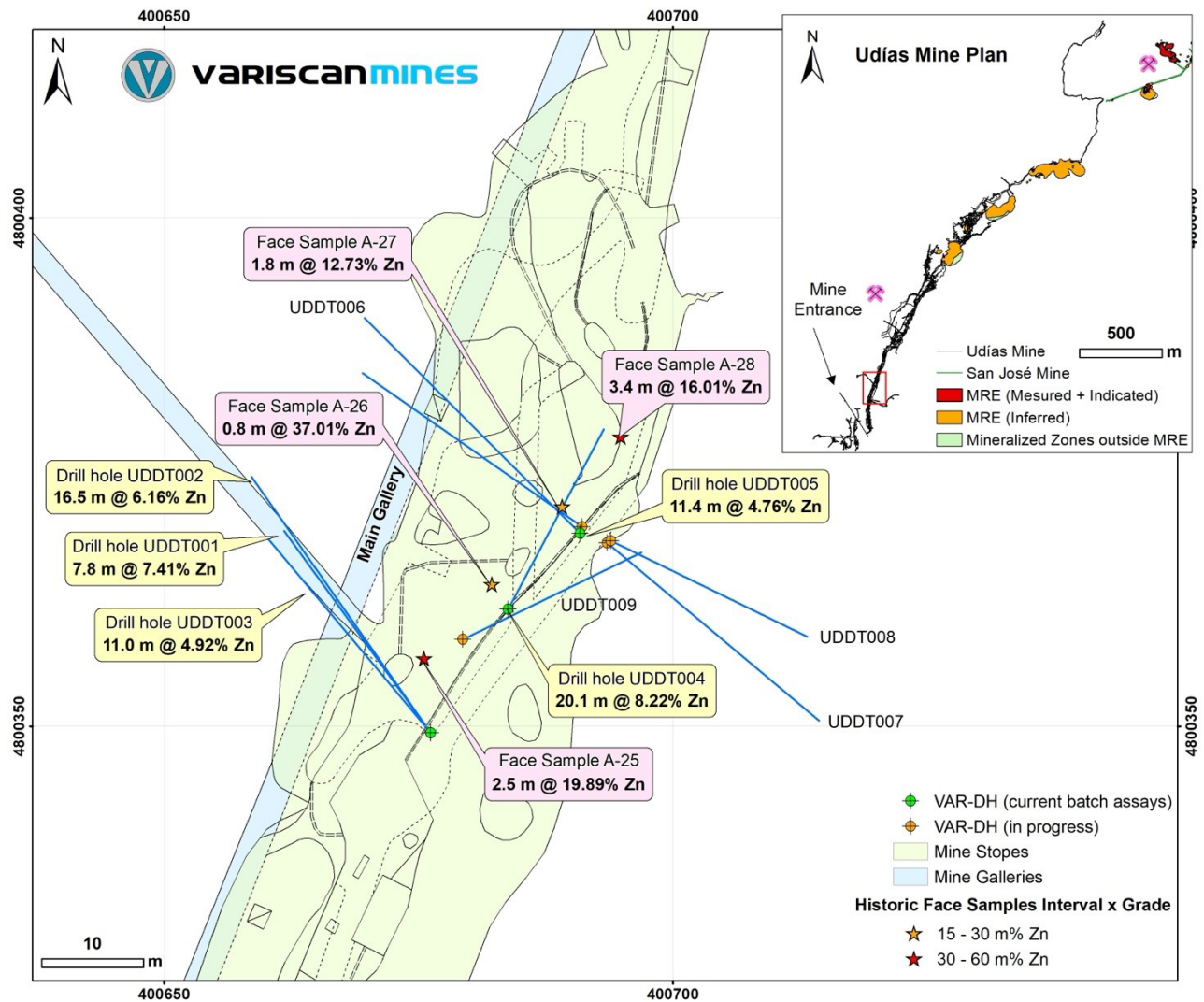
On 24 February 2025, the Company announced high-grade assay results from the initial holes of this program. These results confirm the presence of substantial zinc mineralisation beneath historical workings and support the development of a Mineral Resource Model at Udias.

Assays from first 5 diamond drillholes confirm significant mineralisation:


- **UDDT004: 20.1m @ 8.22% Zn, 1.72% Pb**
- **UDDT002: 16.5m @ 6.16% Zn, 0.87% Pb**
- **UDDT001: 7.8m @ 7.41% Zn, 0.68% Pb**
- **UDDT005: 11.4m @ 4.76% Zn, 0.24% Pb**
- **UDDT003: 11.0m @ 4.92% Zn, 0.04% Pb**

These intersections demonstrate the continuity and grade of the mineralisation, providing confidence in the potential for resource delineation. The drilling is located outside of the current Mineral Resource Estimate (MRE) model, indicating the opportunity for resource expansion.

**Figure 1.** Plan view of southern end of the Udias Mine indicating locations of underground diamond drillholes, mine development and historical face samples<sup>2</sup> Insert shows location relative to the size and scale of the Udias Mine, as well the continuation into the San Jose/Novales Mine to the northeast.



**Figure 2.** Diamond Drill Core from UDDT004 illustrating massive sphalerite hosted in dolostone



Note: Hole depth shown is from 0m to 20.1m

### San Jose Mine – Exceptional Drilling Results

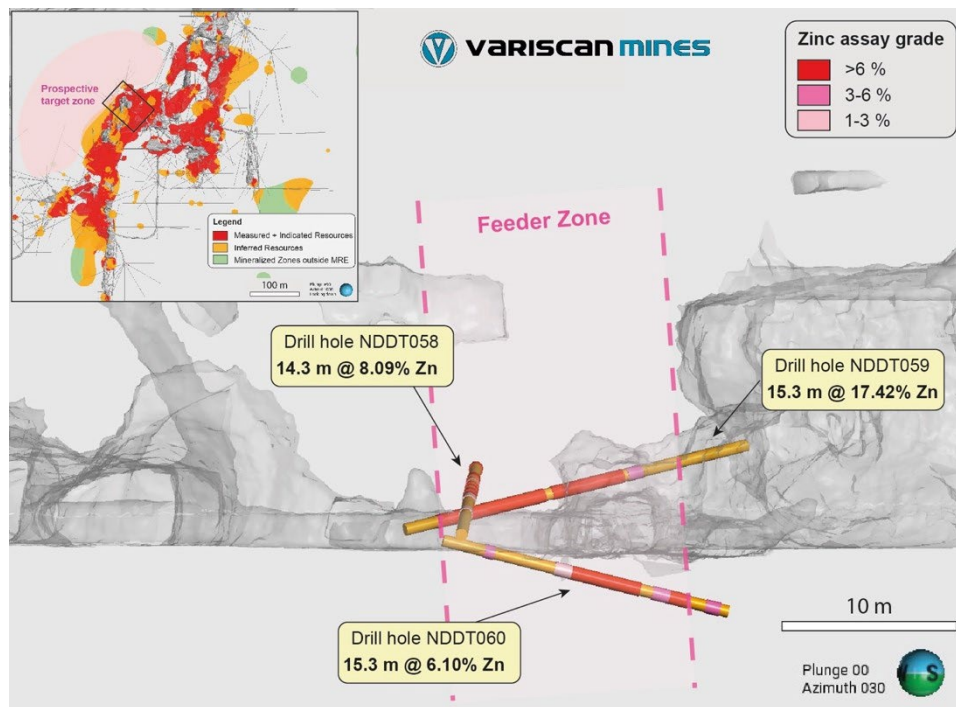
On 4 March 2025, the Company reported further high-grade zinc intercepts from its ongoing underground diamond drilling program at the San Jose Mine, part of the Novales-Udias Project in northern Spain. This drilling campaign aims to expand known zones of mineralisation and discover new zones to support an upgraded Mineral Resource Estimate (MRE).




The recent drilling focused on the La Caseta Trend within the Central Zone of the San Jose Mine. Specifically, hole NDDT059 within the Central Zone returned the highest assay result (width x grade) from a single drill hole drilled by Variscan at the Novales-Udias project to date, **15.3m @ 17.42% Zn, 4.40% Pb**. Several other high-grade assays from the drilling at La Caseta include:

- **NDDT058: 14.30m @ 8.09% Zn, 1.28% Pb**
- **NDDT060: 15.25m @ 6.10% Zn, 0.46% Pb**

**Figure 3.** Section view of northern end of the La Caseta area in the Central zone of the San Jose Mine indicating locations of underground diamond drill holes and mine development.



**Figure 4.** Diamond Drill Core from NDDT059 (15.3m @ 17.42% Zn, 4.40%) illustrating massive sphalerite hosted in dolostone. Hole depth shown is from 0.00m to 16.95m




#### Probable feeder zone identified at La Caseta

Geological mapping and exploration work has consistently indicated strong structural controls on mineralisation and the possible existence of one or more sub-vertical feeder zones channelling metal-bearing hydrothermal fluids upward in the San Jose Mine.

In particular a north-south oriented linear zone of abundant high-grade sulphide mineralisation in the northernmost part of the La Caseta area of the San Jose Mine was identified (Figure 5). Drilling was conducted in this area to test the feeder zone concept and to infill an area that is adjacent to zones with existing Measured & Indicated Mineral Resources.

**Figure 5.** Feeder zone with conspicuous, abundant iron sulphides (partly oxidized on surface) that accompany high-grade zinc and lead sulphide mineralisation



### **Recent drilling results are highly significant**

The drilling results reported from the San Jose Mine and the Udias Mine<sup>3</sup> have delivered outstanding results. These drill holes now account for 20% of our best-ever 20 drill holes at the Novales-Udias project that the Company has drilled (see highlighted red rows in Table 1 below). All of the results recently reported are located outside of the existing MRE model and are expected to add to an updated MRE, anticipated for later in 2025.



**Table 1.** Top 20 best-ever intercepts drilled by Variscan Mines at the Novales-Udias Project<sup>4</sup>

HOLE ID	LENGTH (m)	Zn (%)	Pb(%)	m x Zn	ASX Date	Site	Type
NDDT059	15.30	17.42	4.40	266.53	04/03/2025	San Jose	Underground
NOVDD046	23.00	11.51	3.72	264.73	15/06/2021	San Jose	Underground
NOVDD027	16.85	12.45	2.00	209.78	25/05/2021	San Jose	Underground
NDDT007B	21.85	8.50	0.38	185.73	05/10/2023	San Jose	Underground
SB-18	22.00	8.16	0.23	179.52	02/03/2023	Novales	Surface
NOVDD041	18.00	9.87	3.24	177.66	15/06/2021	San Jose	Underground
NDDT007	23.35	7.09	1.72	165.55	05/10/2023	San Jose	Underground
UDDT004	20.1	8.22	1.72	165.22	24/02/2025	Udias	Underground
NOVDDT003	8.00	20.17		161.36	20/12/2021	San Jose	Underground
NOVDD113	33.00	4.15	0.10	136.95	25/08/2022	San Jose	Underground
NOVDD040	21.00	5.65	0.70	118.65	15/06/2021	San Jose	Underground
NOVDD108	12.00	9.80	0.70	117.60	25/08/2022	San Jose	Underground
NDDT058	14.30	8.09	1.28	115.69	04/03/2025	San Jose	Underground
NOVDD029	12.00	9.15	4.03	109.80	15/06/2021	San Jose	Underground
NOVDD037	11.00	9.95	5.58	109.45	15/06/2021	San Jose	Underground
UDDT002	16.5	6.16	0.87	101.64	25/02/2025	Udias	Underground
NOVDDT012	4.40	22.66		99.70	15/03/2022	San Jose	Underground
JDDT02	16.50	5.84	1.21	96.36	30/01/2023	Jufresno	Near surface UG
SB-19B	6.00	16.02	0.71	96.12	02/03/2023	Novales	Surface
NOVDD042	9.00	10.67	1.76	96.03	15/06/2021	San Jose	Underground

### Mine Re-Start Study

The Company continued progressing key technical workstreams forming part of the Mine Re-Start Study during the Quarter. Metallurgical test work, comprising four distinct phases, is underway across European laboratories. These include sample preparation prior to pre-concentration, ore sorting trials with TOMRA in Germany, heavy liquid separation trials in the UK, comminution testing, and flotation optimisation. The goal is to confirm recovery assumptions and support design parameters for a modular processing facility.

Geotechnical work also progressed, with uniaxial compressive strength (UCS) testing and stope stability assessments underway. Early results support previous assumptions of strong, competent host rock and indicate minimal ground support requirements for initial mining areas. This data will inform mine design and scheduling considerations.

### Government Support for the Novales-Udias Project

Additionally during the Quarter, the Company announced strong support from the Government of Cantabria for the advancement of its Novales-Udias Zinc Project in northern Spain. This endorsement followed a series of high-level meetings between Variscan's Managing Director & CEO, Stewart Dickson, and senior regional government officials, including the President of Cantabria and the Regional Minister for Industry.

The discussions reaffirmed the Government's commitment to revitalizing the mining sector in Cantabria and its recognition of the potential economic and employment benefits associated with the recommencement of mining operations at Novales-Udias. The Government expressed a clear



willingness to support Variscan's efforts to progress the project through the necessary permitting and development stages.

This strong governmental backing enhances Variscan's confidence in the project's development pathway and underscores the collaborative relationship between the Company and regional authorities. The Company remains committed to maintaining transparent and constructive engagement with all stakeholders as it advances towards the potential restart of mining activities in the region.

**Figure 6.** Meeting between Variscan Mines and the President of the Government of Cantabria, Ms. María José Sainz de Buruaga and the Regional Minister for Industry, Employment, Innovation and Trade, Mr. Eduardo Arasti Barca.



### **Explorer-Producer Strategy**

Variscan continues to implement its Explorer-Producer strategy, centred on advancing the high-grade Novales-Udias Project towards restarting production while simultaneously growing the resource base

through targeted exploration. This dual track approach is designed to leverage the Project's unique position as a de-risked, former producing mine, while recognising the potential opportunities in and around it that remain underexplored. The phased development strategy is underpinned by the goal of generating early cash flow to support ongoing exploration and development, creating a self-sustaining cycle of value creation.

## FINANCIAL & CORPORATE

### SUMMARY OF EXPENDITURE ON EXPLORATION ACTIVITIES

For the quarter, the Group spent \$454,000 on exploration activities, substantively all of which related to the Group's Spanish zinc projects. These exploration activities related to:

- Underground drilling;
- Geological mapping and modelling;
- Technical consulting fees;
- Tenement administration, reporting and management; and
- Directly-attributable corporate overheads and administration costs.

In accordance with ASX Listing Rule 5.3.2, the Company advises that no Mining Development or Production activities were conducted during the quarter.

### DEFERRED SETTLEMENT SHARES

In accordance with the acquisition of the Spanish Zinc projects, the Company must issue additional shares upon the satisfaction of certain exploration milestones. These milestones are for the definition, in accordance with JORC 2012, of an Inferred Mineral Resource (or greater) of:

- Milestone 1: 4 million tonnes at 7% Zn
- Milestone 2: 8 million tonnes at 7% Zn
- Upon satisfaction of each of these milestones, the Company must issue 27,500,000 ordinary shares to the vendors of Slipstream Spain Pty Ltd and Slipstream Spain 2 Pty Ltd, and 2,426,471 shares to Hispanibal S.L. as the vendor of the "Hispanibal Option", for a total of 59,852,941 Ordinary Shares if both milestones are met.

There is currently no obligation to issue the milestone shares.

### OTHER

During the quarter, the Company made payments to related parties of \$56,000, represented by remuneration paid to Directors.

**ENDS**

To ask questions directly to the Variscan management team and access media content, visit our interactive investor website at: <https://variscan.com.au/s/aa7e61>

*This ASX announcement has been approved by the Board and authorised for issue by Mr Stewart Dickson, Managing Director and CEO, Variscan Mines Limited*

**For further information, please contact:**

**Variscan Mines Limited (ASX:VAR)**

**Stewart Dickson**

Managing Director & CEO

E: [stewart.dickson@variscan.com.au](mailto:stewart.dickson@variscan.com.au)

T: +44 (0) 7799 694195

**Media & Investor Enquiries**

**Jane Morgan Management**

Chloe Hayes / Jane Morgan

E: [chloe@janemorganmanagement.com.au](mailto:chloe@janemorganmanagement.com.au) / [jm@janemorganmanagement.com.au](mailto:jm@janemorganmanagement.com.au)

P: + 61 (0) 458619317/ +61 (0) 405 555 618

**We encourage all investors to share questions on this announcement via our interactive investor hub: <https://variscan.com.au/link/8r65oe>**

**Or scan the QR code.**

**Subscribe to our news alert service: <https://variscan.com.au/s/8d46e7>**



**About Variscan Mines Limited (ASX:VAR)**

Variscan Mines Limited (ASX:VAR) is a growth oriented, natural resources company focused on the acquisition, exploration and development of high-quality strategic mineral projects. The Company has compiled a portfolio of high-impact base-metal interests in Spain and Australia. Its primary focus is the development of its advanced zinc projects in Spain. The Company's name is derived from the Variscan orogeny, which was a geologic mountain building event caused by Late Paleozoic continental collision between Euramerica (Laurussia) and Gondwana to form the supercontinent of Pangea.

To learn more, please visit: [www.variscan.com.au](http://www.variscan.com.au)

**For more information**



Follow us on [LinkedIn](#)



Follow us on [Twitter](#)



Visit our investor website: [www.variscan.com.au](http://www.variscan.com.au)



## **Novales-Udias Project Summary**

The Novales-Udias Project is an advanced, zinc-lead project located in the Basque-Cantabrian Basin, some 30km southwest from the regional capital, Santander. The project is centred around the former producing San Jose and Udias underground mines with a large surrounding de-risked, district scale exploration and development area. This includes a number of satellite underground and surface workings and areas of zinc anomalism. Variscan has delineated the significant 12km mineralised Novales Trend the majority of which is over valid, granted mining tenements<sup>1</sup>.

The San Jose Mine is nearby (~9km) to the world class Reocin Mine which is the largest known strata-bound carbonate-hosted Zn-Pb deposit in Spain<sup>2</sup> and one of the world's richest MVT deposits<sup>3</sup>. It is within trucking distance (~80km) from the San Juan de Nieva zinc smelter operated by Asturiana de Zinc (owned by Glencore).

## **Novales-Udias Project Highlights**

- Near term zinc production opportunity (subject to positive exploratory & development work)
- Updated JORC compliant Mineral Resource Estimate of 3.4Mt @ 7.6% Zn, 0.9 %Pb released in December 2024<sup>4</sup>
- Expanded tenement holding of 111 km<sup>2</sup> (including a number of granted mining tenements)
- Regional exploration potential for another discovery analogous to Reocin Mine (total past production and remaining resource 62Mt @ 8.7% Zn and 1.0% Pb<sup>5 6</sup>)
- Trucking distance (~ 80km) from the San Juan de Nieva smelter (Glencore owned)
- Classic MVT carbonate hosted Zn-Pb district
- Historic production of high-grade zinc from San Jose Mine; average grade reported as ~7% Zn<sup>7</sup> with super high grade 'bolsas' (mineralised pods and lenses) commonly 10-20% Zn and in some instances +30% Zn<sup>8</sup>
- Maiden drilling at Udias Mine
- Simple mineralogy of sphalerite – galena – calamine
- Mineralisation is strata-bound, epigenetic, lenticular and sub-horizontal
- Access and infrastructure all in place

---

<sup>1</sup> Refer to ASX announcement of 29 July 2019

<sup>2</sup> Velasco, F., Herrero, J.M., Yusta, I., Alonso, J.A., Seebold, I. and Leach, D., (2003) 'Geology and Geochemistry of the Reocin Zinc-Lead Deposit, Basque-Cantabrian Basin, Northern Spain' Econ. Geol. v.98, pp. 1371-1396.

<sup>3</sup> Leach, D.L., Sangster, D.F., Kelley, K.D., Large, R.R., Garven, G., Allen, C.R., Gutzner, J., Walters, S., (2005) 'Sediment-hosted lead-zinc deposits: a global perspective'. Econ. Geol. 100th Anniversary Special Paper 561 607

<sup>4</sup> Refer to ASX announcement of 9 December 2024

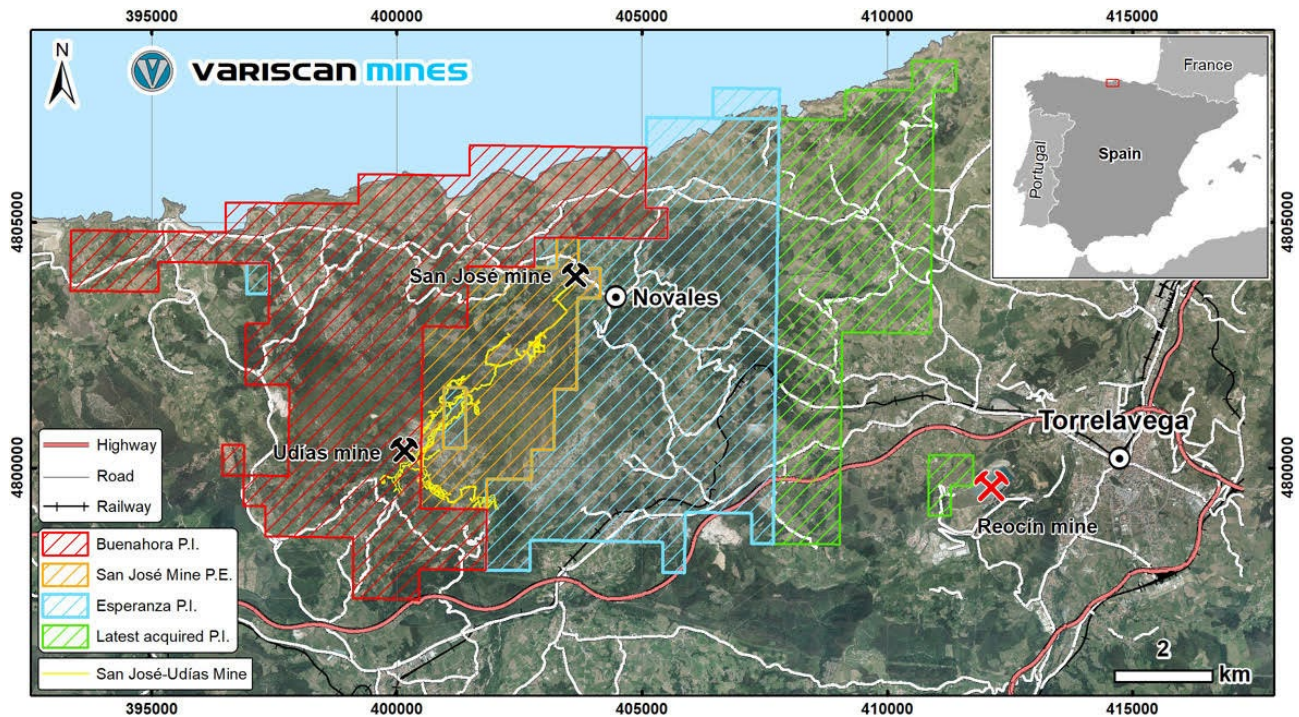
<sup>5</sup> Velasco, F., Herrero, J.M., Yusta, I., Alonso, J.A., Seebold, I. and Leach, D., 2003 - Geology and Geochemistry of the Reocin Zinc-Lead Deposit, Basque-Cantabrian Basin, Northern Spain: in Econ. Geol. v.98, pp. 1371-1396.

<sup>6</sup> Cautionary Statement: references in this announcement to the publicly quoted resource tonnes and grade of the Project are historical and foreign in nature and not reported in accordance with the JORC Code 2012, or the categories of mineralisation as defined in the JORC Code 2012. A competent person has not completed sufficient work to classify the resource estimate as mineral resources or ore reserves in accordance with the JORC Code 2012. It is uncertain that following evaluation and/or further exploration work that the foreign/historic resource estimates of mineralisation will be able to be reported as mineral resources or ore reserves in accordance with the JORC Code 2012.

<sup>7</sup> These figures have been taken from historical production data from the School of Mines in Torrelavega historical archives.

<sup>8</sup> Reports of the super high-grade mineralisation are supported with historical production data from the School of Mines in Torrelavega historical archives. (Refer ASX release 29 July 2019)

**Figure 7. Map of Novales-Udias Project licence areas**



## COMPETENT PERSONS STATEMENT

The information in this document that relates to the Exploration Target, exploration results and technical information is based on, and fairly represents information and supporting documentation reviewed by Dr. Mike Mlynarczyk, Principal of the Redstone Exploration Services, a geological consultancy acting as an external consultant for Variscan Mines. Dr. Mlynarczyk is a Professional Geologist (PGeo) of the Institute of Geologists of Ireland, and European Geologist (EurGeol) of the European Federation of Geologists, as well as Fellow of the Society of Economic Geologists (SEG). With over 10 years of full-time exploration experience in MVT-style zinc-lead systems in several of the world's leading MVT provinces, Dr. Mlynarczyk has sufficient experience which is relevant to the style of mineralisation and type of deposit under consideration and to the activity which he is undertaking to qualify as a Competent Person as defined in the December 2012 edition of the "Australasian Code for Reporting of Exploration Results, Mineral Resources and Ore Reserves" ('JORC Code'). Dr. Mlynarczyk consents to the inclusion in the report of the matters based upon the information in the form and context in which it appears.

Where reference is made to previous releases of exploration results and mineral resource estimates in this announcement, the Company confirms that it is not aware of any new information or data that materially affects the information included in those announcements and all material assumptions and technical parameters underpinning the exploration results and mineral resource estimates included in those announcements continue to apply and have not materially changed.

Reference is made to the following ASX announcements: 24 February 2025 and 4 March 2025.

## FORWARD LOOKING STATEMENTS

Forward-looking statements are only predictions and are not guaranteed. They are subject to known and unknown risks, uncertainties and assumptions, some of which are outside the control of the Company. Past performance is not necessarily a guide to future performance and no representation or warranty is made as to the likelihood of achievement or reasonableness of any forward-looking statements or other forecast. The occurrence of events in the future are subject to risks, uncertainties and other factors that may cause the Company's actual results, performance or achievements to differ from those referred to in this announcement. Given these uncertainties, recipients are cautioned not to place reliance on forward looking statements. Any forward-looking statements in this announcement speak only at the date of issue of this announcement. Subject to any continuing obligations under applicable law and the ASX Listing Rules, the Company, its directors, officers, employees and agents do not give any assurance or guarantee that the occurrence of the events referred to in this announcement will occur as contemplated.

## MINERAL RESOURCE STATEMENT FOR NOVALES-UDIAS PROJECT

JORC Mineral Resource Estimate for San Jose Mine and north-eastern Udías by deposit and classification reported above at 2% Zn+Pb cut-off (ASX announcement 9 December 2024)

Deposit	Mineral Resource Classification	Tonnage (t)	Zinc (%)	Grade		Contained Metal		
				Lead (%)	Zinc + Lead (%)	Zinc (t)	Lead (t)	Zinc + Lead (t)
San Jose	Measured	480,254	9.18	1.80	10.98	44,064	8,654	52,718
	Indicated	641,881	8.69	1.50	10.19	55,782	9,607	65,389
	<i>Measured &amp; Indicated</i>	<i>1,122,135</i>	<i>8.90</i>	<i>1.63</i>	<i>10.53</i>	<i>99,845</i>	<i>18,262</i>	<i>118,107</i>
	Inferred	615,304	8.15	1.03	9.18	50,121	6,356	56,477
	<i>Sub-total</i>	<i>1,737,439</i>	<i>8.63</i>	<i>1.42</i>	<i>10.05</i>	<i>149,966</i>	<i>24,618</i>	<i>174,584</i>
San Jose (NE)	Inferred	931,608	5.72	0.20	5.92	53,306	1,860	55,165
Udías* (NE)	Inferred	709,533	7.60	0.47	8.07	53,915	3,316	57,232
Total	Measured	480,254	9.18	1.80	10.98	44,064	8,654	52,718
	Indicated	641,881	8.69	1.50	10.19	55,782	9,607	65,389
	<i>Measured &amp; Indicated</i>	<i>1,122,135</i>	<i>8.90</i>	<i>1.63</i>	<i>10.53</i>	<i>99,845</i>	<i>18,262</i>	<i>118,107</i>
	Inferred	2,256,445	6.97	0.51	7.48	157,342	11,532	168,874
<b>Total</b>		<b>3,378,580</b>	<b>7.61</b>	<b>0.88</b>	<b>8.49</b>	<b>257,187</b>	<b>29,794</b>	<b>286,981</b>



## LISTING OF TENEMENTS HELD AT 31 MARCH 2025

Tenement	Tenement No.	Interest	Joint Venture Details
<b>SPAIN – Note 5</b>			
<u>Cantabria</u>			
Buenahora Fraction 1	IP 16.662-01	100%	
Buenahora Fraction 2	IP 16.662-02	100%	
San José	EC 94	100%	
La Torra	EC 512	100%	
Tres Amigos	EC 1565	100%	
Torpeza	EC 2557	100%	
Andrea	EC5220	100%	
Andrea-demasía a	EC5374	100%	
Es	EC8049	100%	
Dudosa	EC8165	100%	
Cargadoiro	EC11589	100%	
Tres amigos-demasía a	EC11594	100%	
Flor del pueblo	EC12942	100%	
Torpeza-demasía a	EC12952	100%	
Torpeza-3ª demasía a	EC13079	100%	
Torpeza-2ª demasía a	EC13080	100%	
Flor del pueblo-demasía a	EC13154	100%	
Dudosa-demasía a	EC13170	100%	
Andrea-3ª demasía a	EC13175	100%	
Andrea-2ª demasía a	EC13176	100%	
Cargadoiro-demasía a	EC13260	100%	
Ampliación a Matilde	EC13641	100%	
Aumentada	EC14238	100%	
Campitos	EC14554	100%	
Campitos-demasía a	EC14640	100%	
Carmenchu	EC14945	100%	
Amelita	EC14949	100%	
Eloísa	EC14947	100%	
Ampliación a Matilde-demasía a	EC14948	100%	
Cargadoiro 2	EC14954	100%	
Amelita-demasía a	EC14979	100%	
Carmenchu-demasía a	EC14980	100%	
Eloísa-demasía a	EC14981	100%	
Carmenchu-2ª demasía a	EC14982	100%	
6º Aumento a porvenir	EC15672	100%	
Ampliación a Matilde-demasía a	EC13641-10	100%	
Campitos-segunda demasía a	EC14554-20	100%	
Cargadoiro 2- demasía a	EC14954-10	100%	
Carmenchu-tercera demasía a	EC14980-30	100%	
6º Aumento a porvenir-demasía a	EC15672-10	100%	

Tenement	Tenement No.	Interest	Joint Venture Details
Torpeza-tercera demasía a	EC2557-30	100%	
Esperanza	IP 16674	100%	
Estela	IP 16672	100%	
Elena	IP 16673	100%	
Candela	IP 16676	100%	
Valeria	IP 16675	100%	
<u>Toledo</u>			
Guajaráz	IP 4.203	100%	

<b>NEW SOUTH WALES</b>			
Willyama	EL 8075	0%	Note 1
Hillston	EL 6363	39.2%	Perilya can earn 80%, Eaglehawk 9.8%
Native Dog	EL 8236	0%	Note 1
Woodlawn South	ELs 7257 and 7469	0%	Royalty interest only
<b>SOUTH AUSTRALIA</b>			
Junction Dam	EL 5682	0%	Marmota acquired 100% ownership. See Note 2
Callabonna	EL 5360	49%	Red Metal 51%, can earn 70%
<b>FRANCE</b>			
St Pierre	PER	100%	
Beaulieu	PER	100%	

EL = Exploration License

PER = Permis Exclusif de Recherche (France)

IP = Investigation Permit (Spain)

EC = Exploration Concession (Spain)

Note 1: Under an agreement with Silver City Minerals Limited, Broken Hill Operations and Eaglehawk Geological Consulting Pty Ltd Variscan has converted its interest in parts of these tenements to a NSR (Net Smelter Return).

Note 2: Marmota has earned 100% of the uranium rights only in EL 5682. Variscan has a 0.5% net profits royalty on production from a uranium mine.

Note 3: The remaining exploration licenses owned by Variscan Mines SAS (excluding the Couflens PER) have been conditionally acquired by a new wholly owned subsidiary, Variscan Mines Europe Limited. Pursuant to the approval for the Subsidiary Sale, the Ministry of Economy and Finance has imposed, without prior consultation, the compulsory relinquishment of the remaining licenses. The Company has approved the relinquishment request and has yet to receive a response. The timetable for the completion of the relinquishment process is unknown.

## Appendix 5B

### Mining exploration entity or oil and gas exploration entity quarterly cash flow report

Name of entity

Variscan Mines Limited

ABN

16 003 254 395

Quarter ended ("current quarter")

31 March 2025

Consolidated statement of cash flows		Current quarter \$A'000	Year to date (9 months) \$A'000
<b>1.</b>	<b>Cash flows from operating activities</b>		
1.1	Receipts from customers	-	-
1.2	Payments for		
	(a) exploration & evaluation	-	(2)
	(b) development	-	-
	(c) production	-	-
	(d) staff costs	(45)	(241)
	(e) administration and corporate costs	(49)	(376)
1.3	Dividends received (see note 3)	-	-
1.4	Interest received	2	6
1.5	Interest and other costs of finance paid	-	-
1.6	Income taxes paid	-	-
1.7	Government grants and tax incentives	-	-
1.8	Other (provide details if material)	-	-
<b>1.9</b>	<b>Net cash from / (used in) operating activities</b>	<b>(92)</b>	<b>(613)</b>

<b>2.</b>	<b>Cash flows from investing activities</b>		
2.1	Payments to acquire or for:		
	(a) entities	-	-
	(b) tenements	-	-
	(c) property, plant and equipment	-	-
	(d) exploration & evaluation	(454)	(1,215)
	(e) investments	-	-
	(f) other non-current assets	-	-



<b>Consolidated statement of cash flows</b>		<b>Current quarter \$A'000</b>	<b>Year to date (9 months) \$A'000</b>
2.2	Proceeds from the disposal of:		
	(a) entities	-	-
	(b) tenements	-	-
	(c) property, plant and equipment	-	-
	(d) investments	-	-
	(e) other non-current assets	-	-
2.3	Cash flows from loans to other entities	-	-
2.4	Dividends received (see note 3)	-	-
2.5	Other (provide details if material)	-	-
<b>2.6</b>	<b>Net cash from / (used in) investing activities</b>	<b>(454)</b>	<b>(1,215)</b>

<b>3.</b>	<b>Cash flows from financing activities</b>		
3.1	Proceeds from issues of equity securities (excluding convertible debt securities)	-	2,367
3.2	Proceeds from issue of convertible debt securities	-	-
3.3	Proceeds from exercise of options	-	-
3.4	Transaction costs related to issues of equity securities or convertible debt securities	-	(216)
3.5	Proceeds from borrowings	-	-
3.6	Repayment of borrowings	-	-
3.7	Transaction costs related to loans and borrowings	-	-
3.8	Dividends paid	-	-
3.9	Other (provide details if material)		
	- Receipt of Director Working Capital loans	-	32
<b>3.10</b>	<b>Net cash from / (used in) financing activities</b>	<b>-</b>	<b>2,183</b>

<b>4.</b>	<b>Net increase / (decrease) in cash and cash equivalents for the period</b>		
4.1	Cash and cash equivalents at beginning of period	1,152	250
4.2	Net cash from / (used in) operating activities (item 1.9 above)	(92)	(613)
4.3	Net cash from / (used in) investing activities (item 2.6 above)	(454)	(1,215)

## Mining exploration entity or oil and gas exploration entity quarterly cash flow report

Consolidated statement of cash flows		Current quarter \$A'000	Year to date (9 months) \$A'000
4.4	Net cash from / (used in) financing activities (item 3.10 above)	-	2,183
4.5	Effect of movement in exchange rates on cash held	2	3
4.6	<b>Cash and cash equivalents at end of period</b>	<b>608</b>	<b>608</b>

5.	Reconciliation of cash and cash equivalents at the end of the quarter (as shown in the consolidated statement of cash flows) to the related items in the accounts	Current quarter \$A'000	Previous quarter \$A'000
5.1	Bank balances	608	1,152
5.2	Call deposits	-	-
5.3	Bank overdrafts	-	-
5.4	Other (provide details)	-	-
5.5	<b>Cash and cash equivalents at end of quarter (should equal item 4.6 above)</b>	<b>608</b>	<b>1,152</b>

6.	Payments to related parties of the entity and their associates	Current quarter \$A'000
6.1	Aggregate amount of payments to related parties and their associates included in item 1	45
6.2	Aggregate amount of payments to related parties and their associates included in item 2	11
<i>Note: if any amounts are shown in items 6.1 or 6.2, your quarterly activity report must include a description of, and an explanation for, such payments.</i>		

## Mining exploration entity or oil and gas exploration entity quarterly cash flow report

<b>7.</b>	<b>Financing facilities</b> <i>Note: the term "facility" includes all forms of financing arrangements available to the entity. Add notes as necessary for an understanding of the sources of finance available to the entity.</i>	<b>Total facility amount at quarter end \$A'000</b>	<b>Amount drawn at quarter end \$A'000</b>
7.1	Loan facilities	-	-
7.2	Credit standby arrangements	-	-
7.3	Other (please specify)	-	-
7.4	<b>Total financing facilities</b>	-	-
7.5	<b>Unused financing facilities available at quarter end</b>		-
7.6	Include in the box below a description of each facility above, including the lender, interest rate, maturity date and whether it is secured or unsecured. If any additional financing facilities have been entered into or are proposed to be entered into after quarter end, include a note providing details of those facilities as well.		

<b>8.</b>	<b>Estimated cash available for future operating activities</b>	<b>\$A'000</b>
8.1	Net cash from / (used in) operating activities (item 1.9)	(92)
8.2	(Payments for exploration & evaluation classified as investing activities) (item 2.1(d))	(454)
8.3	Total relevant outgoings (item 8.1 + item 8.2)	(546)
8.4	Cash and cash equivalents at quarter end (item 4.6)	608
8.5	Unused finance facilities available at quarter end (item 7.5)	-
8.6	Total available funding (item 8.4 + item 8.5)	608
8.7	<b>Estimated quarters of funding available (item 8.6 divided by item 8.3)</b>	1.11
<i>Note: if the entity has reported positive relevant outgoings (ie a net cash inflow) in item 8.3, answer item 8.7 as "N/A". Otherwise, a figure for the estimated quarters of funding available must be included in item 8.7.</i>		
8.8	If item 8.7 is less than 2 quarters, please provide answers to the following questions:	
8.8.1	Does the entity expect that it will continue to have the current level of net operating cash flows for the time being and, if not, why not?	
<p>Answer:</p> <p>Yes, the entity anticipates operating at a similar level to the current quarter should funding be available, noting that future exploration activity is largely discretionary and further exploration programs will be dependent on available cash.</p>		

8.8.2 Has the entity taken any steps, or does it propose to take any steps, to raise further cash to fund its operations and, if so, what are those steps and how likely does it believe that they will be successful?

Answer:

At this stage, the Company has not taken any steps to raise further capital and notes that it enjoys the support of its Board and key shareholders. It believes that if and when it resolves to raise additional capital it will be successful.

8.8.3 Does the entity expect to be able to continue its operations and to meet its business objectives and, if so, on what basis?

Answer:

Yes, the entity expects that it will be able to continue its operations and meet its business objectives based on the entity's responses in items 8.8.1 and 8.8.2 above.

*Note: where item 8.7 is less than 2 quarters, all of questions 8.8.1, 8.8.2 and 8.8.3 above must be answered.*

## Compliance statement

- 1 This statement has been prepared in accordance with accounting standards and policies which comply with Listing Rule 19.11A.
- 2 This statement gives a true and fair view of the matters disclosed.

Date: .....30 April 2025.....

Authorised by: .....The Board.....  
(Name of body or officer authorising release – see note 4)

## Notes

1. This quarterly cash flow report and the accompanying activity report provide a basis for informing the market about the entity's activities for the past quarter, how they have been financed and the effect this has had on its cash position. An entity that wishes to disclose additional information over and above the minimum required under the Listing Rules is encouraged to do so.
2. If this quarterly cash flow report has been prepared in accordance with Australian Accounting Standards, the definitions in, and provisions of, *AASB 6: Exploration for and Evaluation of Mineral Resources* and *AASB 107: Statement of Cash Flows* apply to this report. If this quarterly cash flow report has been prepared in accordance with other accounting standards agreed by ASX pursuant to Listing Rule 19.11A, the corresponding equivalent standards apply to this report.
3. Dividends received may be classified either as cash flows from operating activities or cash flows from investing activities, depending on the accounting policy of the entity.
4. If this report has been authorised for release to the market by your board of directors, you can insert here: "By the board". If it has been authorised for release to the market by a committee of your board of directors, you can insert here: "By the [name of board committee – eg Audit and Risk Committee]". If it has been authorised for release to the market by a disclosure committee, you can insert here: "By the Disclosure Committee".
5. If this report has been authorised for release to the market by your board of directors and you wish to hold yourself out as complying with recommendation 4.2 of the ASX Corporate Governance Council's *Corporate Governance Principles and Recommendations*, the board should have received a declaration from its CEO and CFO that, in their opinion, the financial records of the entity have been properly maintained, that this report complies with the appropriate accounting standards and gives a true and fair view of the cash flows of the entity, and that their opinion has been formed on the basis of a sound system of risk management and internal control which is operating effectively.