

QUARTERLY REPORT

For the 3 months ended 31 March 2025

Prodigy Gold 100% Projects

Tanami North Gold Project:

- The Mineral Resource estimate for the Hyperion Gold Deposit was updated during April 2025 incorporating results from drilling completed through 2023 and 2024.
 - Hyperion Mineral Resource estimate is reported at a 0.5g/t Au lower cut-off for oxide and transitional material and 0.6g/t Au for fresh material, totaling:
 - Indicated 2.41Mt @ 1.6g/t Au for 125koz
 - Inferred 7.26Mt @ 1.3g/t Au for 310koz
 - Total Resource 9.66Mt @ 1.4g/t Au for 435koz
 - Updated estimate represents a 12% increase in tonnes, 5% decrease in grade and 7% increase in ounces when compared to the previously released Hyperion Mineral Resource.
 - The Tanami North Project, consisting of both the Tregony and Hyperion Gold Deposits, now comprises a total Mineral Resource of 11.3Mt @ 1.4g/t Au for @ 499k ounces.
- Preliminary results received for metallurgical testwork undertaken on sample material from the Tethys and Hyperion lodes of the Hyperion Gold Deposit.
 - Results highlight potential for excellent gold recoveries for oxide and transition mineralisation through a conventional Carbon In Leach (CIL) plant.
 - Oxide composite reported 48hr recoveries ranging between 93.2% to 96.4% with a higher calculated gold grade than the composite grade interval (3.15 vs 2.56g/t).
 - Transition composite reported 48hr recoveries ranging from 92.7% to 96.6% with a higher calculated gold grade compared to composite sample grade interval (8.43 vs 6.18g/t).
 - Fresh composite reported 48hr recoveries ranging from 64.6% to 72.0% with a higher calculated gold grade compared to composite sample grade interval (6.09 vs 5.56g/t).
 - Cyanide consumption was moderate, and no lime was required for oxide and transition samples with the fresh composite requiring minimal lime addition.
 - Gravity gold was present in all samples but was low, ranging from 5.6% in the fresh composite to 9.6% in the oxide composite.

Prodigy Gold JV Projects

Lake Mackay Project (IGO and IGO/Castile):

- No on-ground exploration works were completed on the Lake Mackay Project area during the quarter.

Tobruk & Monza Projects – Newmont JV

- No field work was completed on either JV Project during the reporting period.
- Work reported for the Tobruk Project area included the review of the airborne magnetic geophysical survey that was completed during the previous quarter.
- Work reported on the Monza Project included the review of the results of the Newmont proprietary Deep Sensing Geochemistry (DSG) survey which highlighted two anomalous responses. Assays received for five rock chip samples returned no significant results.
- During the reporting period Prodigy Gold and Newmont agreed to include exploration application EL30944 into the Monza agreement.

Management Commentary

Commenting on progress made during the March 2025 quarter, Prodigy Gold Managing Director, Mark Edwards said:

“The Company has been busy preparing for the upcoming field season and following up on the work completed during 2024. This included providing an update to the Hyperion Mineral Resource, highlighting the importance of the Hyperion Deposit to Prodigy Gold. The drilling completed in 2024 and the preliminary testwork results received during the quarter led to an increase in the metal inventory at Hyperion by 7% to a total of 435,000 ounces of gold. This deposit will remain a focus for the Company during 2025 with drilling planned as well as additional metallurgical testwork.

Prodigy Gold’s team is continuing to assess development options for the Old Pirate Deposit, giving consideration to potential joint venture and/or profit-sharing opportunities to fast-track its future development.

The team is also preparing to return to the field in the coming months to drill around the Tanami North Project area. Priority is given to the drilling at Hyperion with the view to add confidence in the recently updated Mineral Resource and to potentially grow the overall inventory. Prodigy Gold submitted an application to the NT Government under the Resourcing the Territory initiative Round 18 Grants to conduct deeper drilling around the Tethys lodes of the Hyperion Deposit. The results of this application will be announced during the next reporting period.

A detailed review of the main prospects of the Tanami West Project is continuing to allow for exploration work applications to be submitted to the NT government for work to be undertaken in the 2026 field season.

As always, the Prodigy Gold team looks forward to keeping all shareholders up to date on activities throughout 2025.”

March Quarter Exploration Summary

Tanami North Project – 100% PRX

The Tregony and Hyperion Deposits are located within the 100% Prodigy Gold owned Tanami North Project area and are situated on the Suplejack Shear Zone (“SSZ”), which hosts several known gold mineral resources (Figure 1) such as:

- Hyperion Deposit – located approximately 18km north of Groundrush
- Tregony Deposit – located 11km to the east of the Suplejack Fault
- Groundrush Deposit¹ – located 42km to the south of Tregony
- Crusade Deposit¹ – located 22km to the northeast of Tregony

¹ CTPJV – 50% Tanami Gold NL (“TAM”) : 50% Northern Star Resources Limited (“NST”)

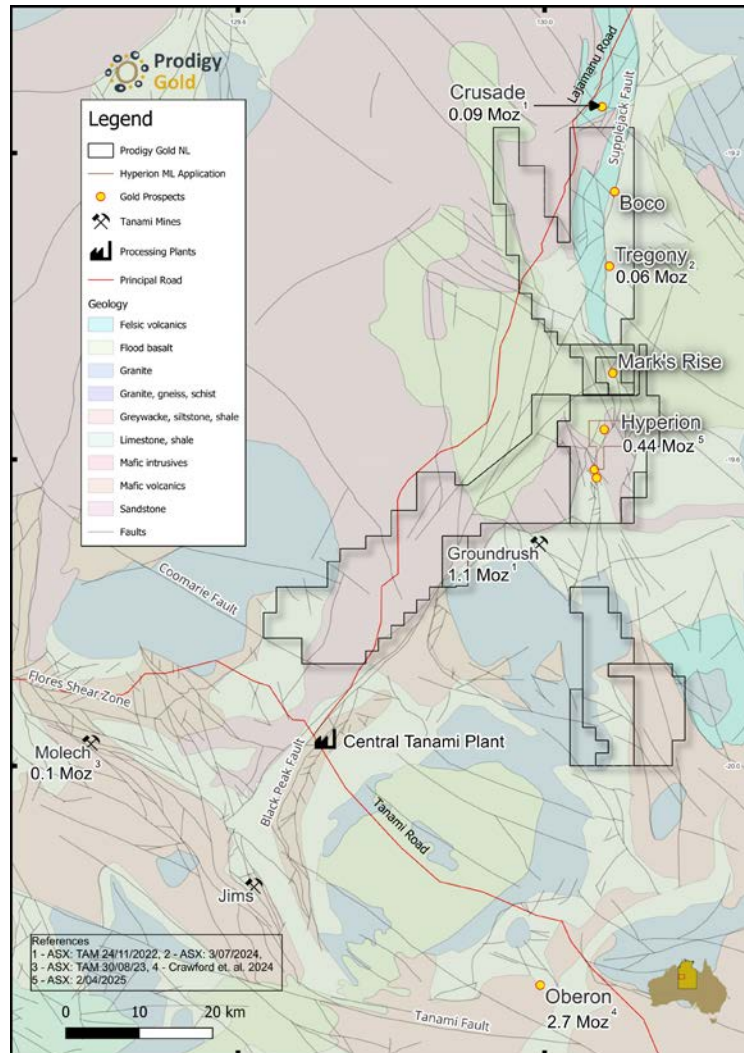


Figure 1 Tanami North Project area

Hyperion Mineral Resource Update

Subsequent to the end of the quarter Prodigy Gold reported an updated Mineral Resource estimate for its 100% owned Hyperion Gold Deposit² ("Hyperion") located on EL9250 within the Tanami North Project in the Northern Territory. A total Mineral Resource of 9.66Mt @ 1.4g/t Au for 435,000 ounces has been estimated and reported at cut-off grades of 0.5g/t Au for oxide and transitional material and 0.6g/t Au for fresh material (Table 1). This represents an increase in ounces from the previously reported Hyperion Mineral Resource of 8.64Mt @ 1.5g/t Au for 407koz, which was reported at a lower cut-off of 0.6g/t Au³.

The updated Mineral Resource estimate has been reported in accordance with the 2012 Edition of the Australasian Code for Reporting of Exploration Results, Mineral Resources and Ore Reserves (the "JORC Code"). The Hyperion Mineral Resource update incorporates results from drilling completed on the deposit through 2023 and 2024. There are several changes in the latest update including:

- the lowering of the cut-off grade in oxide and transitional material from 0.6g/t Au to 0.5g/t Au, reflecting the higher gold price used in the cut-off grade calculations;
- the use of new drilling data when updating the mineralisation wireframes, increasing the overall volume of material in the model; and
- the updating of the weathering wireframes with a deeper oxidation level than in the previous model as a result of a better understanding of the local weathering in the area.

² ASX: 02 April 2025

³ ASX: 29 July 2024

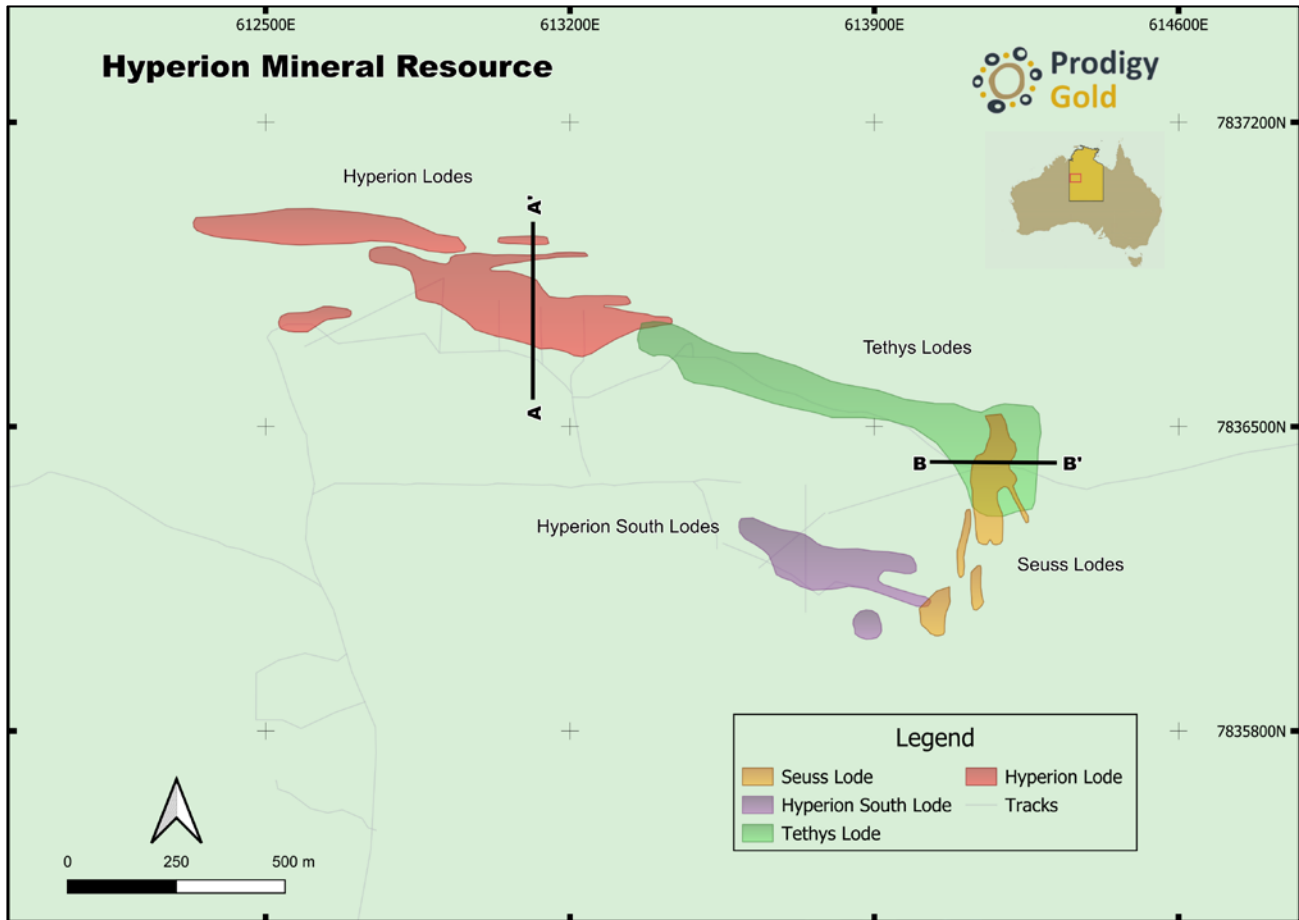


Figure 2 Hyperion mineralisation showing location of lodes used in modelling

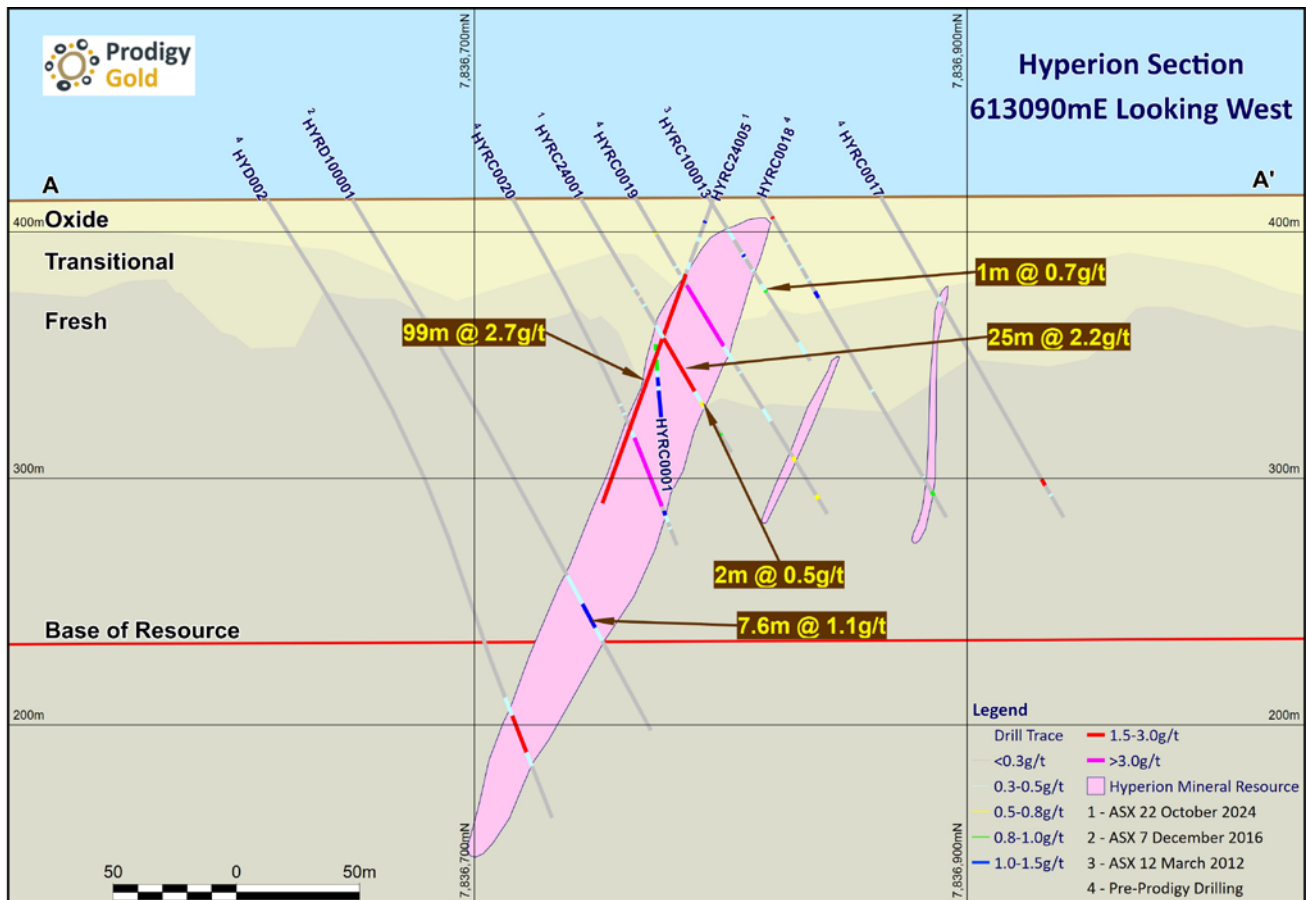


Figure 3 Section through Hyperion lodes mineralisation looking east

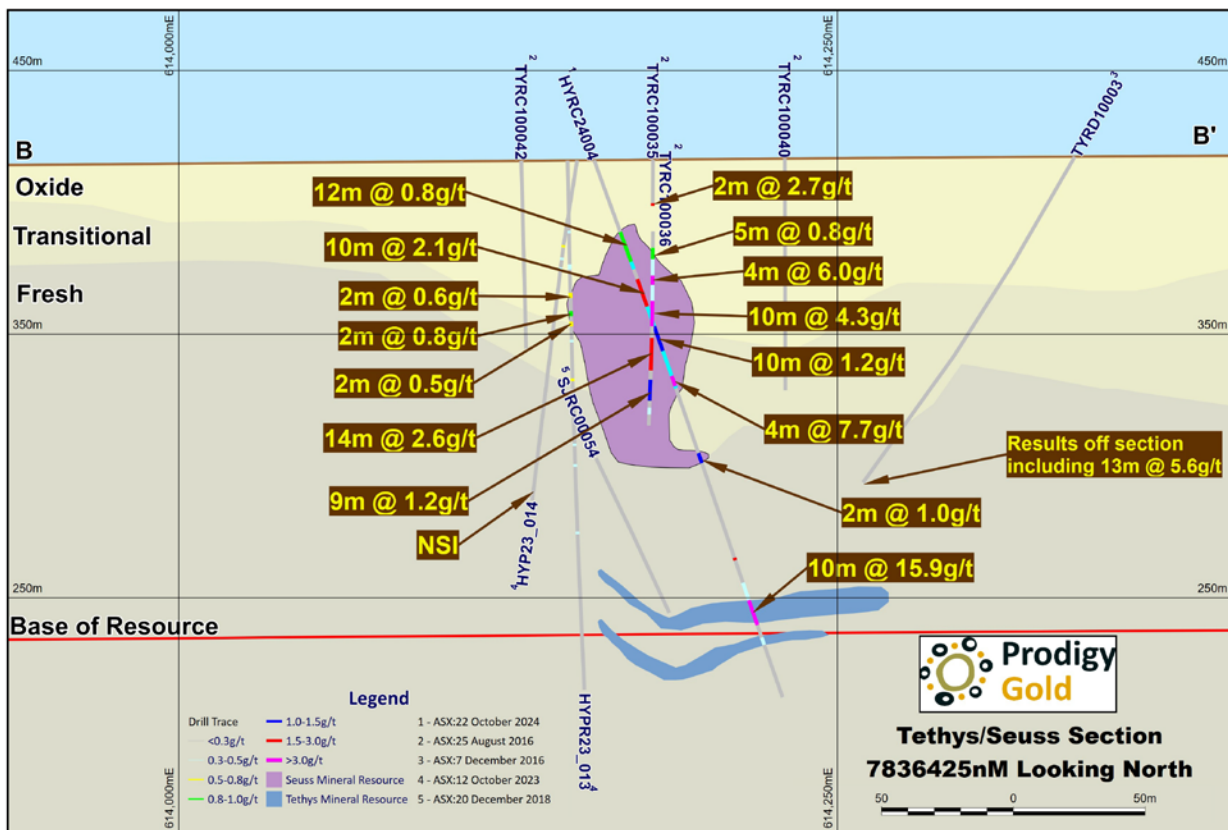


Figure 4 Section through Seuss and Tethys mineralisation looking north

Table 1 Prodigy Gold Hyperion Gold Deposit Mineral Resource summary as at 2 April 2025

Material	Cut-off (g/t)	Indicated			Inferred			Total		
		Tonnes (Mt)	Grade (g/t Au)	Metal (Koz Au)	Tonnes (Mt)	Grade (g/t Au)	Metal (Koz Au)	Tonnes (Mt)	Grade (g/t Au)	Metal (Koz Au)
Oxide	0.5	0.64	1.5	31	1.15	1.2	45	1.79	1.3	76
Transitional	0.5	0.81	1.6	41	1.41	1.3	60	2.23	1.4	101
Fresh	0.6	0.96	1.7	53	4.69	1.4	205	5.65	1.4	258
Total		2.41	1.6	125	7.26	1.3	310	9.66	1.4	435

- All Mineral Resources are completed in accordance with the JORC Code 2012 edition
- All figures are rounded to reflect appropriate levels of confidence, differences may occur due to this rounding
- Tonnes are reported as dry metric tonnes
- Hyperion Mineral Resources are determined by cutting all Mineral Resources to 180m below surface. The 180m depth was used to define the Mineral Resource due to being the approximate depth of previously optimised pits. This is consistent with the 2024 Mineral Resource
- Cut-off grades were calculated using
 - a forecast exchange rate of \$0.64, US gold price of \$2,826/oz (\$Aus4,395/oz) determined using the Consensus Economics March 2025 newsletter
 - Mining was estimated to cost around \$70/ore tonne which is higher than the cost used in the 2024 estimation (\$56/ore tonne) due to expected higher processing and mining costs
 - Recoveries were based on the results of the previously released metallurgical testwork on the Seuss Lode and the preliminary results from March 2025
 - Oxide 95%
 - Transitional 95%
 - Fresh 80%
- The author believes the assumptions used to determine the Hyperion Mineral Resource are suitable when considering the potential for future economic extraction of the mineralisation of the deposit.

Prodigy Gold's Mineral Resource estimates now total 21.2Mt at an average grade of 1.4g/t gold for 973koz of gold (Table 2), with resources located at Tregony, Old Pirate and Buccaneer, in addition to Hyperion.

Table 2 Prodigy Gold Mineral Resource summary as at 2 April 2025

			Indicated			Inferred			Total		
Project	Date	Cut-off	Tonnes	Grade	Metal	Tonnes	Grade	Metal	Tonnes	Grade	Metal
		(g/t)	(Mt)	(g/t Au)	(Koz Au)	(Mt)	(g/t Au)	(Koz Au)	(Mt)	(g/t Au)	(Koz Au)
Tanami North Project Area											
Tregony ⁴	Jul-24	0.6	0.46	1.6	23	1.10	1.2	41	1.56	1.3	64
Hyperion ⁵	Apr-25	0.5/0.6	2.41	1.6	125	7.26	1.3	310	9.66	1.4	435
Sub-Total			2.87	1.6	148	8.36	1.4	351	11.22	1.4	499
Twin Bonanza Project Area											
Buccaneer ⁶	Aug-23	0.7	3.90	1.2	157	5.30	1.2	201	9.20	1.2	359
Old Pirate ⁷	Aug-16	1.0	0.04	4.6	7	0.72	4.7	109	0.76	4.7	115
Sub-Total			3.94	1.3	164	6.02	1.6	310	9.96	1.5	474
Total			6.8	1.4	312	14.4	1.4	661	21.2	1.4	973

Notes for Mineral Resource:

- The are no Mineral Reserves reported for any of Prodigy Gold's projects
- All projects are owned 100% by Prodigy Gold
- All Resources are reported at various cut-off grades depending on their location, cost assumptions and how they were reported at the time of reporting.

Hyperion Deposit Metallurgical Testwork – Preliminary Results

During the reporting period Prodigy Gold announced the preliminary results from the second phase of metallurgical testwork for the 100% owned Hyperion Deposit in the Tanami region of the Northern Territory (Figure 1). Independent Metallurgical Operations Pty Ltd (“IMO”) were engaged by Prodigy Gold in 2023 to undertake bench-scale metallurgical testwork on a series of gold bearing Reverse Circulation (“RC”) drill samples from the Suess lode of the Hyperion Deposit^{8,9,10}. These preliminary results follow on from this previous work.

The testwork being completed now will provide further confidence in the Hyperion Mineral Resource estimate when considering the potential for future economic extraction as part of the assessment for compliance with the 2012 Edition of the Australasian Code for Reporting of Exploration Results, Mineral Resources and Ore Reserves (the “JORC Code”).

Samples from drill holes HYRC24005 and HYRC24009 were submitted to IMO for metallurgical testwork. The location of the holes is shown in Figure 5 and detailed in Table 3.

Table 3. Hyperion Drill Collar Details

Hole ID	Grid	East#	North#	Tenement	Hole Type	Depth (m)	Azimuth (degrees)	Dip (degrees)
HYRC24005	MGA94_52	613092	7836797	EL9250	RC	132	90	-70
HYRC24009	MGA94_52	613480	7836691	EL9250	RC	102	90	-70

#Estimated from handheld GPS

A total of 41 one-metre samples from the 2024 drilling were submitted to IMO for analysis. These samples comprised 12 oxide, 16 transition and 13 fresh material samples.

The scope of work for the second phase of testwork has been conducted in two stages. The works for Stage 3 are now underway and will be reported when complete. The first two stages are:

- Stage 1: Sample characterisation; and
- Stage 2: Gravity and cyanide leach testwork.

⁴ ASX: 3 July 2024

⁵ ASX: 2 April 2025

⁶ ASX: 11 August 2023

⁷ ASX: 19 August 2016

⁸ ASX: 3 April 2024

⁹ ASX: 6 May 2024

¹⁰ ASX: 12 June 2024

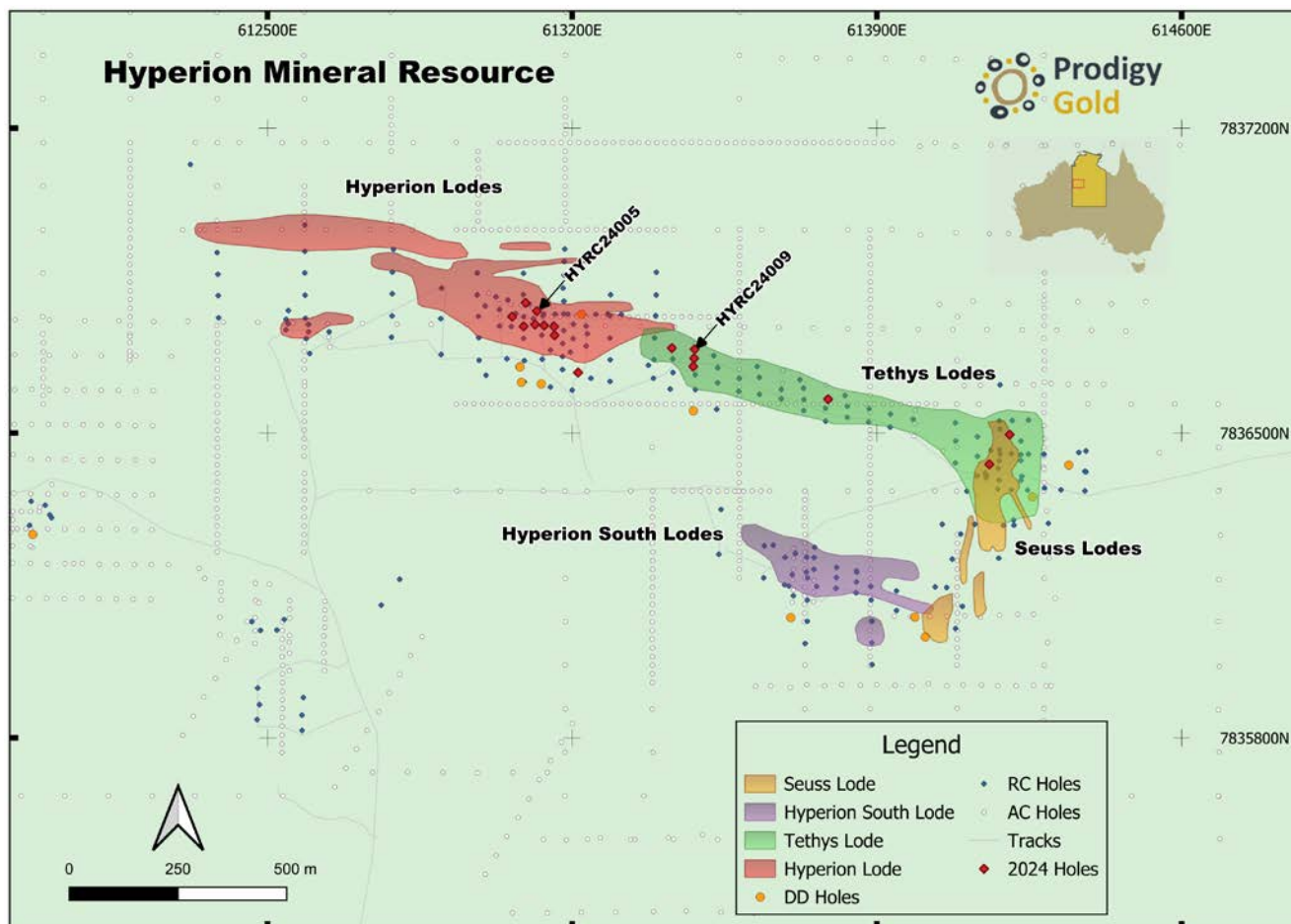


Figure 5 Location of metallurgical holes at Hyperion

The grind optimisation cyanide leach results¹¹ are presented in Table 4. The results are summarised as:

- Gravity recovery was low across all composites, ranging from 5.6% (fresh) to 9.6% (oxide);
- The leach kinetics for all composites were considered fast, so gold recovered in short retention times;
- Oxide composite leach tests achieved gold recoveries exceeding 93%, with final 48-hour recoveries between 93.2% and 96.4%;
- Transition composite leach tests achieved gold recoveries above 93%, with final 48-hour recoveries ranging from 93.6% to 95.2%;
- Fresh composite leach tests yielded lower gold recoveries, ranging from 64.6% to 72.0%, likely due to a degree of refractoriness caused by very fine-grained gold hosted in arsenopyrite;
- Recoveries improved with finer grinding;
- Calculated head grades showed good correlation across the three tests for each composite;
- The calculated head grades were higher than the assayed head grades for each composite, with the differences considered acceptable;
- Cyanide consumption across all tests remained moderate over the 48-hour period;
- No lime addition was required for oxide and transition composites, as Cyanide provided sufficient alkalinity to maintain pH <9.5;
- Minimal lime addition was necessary for the fresh composite to maintain pH <9.5; and
- The optimum grind size was determined to be P₈₀ 75 µm, and subsequent reagent optimisation test work will proceed at this grind size.

¹¹ ASX: 11 March 2025

Table 4 Cyanide Leach – Grind Optimisation Results

Testwork	Units	Oxide			Transition			Fresh		
		LT1	LT2	LT3	LT4	LT5	LT6	LT7	LT8	LT9
Grind P ₈₀	µm	150	106	75	150	106	75	150	106	75
Gravity Gold Recovery	%	9.3%	9.1%	9.6%	5.8%	5.9%	5.8%	5.6%	5.8%	5.9%
2 Hour Recovery	%	83.3%	77.6%	84.8%	77.0%	80.8%	79.0%	42.3%	54.3%	60.5%
4 Hour Recovery	%	88.8%	87.4%	90.8%	87.4%	90.2%	91.0%	49.8%	59.5%	63.5%
8 Hour Recovery	%	94.4%	92.7%	93.7%	94.6%	94.0%	95.2%	58.4%	66.6%	70.1%
24 Hour Recovery	%	96.2%	95.4%	93.7%	92.9%	95.1%	95.5%	64.7%	72.0%	72.6%
30 Hour Recovery	%	92.1%	96.6%	99.5%	92.7%	94.6%	96.6%	63.5%	68.4%	73.2%
48 Hour Recovery	%	94.0%	93.2%	96.4%	93.6%	95.2%	95.2%	64.6%	69.3%	72.0%
Calculated Head Grade	g/t Au	3.16	3.22	3.06	8.42	8.37	8.51	6.24	6.05	5.97
Assayed Head Grade	g/t Au	2.52	2.52	2.52	6.90	6.90	6.90	5.62	5.62	5.62
Gravity Gold Recovery	g/t Au	0.294	0.294	0.294	0.490	0.490	0.490	0.352	0.352	0.352
Total Gold Recovery	g/t Au	2.97	3.00	2.95	7.88	7.97	8.10	4.03	4.19	4.30
Residue Grade	g/t Au	0.19	0.22	0.11	0.54	0.40	0.41	2.21	1.86	1.67
24 Hour Cyanide Consumption	kg/t	0.97	0.97	0.97	1.00	1.09	1.19	0.56	0.62	0.65
48 Hour Cyanide Consumption	kg/t	1.11	1.11	1.30	1.25	1.23	1.39	0.81	0.80	0.81
24 Hour Lime Consumption	kg/t	0.00	0.00	0.00	0.00	0.00	0.00	0.32	0.47	0.46
48 Hour Lime Consumption	kg/t	0.00	0.00	0.00	0.00	0.00	0.00	0.32	0.47	0.46

The outstanding work includes:

- Oxide and transition reagent optimisation tests are underway;
- 1x fresh composite grind optimisation test at P₈₀ 53µm to further investigate the role of finer grinding on gold recovery on fresh material; and
- 2x fresh composite reagent optimisation tests.

Joint Venture Portfolio

Lake Mackay JV (IGO and IGO/Castile)

Prodigy Gold manages three Joint Ventures (Figure 6) for the Lake Mackay Project:

- Gold JV – 70% Prodigy Gold and 30% IGO
- Base Metal JV – 30% Prodigy Gold and 70% IGO
- Castile JV – Prodigy Gold 60%, IGO 26% and Castile 14%

No active exploration activities occurred during the March 2025 quarter.

Prodigy Gold is working with IGO, who has established a dataroom, to determine if there are parties interested in a joint venture or acquisition of the Project. This process is ongoing and Prodigy Gold will continue to talk to potential partners / buyers to establish if there is any interest in the Lake Mackay Project. Prodigy Gold is focused on the Tanami North and Tanami West Projects and has no active plans for exploration plans for Lake Mackay.

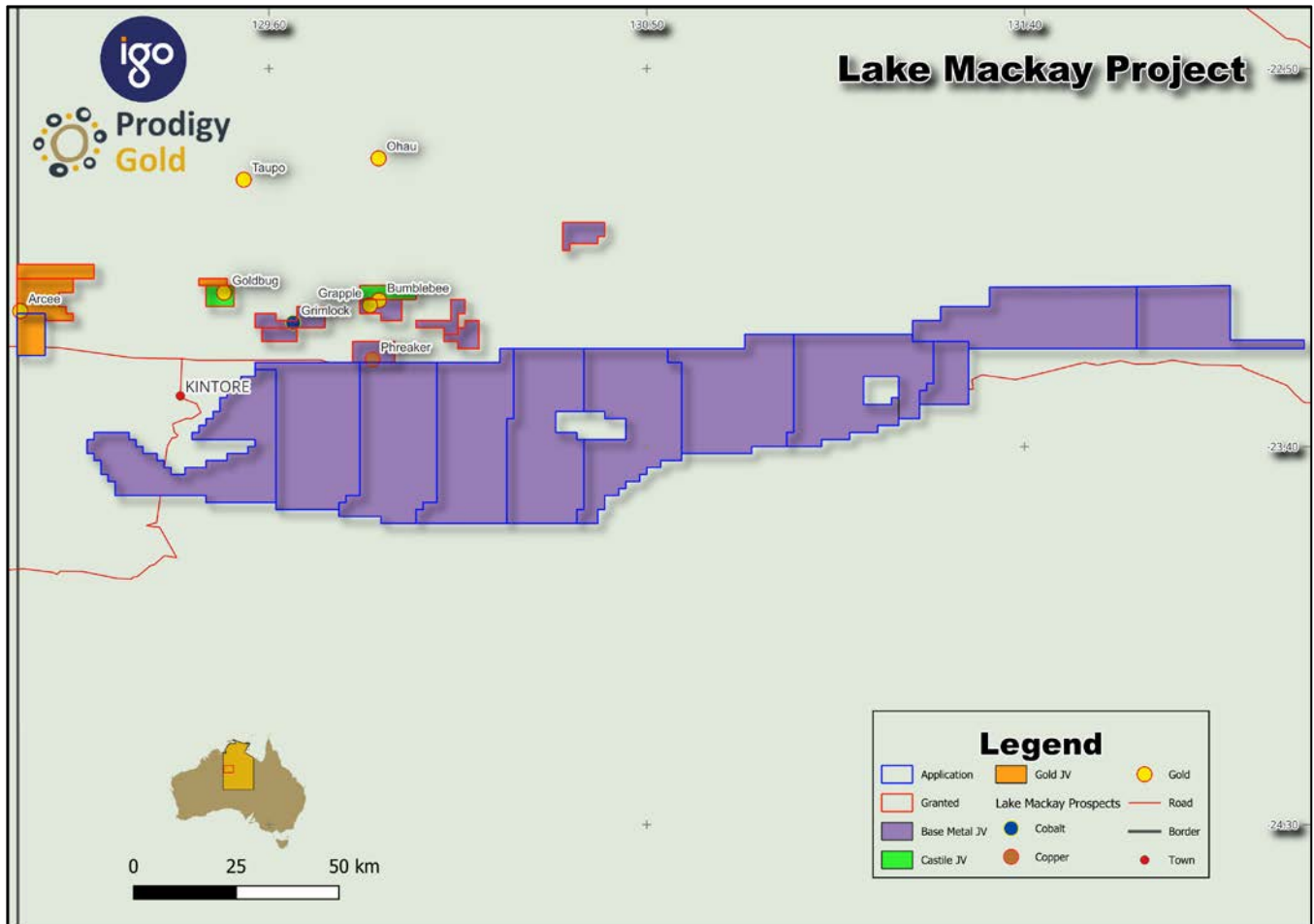


Figure 6 Lake Mackay JV tenements

Tobruk JV and Monza JV (Newmont)

Newmont Exploration Pty Ltd (Newmont) has the right to earn up to 70% of Tobruk and 80% of Monza by sole funding exploration activities.

No field work was completed on both JV Projects during the March quarter. Non-field work continued on the field work completed during the previous reporting period including the airborne magnetic geophysical survey at the Tobruk Project. At the Monza Project results from Newmont's proprietary Deep Sensing Geochemistry (DSG) program were received along with results of rock chip sampling undertaken at the Anomaly 16 prospect.

Tobruk

Works completed during the reporting period included:

- The interpretation of the airborne magnetic geophysical survey that was completed during the previous reporting period resulted in the generation of a Reduction to Pole (**RTP**) and First Vertical Derivative (**1VD**) map. Further review of this geophysical survey will occur over the coming reporting periods.
- Tenement renewal applications were submitted and approved for several tenements.

Monza

Works completed during the reporting period included:

- The results of the surface geochemical survey completed in the September 2024 quarter, which utilised Newmont's proprietary DSG technique, were received. The DSG survey highlighted two discrete northwest trending anomalous responses located on the Anomaly 16 prospect.

- Results for rock chip samples collected from Anomaly 16 and submitted for analysis during the December 2024 quarter were received. No anomalous results were returned with three of the five samples reporting a peak gold value of 3 ppb Au.
- Tenement renewal applications were submitted and approved for several tenements.
- Newmont and Prodigy Gold agreed to include exploration application EL30944 into the Monza JV agreement. Newmont will work with the Northern Territory Government and the Central Land Council to progress this title, as well as other tenement applications to grant.

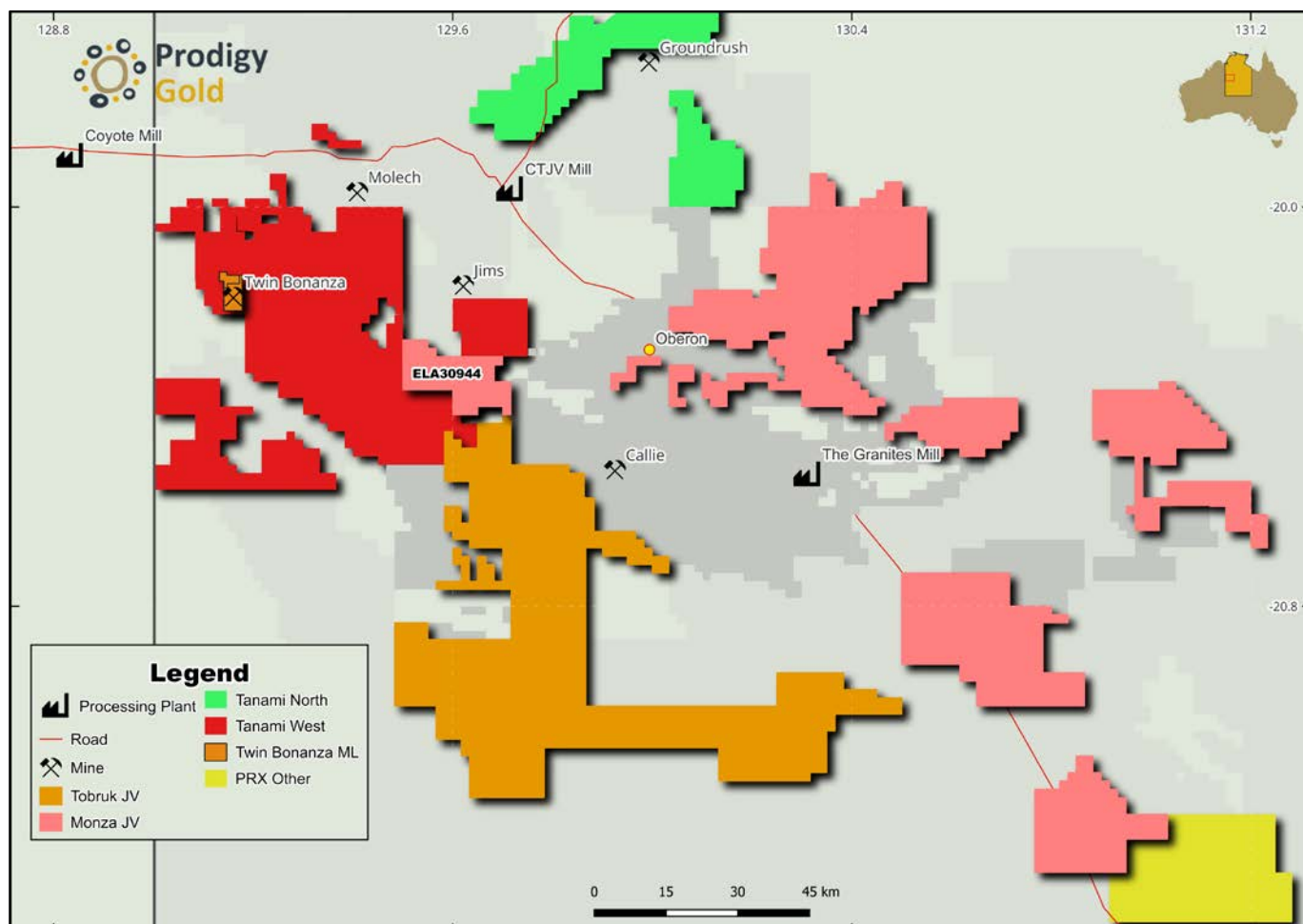


Figure 7 Location of tenement application EL30944 - now part of the Monza JV agreement

Barrow Creek JV (Australasian Metals) - 10% PRX

No field work was completed on the Barrow Creek Project during the reporting period. Australasian Metals have made the decision to relinquish three tenements to reduce holding costs for this project during the reporting period.

Environmental, Social and Governance

No significant incidents have been reported for this period.

Capital Structure

At quarter end the Company had a total of 3,175,055,551 fully paid ordinary shares and 965,393,338 unlisted options on issue.

Cash Position

As at 31 March 2025, Prodigy Gold has A\$1.9 Million in available cash and has no debt.

Payments reported in the Appendix 5B under section 6.1 consist of remuneration paid to executive and non-executive directors of the Company, including PAYG and superannuation, on a cash basis.

For further information contact:

Mark Edwards
Managing Director
+61 8 9423 9777

About Prodigy Gold NL

Prodigy Gold has a unique greenfields and brownfields exploration portfolio in the proven multi-million-ounce Tanami Gold Province (Figure 8.). Prodigy Gold is currently focused on the Tanami North Projects with further work required to understand the potential at the Buccaneer project. The key strategic plan for Prodigy Gold over the coming 2 years includes:

- Advancing priority targets and further development of the Mineral Resources at the Tanami North Project;
- Reviewing the potential of the Tanami West Project to determine which prospects require further works;
- A mining options study on the Twin Bonanza Project, including the potential for further exploration to develop oxide and transitional Mineral Resources;
- Systematic evaluation of all of Prodigy Gold targets to determine next steps with either further exploration, divestment or tenement relinquishment; and
- Support joint venture partners to expedite discovery on their projects.

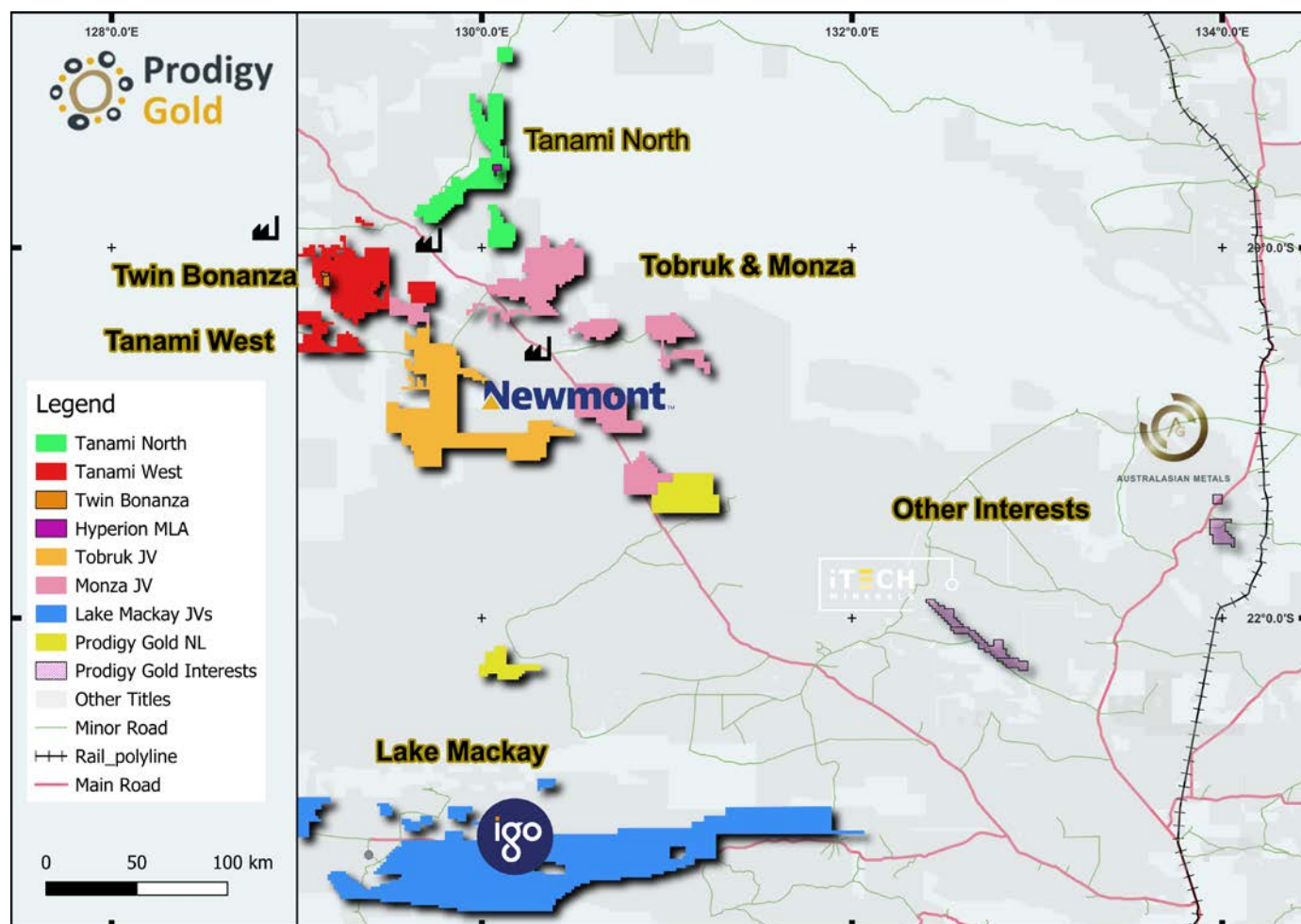


Figure 8 Prodigy Gold major project areas

Competent Person's Statement for Mineral Resources

The information in this announcement relating to Mineral Resources from Buccaneer, Tregony, Hyperion and Old Pirate is based on information reviewed and checked by Mr. Mark Edwards. Mr. Edwards is a Fellow of the Australasian Institute of Mining and Metallurgy (AusIMM – Membership number 220787) and Member of the Australian Institute of Geoscientists (AIG – Membership number 3655) and has sufficient experience relevant to the style of mineralisation and type of deposits under consideration and to the activity he is undertaking to qualify as a Competent Person as defined in the 2012 Edition of the Australasian Code for Reporting of Exploration Results, Mineral Resources and Ore Reserves (the "2012 JORC Code"). Mr. Edwards is a full-time employee of the Company in the position of Managing Director and consents to the inclusion of the Mineral Resources in the form and context in which they appear. Mr. Edwards also visited each project site during July 2023 and April 2025.

The Company confirms that it is not aware of any new information or data that materially affects the Mineral Resources as reported on the 2 April 2025, 3 July 2024, 11 August 2023 and 19 August 2016, and the assumptions and technical parameters underpinning the estimates in the 2 April 2025, 3 July 2024, 11 August 2023 and 19 August 2016 releases continue to apply and have not materially changed.

The information in this report that relates to Mineral Resources for Hyperion was previously released to the ASX on the 2 April 2025 – Hyperion Gold Deposit Mineral Resource Update. This document can be found at www.asx.com.au (Stock Code: PRX) and at www.prodigygold.com.au. The 2 April 2025 release fairly represents data, geological modelling, grade estimation and Mineral Resource estimates completed by Mr. Mark Edwards who is a Fellow of the Australasian Institute of Mining and Metallurgy. At the time of the 2 April 2025 release Mr. Edwards was a full-time employee of Prodigy Gold. Mr. Edwards has previously provided written consent for the 2 April 2025 release.

The information in this report that relates to Mineral Resources for Tregony was previously released to the ASX on the 3 July 2024 – Updated Mineral Resource for Tregony Gold Deposit. This document can be found at www.asx.com.au (Stock Code: PRX) and at www.prodigygold.com.au. The 3 July 2024 release fairly represents data, geological modelling, grade estimation and Mineral Resource estimates completed by Mr. Mark Edwards who is a Fellow of the Australasian Institute of Mining and Metallurgy. At the time of the 3 July 2024 release Mr. Edwards was a full-time employee of Prodigy Gold. Mr. Edwards has previously provided written consent for the 3 July 2024 release.

The information in this report that relates to the Mineral Resources for Buccaneer was previously released to the ASX on the 11 August 2023 –Buccaneer Mineral Resource Update. This document can be found at www.asx.com.au (Stock Code: PRX) and at www.prodigygold.com.au. It fairly represents information compiled by Mr. Shaun Searle who is a Member of the Australasian Institute of Geoscientists and reviewed by Mr. Mark Edwards who is a Fellow of the Australasian Institute of Mining and Metallurgy. Mr. Edwards is the Mineral Resource Competent Person for this estimate. At this time of publication Mr. Edwards was a full-time employee of Prodigy Gold and Mr. Searle is a full-time employee of Ashmore Advisory Pty Ltd. Mr. Edwards and Mr Searle had previously provided written consent for the 11 August 2023 release.

The information in this report that relates to Mineral Resources for Old Pirate was previously released to the ASX on the 19 August 2016 – Old Pirate Updated Mineral Resource Estimate. This document can be found at www.asx.com.au (Stock Code: PRX) and at www.prodigygold.com.au. The 19 August 2016 release fairly represents information reviewed by Mr. David Williams, a Competent Person who is a Member of the Australasian Institute of Mining and Metallurgy. At the time of the 19 August 2016 release Mr. Williams was a full-time employee of CSA Global Pty Ltd. Mr. Williams has previously provided written consent for the 19 August 2016 release.

Competent Person's Statement for Exploration Results

The information in this report relating to exploration targets and exploration results is based on information reviewed and checked by Mr Mark Edwards, FAusIMM, MAIG. Mr. Edwards is a Fellow of the Australasian Institute of Mining and Metallurgy (AusIMM) and a Member of the Australasian Institute of Geoscientists (AIG). Mr Edwards is a full-time employee of Prodigy Gold NL and has sufficient experience which is relevant to the style of mineralisation and type of deposits under consideration and to the activity which he is undertaking to qualify as a Competent Person as defined in the 2012 edition of the "Australasian Code for Reporting Exploration Results, Mineral Resources and Ore Reserves". Mr Edwards consents to the inclusion in the documents of the matters based on this information in the form and context in which it appears.

The Company confirms that it is not aware of any new information or data that materially affects the information included in the original market announcement and, in the case of estimates of Mineral Resources that all material assumptions and technical parameters underpinning the estimates in the relevant market announcement continue to apply and have not materially changed. The Company confirms that the form and context in which the Competent Person's findings are presented have not been materially modified from the original market announcement.

Refer to previous Company ASX announcements for full resource estimation details, drill hole details, and intercept calculations. Prodigy Gold NL confirms that it is not aware of any new information or data that materially affects the information included in the original market announcement and that all material assumptions and technical parameters underpinning the estimates included in referenced previous market announcements continue to apply and have not materially changed.

The relevant announcements for the information in this report relate to previous ASX announcements relating to ASX Exploration Result and Exploration Targets are noted below:

Announcement Date	Announcement Title	Competent Person	At the time of release full-time employee of	Membership	Membership status
11.03.2025	Preliminary Results for Hyperion Metallurgical Testwork	Dr Andrew Dowling Mr Mark Edwards	IMO Pty Ltd Prodigy Gold NL	AusIMM AusIMM AIG	Fellow Fellow Member
22.10.2024	Exceptional Drilling Results Returned from Hyperion Gold Deposit	Mr Mark Edwards	Prodigy Gold NL	AusIMM AIG	Fellow Member
29.07.2024	Updated Mineral Resource for the Hyperion Gold Deposit	Mr Mark Edwards	Prodigy Gold NL	AusIMM AIG	Fellow Member
12.06.2024	Final Metallurgical Testwork Results for Hyperion Project	Dr Andrew Dowling Mr Mark Edwards	IMO Pty Ltd Prodigy Gold NL	AusIMM AusIMM AIG	Fellow Fellow Member
06.05.2024	Update on Metallurgical Testwork for the Hyperion Project	Dr Andrew Dowling Mr Mark Edwards	IMO Pty Ltd Prodigy Gold NL	AusIMM AusIMM AIG	Fellow Fellow Member
03.04.2024	Preliminary Hyperion Metallurgical Results Return Excellent Recoveries	Dr Andrew Dowling Mr Mark Edwards	IMO Pty Ltd Prodigy Gold NL	AusIMM AusIMM AIG	Fellow Fellow Member
12.10.2023	Hyperion Drilling Returns Higher-Grade Intercepts	Mr Mark Edwards	Prodigy Gold NL	AusIMM AIG	Fellow Member
30.08.2023 ASX:TAM	Mineral Resource Updates Completed for Gold Deposits in the Molech Area	Mr Graeme Thompson	MoJoe Mining Pty Ltd	AusIMM	Member
24.11.2022 ASX:TAM	Mineral Resource updates completed for five gold deposits on the Central Tanami Project Joint Venture Yields 1.5M ounces	Mr Graeme Thompson	MoJoe Mining Pty Ltd	AusIMM	Member
20.12.2018	Wide Gold Intersections in Suplejack Project RC Results	Mr Matt Briggs	Prodigy Gold NL	AusIMM	Member
07.12.2016	Exploration Update – Suplejack Drilling Results	Mr Matt Briggs	Prodigy Gold NL	AusIMM	Member
25.08.2016	Exploration Update – Suplejack and Lake Mackay	Mr Alwin van Roij	Prodigy Gold NL	AusIMM	Member
12.03.2012	Further Hyperion Gold Project Drill Results Show Wide Mineralised Zones	Mr Darren Holden	Prodigy Gold NL (formally ABM)	AUSIMM	Member

References

Crawford, A. F., Thedaud, N., Masurel, Q., & Maidment, D. W. (2024). Geology and regional setting of the Oberon gold deposit, Tanami Region. *Northern Territory Geological Survey AGES 2024 Conference* (pp. 83-87). Alice Springs: Northern Territory Geological Survey.

Appendix 5B

Mining exploration entity or oil and gas exploration entity quarterly cash flow report

Name of entity

Prodigy Gold NL

ABN

58 009 127 020

Quarter ended ("current quarter")

March 2025

Consolidated statement of cash flows		Current quarter \$A'000	Year to date (9 months) \$A'000
1.	Cash flows from operating activities		
1.1	Receipts from customers (expenditure refunds from tenements under agreement)		
1.2	Payments for		
	(a) exploration & evaluation	(728)	(1,869)
	(b) development		
	(c) production		
	(d) staff costs	(137)	(454)
	(e) administration and corporate costs	(85)	(272)
1.3	Dividends received (see note 3)		
1.4	Interest received	55	158
1.5	Interest and other costs of finance paid	(5)	(18)
1.6	Income taxes paid		
1.7	Government grants and tax incentives		
1.8	Other (provide details if material)		
1.9	Net cash from / (used in) operating activities	(900)	(2,455)
2.	Cash flows from investing activities		
2.1	Payments to acquire or for:		
	(a) entities		
	(b) tenements		
	(c) property, plant and equipment		
	(d) exploration & evaluation		
	(e) investments		
	(f) other non-current assets		

Consolidated statement of cash flows		Current quarter \$A'000	Year to date (9 months) \$A'000
2.2	Proceeds from the disposal of:		
	(a) entities		
	(b) tenements	-	100
	(c) property, plant and equipment		
	(d) investments		
	(e) other non-current assets		
2.3	Cash flows from loans to other entities		
2.4	Dividends received (see note 3)		
2.5	Other (provide details if material)		
2.6	Net cash from / (used in) investing activities	-	100

3.	Cash flows from financing activities		
3.1	Proceeds from issues of equity securities (excluding convertible debt securities)	-	2,115
3.2	Proceeds from issue of convertible debt securities		
3.3	Proceeds from exercise of options		
3.4	Transaction costs related to issues of equity securities or convertible debt securities	(11)	(163)
3.5	Proceeds from borrowings		
3.6	Repayment of borrowings		
3.7	Transaction costs related to loans and borrowings		
3.8	Dividends paid		
3.9	Other (cash bond for environmental guarantee)	-	(21)
3.10	Net cash from / (used in) financing activities	(11)	1,931

4.	Net increase / (decrease) in cash and cash equivalents for the period		
4.1	Cash and cash equivalents at beginning of period	2,827	2,340
4.2	Net cash from / (used in) operating activities (item 1.9 above)	(900)	(2,455)
4.3	Net cash from / (used in) investing activities (item 2.6 above)	-	100
4.4	Net cash from / (used in) financing activities (item 3.10 above)	(11)	1,931
4.5	Effect of movement in exchange rates on cash held		
4.6	Cash and cash equivalents at end of period	1,916	1,916

5.	Reconciliation of cash and cash equivalents at the end of the quarter (as shown in the consolidated statement of cash flows) to the related items in the accounts	Current quarter \$A'000	Previous quarter \$A'000
5.1	Bank balances	1,916	2,827
5.2	Call deposits		
5.3	Bank overdrafts		
5.4	Other (provide details)		
5.5	Cash and cash equivalents at end of quarter (should equal item 4.6 above)	1,916	2,827

6.	Payments to related parties of the entity and their associates	Current quarter \$A'000
6.1	Aggregate amount of payments to related parties and their associates included in item 1 Director fees and salaries (incl. superannuation) on a cash basis	108
6.2	Aggregate amount of payments to related parties and their associates included in item 2	
<i>Note: if any amounts are shown in items 6.1 or 6.2, your quarterly activity report must include a description of, and an explanation for, such payments.</i>		

7.	Financing facilities <i>Note: the term "facility" includes all forms of financing arrangements available to the entity. Add notes as necessary for an understanding of the sources of finance available to the entity.</i>	Total facility amount at quarter end \$A'000	Amount drawn at quarter end \$A'000
7.1	Loan facilities	NIL	NIL
7.2	Credit standby arrangements		
7.3	Other (Guarantee Facility) ¹	2,381	2,381
7.4	Total financing facilities	2,381	2,381
7.5	Unused financing facilities available at quarter end		-
7.6	Include in the box below a description of each facility above, including the lender, interest rate, maturity date and whether it is secured or unsecured. If any additional financing facilities have been entered into or are proposed to be entered into after quarter end, include a note providing details of those facilities as well.		
	¹ Prodigy Gold has guarantee facilities with the ANZ and CBA which do not require any security to be granted over the Company's assets. No interest is payable for the facilities as the funds drawn are fully cash-backed. Related fees are part of expenditure under point 1.5.		

8.	Estimated cash available for future operating activities	\$A'000
8.1	Net cash from / (used in) operating activities (item 1.9)	(900)
8.2	(Payments for exploration & evaluation classified as investing activities) (item 2.1(d))	
8.3	Total relevant outgoings (item 8.1 + item 8.2)	(900)
8.4	Cash and cash equivalents at quarter end (item 4.6)	1,916
8.5	Unused finance facilities available at quarter end (item 7.5)	
8.6	Total available funding (item 8.4 + item 8.5)	1,916
8.7	Estimated quarters of funding available (item 8.6 divided by item 8.3)	2.1
	<i>Note: if the entity has reported positive relevant outgoings (ie a net cash inflow) in item 8.3, answer item 8.7 as "N/A". Otherwise, a figure for the estimated quarters of funding available must be included in item 8.7.</i>	
8.8	If item 8.7 is less than 2 quarters, please provide answers to the following questions:	
8.8.1	Does the entity expect that it will continue to have the current level of net operating cash flows for the time being and, if not, why not?	
	Answer:	
8.8.2	Has the entity taken any steps, or does it propose to take any steps, to raise further cash to fund its operations and, if so, what are those steps and how likely does it believe that they will be successful?	
	Answer:	
8.8.3	Does the entity expect to be able to continue its operations and to meet its business objectives and, if so, on what basis?	
	Answer:	
	<i>Note: where item 8.7 is less than 2 quarters, all of questions 8.8.1, 8.8.2 and 8.8.3 above must be answered.</i>	

Compliance statement

- 1 This statement has been prepared in accordance with accounting standards and policies which comply with Listing Rule 19.11A.
- 2 This statement gives a true and fair view of the matters disclosed.

Date: 29 April 2025

Authorised by: The Board of Directors
(Name of body or officer authorising release – see note 4)

Notes

1. This quarterly cash flow report and the accompanying activity report provide a basis for informing the market about the entity's activities for the past quarter, how they have been financed and the effect this has had on its cash position. An entity that wishes to disclose additional information over and above the minimum required under the Listing Rules is encouraged to do so.
2. If this quarterly cash flow report has been prepared in accordance with Australian Accounting Standards, the definitions in, and provisions of, *AASB 6: Exploration for and Evaluation of Mineral Resources* and *AASB 107: Statement of Cash Flows* apply to this report. If this quarterly cash flow report has been prepared in accordance with other accounting standards agreed by ASX pursuant to Listing Rule 19.11A, the corresponding equivalent standards apply to this report.
3. Dividends received may be classified either as cash flows from operating activities or cash flows from investing activities, depending on the accounting policy of the entity.
4. If this report has been authorised for release to the market by your board of directors, you can insert here: "By the board". If it has been authorised for release to the market by a committee of your board of directors, you can insert here: "By the [name of board committee – eg Audit and Risk Committee]". If it has been authorised for release to the market by a disclosure committee, you can insert here: "By the Disclosure Committee".
5. If this report has been authorised for release to the market by your board of directors and you wish to hold yourself out as complying with recommendation 4.2 of the ASX Corporate Governance Council's *Corporate Governance Principles and Recommendations*, the board should have received a declaration from its CEO and CFO that, in their opinion, the financial records of the entity have been properly maintained, that this report complies with the appropriate accounting standards and gives a true and fair view of the cash flows of the entity, and that their opinion has been formed on the basis of a sound system of risk management and internal control which is operating effectively.

Summary of Mining Tenements as at 31 March 2025

Area of Interest	Tenement	Group's Interest	Tenement Status	Comments/Status Changes During the Quarter
NORTHERN TERRITORY				
TANAMI				
<i>Bluebush</i>	EL23659	100	granted	
	EL24436	100	granted	
	EL26610	100	ceased	surrendered
	EL27127	100	granted	
	EL27589	100	granted	
	EL28327	100	granted	
	EL29860	100	granted	
	EL31288	100	granted	
	EL31290	100	granted	
	EL31291	100	granted	
<i>Bonanza</i>	EL25194	100	ceased	surrendered
	EL26608	100	ceased	surrendered
	EL27378	100	ceased	surrendered
	EL28322	100	granted	
	EL28324	100	ceased	surrendered
	EL28325	100	granted	
	EL28328	100	ceased	surrendered
	EL28394	100	granted	
	EL31289	100	granted	
	EL33724	100	granted	
	ML29822	100	granted	
	ML33459	100	granted	
	EL30814	100	application	
<i>Hyperion</i>	EL9250	100	granted	
	EL27125	100	granted	
	EL27979	100	granted	
	EL31331	100	granted	
	EL31530	100	granted	
	EL32055	100	granted	
	EL26623	100	application	
	EL32056	100	application	
	EL33487	100	application	
	ML34047	100	application	
<i>Abroholos</i>	EL29833	100	application	
<i>Tobruk ⁽¹⁾</i>	EL25156	100	granted	
	EL25191	100	granted	
	EL25192	100	granted	
	EL28785	100	granted	
	EL29832	100	granted	
	EL30270	100	application	
	EL30274	100	application	
	EL32057	100	application	
<i>Monza JV ⁽²⁾</i>	EL25845	100	granted	
	EL26590	100	granted	
	EL26591	100	granted	
	EL26613	100	granted	
	EL26615	100	granted	
	EL26618	100	granted	

Area of Interest	Tenement	Group's Interest	Tenement Status	Status Changes During the Quarter
<i>Monza JV ⁽²⁾</i>	EL26673	100	granted	
	EL29834	100	application	
	EL30271	100	application	
	EL30272	100	application	
	EL30273	100	application	
	EL30283	100	application	
	EL30944	100	application	Included in Monza JV
<i>Tanami Ngungaju JV ⁽³⁾</i>	EL26628	90	granted	
	EL29828	90	granted	
	EL26627	90	application	
LAKE MACKAY				
<i>Tekapo</i>	EL28682	100	application	
<i>Lake Mackay Gold JV ⁽⁴⁾</i>	EL25146	70	granted	Registration change from IGO to Prodigy Gold
	EL31234	70	granted	Registration change from IGO to Prodigy Gold
	EL31913	70	application	Registration change from IGO to Prodigy Gold
<i>Castile JV ⁽⁵⁾</i>	EL31794	60	granted	Registration change from Castile to Prodigy Gold
<i>Warumpi ⁽⁶⁾</i>	EL24915	30	granted	
	EL30730	30	granted	
	EL30731	30	granted	
	EL31721	30	application	Registration change from IGO to Prodigy Gold
	EL31722	30	application	Registration change from IGO to Prodigy Gold
	EL32095	30	application	Registration change from IGO to Prodigy Gold
	EL32096	30	application	Registration change from IGO to Prodigy Gold
	EL32097	30	application	Registration change from IGO to Prodigy Gold
	EL32098	30	application	Registration change from IGO to Prodigy Gold
	EL32099	30	application	Registration change from IGO to Prodigy Gold
	EL32100	30	application	Registration change from IGO to Prodigy Gold
	EL32101	30	application	Registration change from IGO to Prodigy Gold
	EL32102	30	application	Registration change from IGO to Prodigy Gold
	EL32103	30	Application	Registration change from IGO to Prodigy Gold
NORTH ARUNTA				
<i>Australasian Gold JV ⁽⁷⁾</i>	EL28515	10	granted	Australasian Metals Limited
	EL29724	10	granted	Australasian Metals Limited
	EL29725	10	ceased	Australasian Metals Limited surrendered
	EL30470	10	ceased	Australasian Metals Limited surrendered
	EL30507	10	ceased	Australasian Metals Limited surrendered

¹⁾ Farm-in and Joint Venture Agreement with Newmont Exploration Pty Ltd earning up to a 70% interest in the tenements

²⁾ Farm-in and Joint Venture Agreement with Newmont Exploration Pty Ltd earning up to an 80% interest in the tenements

³⁾ Joint Venture with Ngungaju Lithium Operations Pty Ltd 10% / Prodigy Gold 90%

⁴⁾ Joint Venture with Prodigy Gold 70% / IGO Limited 30%

⁵⁾ Joint Venture between Castile Resources Pty Ltd (14%), IGO Limited (26%) and Prodigy Gold (60%)

⁶⁾ Joint Venture with IGO Limited 70% / Prodigy Gold 30%

⁷⁾ Joint Venture with Australasian Metals Limited 90% / Prodigy Gold 10%