

FY24 Annual General Meeting

27th November, 2024



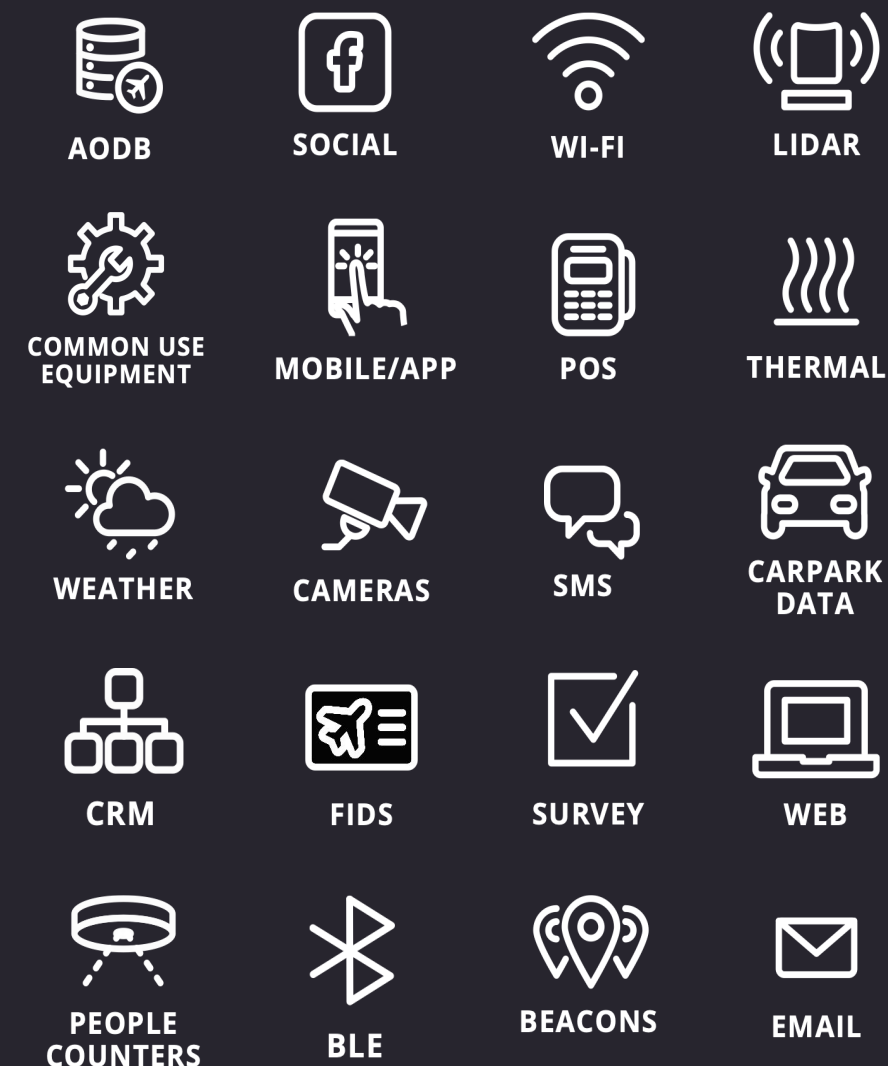
Billy Tucker
Chief Executive Officer

Michael Pearce
Chief Financial Officer



Global Leader in IoT solutions for Airports and Retail

Our Platform



11 Billion

data points processed everyday

100,000+

connected IoT devices

11,000+

venues served

200+

data integrations

Client Outcomes

Enabling

Operational Efficiencies reduces cost to serve

Driving

Revenue Growth via increased visitor yield

Transforming

Visitor Experiences

Our Footprint

Beonic is an ASX-listed company with clients spanning 35 countries in 11,000+ venues subscribing to the Beonic platform

Core Verticals:

- Transport (Airports, Transport hubs)
- Retail
- Stadiums & Entertainment
- Quick service restaurants

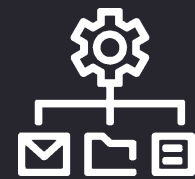
Core Regions:

- APAC
- EMEA
- Americas



FY24 Financial and Operational Highlights

- Recurring Revenue of \$16.5m, +3.7% vs. pcp
 - FY24 ARR of \$16.8m, -2.5% vs. pcp
 - Q1 FY25 ARR of \$17.3m, +6.7% vs. pcp
- \$27.6m in qualified deal pipeline
- Cash receipts from customers of \$25.2m
- Significant benefit from cost saving initiatives; cash costs ~\$2.0m lower on annualised basis
- Board transition with the appointment of Michael McConnell as Chair, effective 27 November 2024; Bob Alexander to remain on the Board as NED



Momentum in contract wins supporting ARR growth

- Beonic strengthened its leading global position in the Airport Vertical with extended partnership with JFK and contract extensions for both Chicago O'Hare Airport (ORD) and Chicago Midway Airport (MDW)
- Other notable contract wins and renewals with McArthurGlen Designer Outlets, JB Hi-Fi, World Square, Greensborough Plaza and Erina Fair Shopping Centre
- Beonic is fast tracking the commencement of SaaS recurring revenue with rapid deployment of its technology solutions across recently won contracts



Robust platform and capital flexibility for accelerated growth

- A number of initiatives implemented to drive growth:
 - Enhanced utilisation of partner-led sales channels
 - A client-first product strategy
 - Accelerated development of Beonic's software and advanced data analytics solutions
 - New sales and marketing functions
 - Restructured Customer Success function mitigating against Churn and Contraction
- Execution of the growth strategy expected to deliver further improvement in financial position in coming quarters

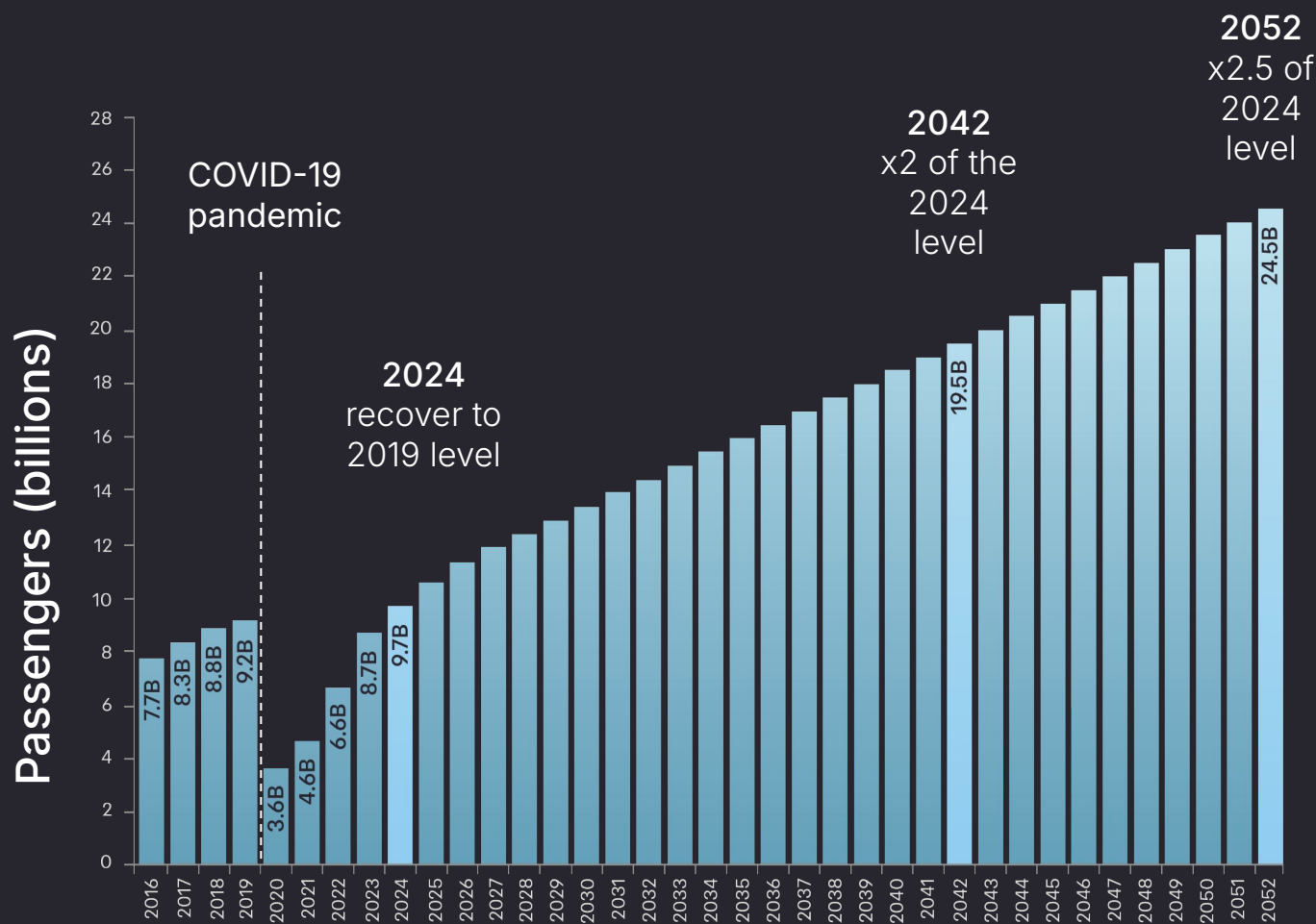
Strategic Focus



Core Verticals Experience Structural Growth

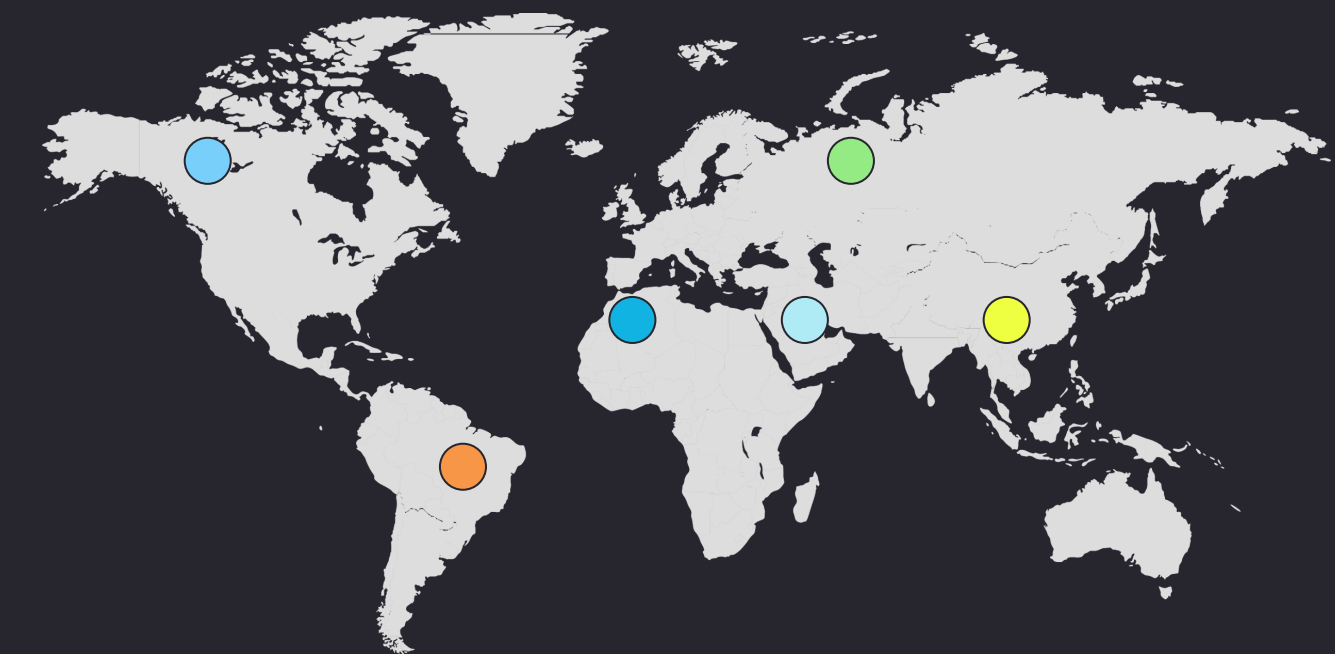
Key Trends

Long-term Global Passenger Traffic 2016-2052



Airport passenger numbers projected to **double** between 2024 and 2042 however much more modest growth in global airport infrastructure

Global Airport Capex Required 2021-2040



US\$ 427bn
Europe

US\$ 400bn
North America

US\$ 94bn
Latin America and the Caribbean

US\$ 32bn
Africa

US\$ 1.3tr
Asia-Pacific

US\$ 151bn
Middle East

Implications of Airport Underinvestment

By 2040, for every 8 weekly flights lost due to airport capacity constraints it impacts the local economy with:

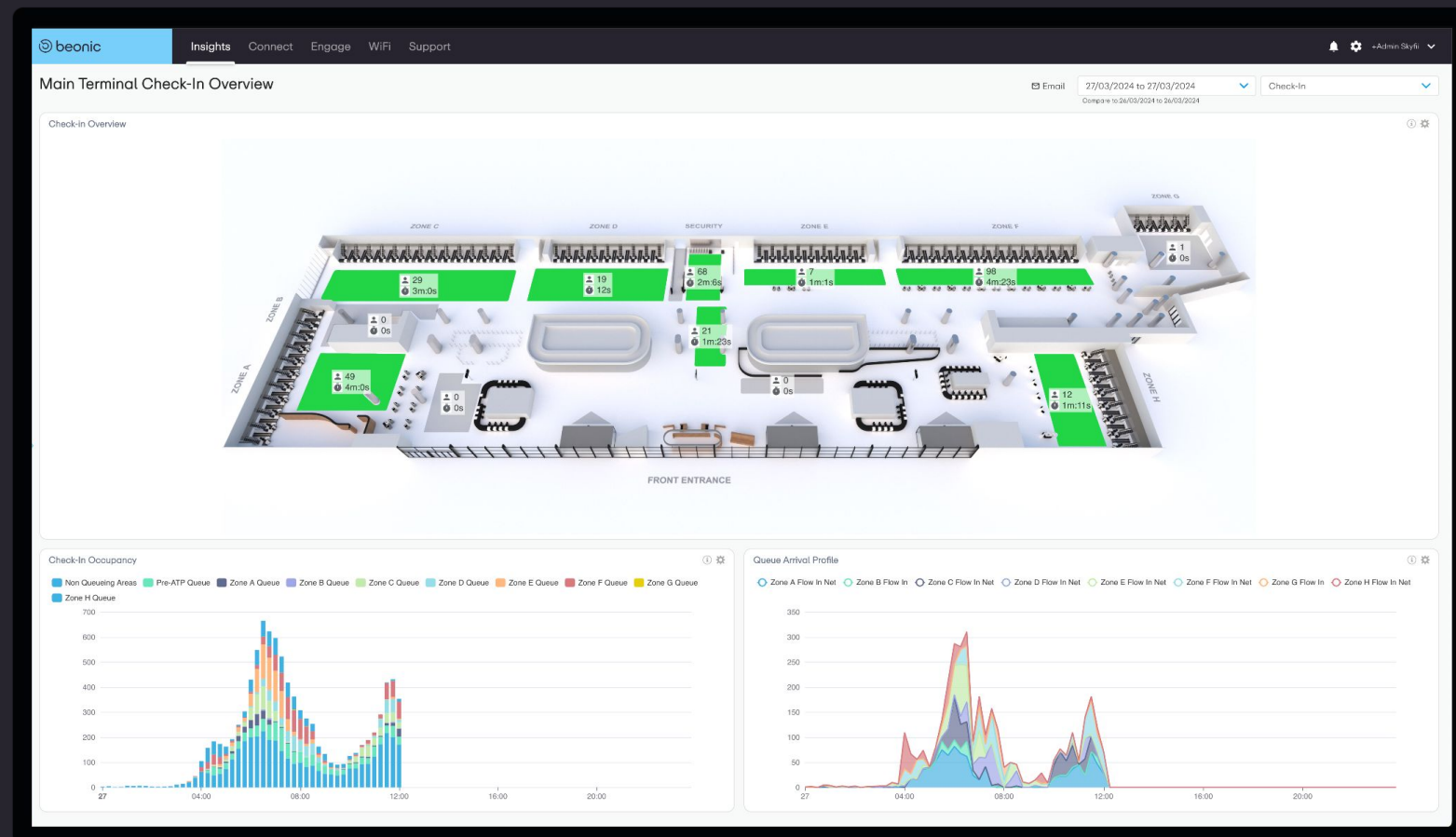


Beonic's Value Proposition

- BEO solutions are a small component of airport capex
- Recent deployment at ADIA delivered \$5m TCV which represents less than **0.03%** of the total capital expenditure to build the terminal

'Land and Expand' Approach

Proven Product Solution in Lucrative Airport Vertical



>40%

CAGR of Airport ARR post
CrowdVision acquisition in 2021

>94%

Total ARR growth in airports post
Crowdvision acquisition

- Beonic currently has contracts in place with 81 airports globally
- In almost all cases Beonic is delivering a solution to a single part of that airport, often in a single terminal only with a single product
- Successful performance will drive continued cross-sell (Land and expand)
- Recent footprint expansion at Heathrow and JFK are examples of successful execution of the airport strategy
- Over \$80m in implementation revenue and >\$20m of new ARR upside from cross sell opportunities from current Airport footprint within our existing client base

Our Clients



Heathrow



Client-First Product Strategy

Driving Innovation



Ramp up Integrations

- Become hardware agnostic and integrate with legacy and leading-edge IoT devices to stay ahead and lower adoption costs (ToF, cameras, HVAC)
- Expand 3rd party data feeds (AODB, weather, Smart Bathrooms)
- Enable integration with any presentation layer for seamless connection (wayfinding screens, Power BI)



Focus on Client Experience

- Put the client at the centre of every product decision
- Create a clear upsell path for clients with ongoing feature development driven by tight feedback loops
- Heighten client stickiness via proprietary in-platform rule setups



Scale & Standardise Products

- Package products for specific verticals with self-service automation
- Rapidly deploy across high-volume venues like QSRs, stadiums, and retail
- Establish Belfast as the Technology Centre of Excellence for innovation

Category	Vertical	Model	Channel
Core	Airports	Full-Service	Partner-Led
	Retail Property		
Emerging	Retail	Off-the-shelf	Self-Service
	QSR		
	Stadiums		
	Universities		
	Hotels		
Opportunistic	Other		

Building on Partner-Led Sales Channel

32%

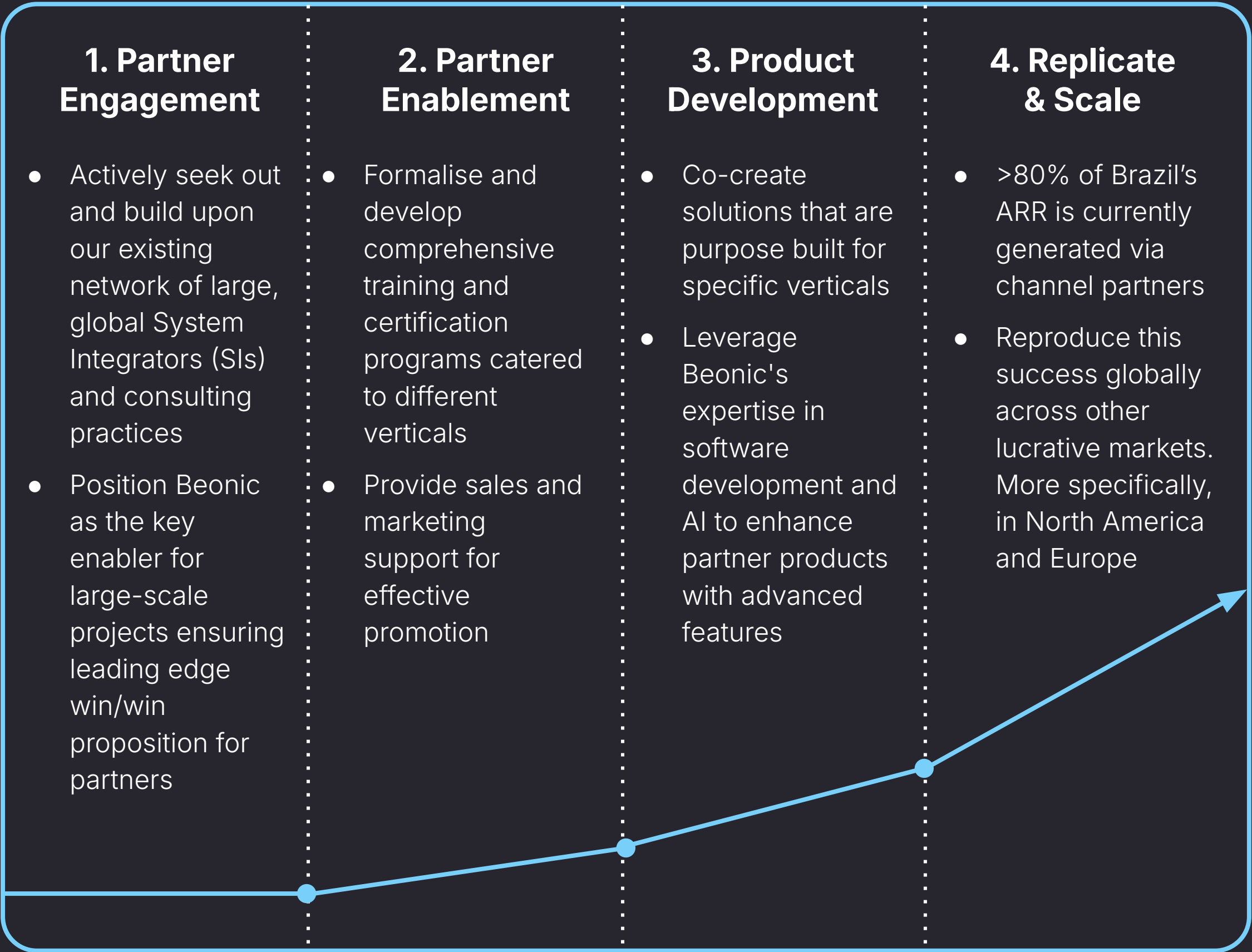
of ARR globally is sourced via channel partners

69

Active channel partners

48%

of ARR in international markets is generated via channel partners



Our Partners

OPTUS^{yes}

convergint

boingo
wireless

SITA


نگست 50
NEXT50

verizon^v

Capgemini

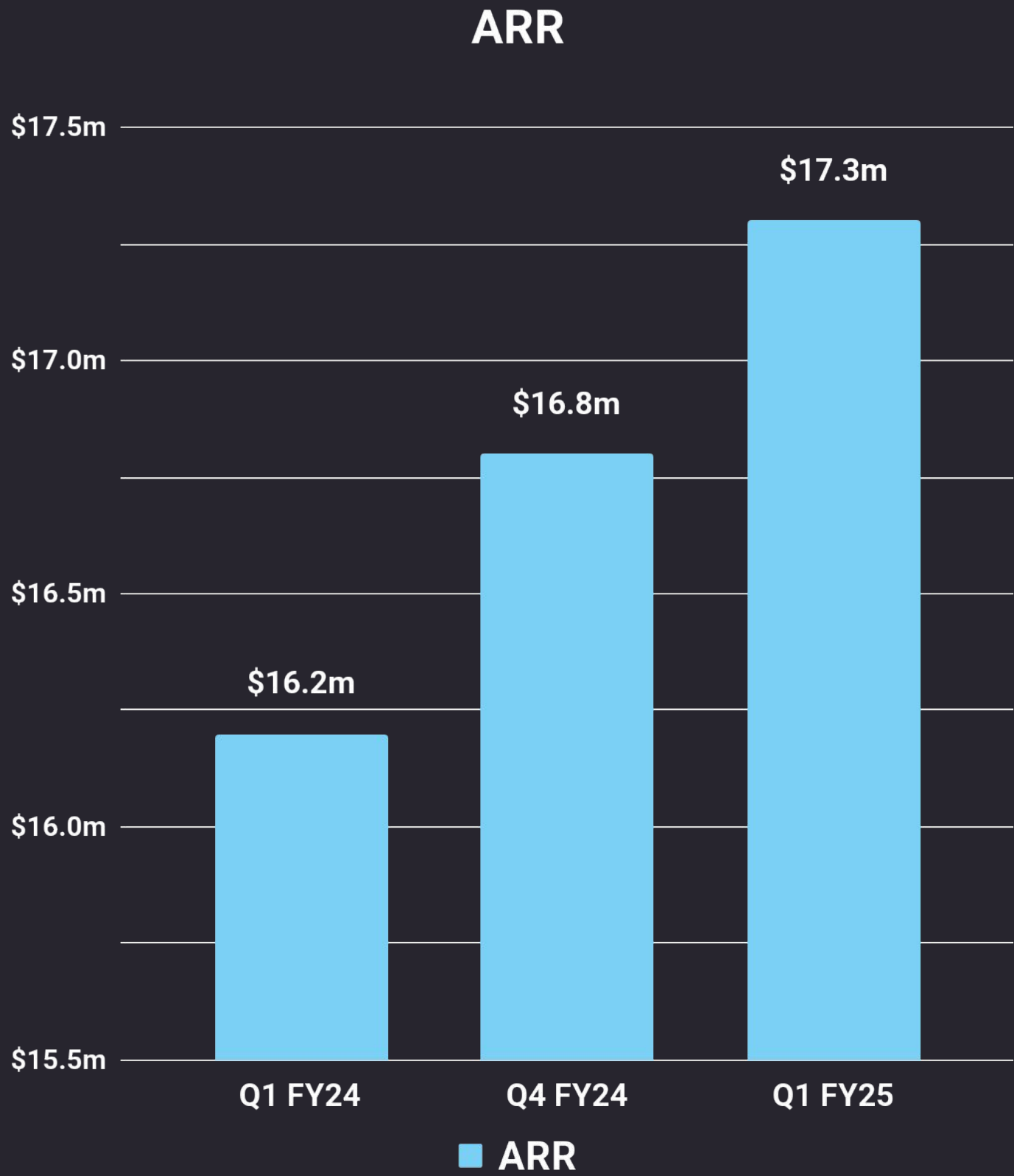
HITACHI

FY24 Financial & Operational Performance



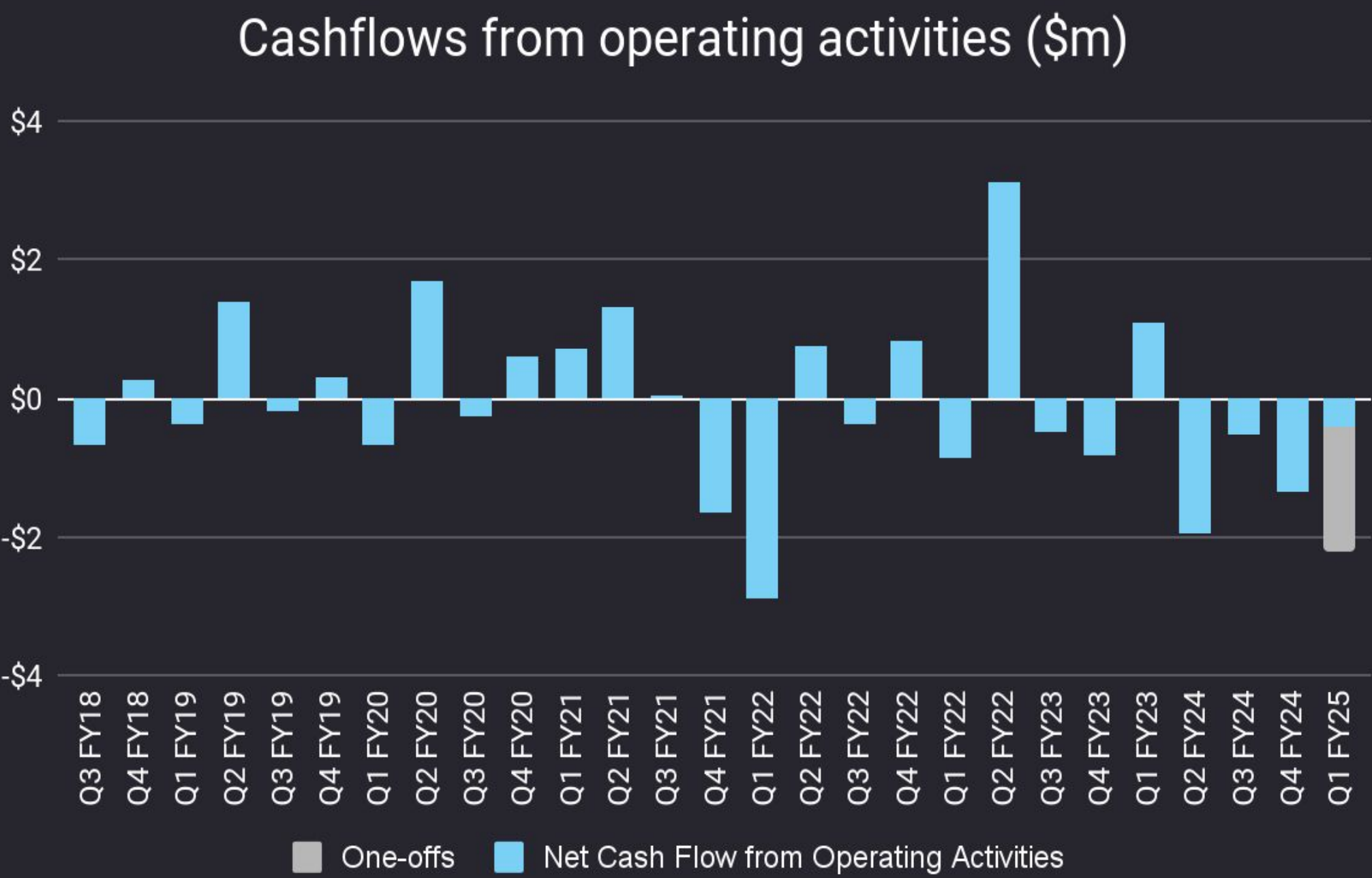
Annual / Quarterly Performance Summary

	Full Year FY23	Full Year FY24	Q4 FY24	Q1 FY25
Recurring Revenue	\$15.9m	\$16.5m	\$4.1m	\$4.3m
ARR ¹	\$17.2m	\$16.8m	\$16.8m	\$17.3m
Cash at Bank	\$3.8m	\$2.7m	\$2.7m	\$3.0m
Net Operating Cash Flow	\$0.9m	-\$2.7m	-\$1.3m	-\$2.2m
Cash Receipts from Customers	\$27.2m	\$25.2m	\$6.4m	\$4.7m



¹ Annual Recurring Revenue (ARR) based on monthly contracted recurring revenues as of period end, multiplied by twelve months

- FY24 net cash outflow from operations of \$2.7m.
- The cashflow performance is anticipated to improve in FY25 driven by improved working capital initiatives, cost saving initiatives and improved topline revenue performance.
- Q1 FY25 net cash outflow from operations of \$2.2m. Cashflow performance for the quarter was impacted by \$1.1m in delayed receivables from 3 customers and \$0.7m in one-time payments associated with employee restructuring and cost-out initiatives.
- The Company had USD \$3.1m (~AUD \$4.7m) of debt facilities at 30 September 2024 which has been fully drawn.

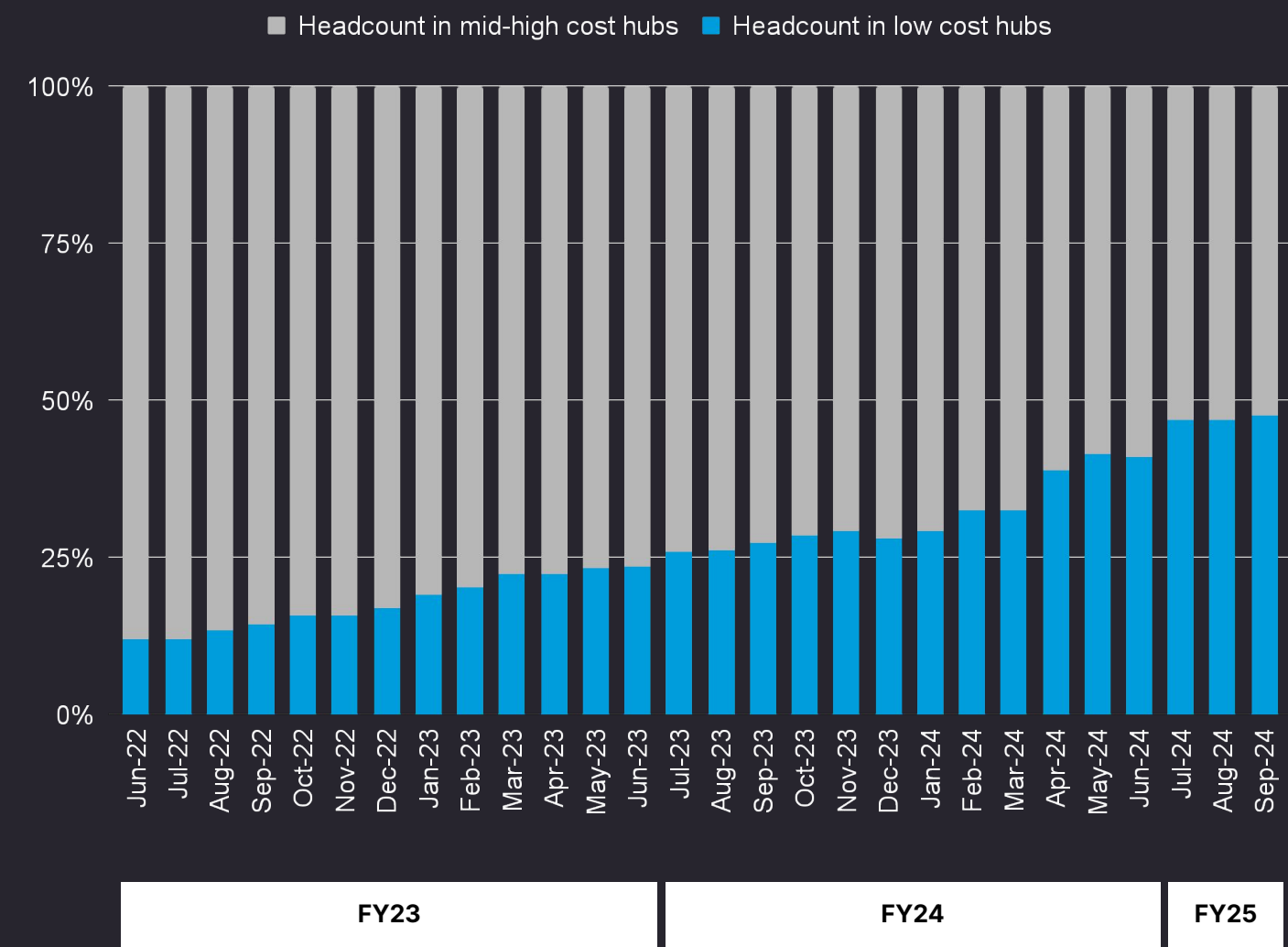


Initiatives to right size cost base implemented

Annual cost saving target of \$2m+ achieved in Q1 FY25

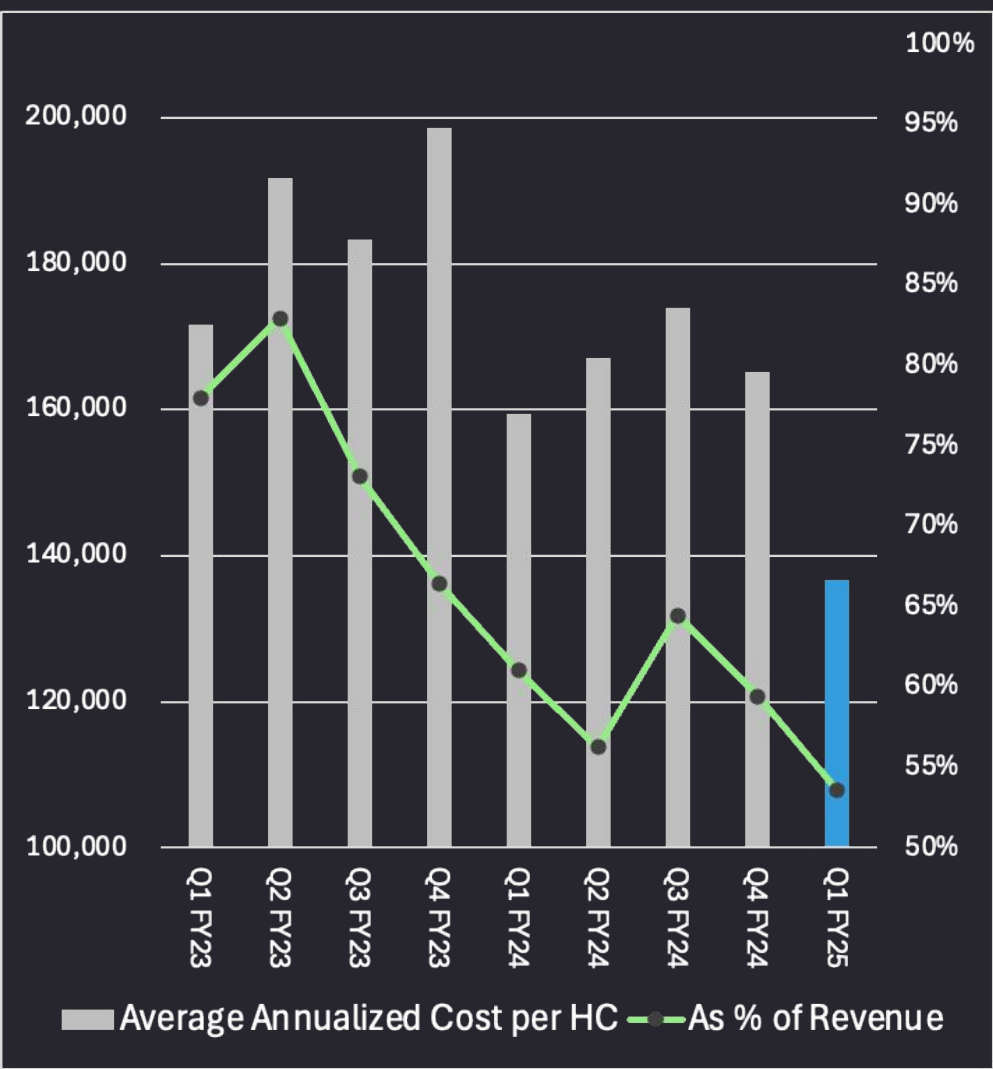


Nearly half of the global headcount is now based in emerging hubs



- As of September 2024, nearly 50% of the company's global workforce is based in emerging hubs.
- Compensation in these emerging hubs is 30-50% more cost-effective than in other regions.

Revamping Leadership Structure to Lower Average Monthly Compensation Costs



- The continued effort to streamline Beonic’s leadership structure has delivered significant savings by optimising the management hierarchy and removing duplicate roles.
- Total headcount has been strategically reduced from 105 in FY22 to **83 as of Sep-24**, enhancing both efficiency and cost-effectiveness.



"I think the most important thing about the partnership is there is no problem that is too big, too small. Every challenge that we have presented to Beonic, they've been able to work with us and come up with a solution."

Susana Desa, Vice President Operations, JFK International Airport

"The relationship with Beonic has been amazing. We've really been able to work together through a number of key challenges. We've established a lot of benefits associated with implementing Beonic's AI-driven platform."

Steve Tukavkin, VP IT and Digital, JFK International Airport



"Beonic's development of a rescaled traffic estimate solution has empowered our centre team to provide more accurate and reliable traffic count reports. We are immensely satisfied with the results achieved through our partnership with Beonic."

Mike Charlton, Centre Manager, Marrickville Metro, GPT Property Group



"By integrating with our point of sale system the platform provides all of our sales conversion metrics for each store which are key metrics for us to measure business performance. It is a robust all round solution and the team have been a pleasure to work with."

Jonathan Clark, APAC Direct-to-Consumer Director, New Balance



"Beonic's LiDAR solution has enhanced both internal operations and the passenger experience by providing anonymised movement analytics and wait-time data with reliable accuracy."

Katie McCoy – Business Intelligence Manager, Charlotte International Airport

Voice of the Customer



"Beonic's system has been pivotal in addressing complex flow challenges. By understanding the movement of passengers through check-in and security screening in real time, it's made a tangible difference to how we manage our airport and in helping to inform our terminal planning. We're excited to see its global expansion."

Dermot O'Neill, Executive General Manager People, Culture and Customer, Adelaide Airport.



"As Aberdeen International Airport continues down its innovative journey for operational solutions, Skyfi provided the perfect product that provides real time and historical data. This information is now invaluable when it comes to resource planning and performance monitoring of our passenger flow through the airport. The data ensures accurate and efficient rostering against our predicted daily throughput as well as user friendly dashboards and real time alerts. All of this goes a long way to ensure the best passenger experience we can deliver."

William Wallace, Security Manager at Aberdeen International Airport, EMEA



"Thanks to their expert teams, the implementation process was smooth and quick. We now have access to easy to understand dashboards and utilisation reports. With these dashboards, we can prioritise our resources and plan our future investments for improving facilities for University of the West of England students and staff."

Marcus Falla, IT Manager, EMEA, University of the West of England

Outlook



FY24-26 Strategic Objectives

Clear Path To Breakeven

- ✓ ARR >70% of total revenue
- ✓ Secure major new contracts in airport and large retail sectors
- ✓ Intensive cost out program to right-size operating expenditure
- ✓ Transfer certain roles to low cost hubs
- ✓ Streamline leadership structure delivering material savings
- ✓ Refine product strategy and deprecation of legacy technology (i.e Causely, Blix, etc)

HORIZON 1 - EXECUTED

Rebasing For Growth

- Invest in developers to deliver on product vision also to replace 3rd party software
- Formalise channel partner program to enhance distribution
- Capture "land and expand" opportunities in airport vertical
- Sales initiatives in Americas with incentive structure aligned to ARR
- Standardise products to rapidly deploy across high-volume venues like QSRs, stadiums, and retail (i.e. Self-service)
- Greater focus on customer success to drive upsell and cross-sell
- Sales and engineering to represent >30% of headcount, <20% today
- Cost out initiatives to deliver >\$3.0m per annum of savings

HORIZON 2

Transition To Profitability

- Target ARR to be greater than 80% of total revenue
- ARR to outpace total operating expenses
- Increase airport footprint by >25%
- Targeting 200+ technology device integrations to accelerate the deployment of SaaS revenues
- Enhanced back-end tooling features to facilitate self-service capability and certified partners
- Partner led revenues at 32% today, over 60% by 2026
- Qualified pipeline to exceed \$50m

HORIZON 3

Outlook

Specific Areas of Focus for the Beonic Team



Focus on channel partner program to enhance distribution



Capture “land and expand” opportunities in airport vertical



Investments into R&D to accelerate 1st party software development providing upsell opportunities to Beonic’s existing installed base (11.8k locations)



Right-sized and appropriately positioned headcount to drive cost-savings and efficiency benefits with the aim of improving cash flow



Deployment of sales teams in key regions to increase the quantum and conversion rate of its already deep \$27.6m qualified deal pipeline

Board and Senior Management



Bob Alexander
Chairman &
Non-Executive Director
Joined: 2022

Bob Alexander is an experienced non-executive director, previously holding board and advisory roles in the technology, intellectual property and digital media and advertising industries. Bob was previously a non-executive director and chairman of the Audit & Risk Committee for former ASX-listed software company, The Citadel Group Limited.



Kristy Rankin
Non-Executive Director
Joined: 2021

Ms Kirsty Rankin is an experienced senior executive in the data driven digital marketing sector. Kirsty was most recently Senior Vice President Product Development, Data and Services for Mastercard, based in New York. Prior to Kirsty's 6 years at Mastercard, she was co-founder and joint-CEO of Pinpoint Pty Ltd. Kirsty is a Member of the Australian Institute of Company Directors and currently sits on the Boards of Flight Centre, Stone & Chalk and Azupay as a non-executive director.



Mark Devadason
Non-Executive Director
Joined: 2022

Mark Devadason has more than 30 years of international banking and leadership experience across corporate, private banking and broad-based sustainability work. Mark's experiences include CEO and leadership roles in wholesale banking across Oceania and Asia Pacific. Mark is also a Non-Executive Director of Melbourne based mutual bank, Bank First and an executive coach and mentor with Stephenson Mansell Group.



Michael McConnell
Non-Executive Director
and Chair elect (effective
27 Nov 2024)
Joined: 2024

Michael is a seasoned global business executive with over thirty years of experience. For 14 years, he was a Managing Director at Shamrock Capital Advisors, a manager of private equity, real estate and hedge funds. He founded and led the firm's activist hedge fund. Michael has also served as an interim CEO at four public companies and as a non-executive director at 16 public companies in the United States, Australia, New Zealand and Israel in a variety of industries .



Billy Tucker
Chief Executive Officer &
Executive Director
Joined: November 2023

Billy is an experienced leader and transformation specialist. Billy was most recently CEO of marketplace business Oneflare. Oneflare saw a threefold growth in revenues before being sold to Airtasker (ASX:ART) late in 2022. Prior to Oneflare, Billy spent almost a decade as a global executive in product and corporate development roles within Microsoft. Billy was a long-term advisor to Kmart and various retailers.



John Rankin
Chief Operating Officer
Joined: 2016

John has over 18 years' experience in the Technology media, retail and property industry, 12 of which were spent in senior and executive leadership positions. Prior to joining Beonic, John worked at GPT Group where he held two Director-level positions. Prior to GPT, John spent five years in the United Kingdom at out-of-home media company EYE as General Manager. John is a graduate and member of the Australian Institute of Company Directors.



Michael Pearce
Chief Financial Officer
Joined: June 2024

Michael is a seasoned financial executive with over 17 years of global experience. Michael was previously Chief Financial Officer of WeConvene Group, a globally deployed cloud-based meeting and event booking platform.

Important Notice & Disclaimer

This presentation has been prepared by Beonic Limited (ACN 009 264 699) (Beonic or the Company). The information contained in this presentation is current at the date of this presentation. The information is a summary overview of the current activities of the Company and does not purport to be all inclusive or to contain all the information that a prospective investor may require in evaluating a possible investment. This presentation is for general information purposes and is not intended to be and does not constitute a prospectus, product disclosure statement, pathfinder document or other disclosure document for the purposes of the Corporations Act and has not been, and is not required to be, lodged with the Australian Securities & Investments Commission. It is to be read in conjunction with the Company's disclosures lodged with the Australian Securities Exchange.

The material contained in this presentation is not, and should not be considered as, financial product or investment advice. This presentation is not (and nothing in it should be construed as) an offer, invitation, solicitation or recommendation with respect to the subscription for, purchase or sale of any security in any jurisdiction, and neither this document nor anything in it shall form the basis of any contract or commitment. This presentation is not intended to be relied upon as advice to investors or potential investors and does not take into account the investment objectives, financial situation or needs of any particular investor which need to be considered, with or without professional advice, when deciding whether or not an investment is appropriate.

This presentation may contain information as to past performance of the Company. Such information is given for illustrative purposes only, and is not – and should not be relied upon as – an indication of future performance of the Company. The historical information in this presentation is, or is based upon, information contained in previous announcements made by the Company to the market.

This document contains certain "forward-looking statements". The words "anticipate", "believe", "expect", "project", "forecast", "estimate", "outlook", "upside", "likely", "intend", "should", "could", "may", "target", "plan" and other similar expressions are intended to identify forward-looking statements. Indications of, and guidance on, future earnings and financial position and performance are also forward-looking statements, as are statements regarding the Company's plans and strategies and the development of the market.

Such forward-looking statements are not guarantees of future performance and involve known and unknown risks, uncertainties and other factors, many of which are beyond the control of the Company, which may cause actual results to differ materially from those expressed or implied in such statements.

The Company cannot give any assurance or guarantee that the assumptions upon which management based its forward-looking statements will prove to be correct or exhaustive beyond the date of its making, or that the Company's business and operations will not be affected by other factors not currently foreseeable by management or beyond its control. Such forward-looking statements only speak as at the date of this announcement and the Company assumes no obligation to update such information. The release, publication or distribution of this presentation in jurisdictions outside Australia may be restricted by law. Any failure to comply with such restrictions may constitute a violation of applicable securities laws.

All references to dollars are to Australian currency unless otherwise stated.

To the maximum extent permitted by law, the Company makes no representation or warranty (express or implied) as to the accuracy, reliability or completeness of any information contained in this document. To the maximum extent permitted by law, the Company shall have no liability (including liability to any person by reason of negligence or negligent misrepresentation) for any statements, opinions or information (express or implied), arising out of, contained in or derived from, or for any omissions from this document, except liability under statute that cannot be excluded.

Corporate

Billy Tucker

Chief Executive Officer, *Beonic*

email: billy.tucker@beonic.com

Investors

Will Calamos

Strategy and Operations Lead

email: will.calamos@beonic.com