

Liquefied Natural Gas Limited



Goldman Sachs Presentation – 29 May 2014



Magnolia LNG on track for Top 10 US export project...

ASX: LNG and OTC ADR: LNGLY

Company Snapshot

LNG Limited (“LNGL”) is a Liquefied Natural Gas (“LNG”) developer with a focus on developing LNG projects utilising its wholly-owned OSMR® LNG technology

Asset Portfolio

| | |
|---|--|
| Magnolia LNG (Louisiana, USA) | Under development |
| Fisherman’s Landing LNG (Gladstone, Australia) | On hold pending gas supply |
| OSMR® LNG liquefaction Process | Patent applications for OSMR and Boil-off gas handling already granted in many jurisdictions |

Corporate Snapshot (* Estimated post General Meeting on 16 June 2014)

| | |
|--------------------------------------|------------------|
| ASX / OTC Code | LNG / LNGLY |
| Cash* (Estimated as at 30 June 2014) | ~\$51 mil |
| Market Cap* (@\$0.94/share) | \$420 mil |
| Shares on issue* | 446.0 mil |
| Unlisted Options on Issue | 4.74 mil |

Share Register (as at 16 May 2014 and adjusted for HQC sell down)

| | |
|-----------------------|--------------|
| Directors & Employees | 4.8% |
| North America | 20.0% |
| Australia | 35.5% |
| Top 20 | 48.1% |

Board of Directors



Richard Beresford
Chairman



Maurice Brand
Managing Director



Yao Guihua
Non-Executive Director



Leeanne Bond
Non-Executive Director

Project Overview

LNG Limited's flagship Magnolia LNG Project, Louisiana USA

- 8 million tonne per annum (mtpa) LNG facility in the Port of Lake Charles, Louisiana, USA using LNG's patented OSMR® LNG Technology



Proposed Site Layout for the Magnolia LNG Project

Robust Financial Returns

Key financial model assumptions for base case:

- 2 x 2.0 mtpa LNG Trains
- 4.0 mtpa nameplate LNG production capacity
- 3.4 mtpa guaranteed LNG sales capacity
- Total development costs of US\$30 million
July 2012 – June 2015 (Financial Close)
- Capital costs of \$US2.2 billion
- **EBITDA: US\$380 million per annum for 20 years on 100% LNGL ownership**

Success Factors for Developing an LNG Project

| | |
|-----------|--|
| 1. | Securing Executive Management Expertise |
| 2. | Securing a LNG Site |
| 3. | Procuring Gas Suppliers |
| 4. | Connecting Natural Gas Pipelines to LNG Site |
| 5. | Satisfying all Permits and Regulatory Approvals |
| 6. | Tolling Agreements with LNG Buyers |
| 7. | Securing a Fixed-Price Engineering, Procurement and Construction (EPC) Contract |
| 8. | Project Financing (Equity and Debt) |
| 9. | Developing a Technological Advantage - OSMR® LNG Technology |

Factor 1: Securing Executive Management Expertise

LNG Limited: Executive Management Team



Maurice Brand
Managing Director/CEO
Extensive experience in the global energy industry since 1985.
Founder of LNG Limited



Norman Marshall
Chief Financial Officer
Over 20 years in investment banking & project financing with the Commonwealth Bank and 4 years with iron ore project developer Portman Mining Limited



Paul Bridgwood
Chief Technical Officer
Over 34 years experience in the energy and resource industries.
Originator of the OSMR® process



Lincoln Clark
Group Engineering Manager
Over 23 years of experience in the design, construction, commissioning and operation of gas plants, power generation and LNG facilities



Garry Triglavcanin
Group Commercial Manager
Over 20 years experience in the energy industry (including Woodside), with technical, commercial and legal capabilities



David Gardner
Company Secretary
Chartered Accountant and Chartered Secretary with over 19 years experience, including Ernst & Young



Emma Criddle
Finance Manager
Chartered Accountant with 13 years experience, including Ernst & Young

Factor 1: Securing Executive Management Expertise (cont'd)

Magnolia LNG: Executive Management Team



Rick R. Cape
Chief Commercial Officer
Over 30 years of leadership experience in the oil and gas industry, including BP Group and Atlantic LNG



John G. Baguley
Chief Operating Officer
Over 30 years of experience with the global engineering, procurement and construction (EPC) company, KBR, Inc.



Ernie Megginson
VP – Development
Over 35 years experience in project management and development of international and domestic USA energy projects, including ChevronTexaco



James "Jim" Schulz
Engineering Manager
Over 35 years of experience in the Oil & Gas Industry with EPC and Operating companies, 14 of which were on LNG Projects, including M.W. Kellogg Co./KBR, Cheniere Energy



Komi Hassan
Environmental, Health and Safety
Over 11 years experience leading the development Environmental Assessments and Environmental Impact Statements and the acquisition of air, water, and waste permits

Factor 2: Securing a LNG Site

- 116 acre Magnolia LNG site is PLC Tract 475 Industrial Canal off the Calcasieu Shipping Channel and opposite existing Trunkline LNG Import Terminal
- Project site has minimal marine investment and well positioned to provide LNG ship access
- Legally binding Option to Lease secured. Term of lease up to 70 years
- Site located within 3 miles of three major underutilised pipelines
- Underutilised Kinder Morgan Louisiana Gas Pipeline located on site
- Project supported by local community, state and federal representatives



Schematic Representation of the Proposed Magnolia LNG Project
at the Port of Lake Charles, Louisiana, USA

Factor 3a: Procuring Gas Suppliers – shale gas production in the US*

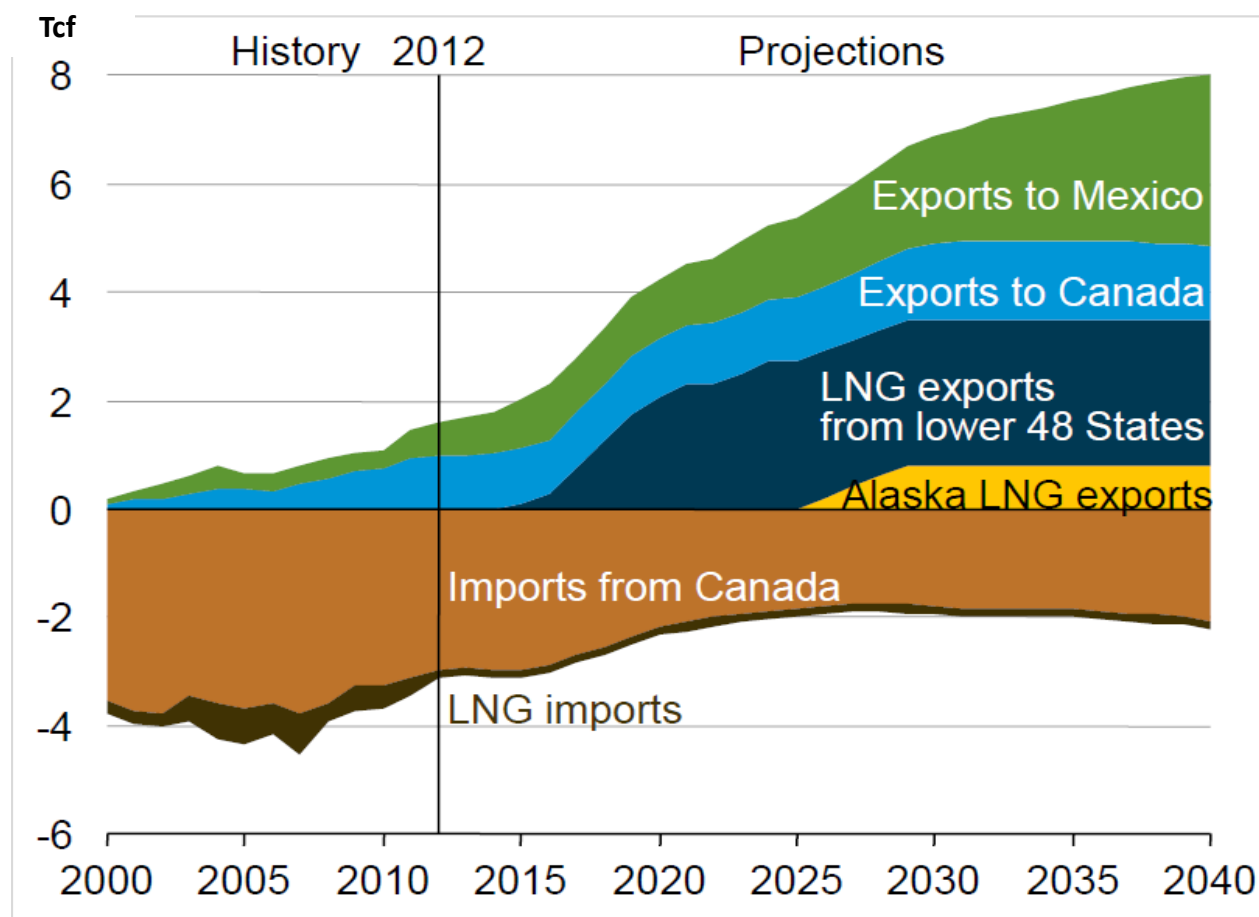
- Magnolia LNG requires 0.1 Tcf/year for each 2mtpa LNG train or 2 Tcf over 20 years
- US natural gas reserves totalled ~334 Tcf and Shale Gas reserves totalled ~132 Tcf in 2011
- June 2013, EIA identified several shale gas plays ~665 Tcf
- Combination of horizontal drilling and hydraulic fracturing has allowed access to large volumes of shale gas that were previously uneconomical



Shale plays in the USA

Factor 3b: Procuring Gas Suppliers – LNG export from the US*

U.S. natural gas imports and exports, 2000-40 (trillion cubic feet - Tcf)*

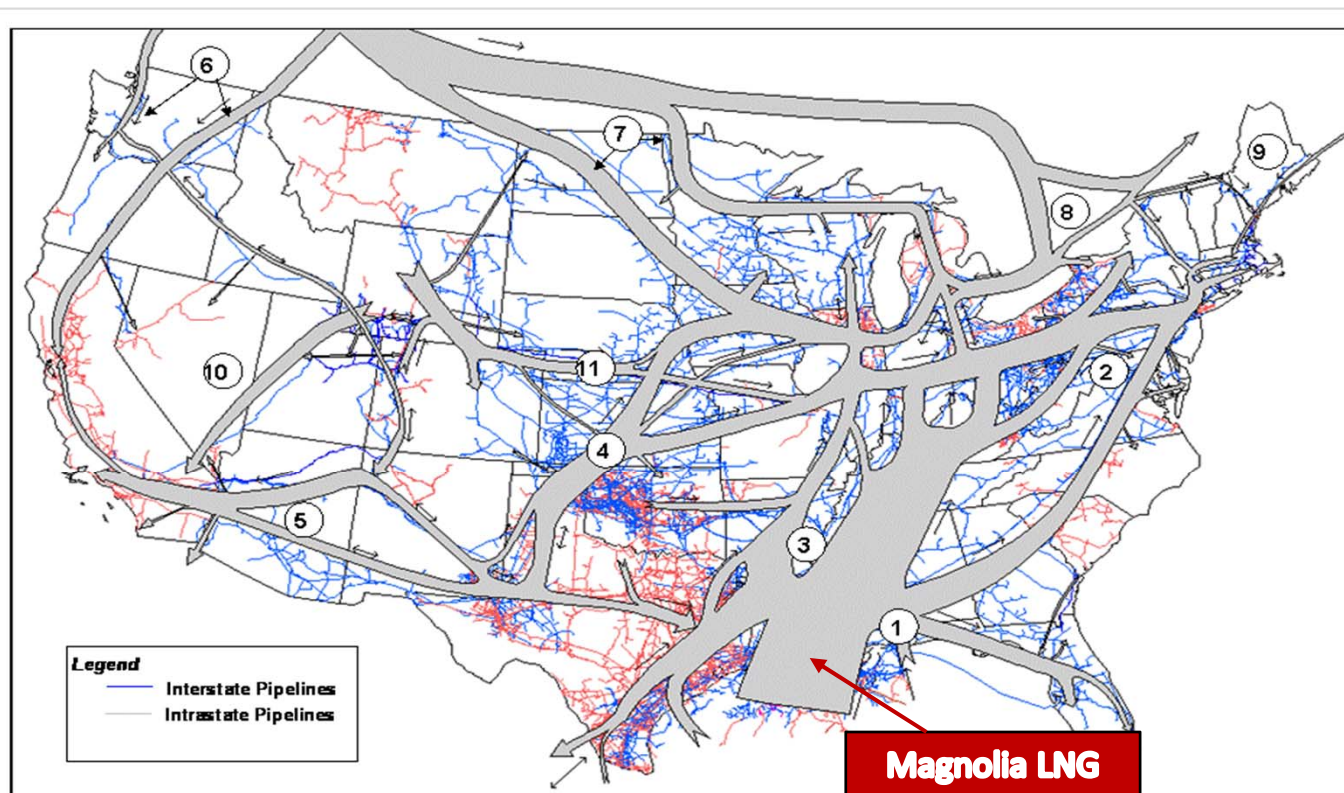


- US becomes an overall net exporter of natural gas in 2018
- US LNG exports from new liquefaction capacity are expected to surpass 2 Tcf by 2020 and increase to 3.5 Tcf in 2029

*Source: U.S. Energy Information Administration Annual Energy Outlook 2014 Early Release Overview; page 2, Figure 4.

Factor 4: Connecting Natural Gas Pipelines to LNG sites

- Magnolia LNG has secured pipeline capacity rights from Kinder Morgan Louisiana Pipeline LLC (KMLP)
- The KMLP Pipeline is underutilised and located on Magnolia LNG site.
- Available to supply gas to the Magnolia LNG Project from Gas Suppliers
- 11 major transportation gas “corridors” (diagram right) mitigate infrastructure risks

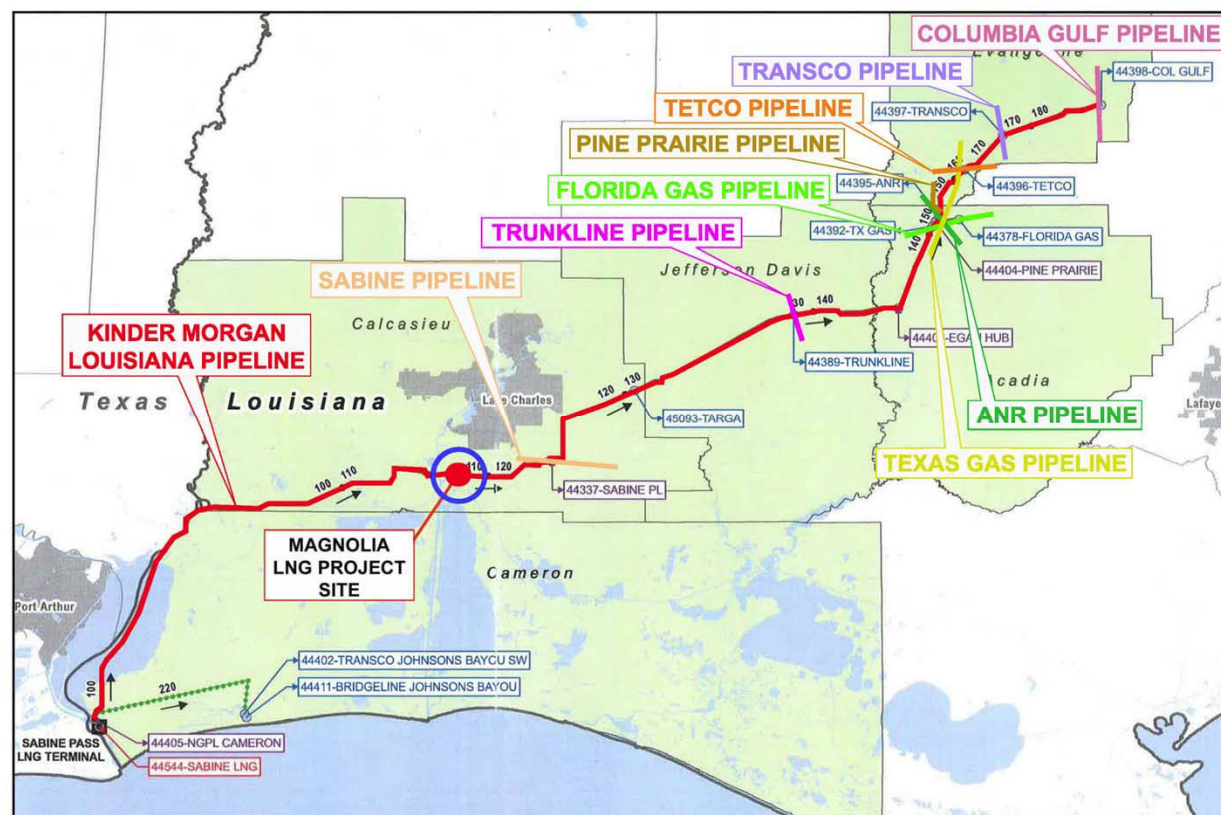


Source: Energy Information Administration, Office of Oil and Gas, Natural Gas Division, GasTran Gas Transportation Information System.

The EIA has determined that the informational map displays here do not raise security concerns, based on the application of the Federal Geographic Data Committee's *Guidelines for Providing Appropriate Access to Geospatial Data in Response to Security Concerns*.

Factor 4: Connecting natural gas pipelines to LNG sites (continued)

- Magnolia LNG has entered into a legally binding pipeline capacity agreement with Kinder Morgan Louisiana Pipeline LLC (KMLP) for 20yrs to deliver gas to site for the full 8mtpa of the project
- The KMLP Pipeline is underutilised and located on Magnolia LNG site. Available to supply gas to the Magnolia LNG Project from Gas Suppliers
- Magnolia's Tolling customers for LNG off-take will be responsible for securing gas supply and payment of pipeline tariff costs for delivery to the plant utilising the KMLP capacity agreement



K:\Project\Magnolia_LNG\CAD\SKETCH\MLNG-SK-006-01.dwg, 28/01/2014 8:28:29 AM, P:\greenhouse

Factor 5a: Satisfying all Permits and Regulatory Approvals

There are two main Federal Agencies that regulate LNG Projects in the United States

US Department of Energy (DOE)

- In February 2013, DOE authorises exports of up to 4 mtpa to Free Trade Agreement (FTA) countries. Term is 25 years from first LNG supply that must be within 10 years from Authorisation Date.
- In March 2014, the DOE authorised a further 4 mtpa of LNG export to FTA countries from Magnolia LNG with same terms as first 4 mtpa.
- Application for LNG exports to non-FTA countries lodged for up to 8 mtpa. However, Magnolia LNG achieving Financial Close is NOT dependent on this authorisation.
- Potential for DOE non-FTA approval 90 days after FERC issues the Final Environmental Impact Statement (FEIS).

Federal Energy Regulatory Commission (FERC)

- FERC provides Authorisation for the construction and operation of a LNG facility, and includes a comprehensive analysis of the environmental, operational and safety implications of the Project. FERC filing process expected to take 12-15 months from formal application to Notice to Proceed (NTP).
- FERC granted Magnolia LNG's pre-filing request on 20 March 2013.
- On 27 November 2013, Magnolia LNG submitted 13 draft resource reports to FERC that covered a wide range of environmental and engineering aspects.
- On 30 April 2014, Magnolia LNG filed a formal application with FERC seeking authorisation for the siting, construction, ownership and operation of the proposed Magnolia LNG Project. FERC accepted Magnolia LNG's application on May 14, 2014 and assigned Docket No. CP14-347-000.
- Following Kinder Morgan FERC filing by June 30, 2014, FERC prepares a Draft EIS (DEIS) to satisfy the National Environmental Policy Act. DEIS is open for review and comment by public and other permitting agencies. Target Date for DEIS is November 2014. The Final Environmental Impact Statement (FEIS) likely to be issued approximately 4 months after DEIS; ie March 2015.
- Normally, FERC issues a conditional order authorising the project approximately 30-45 days after the FEIS. After satisfaction of several conditions in the order, FERC staff issues an NTP that authorizes actual commencement of construction. This is required before MLNG can achieve Financial Close and commence construction. **Financial Close is planned for mid 2015.**

Factor 5b: Status of US LNG Projects

| Project (Company) | Location | Sponsor | Capacity mtpa | Offtake mtpa | FTA Approval | Non-FTA Approval | Non-FTA Approval mtpa | First LNG Proposed | FERC Status | FERC 'filing' Date |
|----------------------|------------------|----------------------------------|---------------|--------------|--------------|------------------|-----------------------|--------------------|------------------|--------------------|
| Sabine Pass | Louisiana | Cheniere Energy | 27 | 19.8 | Y | Y | 16.9 | 2015 | Approved, Apr-12 | Dec-11 |
| Freeport LNG | Texas | Freeport | 13.2 | 13.2 | Y | Y | 13.2 | 2018 | Filing | Aug-12 |
| Cameron LNG, LLC | Louisiana | Sempra Energy | 13.5 | 12.3 | Y | Y | 13 | 2018 | Filing | Dec-12 |
| Corpus Christi | Texas | Cheniere Energy | 13.5 | 3 | Y | N | - | 2018 | Filing | Jun-13 |
| Magnolia LNG | Louisiana | Liquefied Natural Gas Ltd | 8 | - | Y | N | - | 2018 | Filing | Apr-14 |
| Lake Charles | Louisiana | Southern Union (BG) | 15 | 15 | Y | Y | 15.3 | 2019 | Filing | Mar-14 |
| Cove Point | Maryland | Dominion Resources | 5.3 | 4.6 | Y | Y | 5.9 | 2018/19 | Filing | Apr-13 |
| Jordan Cove | Oregon | Veresen | 6 | - | Y | Y | 4 | 2019 | Filing | May-13 |
| Oregon LNG | Oregon | LNG Development Co | 9 | - | Y | N | - | 2019 | Filing | Jun-13 |
| Lavaca Bay FLNG | Texas | Excelerate Energy | 4.4 | - | Y | N | - | 2019 | Filing | Feb-14 |
| Elba Island LNG | Georgia | Southern LNG/Kinder Morgan | 2.5 | 2.5 | Y | N | - | tbc | Filing | Mar-14 |
| Gulf LNG | Mississippi | GE Energy & Kinder Morgan | 11.5 | - | N | N | - | tbc | Pre-filing | Dec-12 |
| Golden Pass | Texas | Exxon Mobil / Qatar Petroleum | 15.6 | - | Y | N | - | tbc | Pre-filing | May-13 |
| CE FLNG | Louisiana | CE FLNG | 8.2 | - | Y | N | - | tbc | Pre-filing | Apr-13 |
| Gulf Coast LNG | Texas | M S Smith | 13.2 | - | Y | N | - | tbc | n/a | - |
| Carib Energy | TBC | Crowley Maritime | 0.3 | - | Y | N | - | tbc | n/a | - |
| Main Pass Energy Hub | Louisiana | Freeport-McMoran Energy | 24 | - | Y | N | - | tbc | n/a | - |
| Pangea LNG | Texas | Pangea LNG Holdings | 8.4 | - | Y | N | - | tbc | n/a | - |
| Waller LNG | Louisiana | Waller LNG Services | 1.2 | - | Y | N | - | tbc | n/a | - |
| Gasfin LNG | Louisiana | Gasfin Development | 1.5 | - | Y | N | - | tbc | n/a | - |
| Venture Global LNG | Texas | Venture Global | 5.1 | - | Y | N | - | tbc | n/a | - |
| Eos & Barca LNG | Texas | Eos & Barca | 24.5 | - | Y | N | - | tbc | n/a | - |
| Total | | | 230.9 | 70.4 | | | 68.3 | | | |

Source: US Dept of Energy; Company Presentations; Foster Stockbroking Research

Post FERC Filing LNG will move into the top 10 progressed US LNG Projects

Factor 6: Securing Tolling Agreements with LNG Buyers

LNG Tolling Model

- 20 year term, plus a 5 year extension option
- Fixed Monthly Capacity payments to Magnolia LNG over the Agreement term
- Fixed and Variable Monthly Operating and Maintenance payments to Magnolia – US inflation adjusted
- Tolling parties responsible for gas supply, delivery of gas to Magnolia LNG site through KMLP gas pipeline and supply of gas for use in LNG Plant
- Tolling parties will be responsible for marketing and shipping to LNG customers
- MLNG takes NO COMMODITY RISK

Four Non-Binding Tolling Agreement Term Sheets in place

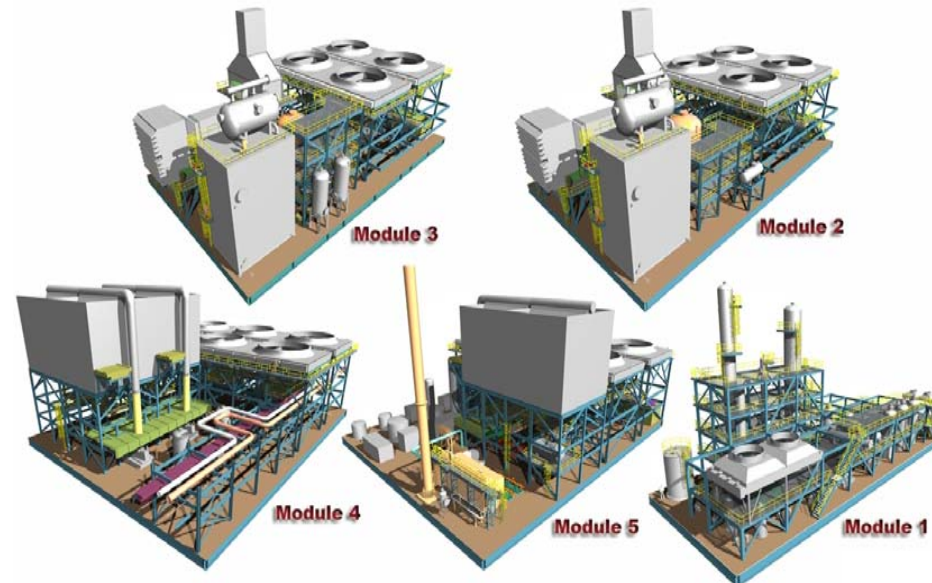
1. **Brightshore Overseas Ltd**
Affiliate of the commodities trading house Gunvor Group (Gunvor)
2. **Gas Natural SDG, S.A.**
Part of Spanish energy multinational, Gas Natural Fenosa Group (Madrid Stock Exchange: GAS)
3. **LNG Holdings**
Wholly-owned subsidiary of the Canadian Investment Fund, West Face Capital Group
4. **AES Latin American Development Ltd**
Wholly-owned subsidiary of the global power company, The AES Corporation Group (NYSE: AES)

LNG now focused on securing Binding Tolling Agreements

Factor 7: Securing Fixed Priced Engineering, Procurement and Construction (EPC) Contract

- Selected SKEC Group (Korean) as preferred EPC Contractor
- SKEC Indicative EPC cost estimate of US \$1.57 billion, **less than the budget of US\$1.8 billion**, for phase 1 of Magnolia LNG. Phase 1 is all infrastructure for 8 mtpa and Financial Close for 4 mtpa LNG. Phase 2 is the additional 4 mtpa to follow during Construction
- EPC scope for Magnolia LNG is 8 mtpa includes completion of fully operational LNG Plant comprising: 4 LNG trains of 2mtpa design capacity each (1.7mtpa EPC guaranteed capacity), 2 LNG tanks of 160,000m³ capacity each, LNG ship loading for vessels up to 180,000m³ vessels and LNG truck loading facilities
- Fixed price lump sum EPC contract shifts construction risk from company (and shareholders) to EPC Contractor
- Magnolia LNG Construction schedule of 36 - 39 months
- Final design to be progressed in 2014 with SKEC to enable open book EPC cost, scope and schedule to be agreed
- Bankable EPC Contract ready for execution end November 2014
- EPC Contract terms to include plant performance (capacity and efficiency) and schedule (completion) guarantees with liquidated damages

Modular LNG Plant: 2mtpa LNG train



- Based on detailed FEED completed for Fisherman's Landing LNG Project at the Port of Gladstone, Queensland
- Has enabled fast-track of the FERC process with significant cost savings. Expenditure to 30 April 2014 was US\$11 million
- LNG's OSMR® LNG technology and smaller train size allows easy modularisation and economic project development

Factor 8: Securing Project Financing - Equity & Debt

**Magnolia LNG Project - The estimated capital cost of Phase 1 remains at US\$2,200 million.
Financing Plan - 70% project debt financing and 30% Project equity financing by Stonepeak**

Equity Financing: Definitive US\$660 million equity Commitment Agreement with Stonepeak

The Financing Plan includes:

- Success fee of 3% (~US\$66 million) of total capital cost to LNGL at Financial Close
- Trent Vichie, (Founding Partner of Stonepeak) appointed to the Board of Magnolia LNG LLC – no voting rights prior to Financial Close and commencement of Stonepeak's project equity financing contribution
- Magnolia LNG to pay US\$25 million in licence fees to LNGL for trains 1 and 2 and further US\$25 million for trains 3 and 4. Payment in two tranches of 50% at Financial Close and 50% at commercial operations date

Debt Financing: BNP Paribas will progress the Magnolia LNG Project to Financial Close, targeted in mid-2015

BNP Paribas' role will include:

- Detailed project risk and bankability review, to enable potential project debt financing issues to be identified early and addressed
- Detailed review of all material project agreements to ensure compatibility with project lenders' requirements
- Project debt financing structure option analysis, including bridging finance, long term bank financing, Export Credit Agency financing, bond markets, supplier finance, etc.
- Completion of detailed Project Information Memorandum for presentation to potential project lenders
- Communication with potential project lenders and delivery of the total project debt financing package at Financial Close

Factor 9: Developing a Technological Advantage

Proposed Technology: OSMR® LNG Technology

LNG Limited's Optimised Single Mixed Refrigerant (OSMR®) process has the following main features, which contribute to its higher efficiency:

- Aero Derivative Gas Turbines and Efficient Compressors
- Combined Heat and Power (CHP) plant which minimises plant fuel gas use
- Steam driven Ammonia refrigeration system
- Efficient re-liquefaction of Boil-Off Gas

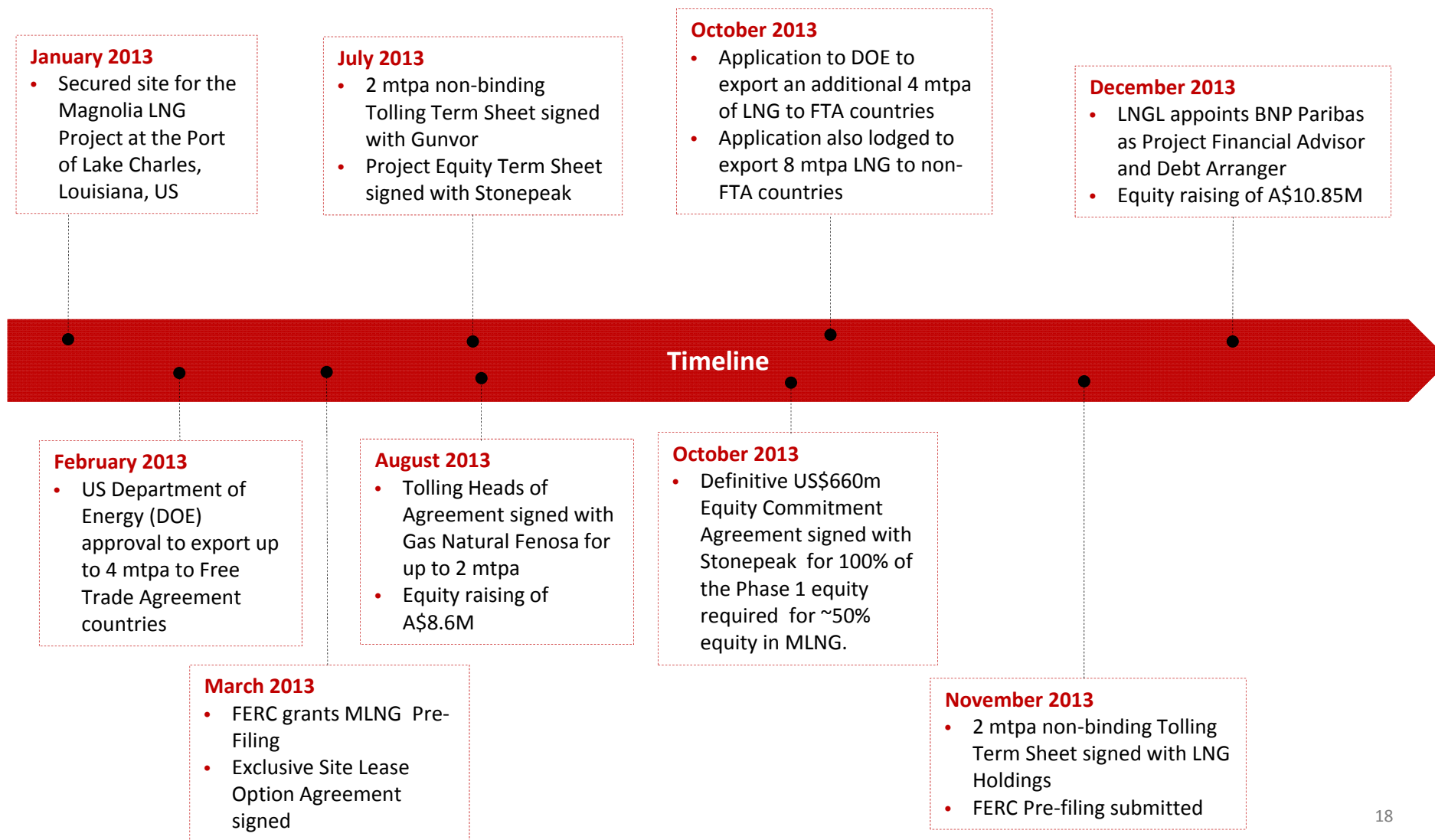
Market the OSMR® LNG liquefaction Process

- ~ 50% Lower capital cost
- ~30% Improved energy efficiency
- ~ 25% Shorter development and construction schedule
- ~ 30% Lower carbon emissions
- Patent applications for OSMR® and Boil-off gas handling already granted in many jurisdictions, including: Australia; Brunei; China; Eurasia; Hong Kong; Israel; and New Zealand

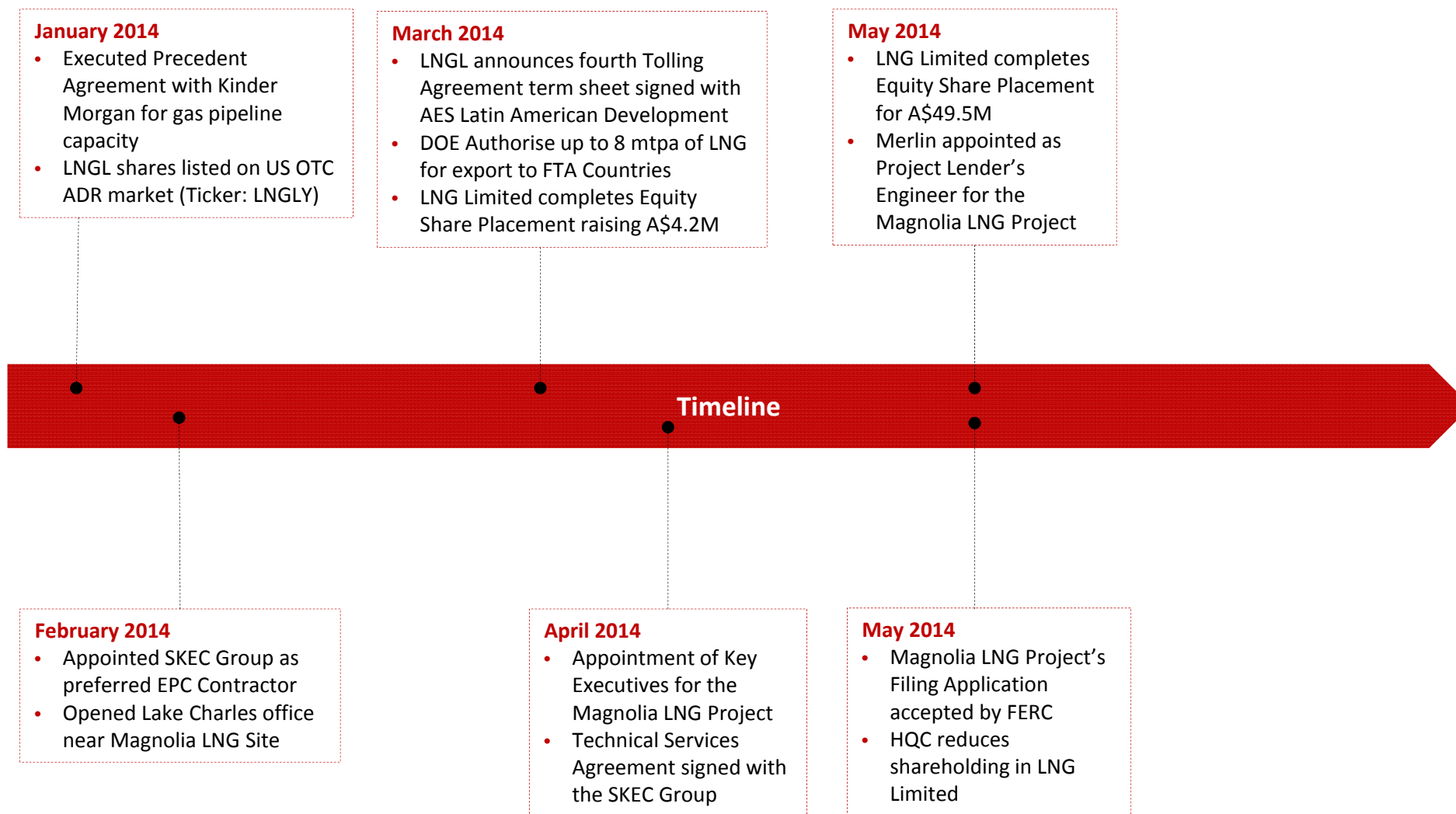
Recognised Independent Engineer's Technology Reviews/Reports include:

- CH-IV - Evaluation of OSMR LNG Process in October 2008
- Foster Wheeler – Gladstone LNG - OSMR Study Report in June 2009
- SKEC - Evaluation of the OSMR Process for Gladstone in June 2009
- Arrow-WP - Interim Review of Fisherman's Landing LNG Plant in Dec 2009
- Evaluation Report of LNG's OSMR by I. Aoki in January 2010
- LNG Industry Article in March 2010
- HQC and Consultants OSMR Technical review in November 2010
- SKEC OSMR Technical review August 2013

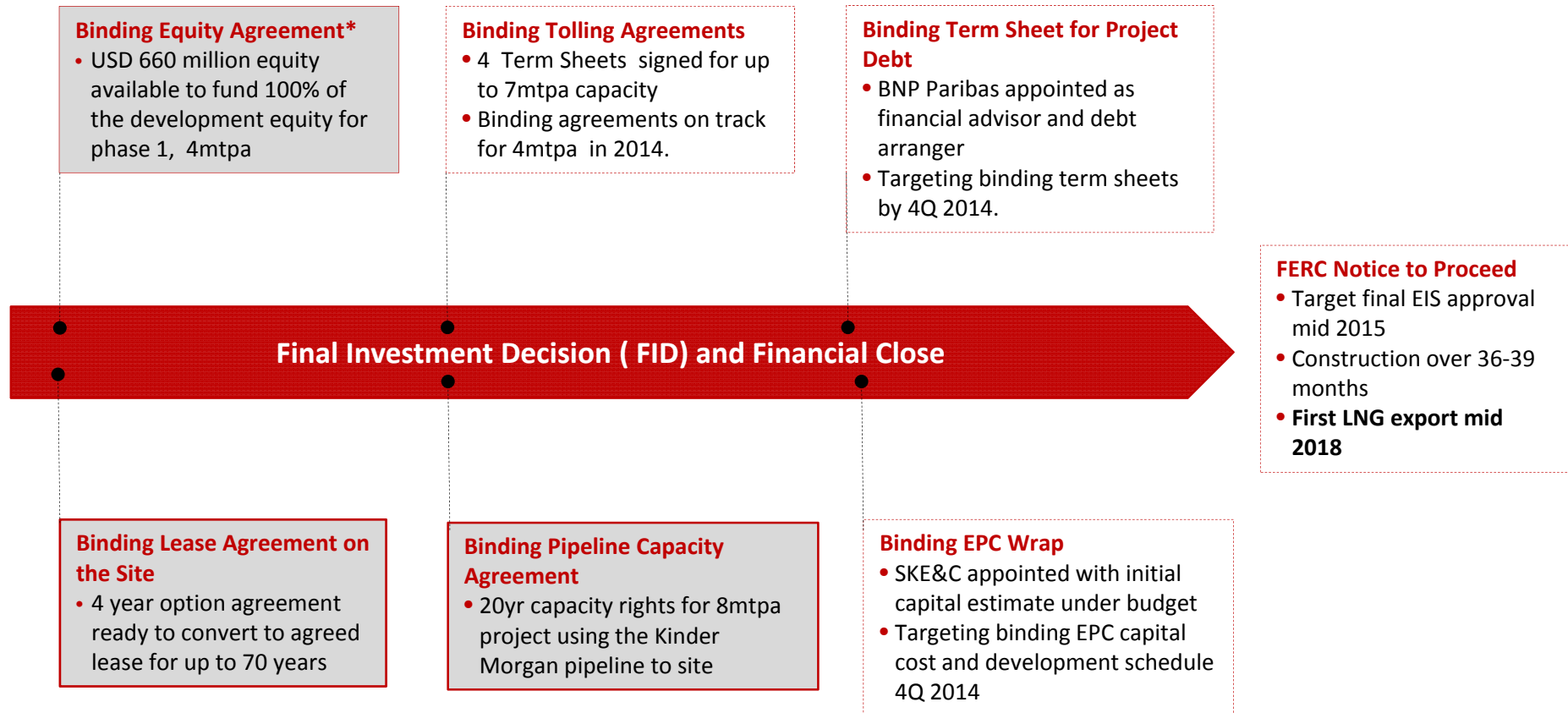
LNG Limited's Progress to Date



LNG Limited's Progress to Date (cont'd)



Components on Track on Track for Financial Close mid-2015



***Subject to certain Conditions Precedent**



Binding agreements **complete**



Binding agreements **in progress**

Investment Highlights – Magnolia LNG

| | |
|---|---|
| Early mover advantage for US Export LNG | <ul style="list-style-type: none"> • Magnolia LNG strategically located in Louisiana USA for exposure to dynamic export LNG sector supported by abundant US gas reserves • US Government support for export LNG demonstrated with FTA and non-FTA approvals being granted • US is set to become a dominant LNG export country due to its significant uncommitted gas resource and extensive integrated gas pipeline network (recent Ukraine crisis supports this view) • Magnolia LNG has targeted to be in the top 5 LNG export projects (in production) based on an FTA only Strategy |
| Low risk path to development | <ul style="list-style-type: none"> • Direct access to Kinder Morgan pipeline onsite and 11 major gas transport corridors to facilitate supply • DOE approval received for FTA export up to 8mtpa (economics not reliant on a non-FTA strategy) • Transfer of engineering IP from Fisherman's Landing creates credibility, reduced time and significant cost savings • Significant progress made on bankable agreements to secure debt funding along with environmental studies with FERC for regulatory approval |
| Magnolia LNG fast tracked for a robust FID | <ul style="list-style-type: none"> • Project site secured for 70yrs suitable for 8mtpa (vs base case of 4mtpa) • Filing Application accepted by FERC on 14 May 2014 supports timetable for Financial Close in mid 2015 • Tolling agreements underway for up to 7 mtpa to underwrite base case of 4 mtpa (Gunvor; Gas Natural; LNG Holdings and AES) • Definitive equity commitment agreement with Stonepeak Partners LP for 100% of project construction equity (US\$660 million) & Debt advisors appointed • SKE&C appointed as preferred EPC contractor with initial capex estimates under budget • 4mtpa name plate capacity generates EBITDA of circa US\$380 million pa for 20yrs (100%) |
| Fisherman's Landing provides optionality | <ul style="list-style-type: none"> • Gas supply potential either through PetroChina Australia or directly under Gas Sales Agreements /Tolling Agreements with third parties • Upside for LNGL valuation through gas supply agreement secured or monetisation of the project |
| OSMR® LNG Process Technology (100% LNG) | <ul style="list-style-type: none"> • Low cost and highly efficient LNG process technology in its Magnolia LNG Project and Fisherman's Landing LNG Project • Magnolia LNG to pay LNGL up to US\$50 in licence fees • Success of Magnolia will secure OSMR technology as preferred choice for mid-scale LNG projects globally |

Gladstone LNG Project – Path Forward

Gas Supply

- LNGL's major focus remains to secure adequate gas supply for the first LNG Train either through the PetroChina Australia Letter of Intent and/or directly under Gas Sale Agreements/Tolling Agreements with third parties.
- LNGL, in its own right, is continuing to directly pursue other potential gas supply sources.

Lease Agreement

- Secured until 30 June 2014 with Gladstone Ports Corporation.

EPC Contract with HQC

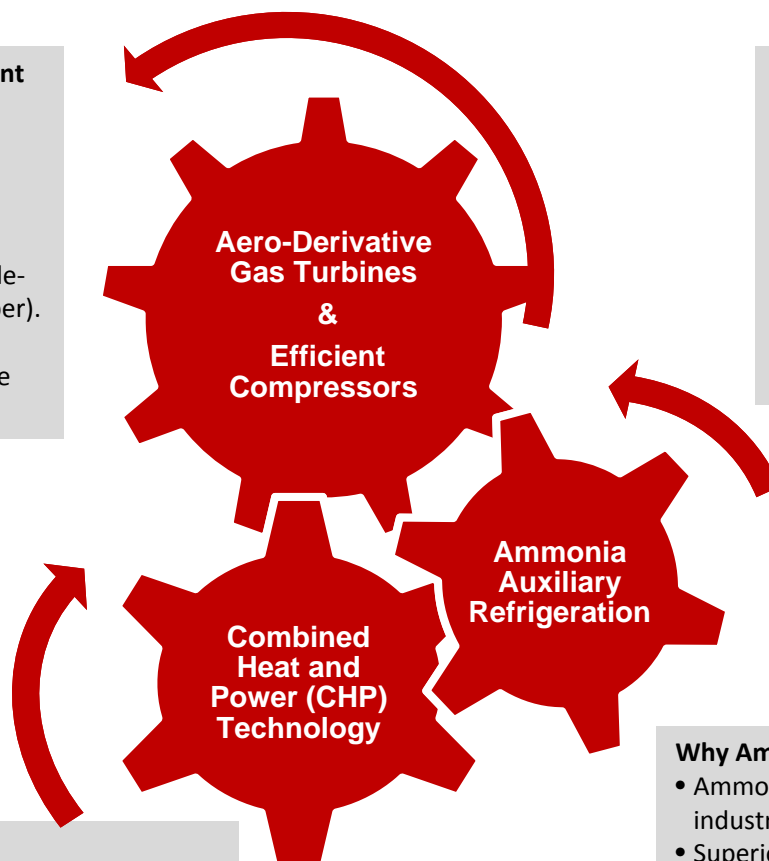
- Draft fixed price Engineering, Procurement and Construction (EPC) contract on hold pending gas supply.



Features of OSMR® LNG Technology

Aero Derivative Gas Turbines Efficient Compressors

- Better fuel efficiency compared to Industrial Turbines
- Higher reliability and availability
- Smaller foot print and weight
- No gear box, no helper motor, single-stage (no inter-stage cooler/scrubber).
- Compact modular design reduces installation and commissioning time and ensures ease of maintenance



Ammonia Refrigeration Plant

- Driven by Steam Turbines from Waste heat powered CHP plant
- Pre-cools single mixed refrigerant and feed gas streams to increase LNG production by 20%
- Direct Cooling of GT inlet air to improve GT power output by 15%

Combined Heat and Power Plant

- Waste heat recovery using Once Through Steam Generators from Gas Turbine exhausts
- Steam Turbine drivers for Ammonia Refrigeration Compressors.
- Steam Turbine driven power generation
- Process Steam used for heating – smaller heaters
- Auxiliary boiler for startup also uses N2 rich end flash gas as fuel

Why Ammonia?

- Ammonia is a commonly used industrial refrigerant
- Superior refrigerant properties allow smaller air-cooled condensers, exchangers and plant size
- Smaller overall plant foot print compared to a Propane system

OSMR® vs Conventional Liquefaction LNG Plants

- LINGL's OSMR® process provides an alternative which is simple, efficient, low cost and uses proven conventional technologies
- Smaller Train sizes allows easy modularization and economic project development

| | APCI – C3/MR | CoP- Cascade | OSMR |
|--|--|--|--|
| Train Size (mtpa) | 4.1 | 3.9 | 1.9 |
| Refrigeration Power <ul style="list-style-type: none"> • Gas Turbine (x Nos) • Steam Turbine (x Nos) | 85 MW Frame 7 (x2) n/a | 32 MW LM2500 (x6) n/a | 32 MW LM2500 (x2) 8 MW (x2) |
| Plant Power Generators <ul style="list-style-type: none"> • Installed • Running | Gas Turbine Driven 70 MW 30 MW | Gas Turbine Driven 30 MW 25 MW | Steam Turbine Driven 8 MW 6 MW |
| Plant Fuel Usage (% of Feed Gas) | 9-11 % | 8-9 % | 6% |
| Heat Exchanger Types <ul style="list-style-type: none"> • Pre-cooling (x Nos) • Main Cooling (x Nos) | C3 Tube in Kettle (x3) MR Spiral Wound (x1) | Brazed Aluminum C3 Core-in-Kettle (x2) C2, C1 Cold Box (2+2) | Brazed Aluminum NH3 Core-in-Kettle (x2) MR Cold Box (x2) |
| CAPEX (\$/tpa) | 1000-1200 | 1000-1200 | 500-600 |

Forward Looking Statement

Australia and All Jurisdictions

The information in this presentation is not an offer or recommendation to purchase or subscribe for securities in Liquefied Natural Gas Limited (LNG Limited) (ASX: LNG; OTC ADR: LNgLY) or to retain or sell any securities currently being held. This presentation does not take into account, nor is it intended to take into account, the potential and/or current individual investment objectives and/or the financial situation of investors.

This presentation was prepared with due care and attention and the information contained herein is, to the best of the LNG Limited's knowledge, current at the date of the presentation.

This presentation contains forward looking statements that are subject to risk factors associated with the gas and energy industry. The expectations reflected in these statements are currently considered reasonably based, but they may be affected by a range of variables that could cause actual results or trends to differ materially, including but not limited to: price and currency fluctuations, the ability to obtain reliable gas supply, gas reserve estimates, the ability to locate markets for LNG, fluctuations in gas and LNG prices, project site latent conditions, approvals and cost estimates, development progress, operating results, legislative, fiscal and regulatory developments, economic and financial markets conditions, including availability of financing.

All references to dollars, cents or \$ in this document is a reference to US\$ Dollars, unless otherwise stated.

United States (Only):

Any offering or solicitation will be made only to qualified prospective investors pursuant to a prospectus or offering memorandum, each of which should be read in their entirety. To the extent applicable, any placement of securities will only be available to parties who are "accredited investors" (as defined in Rule 501 promulgated pursuant to the Securities Act of 1933, as amended) and who are interested in investing in the securities on their own behalf.