

# SEMI-ANNUAL FINANCIAL REPORT

31 December 2013



BlackRock Investment Management (Australia) Limited  
13 006 165 975

Australian Financial Services Licence No 230523

**iShares UBS Treasury ETF**

(formerly iShares UBS Treasury Index Fund)

ARSN 154 626 865

# iShares UBS Treasury ETF

(formerly iShares UBS Treasury Index Fund)

ARSN 154 626 865

## Condensed Financial Report - For the half-year ended 31 December 2013

### Contents

	Page
Directors' Report	1
Auditor's Independence Declaration	4
Condensed Statement of Comprehensive Income	5
Condensed Balance Sheet	6
Condensed Statement of Changes in Equity	7
Condensed Statement of Cash Flows	8
Notes to the Financial Statements	9
Directors' Declaration	15
Independent Auditor's Report to the Unitholders of iShares UBS Treasury ETF	16

## Directors' Report

The directors of BlackRock Investment Management (Australia) Limited (the "Responsible Entity"), the Responsible Entity of iShares UBS Treasury ETF (the "Fund"), present their interim report together with the condensed financial report of the Fund, for the half-year ended 31 December 2013 and the auditor's report thereon.

This condensed financial report has been prepared for the iShares UBS Treasury ETF as it is a disclosing entity under the *Corporations Act 2001*.

### Change of Fund Name

Effective from 4 February 2014 the Fund's name changed from iShares UBS Treasury Index Fund to iShares UBS Treasury ETF.

### Fund Objectives

The Fund aims to provide investors with the performance of the market, before fees and expenses, as represented by the UBS Treasury Index (the "Index").

### Responsible Entity

The Responsible Entity of the Fund is BlackRock Investment Management (Australia) Limited (ABN 13 006 165 975). The registered office and principal place of business of the Responsible Entity and the Fund is Level 26, 101 Collins Street, Melbourne, VIC 3000.

### Principal Activities

The Fund invested in accordance with the provisions of the Fund's Constitution.

The Fund did not have any employees during the half-year ended 31 December 2013.

The Fund is currently listed on the Australian Securities Exchange (ASX). The admission date was 14 March 2012.

There were no significant changes in the nature of the Fund's activities during the half-year ended 31 December 2013.

### Directors

The following persons held office as directors of the Responsible Entity during the half-year or since the end of the half-year and up to the date of this report:

Director	Date appointed	Date resigned
M S McCorry	Appointed 2 December 2009	
J Arter	Appointed 19 September 2012	
L McMahon	Appointed 13 February 2013	
A Landman	Appointed 8 May 2013	
K Miller	Appointed 8 May 2013	
A Telfer	Appointed 12 December 2013	

### Review and Results of Operations

During the half-year, the Fund continued to invest funds in accordance with target asset allocations as set out in the governing documents of the Fund and in accordance with the provisions of the Fund's Constitution.

## Directors' Report (continued)

### Results

The performance of the Fund, as represented by the results of its operations, was as follows:

	Half-year ended	
	31 December 2013 \$'000	31 December 2012 \$'000
Operating profit/(loss) before financing costs attributable to unitholders	41	25
Distributions paid and payable	181	180

### Returns

The table below demonstrates the performance of the Fund as represented by the total return.

	Returns*	
	1 July 2013 to 31 December 2013 %	1 July 2012 to 31 December 2012 %
iShares UBS Treasury ETF	0.32	0.41

\* Returns (after fees) are calculated on the assumption that all distributions are reinvested in the Fund, and include the effect of compounding.

### Significant Changes in State of Affairs

In the opinion of the directors, there were no significant changes in the state of affairs of the Fund that occurred during the half-year under review.

### Rounding of Amounts to the Nearest Thousand Dollars

The Fund is a registered scheme of a kind referred to in Class Order 98/100 (as amended), issued by the Australian Securities and Investments Commission relating to the "rounding off" of amounts in the directors' report and financial statements. Amounts in the directors' report and financial statements have been rounded to the nearest thousand dollars in accordance with that Class Order, unless otherwise indicated.

## Directors' Report (continued)

### Auditor's Independence Declaration

A copy of the auditor's independence declaration as required under Section 307C of the *Corporations Act 2001* is set out on page 4.

The financial statements were authorised for issue by the directors on 11 March 2014.

This report is made in accordance with a resolution of the directors.

Director

L McMahon

Sydney

11 March 2014

The Board of Directors  
BlackRock Investment Management (Australia) Limited  
Level 26  
101 Collins Street  
Melbourne, VIC, 3000

11 March 2014

Dear Directors,


## **iShares UBS Treasury ETF**

In accordance with section 307C of the Corporations Act 2001, I am pleased to provide the following declaration of independence to the directors of BlackRock Investment Management (Australia) Limited as Responsible Entity of the iShares UBS Treasury ETF (formerly the iShares UBS Treasury Index Fund) (the "Fund").

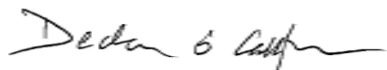
As lead audit partner for the review of the financial statements of the Fund for the financial period 1 July 2013 to 31 December 2013, I declare that to the best of my knowledge and belief, there have been no contraventions of:

- (i) the auditor independence requirements of the Corporations Act 2001 in relation to the review; and
- (ii) any applicable code of professional conduct in relation to the review.

Yours faithfully



DELOITTE TOUCHE TOHMATSU



Declan O'Callaghan  
Partner  
Chartered Accountants

## Condensed Statement of Comprehensive Income

		Half-year ended	
		31 December 2013	31 December 2012
	Notes	\$'000	\$'000
<b>Investment income</b>			
Interest income		-	1
Net gains/(losses) on financial instruments held at fair value through profit or loss	4	<u>58</u>	<u>42</u>
<b>Total net investment income/(loss)</b>		<u>58</u>	<u>43</u>
<b>Expenses</b>			
Responsible Entity's fees		16	17
Custody movement fees		<u>1</u>	<u>1</u>
<b>Total operating expenses</b>		<u>17</u>	<u>18</u>
<b>Operating profit/(loss)</b>		<u>41</u>	<u>25</u>
<b>Finance costs attributable to unitholders</b>			
Distributions to unitholders	5	(181)	(180)
(Increase)/decrease in net assets attributable to unitholders	6	<u>140</u>	<u>155</u>
<b>Profit/(loss) for the half-year</b>		-	-
Other comprehensive income		<u>-</u>	<u>-</u>
<b>Total comprehensive income for the half-year</b>		<u>-</u>	<u>-</u>

The above Condensed Statement of Comprehensive Income should be read in conjunction with the accompanying notes.

## Condensed Balance Sheet

		As at	
		31 December 2013 \$'000	30 June 2013 \$'000
Notes			
<b>Assets</b>			
		14	12
		147	284
	7	<u>11,862</u>	<u>12,009</u>
		<u>12,023</u>	<u>12,305</u>
<b>Liabilities</b>			
	5	90	223
		<u>53</u>	<u>66</u>
		<u>143</u>	<u>289</u>
	6	<u>11,880</u>	<u>12,016</u>

The above Condensed Balance Sheet should be read in conjunction with the accompanying notes.



## Condensed Statement of Changes in Equity

	Half-year ended	
	31 December 2013 \$'000	31 December 2012 \$'000
Total equity at the beginning of the financial half-year	-	-
Profit/(loss) for the half-year	-	-
Other comprehensive income for the half-year	-	-
Total comprehensive income for the half-year	-	-
Transactions with owners in their capacity as owners	-	-
Total equity at the end of the financial half-year	-	-

Under Australian Accounting Standards, net assets attributable to unitholders are classified as a liability rather than equity. As a result there was no equity at the start or end of the half-year.

The above Condensed Statement of Changes in Equity should be read in conjunction with the accompanying notes.

## Condensed Statement of Cash Flows

	Half-year ended	
	31 December 2013 \$'000	31 December 2012 \$'000
<b><i>Cash flows from operating activities</i></b>		
Proceeds from sale of financial instruments held at fair value through profit or loss	1,567	3,742
Purchase of financial instruments held at fair value through profit or loss	(1,238)	(4,488)
Interest received	-	1
Responsible Entity's fees paid	(16)	(19)
Other income received	-	1
Operating expenses paid	(1)	(1)
<b><i>Net inflow/(outflow) from operating activities</i></b>	<b><u>312</u></b>	<b><u>(764)</u></b>
<b><i>Cash flows from financing activities</i></b>		
Proceeds from creations by unitholders	-	3,161
Payments for redemptions by unitholders	-	(2,087)
Distributions paid	(310)	(305)
<b><i>Net inflow/(outflow) from financing activities</i></b>	<b><u>(310)</u></b>	<b><u>769</u></b>
<b><i>Net increase/(decrease) in cash and cash equivalents</i></b>	<b>2</b>	<b>5</b>
Cash and cash equivalents at the beginning of the half-year	<u>12</u>	<u>25</u>
<b><i>Cash and cash equivalents at the end of the half-year</i></b>	<b><u>14</u></b>	<b><u>30</u></b>
Non-cash financing activities	<u>4</u>	<u>1</u>

The above Condensed Statement of Cash Flows should be read in conjunction with the accompanying notes.

## 1 Statement of Compliance

The condensed financial report is a general purpose financial report prepared in accordance with the *Corporations Act 2001* and AASB 134 *Interim Financial Reporting*. Compliance with AASB 134 ensures compliance with International Financial Reporting Standard IAS 34 *Interim Financial Reporting*.

This condensed financial report does not include all the notes of the type normally included in an annual financial report. Accordingly, this report is to be read in conjunction with the annual report for the year ended 30 June 2013 and any public announcements made during the interim reporting period in accordance with the continuous disclosure requirements of the *Corporations Act 2001*.

## 2 Basis of Preparation

This condensed financial report includes financial statements for iShares UBS Treasury ETF (the "Fund") as an individual entity. The Fund was constituted on 2 December 2011.

The Fund is a registered scheme of a kind referred to in Class Order 98/100 (as amended), issued by the Australian Securities and Investments Commission, relating to the "rounding off" of amounts in the directors' report and financial statements. Amounts in the directors' report and financial statements have been rounded to the nearest thousand dollars in accordance with that Class Order, unless otherwise indicated.

Other than as noted below, the accounting policies and methods of computation adopted in the preparation of the half year financial report are consistent with those adopted and disclosed in the Fund's 2013 annual financial report for the financial year ended 30 June 2013.

- (i) AASB 7 *Disclosures - Offsetting Financial Assets and Financial Liabilities* and AASB 2012-2 *Amendments to Australian Accounting Standards - Disclosures - Offsetting Financial Assets and Financial Liabilities* (effective from 1 January 2013)

Amendments to AASB 7 require additional disclosures to enable users of financial statements to evaluate the effect or the potential effects of netting arrangements, including rights of set-off, associated with an entity's recognised financial assets and recognised financial liabilities, on the entity's financial position. The amendments do not have any impact on the Fund's financial position or performance, however, may result in additional disclosures in the annual financial statements.

- (ii) AASB 13 *Fair Value Measurement* (effective from 1 January 2013)

The standard improves the consistency and reduces complexity by providing a precise definition of fair value and a single source of fair value measurement and disclosure requirements for use across Australian Accounting Standards. The requirements do not extend to the use of fair value accounting but provide guidance on how it should be applied where its use is already required or permitted by other Australian Accounting Standards.

If a financial asset or a liability measured at fair value has a bid price and an ask price, the standard requires valuation to be based on a price within the bid-ask spread that is most representative of fair value and allows the use of mid-market pricing or other pricing conventions that are used by market participants as a practical expedient for fair value measurement within a bid-ask spread.

On adoption of the standard, the Fund changed its valuation inputs to last traded prices for listed financial assets and liabilities and net asset value per unit, as reported by the Responsible Entity, for investments in unlisted unit trusts. The change allows for consistency with the inputs prescribed in the Fund's offering document for the calculation of unit prices for creations and redemptions. The use of last traded prices and net asset value per unit is recognised as a standard pricing convention within the industry. In the prior year, the Fund utilised bid and ask prices for its listed financial assets and liabilities respectively, and redemption value for its investments in unlisted unit trusts. As required under the standard, the change to the fair value of the financial assets and liabilities is applied prospectively in the same way as a change in an accounting estimate. As the standard is required to be adopted prospectively, the adjustment to the fair value of financial instruments has been recognised at the beginning of the current period presented. Comparative amounts have not been restated.

## 2 Basis of Preparation (continued)

- (iii) AASB 10 *Consolidated Financial Statements*, AASB 11 *Joint Arrangements*, AASB 12 *Disclosure of Interest in Other Entities*, revised AASB 127 *Separate Financial Statements* and AASB 2011-7 *Amendments to Australian Accounting Standards arising from the Consolidation and Joint Arrangements Standards* (effective 1 January 2013)

A suite of five new and amended standards have been issued which address the accounting of joint arrangements, consolidated financial statements and the associated disclosures.

AASB 10 replaces all of the guidance on control and consolidation in AASB 127 *Consolidated and Separate Financial Statements*, and *Interpretation 12 Consolidation - Special Purpose Entities*. The core principle that a consolidated entity presents a parent and its subsidiaries as if they are a single economic entity remains unchanged, as do the mechanics of consolidation. However the standard introduces a single definition of control and focuses on the need to have both power and rights or exposure to variable returns before control is present. The standard also applies an investment entity definition and introduces an exception from the consolidation requirements for investment entities provided that the investments in subsidiaries are measured at fair value through profit or loss in their separate financial statements. The Fund meets the definition of an investment entity. The Fund's policy, has and continues to be, to measure its investment in controlled entities at fair value through profit or loss in the separate financial statements. As such, the impact of AASB 10 on the financial statements will be to remove the presentation of consolidated information. This change in accounting standards has been applied retrospectively in accordance with the transition provisions of AASB 10. The transition provisions require retrospective application in accordance with AASB 108 *Accounting Policies, Changes in Accounting Estimates and Errors*.

AASB 12 sets out the required disclosures for entities reporting under the two new standards, AASB 10 and AASB 11 and replaces the disclosure requirements currently found in AASB 127 and AASB 128. The standard requires entities to disclose significant judgments and assumptions made in determining whether the entity controls, jointly controls, significantly influences or has some other interests in other entities. Entities are also required to provide more disclosures around certain 'structured entities'. The amendments also introduce new disclosure requirements related to investment entities. Adoption of the standard has impacted the Fund's level of disclosures in certain of the above noted areas, but has not impacted the Fund's financial position or performance.

AASB 127 is renamed *Separate Financial Statements* and is amended to deal solely with separate financial statements. The standard requires an investment entity as defined in AASB 10 to present separate financial statements as its only financial statements in the case where it measures all of its subsidiaries at fair value through profit or loss and to disclose that fact.

- (iv) AASB 2011-4 *Amendments to Australian Accounting Standards to Remove Individual Key Management Personnel Disclosure Requirements* (effective 1 July 2013)

The AASB has removed the individual key management personnel disclosure requirements from AASB 124 *Related Party Disclosures*, to achieve consistency with the international equivalent standard and remove duplication of the requirements with the *Corporations Act 2001*. The amendment reduces the disclosures that are currently required in the notes to the annual statements and does not impact the on the Fund's financial position or performance.

## 3 Financial Risk Management

### (a) Fair Values of Financial Assets and Liabilities

The carrying amounts of the Fund's assets and liabilities at the end of each reporting period approximate their fair values.

Financial assets and liabilities held at fair value through profit or loss are measured initially at fair value. Transaction costs on financial assets and financial liabilities at fair value through profit or loss are expensed immediately. Subsequent to initial recognition, all instruments held at fair value through profit or loss are measured at fair value with changes in their fair value recognised in the Condensed Statement of Comprehensive Income.

The carrying value less impairment provision of other receivables and payables are assumed to approximate their fair value. The fair value of financial liabilities is estimated by discounting the future contractual cash flows at the current market interest rate that is available to the Fund for similar financial instruments.

#### (i) Fair value in an active market

The fair value of financial assets and liabilities traded in active markets is based on their quoted market prices at the end of the reporting period without any deduction for estimated future selling costs.

### 3 Financial Risk Management (continued)

#### (a) Fair Values of Financial Assets and Liabilities (continued)

The Fund values its investments in accordance with the accounting policies set out in Note 2. For the majority of its investments, the Fund relies on information provided by independent pricing services for the valuation of its investments.

Prior to 1 July 2013, the quoted market price used for financial assets held by the Fund was the current bid price and the quoted market price for financial liabilities was the current asking price. The Fund has adopted AASB 13 from 1 July 2013 and changed its fair valuation input to utilise the last traded market prices for both financial assets and financial liabilities. Where the last traded price does not fall within the bid-ask spread, an assessment is performed by the Responsible Entity to determine the appropriate valuation price to use that is most representative of fair value.

A financial instrument is regarded as quoted in an active market if quoted prices are readily and regularly available from an exchange, dealer, broker, industry group, pricing service or regulatory agency and those prices represent actual regularly occurring market transactions on an arm's length basis.

#### *(ii) Fair value in an inactive or unquoted market*

The fair value of financial assets and liabilities that are not traded in an active market is determined using valuation techniques. These include the use of recent arm's length market transactions, reference to the current fair value of a substantially similar other instrument, discounted cash flow techniques, option pricing models or any other valuation technique that provides a reliable estimate of prices obtained in actual market transactions.

Where discounted cash flow techniques are used, estimated future cash flows are based on management's best estimates and the discount rate used is a market rate at the end of the reporting period applicable for an instrument with similar terms and conditions.

For other pricing models, inputs are based on market data at the end of the reporting period. Fair values for unquoted equity investments are estimated, if possible, using applicable price/earnings ratios for similar listed companies adjusted to reflect the specific circumstances of the issuer.

The fair value of derivatives that are not exchange traded is estimated at the amount that the Fund would receive or pay to terminate the contract at the end of the reporting period taking into account current market conditions (volatility and appropriate yield curve) and the current creditworthiness of the counterparties. The fair value of a forward foreign exchange contract is determined as a net present value of estimated future cash flows, discounted at appropriate market rates as at the valuation date.

Investments in other unlisted unit trusts are recorded at the net asset value per unit as reported by the Responsible Entity of such funds.

#### (b) Fair Value Hierarchy

The Fund classifies fair value measurements using a fair value hierarchy that reflects the subjectivity of the inputs used in making the measurements. The fair value hierarchy has the following levels:

- Quoted prices (unadjusted) in active markets for identical assets or liabilities (level 1).
- Inputs other than quoted prices included within level 1 that are observable for the asset or liability, either directly (that is, as prices) or indirectly (that is, derived from prices) (level 2).
- Inputs for the asset or liability that are not based on observable market data (that is, unobservable inputs) (level 3).

The level in the fair value hierarchy within which the fair value measurement is categorised in its entirety is determined on the basis of the lowest level input that is significant to the fair value measurement in its entirety. For this purpose, the significance of an input is assessed against the fair value measurement in its entirety. If a fair value measurement uses observable inputs that require significant adjustment based on unobservable inputs, that measurement is a level 3 measurement. Assessing the significance of a particular input to the fair value measurement in its entirety requires judgement, considering factors specific to the asset or liability.

The determination of what constitutes 'observable' requires significant judgement by the Responsible Entity. The Responsible Entity considers observable data to be that market data that is readily available, regularly distributed or updated, reliable and verifiable, not proprietary, and provided by independent sources that are actively involved in the relevant market.

### 3 Financial Risk Management (continued)

#### (b) Fair Value Hierarchy (continued)

The tables below set out the Fund's financial assets and liabilities (by class) measured at fair value according to the fair value hierarchy at 31 December 2013 and 30 June 2013. All fair value measurements disclosed are recurring fair value measurements.

At 31 December 2013	Level 1 \$'000	Level 2 \$'000	Level 3 \$'000	Total \$'000
<b>Financial assets</b>				
Financial assets designated at fair value through profit or loss:				
Interest bearing securities	-	11,862	-	11,862
<b>Total</b>	-	11,862	-	11,862

At 30 June 2013	Level 1 \$'000	Level 2 \$'000	Level 3 \$'000	Total \$'000
<b>Financial assets</b>				
Financial assets designated at fair value through profit or loss:				
Interest bearing securities	-	12,009	-	12,009
<b>Total</b>	-	12,009	-	12,009

Investments whose values are based on quoted market prices in active markets, and therefore classified within level 1, include active listed equities, trusts, exchange traded derivatives, and semi-government securities.

Financial instruments that trade in markets that are not considered to be active but are valued based on quoted market prices, dealer quotations or alternative pricing sources supported by observable inputs are classified within level 2. These include investment-grade corporate bonds, certain listed equities, certain unlisted unit trusts, and over-the-counter derivatives. As level 2 investments include positions that are not traded in active markets and/or are subject to transfer restrictions, valuations may be adjusted to reflect illiquidity and/or non-transferability, which are generally based on available market information.

Investments classified within level 3 have significant unobservable inputs, as they are infrequently traded. As observable prices are not available for these securities, the Responsible Entity has used valuation techniques to derive fair value.

There were no transfers between levels for recurring fair value measurements during the period ended 31 December 2013 (30 June 2013: Nil).

The Fund did not hold any level 3 instruments during the period ended 31 December 2013 (30 June 2013: Nil).

Investments classified as level 2 assets are debt instruments. The fair value of the debt instruments is derived from industry standard valuation models with published or observable market data.

#### 4 Net Gains/(Losses) on Financial Instruments Held at Fair Value Through Profit or Loss

The net gains/(losses) recognised in relation to financial assets and financial liabilities held at fair value through profit or loss:

	Half-year ended	
	31 December 2013 \$'000	31 December 2012 \$'000
<b>Financial assets and liabilities</b>		
Net gain/(loss) on financial assets and liabilities designated at fair value through profit or loss	<u>58</u>	<u>42</u>
<b>Net gains/(losses) on financial instruments held at fair value through profit or loss</b>	<u><b>58</b></u>	<u><b>42</b></u>

#### 5 Distributions to Unitholders

The distributions during the half-year were as follows:

	Half-year ended			
	31 December 2013		31 December 2012	
	\$'000	CPU	\$'000	CPU
Distributions paid - 30 September	91	76.07	75	57.68
Distributions paid/payable - 31 December	<u>90</u>	<u>74.62</u>	<u>105</u>	<u>87.61</u>
	<u><b>181</b></u>		<u><b>180</b></u>	

#### 6 Net Assets Attributable to Unitholders

As stipulated within the Fund's Constitution, each unit represents a right to an individual share in the Fund and does not extend to a right to the underlying assets of the Fund. Units are created and redeemed at the unitholder's option at prices based on the value of the Fund's net assets at the time of creation/redemption less transaction costs. The Fund is required to distribute all taxable income to the unitholders. There are no separate classes of units and each unit has the same rights attaching to it as other units of the Fund.

Movements in number of units and net assets attributable to unitholders during the half-year were as follows:

	31 December 2013 No. '000	30 June 2013 No. '000	31 December 2013 \$'000	30 June 2013 \$'000
Opening balance	120	110	12,016	11,470
Creations		30		3,161
Redemptions	-	(20)	-	(2,087)
Units created upon reinvestment of distributions	-	-	4	1
Increase/(decrease) in net assets attributable to unitholders	<u>-</u>	<u>-</u>	<u>(140)</u>	<u>(529)</u>
<b>Closing balance</b>	<u><b>120</b></u>	<u><b>120</b></u>	<u><b>11,880</b></u>	<u><b>12,016</b></u>

## 6 Net Assets Attributable to Unitholders (continued)

### Capital Risk Management

The Fund manages its net assets attributable to unitholders as capital, notwithstanding net assets attributable to unitholders are classified as a liability. The amount of net assets attributable to unitholders can change significantly on a daily basis as the Fund is subject to daily creations and redemptions at the discretion of unitholders.

The Fund monitors the level of daily creations and redemptions relative to the liquid assets in the Fund. As of 31 December 2013 the capital of the Fund is represented in the net assets attributable to unitholders table.

In the event of a significant redemption, the Fund's Constitution allows the delay of payment beyond the usual redemption timeframe but no later than the maximum number of days specified in the Constitution for satisfying redemption requests. Further, in certain circumstances such as disrupted markets, the Constitution allows payment to be delayed beyond the maximum number of days.

## 7 Financial Assets Held at Fair Value Through Profit or Loss

	As at	
	31 December 2013	30 June 2013
	Fair Value	Fair Value
	\$'000	\$'000
Designated at fair value through profit or loss		
Interest bearing securities	<u>11,862</u>	<u>12,009</u>
Total financial assets held at fair value through profit or loss	<u><u>11,862</u></u>	<u><u>12,009</u></u>

## 8 Segment Information

The Fund operates solely in the business of providing investors with the performance of the market, before fees and expenses, as represented by the UBS Treasury Index. The Responsible Entity, which is the chief operating decision maker for the purposes of assessing performance and determining the allocation of resources ensures that the Fund's holdings and performance are identical to the UBS Treasury Index. Accordingly, no additional qualitative or quantitative disclosures are required.

## 9 Events Occurring After the Reporting Period

No significant events have occurred since the end of the reporting period which would impact on the financial position of the Fund disclosed in the Condensed Balance Sheet as at 31 December 2013 or on the results and cash flows of the Fund for the half-year ended on that date.

## 10 Contingent Assets, Contingent Liabilities and Commitments

There are no outstanding contingent assets, contingent liabilities or commitments as at 31 December 2013 (30 June 2013: Nil).



## Directors' Declaration

The directors of the Responsible Entity declare that:

- (a) In the opinion of the directors of the Responsible Entity, there are reasonable grounds to believe that the Fund will be able to pay its debts as and when they become due and payable; and
- (b) In the opinion of the directors of the Responsible Entity, the attached financial statements and notes thereto are in accordance with the *Corporations Act 2001*, including compliance with accounting standards and giving a true and fair view of the financial position and performance of the Fund.

Signed in accordance with a resolution of the Responsible Entity made pursuant to s.303(5) of the *Corporations Act 2001*.

On behalf of the directors of the Responsible Entity

Director

L McMahon

Sydney

11 March 2014

## Independent Auditor's Review Report to the unitholders of the iShares UBS Treasury ETF

We have reviewed the accompanying half-year financial report of the iShares UBS Treasury ETF (formerly the iShares UBS Treasury Index Fund) (the "Fund"), which comprises the condensed balance sheet as at 31 December 2013, and the condensed statement of comprehensive income, the condensed statement of cash flows and the condensed statement of changes in equity for the half-year ended on that date, selected explanatory notes and, the directors' declaration as set out on pages 5 to 15.

### *Directors' Responsibility for the Half-Year Financial Report*

The directors of BlackRock Investment Management (Australia) Limited (the "Responsible Entity"), as Responsible Entity for the Fund are responsible for the preparation of the half-year financial report that gives a true and fair view in accordance with Australian Accounting Standards and the *Corporations Act 2001* and for such internal control as the directors determine is necessary to enable the preparation of the half-year financial report that gives a true and fair view and is free from material misstatement, whether due to fraud or error.

### *Auditor's Responsibility*

Our responsibility is to express a conclusion on the half-year financial report based on our review. We conducted our review in accordance with Auditing Standard on Review Engagements ASRE 2410 *Review of a Financial Report Performed by the Independent Auditor of the Entity*, in order to state whether, on the basis of the procedures described, we have become aware of any matter that makes us believe that the half-year financial report is not in accordance with the *Corporations Act 2001* including: giving a true and fair view of the Fund's financial position as at 31 December 2013 and its performance for the half-year ended on that date; and complying with Accounting Standard AASB 134 *Interim Financial Reporting* and the *Corporations Regulations 2001*. As the auditor of the Fund, ASRE 2410 requires that we comply with the ethical requirements relevant to the audit of the annual financial report.

A review of a half-year financial report consists of making enquiries, primarily of persons responsible for financial and accounting matters, and applying analytical and other review procedures. A review is substantially less in scope than an audit conducted in accordance with Australian Auditing Standards and consequently does not enable us to obtain assurance that we would become aware of all significant matters that might be identified in an audit. Accordingly, we do not express an audit opinion.


*Auditor's Independence Declaration*

In conducting our review, we have complied with the independence requirements of the *Corporations Act 2001*. We confirm that the independence declaration required by the *Corporations Act 2001*, which has been given to the directors of the Responsible Entity, would be in the same terms if given to the directors as at the time of this auditor's review report.

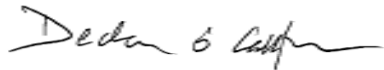
*Conclusion*

Based on our review, which is not an audit, we have not become aware of any matter that makes us believe that the half-year financial report of the Fund is not in accordance with the *Corporations Act 2001*, including:

- (a) giving a true and fair view of the Fund's financial position as at 31 December 2013 and of its performance for the half-year ended on that date; and
- (b) complying with Accounting Standard AASB 134 *Interim Financial Reporting* and the *Corporations Regulations 2001*.



DELOITTE TOUCHE TOHMATSU



Declan O'Callaghan  
Partner  
Chartered Accountants  
Sydney, 12<sup>th</sup> March 2014