

# Annual Report 2023

Fremantle Community Financial  
Services Limited

Community Bank  
Fremantle

ABN 41 114 925 174



# Chair's Report

For year ending 30 June 2023

What a difference a year makes.

In October we moved to new premises in Parry St under the Victorian Pavilion at Fremantle Community Bank Oval. This small footprint Branch has enabled our lending team to provide a faster and more mobile service resulting in a better experience for our customers. Our Branch Manager can now meet you at a location of your choice. The Branch still provides that individual, specialised and attentive service but increasingly we are using online services to do our banking as we rapidly move away from cash transactions.

Our profit has returned and our commitment to support our regular partners such as South Fremantle Football Club, St Patrick's Long Table and Fremantle Rotary's *Give a Can, Give a Damn* has continued.

With our focus on moving the Branch to the new premises our usual Director recruitment and increasing our community partnerships was put on hold whilst we settled into the new Branch and monitored developments in the banking environment. With our reserves replenished we are set to increase our community contributions and recruit some new Directors.

I am blessed to work with a group of Directors, who willing give up their time and expertise to promote and support our social enterprise and unique point of difference. By banking with a Community Bank not only are you part of one of the biggest social enterprise movements in the world, you also know that profits made by the enterprise are invested back into the Fremantle region. A huge thankyou to the Directors, it is a pleasure to work with such a dedicated group of people.

Thank you to Peter Cirillo, our Branch Manager and the wonderful Fremantle team that he leads. The service they provide is outstanding.

Thank you also to our banking partner Bendigo Bank and the WA State Office personnel for your support and encouragement.

Thank you to our shareholders who support this unique endeavour and to our customers who reap the benefits of a local team and an attentive and responsive Branch Manager.

We continue to be very excited about our future.



Debra Rule

Chair

# Branch Manager's Report

The 2023 financial year has been a challenging year for most small businesses. The competitive landscape in the financial services industry, fuelled by succession of Reserve Bank of Australia rate increases has resulted in continued market pressure. Given ten consecutive rate increases our margins have seen an upward trends, affecting both lending and deposit rates.

While the focus is on being able to source and write more business, ensuring existing customers are looked after is a priority. As interest rates continue to head upwards, a review of existing customers Banking facilities is being performed to meet competitors to avoid any potential run-off.

As of 30<sup>th</sup> June 2023, we have a full complement of 6 staff, comprising of myself as Branch Manager, Home Lending Specialist, Branch Operations Manager and three Customer Service Officers. We continue to plan and improve to ensure our customers financial needs and goals are being met as well as strive for a larger share of the home loan and at call/term deposit market. The board have and continue to support this plan.

While there are still many challenges ahead, the potential for Fremantle and surrounding areas is endless. Within the 2022/2023 financial year has seen some positive results in our portfolio as follows:

- Lending – Book Value of \$34,338,405 (down from \$35,283,402 in previous year)
- Deposits – Book Value of \$91,088,939 (up from \$73,995,369 in previous year)
- Other Business – Book Value of \$25,997,165 (down from \$26,633,856 in previous year)
- Total Business – Book Value of \$152,074,861 (up from \$136,543,768 of total funds under management in previous year).

The year ahead will see our focus continue towards growth in our retail banking lending portfolio as well as focusing on reconnecting Business Banking division.

It is also important to note that as our customers and shareholders, you are our strongest advocates to let people know about the great things that we can achieve together.

My thanks to the Board of Directors for all their support and the continued confidence and trust they have placed in me and my staff to deliver positive results for us all.



Peter Cirillo  
Branch Manager

Community Bank Report 2023  
BEN Message  
August 2023

Community and customer will always be at the heart of what we do at Bendigo and Adelaide Bank.

Together, we're setting up Community Banking for the future - growing our impact as a leading social impact movement to transform communities across Australia.

As we continue to evolve to meet the needs of our customers, we should feel proud that more Australians are choosing to do their banking with us and trust us with their financial goals. Our position as Australia's most trusted bank (Roy Morgan) reflects the esteem we are held in by our customers, and communities.

This year has been particularly significant for us. After five years apart, we had the opportunity to come together in person and connect through our State Connect program and in Bendigo at our National Conference in September. It has also been a record-breaking year for Community Bank with more than \$32 million invested into local communities nationwide. This is our highest year on record and underscores our ongoing commitment to our customers and communities.

Reflecting on the 25 years since we opened our first Community Bank, I'm so grateful to the hard work of many passionate Directors (past and present). Everything we have done and continue to do is focused on our purpose to feed into the prosperity of our customers and communities, not off it.

On behalf of the Bank, thank you for continuing to play an essential role in supporting your community. I look forward to seeing us grow together and make a positive impact for generations to come.

Warmest regards,

**Justine Minne**  
**Bendigo and Adelaide Bank**



As a shareholder in your local Community Bank, you belong to an incredible social enterprise network that to date has reinvested more than \$300 million in our local communities.

And now, as we celebrate our 25<sup>th</sup> anniversary milestone, we are evolving even further by sharpening our focus on our community enterprises – separate to the banking side of the business. We are uniting our Community Bank companies through a shared vision of being the most influential network of social enterprises in Australia. This means we'll have a bigger and better story to tell about how we collectively deliver impact.

Our future is together because of our extraordinary strength and aligned partnership with each other, and with our partner, Bendigo and Adelaide Bank. Our partnership with the Bank has been fashioned out of shared effort, risk and reward and it continues to serve us well.

And now even with the digital evolution upon us, the foundation of our future still relies on the guiding principles of the Community Bank model. We are community enterprises and the custodians of this incredible model that collaborates with local communities for social good. The objective of our Community Bank network remains the same. Our evolution will be evidenced by the channels that we use to connect with our customers and communities, digital by design and human where it matters.

The Community Bank network was a first mover in Australia with its unique social enterprise model. The first Community Bank opened its doors in 1998, and since then, the network has grown to 307 Community Bank branches. The network represents a diverse cross-section of Australia with 240 social enterprises, 70,000+ shareholders, 1600+ volunteer directors, 1600+ staff and 905,000 customers located in metro, regional, rural and remote locations across the country.

The Community Bank network creates impact through grants, donations and sponsorships that connect with and care for generations of Australians. Network investment ranges from sport, scholarships and school programs, through to community groups, cultural organisations and local councils. We also facilitate and attract partnerships to help support much needed community projects.

The Community Bank National Council (CBNC) is the voice of the Community Bank network. The role of the CBNC is to advocate and influence on behalf of the 240 community enterprises with its partner. It has also been the role of the CBNC to oversee the development of the Community Network Strategy which exists to ensure the ongoing sustainability of this unique collective of social enterprises.

In September this year our Community Bank network celebrates 25 years. It's a tremendous milestone and one which we're hugely proud of achieving. We have never been stronger and we look forward to continuing to serve our shareholders, customers and communities as we embrace our exciting future.

Warm regards

Sarah Franklyn  
**CBNC Chair**

# Corporate Governance

The Board is comprised entirely of voluntary non-executive independent Directors. The skills experience and composition of the Board is detailed in the Director's report. Details of the Director's shareholdings, their remuneration and any transactions which they have conducted with the company are included in the Director's reports and Notes to the financial statements.

The Board has committed to a high standard of corporate governance, financial reporting and integrity throughout the company's operations. The following subcommittees have been established to assist and advise the Board.

- Audit and Risk
- Human Resources
- Marketing and Sponsorship

During 2023 the Board continued to take on the work of the Audit and Risk and Marketing and Sponsorship sub-committees. The Human Resources Committee met a number of times during the year.

## **Independent Professional Advice**

Directors have the right to seek independent professional advice in the furtherance of their duties as Directors at the company's expense. Written approval must be obtained from the Chairperson prior to incurring any expense on behalf of the company.

## **Risk Management**

The Board regularly monitors the operational and financial performance of the company against budget and other key performance measures. The Board receives advice on areas of operational and financial risks and develops strategies in conjunction with management to mitigate those risks.

## **Communication with Shareholders**

The Board of Directors aims to ensure that shareholders, on behalf of whom they act, are informed of all major developments affecting the company's activities and its state of affairs, including information necessary to assess the performance of the Directors.

Communication with shareholders is achieved through the distribution of the following information:

- The Annual Report is made available to all shareholders at <https://www.bendigobank.com.au/branch/wa/fremantle-community-bank-branch/>
- The Annual General Meeting to obtain shareholder approval for Board action as appropriate
- Announcements on the National Stock (NSX) at [www.nsx.com.au](http://www.nsx.com.au)

The Board strives to ensure company announcements via the NSX are made in a timely manner, are factual and expressed in a clear and objective manner.

# Dividend Payment History

---

Dividend to shareholders			
Financial Year	Amount Per Share	Franking Level %	Date Paid
2022/2023	0.03	100	16 Dec 2022
2021/2022	0.03	100	8 Dec 2021
2020/2021	0.05	100	8 Dec 2020
2019/2020	0.03	100	17 Dec 2019
2018/2019	0.04	100	6 Dec 2018
2017/2018	0.05	0	7 Nov 2017
2016/2017	0.05	0	8 Dec 2016
2015/2016	0.05	0	10 Dec 2015
2014/2015	0.05	0	17 Dec 2014
2013/2014	0.03	0	20 Dec 2013
2012/2013	0.03	0	22 Dec 2012

# Community Contributions History

---

Financial Year	Community Contributions \$
2022/2023	269,456
2021/2022	89,558
2020/2021	88,200
2019/2020	85,015
2018/2019	98,081
2017/2018	102,681
2016/2017	99,918
2015/2016	93,705
2014/2015	77,629
2013/2014	89,722
2012/2013	84,971
2011/2012	55,838
2010/2011	70,630
2009/2010	45,173
2005-2009	24,093



**FREMANTLE COMMUNITY FINANCIAL SERVICES LIMITED**

**ABN 41 114 925 174**

**Financial report for the year ended 30 June 2023**

**C O N T E N T S**

Directors' Report

Auditor's Independence Declaration

Statement of Profit or Loss and Other Comprehensive Income

Statement of Financial Position

Statement of Changes in Equity

Statement of Cash Flows

Notes to the Financial Statements

Directors' Declaration

Independent Auditor's Report

# FREMANTLE COMMUNITY FINANCIAL SERVICES LIMITED

ABN 41 114 925 174

## Financial report for the year ended 30 June 2023

### DIRECTORS' REPORT

Your directors present their report, together with the financial statements of the Company for the financial year ended 30 June 2023.

#### Directors

The names of Directors in office at any time during or since the end of the year are:

##### *Arnold Bartholomew Houwen*

Position:	Non-Executive Director
Occupation:	Business Development Consultant
Qualifications:	
Background Information:	After a 25 year career in IT which included stints overseas, Bart now works from a home office and is an active community representative of the Cockburn Sound Management Council, and a former Member of Cockburn City Council. Bart is a director of Houwen Enterprise Pty Ltd trading as Inxpress Cockburn. Recreational pursuits include golf, and sailing.
Directorships held in other entities:	Nil
Interest in shares and options:	500 Shares

##### *Debra Anne Rule*

Position:	Non-Executive Director / Chairperson
Occupation:	Company Director
Qualifications:	MSc, BEd, GradDipSc, DipTeach, GradDipACG, GIA(Cert), GAICD
Background Information:	Debra grew up and lives in Fremantle; she has a background in education, strategic planning and information services. She has held senior roles in both the public and private sectors and is the Chair of Wheatbelt NRM Inc, the former Chair of two not for profit organisations and the Director of two Pty Ltd companies. In her spare time, she enjoys planting trees and being part of a developing plantation sandalwood industry.
Directorships held in other entities:	Nil
Interest in shares and options:	10,500 Shares (direct); 500 Shares (indirect)

## **FREMANTLE COMMUNITY FINANCIAL SERVICES LIMITED**

**ABN 41 114 925 174**

### **Financial report for the year ended 30 June 2023**

#### *John Alexander Bird*

Position:	Non-Executive Director / Treasurer
Occupation:	Self Employed
Qualifications:	BSc, FCA, GAICD, Grad Cert (Business)
Background Information:	John has a background in business and as a Chartered Accountant, and brings wide experience in corporate governance and financial management to the board of Fremantle Community Bank. John is a graduate of the Australian Institute of Company Directors and Fellow of the Institute of Chartered Accountants in Australia and New Zealand, and is on the board of Public Art for Fremantle Inc. He is a passionate and active proponent of the culture, history, social development and prosperity of Fremantle and is keen for the Fremantle Community Bank to play a key part in these.
Directorships held in other entities:	Nil
Interest in shares and options	7,430 shares

#### *Sharon Jane Rudderham (appointed 22 February 2021)*

Position:	Non-Executive Director/Company Secretary
Occupation:	Psychologist
Qualifications:	BPsych, MPsyCh
Background Information:	Sharon is a Registered Psychologist with leadership experience in human resources, organisational change, leadership development, and employee engagement, predominantly in the Mining and Oil & Gas sectors. Sharon is employed by a psychological services company focused on creating mentally healthy workplaces. Sharon is passionate about and an advocate for preventative mental health, community and culture, and has a strong connection to the Fremantle area. She is a volunteer member of the SES and volunteers for animal rescue and supporting children in foster care.
Directorships held in other entities:	Nil
Interest in shares and options:	Nil

#### *David Basil Stone (appointed 4 February 2021)*

Position:	Non-Executive Director
Occupation:	Project manager
Qualifications:	BArch
Background Information:	David has been actively engaged for over 35 years in the property development and construction industry as an architect, project manager and development manager, representing various national and international corporate companies in the delivery of a large range of complex and varied developments from concept to completion, a number of which are in Fremantle.
Directorships held in other entities:	Nil
Interest in shares and options:	Nil

#### *Hannah Jane Sutton (appointed 4 February 2021)*

Position:	Non-Executive Director
Occupation:	Senior Sustainability Consultant

**FREMANTLE COMMUNITY FINANCIAL SERVICES LIMITED**

**ABN 41 114 925 174**

**Financial report for the year ended 30 June 2023**

Qualifications: GSAP, ISAP, BA Hons

Background Information: Hannah is born and bred in Fremantle and is currently working in the Sustainability space as a project manager in sustainability strategy, compliance, and ratings. Her experience includes the mining sector, major infrastructure projects, businesses, contractors and state government and local government.

Directorships held in other entities: Nil

Interest in shares and options: Nil

**Company Secretary**

Sharon Rudderham

## FREMANTLE COMMUNITY FINANCIAL SERVICES LIMITED

ABN 41 114 925 174

### Financial report for the year ended 30 June 2023

#### Directors meetings attended

During the financial year, 13 meetings of directors (including committees of directors) were held. Attendances by each Director during the year were as follows:

Names of Directors	Directors' Meetings		Human Resource Committee		Audit & Risk Committee		Marketing and Sponsorship	
	Number eligible to attend	Number attended	Number eligible to attend	Number attended	Number eligible to attend	Number attended	Number eligible to attend	Number attended
Arnold Houwen	11	10	2	2	-	-	-	-
Debra Rule	11	11	2	2	-	-	-	-
John Bird	11	11	-	-	-	-	-	-
David Stone	11	5	-	-	-	-	-	-
Sharon Rudderham	11	7	2	2	-	-	-	-
Hannah Sutton	11	9	-	-	-	-	-	-

#### Principal activity and review of operations

The principal activity and focus of the Company's operations during the year was the operation of a Branch of Bendigo and Adelaide Bank Limited, pursuant to a franchise agreement.

#### Operating results

The profit of the Company after providing for income tax amounted to \$103,709 (2022: Loss \$38,446).

The company was established to derive profits from local banking activity and use these profits in particular to support community organisations local to the Fremantle region. It has done so to the tune of \$269,456 in 2023 (2022: \$89,558). Of the \$269,456 in sponsorship, \$200,000 of it relates to a tax-deductible contribution to Community Enterprise Charitable Fund.

#### Dividends paid or recommended

The Company declared dividends of \$22,103 during the year (2022: \$22,103).

#### Financial position

The net assets of the Company were \$728,251 as of 30 June 2023 (2022: \$646,645).

The directors believe the Company is in a stable financial position.

#### Significant changes in state of affairs

In the opinion of the Directors, there were no significant changes in the state of affairs of the Company that occurred during the financial year under review, not otherwise disclosed in these financial statements.

## **FREMANTLE COMMUNITY FINANCIAL SERVICES LIMITED**

**ABN 41 114 925 174**

### **Financial report for the year ended 30 June 2023**

#### **After balance date events**

No matters or circumstances have arisen since the end of the financial year that significantly affected or may significantly affect the operations of the Company, the results of those operations, or the state of affairs of the Company in future financial years.

#### **Future developments**

Other than as disclosed, likely developments in the operations of the Company and the expected results of those operations in future financial years have not been included in this report, as the inclusion of such information is not reasonably certain, may mislead, or is likely to result in unreasonable prejudice to the Company.

#### **Options**

No options over issued shares or interests in the Company were granted to Directors or Executives during or since the end of the financial year and there were no options outstanding at the date of this report.

The Directors and Executives do not own any options over issued shares or interests in the Company at the date of this report.

#### **Indemnifying officers or auditor**

Indemnities have been given, during and since the end of the financial year, for any persons who are or have been a director or an officer, but not an auditor, of the Company. The insurance contract prohibits disclosure of any details of the cover.

#### **Environmental issues**

The Company's operations are not regulated by any significant environmental regulation under a law of the Commonwealth, State or Territory.

#### **Proceedings on behalf of Company**

No person has applied for leave of Court to bring proceedings on behalf of the Company or intervene in any proceedings to which the Company is a party for the purpose of taking responsibility on behalf of the Company for all or any part of those proceedings.

The Company was not a party to any such proceedings during the year.

#### **Corporate governance**

The Company has implemented various corporate governance practices, which include:

- a) Director approval of operating budgets and monitoring of progress against these budgets;
- b) Ongoing Director training; and
- c) Monthly Director meetings to discuss performance and strategic plans

The Company has not appointed a separate audit committee due to the size and nature of operations. The normal functions and responsibilities of an audit committee have been assumed by the Board.

**FREMANTLE COMMUNITY FINANCIAL SERVICES LIMITED**

**ABN 41 114 925 174**

**Financial report for the year ended 30 June 2023**

**Non-audit services**

The Board is satisfied that the provision of non-audit services during the year (by the auditor) is compatible with the general standard of independence for auditors imposed by the *Corporations Act 2001*. The Directors are satisfied that the services disclosed below did not compromise the external auditor's independence for the following reasons:

- all non-audit services are reviewed and approved by the Board prior to commencement to ensure they do not adversely affect the integrity and objectivity of the auditor; and
- the nature of the services provided do not compromise the general principles relating to auditor independence in accordance with APES 110: Code of Ethics for Professional Accountants set by the Accounting Professional and Ethical Standards Board.

During the year, the Company's auditor, Stantons International Audit and Consulting Pty Ltd, did not provide any non-audit services. In the prior year, then auditor RSM Australia Pty Ltd provided taxation services for \$11,800.

# **FREMANTLE COMMUNITY FINANCIAL SERVICES LIMITED**

**ABN 41 114 925 174**

## **Financial report for the year ended 30 June 2023**

### **REMUNERATION REPORT**

This report details the nature and amount of remuneration for each key management person of the Company.

#### **Remuneration of Directors**

No income was paid or was payable or otherwise made available to the Directors of the Company during the years ended 30 June 2022 and 30 June 2023.

#### **Remuneration policy key management**

No other key management personnel other than the Directors was identified.

#### **Performance-based remuneration**

Key management personnel's remuneration package is not linked to a performance-based component.

#### **Company performance, shareholder wealth and executive remuneration**

Shareholder wealth is not linked to key management personnel remuneration

#### **Key management personnel remuneration policy**

Key management personnel do not receive remuneration.

#### **Performance income as a proportion of total remuneration**

There are no performance-based bonuses paid to key management personnel.

The key management personnel of the company consisted of the following directors of Fremantle Community Financial Services Limited:

- Arnold Bartholomew Houwen
- Debra Ann Rule
- John Alexander Bird
- David Stone
- Sharon Rudderham
- Hannah Sutton



**FREMANTLE COMMUNITY FINANCIAL SERVICES LIMITED**

**ABN 41 114 925 174**

**Financial report for the year ended 30 June 2023**

**Additional disclosures relating to key management personnel**

	Short-term benefits			Post-employment benefits	Long-term benefits	Share-based payments	
	Cash salary and fees	Termination benefits	Non-monetary	Super-annuation	Long service leave	Equity-settled	Total
<b>2023</b>	\$	\$	\$	\$	\$	\$	\$
Arnold Houwen	-	-	-	-	-	-	-
Debra Ann Rule	-	-	-	-	-	-	-
John Alexander Bird	-	-	-	-	-	-	-
David Stone	-	-	-	-	-	-	-
Sharon Rudderham	-	-	-	-	-	-	-
Hannah Sutton	-	-	-	-	-	-	-
	<u>-</u>	<u>-</u>	<u>-</u>	<u>-</u>	<u>-</u>	<u>-</u>	<u>-</u>

	Short-term benefits			Post-employment benefits	Long-term benefits	Share-based payments	
	Cash salary and fees	Termination benefits	Non-monetary	Super-annuation	Long service leave	Equity-settled	Total
<b>2022</b>	\$	\$	\$	\$	\$	\$	\$
Arnold Houwen	-	-	-	-	-	-	-
Debra Rule	-	-	-	-	-	-	-
John Alexander Bird	-	-	-	-	-	-	-
Luke Hall <sup>1</sup>	-	-	-	-	-	-	-
David Stone	-	-	-	-	-	-	-
Sharon Rudderham	-	-	-	-	-	-	-
Hannah Sutton	-	-	-	-	-	-	-
	<u>-</u>	<u>-</u>	<u>-</u>	<u>-</u>	<u>-</u>	<u>-</u>	<u>-</u>

<sup>1</sup> Resigned 28 February 2022

**FREMANTLE COMMUNITY FINANCIAL SERVICES LIMITED**

**ABN 41 114 925 174**

**Financial report for the year ended 30 June 2023**

Proportion of remuneration linked to performance and the fixed proportion are as follows:

<b>Name</b>	<b>Fixed remuneration</b>		<b>At risk - STI</b>		<b>At risk - LTI</b>	
	<b>2023</b>	<b>2022</b>	<b>2023</b>	<b>2022</b>	<b>2023</b>	<b>2022</b>
Arnold Houwen	-	-	-	-	-	-
Debra Rule	-	-	-	-	-	-
John Alexander Bird	-	-	-	-	-	-
David Stone	-	-	-	-	-	-
Sharon Rudderham	-	-	-	-	-	-
Hannah Sutton	-	-	-	-	-	-

*Shareholding*

The number of shares in the company held during the financial year by each director and other members of key management personnel of the company, including their personally related parties, is set out below.

**2023**

*Directors*

**Ordinary Shares**

	<i>Balance at beginning of period</i>	<i>Purchased during the period</i>	<i>Other changes</i>	<i>Balance at end of period</i>
Arnold Houwen	500	-	-	500
Debra Rule	10,500	-	-	10,500
Debra Rule - Indirectly	500	-	-	500
John Alexander Bird	1,930	5,500	-	7,430
David Stone	-	-	-	-
Sharon Rudderham	-	-	-	-
Hannah Sutton	-	-	-	-
	<b>13,430</b>	<b>5,500</b>	<b>-</b>	<b>18,930</b>

*Other transactions with key management personnel and their related parties*

There were no transactions with management personnel and their related parties in the current financial year.

**Additional information**

The earnings of the company for the five years to 30 June 2023 are summarised below:

	<b>2023</b>	<b>2022</b>	<b>2021</b>	<b>2020</b>	<b>2019</b>
Sales revenue	1,240,036	722,393	793,897	917,328	854,731
EBITDA	236,317	(26,571)	127,329	308,117	95,106
EBIT	143,080	(50,223)	18,040	166,440	68,965
Profit after income tax	103,709	(38,446)	13,915	121,621	49,439

**FREMANTLE COMMUNITY FINANCIAL SERVICES LIMITED**

**ABN 41 114 925 174**

**Financial report for the year ended 30 June 2023**

The factors that are considered to affect total shareholders return ('TSR') are summarised below:

	2023	2022	2021	2020	2019
Share price at financial year end (\$)	0.40	0.40	0.50	0.50	0.50
Total dividends declared (cents per share)	0.03	0.03	0.05	0.03	0.04
Basic earnings per share (cents per share)	14.07	-5.22	1.89	16.51	6.71

**Auditor's Independence Declaration**

The auditor's independence declaration under s 307C of the *Corporations Act 2001* for the year ended 30 June 2023 is included within the financial statements.


This Report of the Directors, incorporating the Remuneration Report, is signed in accordance with a resolution of the Board of Directors, pursuant to section 298(2)(a) of the *Corporations Act 2001*.

Directors



Debra Rule

John Bird



Dated this

13

day of September 2023



PO Box 1908  
West Perth WA 6872  
Australia

Level 2, 40 Kings Park Road  
West Perth WA 6005  
Australia

Tel: +61 8 9481 3188  
Fax: +61 8 9321 1204

ABN: 84 144 581 519  
[www.stantons.com.au](http://www.stantons.com.au)

13 September 2023

Board of Directors,  
Fremantle Community Financial Services Limited,  
9 Adelaide Street,  
Fremantle WA 6160

Dear Directors

**RE: FREMANTLE COMMUNITY FINANCIAL SERVICES LIMITED**

In accordance with section 307C of the *Corporations Act 2001*, I am pleased to provide the following declaration of independence to the Directors of Fremantle Community Financial Services Limited.

As Audit Director for the audit of the financial statements of Fremantle Community Financial Services Limited for the year ended 30 June 2023, I declare that to the best of my knowledge and belief, there have been no contraventions of:

- (i) the auditor independence requirements of the *Corporations Act 2001* in relation to the audit; and
- (ii) any applicable code of professional conduct in relation to the audit.

Yours faithfully

**STANTONS INTERNATIONAL AUDIT AND CONSULTING PTY LIMITED**  
**(An Authorised Audit Company)**

**Eliya Mwale**  
**Director**

**FREMANTLE COMMUNITY FINANCIAL SERVICES LIMITED**

**ABN 41 114 925 174**

**Financial report for the year ended 30 June 2023**

**STATEMENT OF PROFIT OR LOSS AND OTHER COMPREHENSIVE INCOME  
FOR THE YEAR ENDED 30 JUNE 2023**

		<b>2023</b>	<b>2022</b>
	<b>Note</b>	<b>\$</b>	<b>\$</b>
Revenue	2	1,240,036	722,393
Employee benefits expense		(424,780)	(357,824)
Depreciation and amortisation expense		(93,237)	(23,652)
Finance Costs		(3,832)	(575)
Other expenses	3(a)	<u>(578,939)</u>	<u>(391,140)</u>
Profit before income tax		139,248	(50,798)
Income tax expense	0	<u>(35,539)</u>	<u>12,352</u>
<b>Profit after income tax expense for the year</b>		<b>103,709</b>	<b>(38,446)</b>
		<hr/>	<hr/>
<b>Other comprehensive income</b>		<b>-</b>	<b>-</b>
		<hr/>	<hr/>
<b>Total comprehensive income for the year attributable to members</b>		<b>103,709</b>	<b>(38,446)</b>
		<hr/>	<hr/>
<b>Earnings per share</b>			
Basic earnings per share (cents per share)		14.07	(5.22)
Diluted earnings per share (cents per share)		14.07	(5.22)

The accompanying notes form part of these financial statements

**FREMANTLE COMMUNITY FINANCIAL SERVICES LIMITED**

**ABN 41 114 925 174**

**Financial report for the year ended 30 June 2023**

**STATEMENT OF FINANCIAL POSITION  
AS AT 30 JUNE 2023**

		<b>2023</b>	<b>2022</b>
	<b>Note</b>	<b>\$</b>	<b>\$</b>
<b>CURRENT ASSETS</b>			
Cash and cash equivalents	0	542,019	584,193
Trade and other receivables	0	126,319	72,262
Other assets	8	5,712	5,662
Current tax assets	22	-	8,226
<b>TOTAL CURRENT ASSETS</b>		<b>674,050</b>	<b>670,343</b>
<b>NON-CURRENT ASSETS</b>			
Other assets	8	-	32,732
Plant and equipment	9	240,849	14,923
Intangible assets	10	38,577	52,871
Deferred tax assets	22	6,162	15,825
<b>TOTAL NON-CURRENT ASSETS</b>		<b>285,588</b>	<b>116,352</b>
<b>TOTAL ASSETS</b>		<b>959,638</b>	<b>786,694</b>
<b>CURRENT LIABILITIES</b>			
Trade and other payables	11	121,495	89,611
Lease liabilities	12	24,539	10,577
Short-term provisions	13	17,127	6,698
Current tax liability	22	26,648	-
<b>TOTAL CURRENT LIABILITIES</b>		<b>189,809</b>	<b>106,886</b>
<b>NON-CURRENT LIABILITIES</b>			
Trade and other payables	11	14,294	28,587
Lease liabilities	12	27,284	4,576
<b>TOTAL NON-CURRENT LIABILITIES</b>		<b>41,578</b>	<b>33,163</b>
<b>TOTAL LIABILITIES</b>		<b>231,387</b>	<b>140,049</b>
<b>NET ASSETS</b>		<b>728,251</b>	<b>646,645</b>
<b>EQUITY</b>			
Issued capital	14	736,759	736,759
Accumulated (losses)		(8,508)	(90,114)
<b>TOTAL EQUITY</b>		<b>728,251</b>	<b>646,645</b>

**FREMANTLE COMMUNITY FINANCIAL SERVICES LIMITED**

**ABN 41 114 925 174**

**Financial report for the year ended 30 June 2023**

The accompanying notes form part of these financial statements

**STATEMENT OF CHANGES IN EQUITY  
FOR THE YEAR ENDED 30 JUNE 2023**

	<b>Issued Capital</b>	<b>Accumulated Losses</b>	<b>Total</b>
	<b>\$</b>	<b>\$</b>	<b>\$</b>
<b>Balance at 1 July 2021</b>	736,759	(29,565)	707,194
Total comprehensive income for the year attributable to members	-	(38,446)	(38,446)
<i>Transactions with owners in their capacity as owners</i>			
Dividends declared during the year (note 17)	-	(22,103)	(22,103)
<b>Balance at 30 June 2022</b>	<b>736,759</b>	<b>(90,114)</b>	<b>646,645</b>
<b>Balance at 1 July 2022</b>	736,759	(90,114)	646,645
Total comprehensive income for the year attributable to members	-	103,709	103,709
<i>Transactions with owners in their capacity as owners</i>			
Dividends declared during the year (note 17)	-	(22,103)	(22,103)
<b>Balance at 30 June 2023</b>	<b>736,759</b>	<b>(8,508)</b>	<b>728,251</b>

The accompanying notes form part of these financial statements

**FREMANTLE COMMUNITY FINANCIAL SERVICES LIMITED****ABN 41 114 925 174****Financial report for the year ended 30 June 2023****STATEMENT OF CASH FLOWS  
FOR THE YEAR ENDED 30 JUNE 2023**

	Note	2023	2022
		\$	\$
<b>CASH FLOWS FROM OPERATING ACTIVITIES</b>			
Receipts from customers		1,182,158	705,097
Payments to suppliers and employees		(946,242)	(747,330)
Interest revenue		3,822	12,927
Tax paid		8,998	4,764
Net cash provided by operating activities	15	248,736	(24,542)
<b>CASH FLOWS FROM INVESTING ACTIVITIES</b>			
Purchase of plant, equipment, and intangibles		(243,652)	(14,294)
Net cash used in investing activities		(243,652)	(14,294)
<b>CASH FLOWS FROM FINANCING ACTIVITIES</b>			
Dividend Paid		(18,880)	(18,686)
Lease payments		(28,378)	(6,491)
Net cash used in financing activities		(47,258)	(25,177)
Net (decrease)/increase in cash held		(42,174)	(64,013)
Cash and cash equivalents at beginning of the financial year		584,193	648,206
<b>Cash and cash equivalents at end of the financial year</b>	6	<b>542,019</b>	<b>584,193</b>

The accompanying notes form part of these financial statements



# FREMANTLE COMMUNITY FINANCIAL SERVICES LIMITED

ABN 41 114 925 174

## Financial report for the year ended 30 June 2023

### 1. Statement of significant accounting policies

The financial report is a general purpose financial report that has been prepared in accordance with Australian Accounting Standards, Australian Accounting Interpretations, other authoritative pronouncements of the Australian Accounting Standards Board and the *Corporations Act 2001*.

The financial report covers the Company as an individual entity. The Company is a public Company, incorporated and domiciled in Australia.

Australian Accounting Standards set out accounting policies that the Australian Accounting Standards Board (AASB) has concluded would result in a financial report containing relevant and reliable information about transactions, events and conditions. Compliance with Australian Accounting Standards ensures that the financial statements and notes also comply with International Financial Reporting Standards. Material accounting policies adopted in the preparation of this financial report are presented below and have been consistently applied unless otherwise stated.

The financial report has been prepared on an accruals basis and is based on historical costs modified where applicable by the measurement at fair value of selected non-current assets, financial assets and financial liabilities.

The financial statements were authorised for issue on 13 September 2023 by the Directors of the Company.

The financial statements have been prepared on the going concern basis, which contemplates continuity of normal business activities and the realisation of assets and discharge of liabilities in the normal course of business.

#### New Accounting Standards for Application in Future Periods

Australian Accounting Standards and Interpretations that have recently been issued or amended but are not yet mandatory, have not been early adopted by the Company for the annual reporting period ended 30 June 2023. The Company's assessment of the impact of these new or amended Accounting Standards and Interpretations, most relevant to the Company, are set out below.

#### aa. New and Amended Accounting Policies Adopted by the Group

##### ***AASB 2020-3: Amendments to Australian Accounting Standards – Annual Improvements 2018–2020 and Other Amendments***

The Entity adopted AASB 2020-3 which makes some small amendments to a number of standards including the following: AASB 1, AASB 3, AASB 9, AASB 116, AASB 137 and AASB 141.

The adoption of the amendment did not have a material impact on the financial statements.

##### ***AASB 2021-7a: Amendments to Australian Accounting Standards – Effective Date of Amendments to AASB 10 and AASB 128 and Editorial Corrections***

AASB 2020-7a makes various editorial corrections to a number of standards effective for reporting periods beginning on or after 1 January 2022. The adoption of the amendment did not have a material impact on the financial statements.

#### New and Amended Accounting Policies Not Yet Adopted by the Entity

##### ***— AASB 2020-1: Amendments to Australian Accounting Standards – Classification of Liabilities as Current or Non-current***

The amendment amends AASB 101 to clarify whether a liability should be presented as current or non-current.

The Group plans on adopting the amendment for the reporting period ending 30 June 2024 along with the adoption of AASB 2022-6. The amendment is not expected to have a material impact on the financial statements once adopted.

##### ***— AASB 2022-6: Amendments to Australian Accounting Standards – Non-current Liabilities with Covenants***

# FREMANTLE COMMUNITY FINANCIAL SERVICES LIMITED

ABN 41 114 925 174

## NOTES TO THE FINANCIAL STATEMENTS

### Financial report for the year ended 30 June 2023

AASB 2022-6 amends AASB 101 to improve the information an entity provides in its financial statements about liabilities arising from loan arrangements for which the entity's right to defer settlement of those liabilities for at least 12 months after the reporting period is subject to the entity complying with conditions specified in the loan arrangement. It also amends an example in Practice Statement 2 regarding assessing whether information about covenants is material for disclosure.

The Group plans on adopting the amendment for the reporting period ending 30 June 2024. The amendment is not expected to have a material impact on the financial statements once adopted.

— *AASB 2021-2: Amendments to Australian Accounting Standards – Disclosure of Accounting Policies and Definition of Accounting Estimates*

The amendment amends AASB 7, AASB 101, AASB 108, AASB 134 and AASB Practice Statement 2. These amendments arise from the issuance by the IASB of the following International Financial Reporting Standards: Disclosure of Accounting Policies (Amendments to IAS 1 and IFRS Practice Statement 2) and Definition of Accounting Estimates (Amendments to IAS 8).

The Group plans on adopting the amendment for the reporting period ending 30 June 2024. The impact of the initial application is not yet known.

— *AASB 2021-5: Amendments to Australian Accounting Standards – Deferred Tax related to Assets and Liabilities arising from a Single Transaction*

The amendment amends the initial recognition exemption in AASB 112: *Income Taxes* such that it is not applicable to leases and decommissioning obligations – transactions for which companies recognise both an asset and liability and that give rise to equal taxable and deductible temporary differences.

The Group plans on adopting the amendment for the reporting period ending 30 June 2024. The impact of the initial application is not yet known.

— *AASB 2021-7b & c: Amendments to Australian Accounting Standards – Effective Date of Amendments to AASB 10 and AASB 128 and Editorial Corrections*

AASB 2021-7b makes various editorial corrections to AASB 17 *Insurance Contracts* which applies to annual reporting periods beginning on or after 1 January 2023, with earlier application permitted.

AASB 2021-7c defers the mandatory effective date (application date) of amendments to AASB 10 and AASB 128 that were originally made in AASB 2014-10: *Amendments to Australian Accounting Standards – Sale or Contribution of Assets between an Investor and its Associate or Joint Venture* so that the amendments are required to be applied for annual reporting periods beginning on or after 1 January 2025 instead of 1 January 2018.

The Group plans on adopting the amendments for the reporting periods ending 30 June 2024 and 30 June 2026. The impact of initial application is not yet known.

— *AASB 2022-7: Editorial Corrections to Australian Accounting Standards and Repeal of Superseded and Redundant Standards*

AASB 2022-7 makes editorial corrections to the following standards: AASB 7, AASB 116, AASB 124, AASB 128, AASB 134 and AASB as well as to AASB Practice Statement 2. It also formally repeals superseded and redundant Australian Account Standards as set out in Schedules 1 and 2 to the Standard.

The Group plans on adopting the amendments for the reporting period ending 30 June 2024. The amendment is not expected to have a material impact on the financial statements once adopted.

**(a) Income tax**

The income tax expense/(revenue) for the year comprises current income tax expense/(income) and deferred tax expense/(income).

## **FREMANTLE COMMUNITY FINANCIAL SERVICES LIMITED**

**ABN 41 114 925 174**

### **NOTES TO THE FINANCIAL STATEMENTS**

#### **Financial report for the year ended 30 June 2023**

Current income tax expense charged to the profit or loss is the tax payable on taxable income calculated using applicable income tax rates enacted, or substantially enacted, as at reporting date. Current tax liabilities/(assets) are therefore measured at the amounts expected to be paid to/(recovered from) the relevant taxation authority.

Deferred income tax expense reflects movements in deferred tax asset and deferred tax liability balances during the year as well as unused tax losses.

Current and deferred income tax expense/(income) is charged or credited directly to equity instead of the profit or loss when the tax relates to items that are credited or charged directly to equity.

Deferred tax assets and liabilities are ascertained based on temporary differences arising between the tax bases of assets and liabilities and their carrying amounts in the financial statements. Deferred tax assets also result where amounts have been fully expensed but future tax deductions are available. No deferred income tax will be recognised from the initial recognition of an asset or liability, excluding a business combination, where there is no effect on accounting or taxable profit or loss.

Deferred tax assets and liabilities are calculated at the tax rates that are expected to apply to the period when the asset is realised or the liability is settled, based on tax rates enacted or substantively enacted at reporting date. Their measurement also reflects the manner in which management expects to recover or settle the carrying amount of the related asset or liability.

Deferred tax assets relating to temporary differences and unused tax losses are recognised only to the extent that it is probable that future taxable profit will be available against which the benefits of the deferred tax asset can be utilised.

The carrying amount is recognised and unrecognised deferred tax assets are reviewed at each reporting date. Deferred tax assets recognised are reduced to the extent that it is no longer probable that future taxable profits will be available for the carrying amount to be recovered. Previously unrecognised deferred tax assets are recognised to the extent that it is probable that there are future taxable profits available to recover the asset.

Current tax assets and liabilities are offset where a legally enforceable right of set off exists and it is intended that net settlement or simultaneous realisation and settlement of the respective asset and liability will occur. Deferred tax assets and liabilities are offset where a legally enforceable right of set-off exists, the deferred tax assets and liabilities relate to income taxes levied by the same taxation authority on either the same taxable entity or different taxable entities where it is intended that net settlement or simultaneous realisation and settlement of the respective asset and liability will occur in future periods in which significant amounts of deferred tax assets or liabilities are expected to be recovered or settled.

#### **(b) Plant and equipment**

Each class of plant and equipment is carried at cost or fair value less, where applicable, any accumulated depreciation and impairment losses.

##### **Plant and equipment**

Plant and equipment are measured on the cost basis.

The carrying amount of plant and equipment is reviewed annually by Directors to ensure it is not in excess of the recoverable amount from these assets. The recoverable amount is assessed on the basis of the expected net cash flows that will be received from the asset's employment and subsequent disposal. The expected net cash flows have been discounted to their present values in determining recoverable amounts.

## FREMANTLE COMMUNITY FINANCIAL SERVICES LIMITED

ABN 41 114 925 174

### NOTES TO THE FINANCIAL STATEMENTS

#### Financial report for the year ended 30 June 2023

Subsequent costs are included in the asset's carrying amount or recognised as a separate asset, as appropriate, only when it is probable that future economic benefits associated with the item will flow to the Company and the cost of the item can be measured reliably. All other repairs and maintenance are charged to the statement of comprehensive income during the financial year in which they are incurred.

#### Depreciation

The depreciable amount of all plant and equipment is depreciated on a straight line basis over their useful lives to the entity commencing from the time the asset is held ready for use.

The depreciation rates used for each class of depreciable assets are:

<i>Class of Fixed Asset</i>	<i>Depreciation Rate</i>
Plant and equipment	20% - 37.5%

The assets' residual values and useful lives are reviewed, and adjusted if appropriate, at each reporting date.

An asset's carrying amount is written down immediately to its recoverable amount if the asset's carrying amount is greater than its estimated recoverable amount.

Gains and losses on disposals are determined by comparing proceeds with the carrying amount. These gains or losses are included in the statement of profit or loss and other comprehensive Income.

#### Right-of-use assets

A right-of-use asset is recognised at the commencement date of a lease. The right-of-use asset is measured at cost, which comprises the initial amount of the lease liability, adjusted for, as applicable, any lease payments made at or before the commencement date net of any lease incentives received, any initial direct costs incurred, and, except where included in the cost of inventories, an estimate of costs expected to be incurred for dismantling and removing the underlying asset, and restoring the site or asset.

Right-of-use assets are depreciated on a straight-line basis over the unexpired period of the lease or the estimated useful life of the asset, whichever is the shorter. Where the Company expects to obtain ownership of the leased asset at the end of the lease term, the depreciation is over its estimated useful life. Right-of use assets are subject to impairment or adjusted for any remeasurement of lease liabilities.

The Company has elected not to recognise a right-of-use asset and corresponding lease liability for short-term leases with terms of 12 months or less and leases of low-value assets. Lease payments on these assets are expensed to profit or loss as incurred.

#### (c) Lease liabilities

A lease liability is recognised at the commencement date of a lease. The lease liability is initially recognised at the present value of the lease payments to be made over the term of the lease, discounted using the interest rate implicit in the lease or, if that rate cannot be readily determined, the Company's incremental borrowing rate. Lease payments comprise of fixed payments less any lease incentives receivable, variable lease payments that depend on an index or a rate, amounts expected to be paid under residual value guarantees, exercise price of a purchase option when the exercise of the option is reasonably certain to occur, and any anticipated termination penalties. The variable lease payments that do not depend on an index or a rate are expensed in the period in which they are incurred.

# **FREMANTLE COMMUNITY FINANCIAL SERVICES LIMITED**

**ABN 41 114 925 174**

## **NOTES TO THE FINANCIAL STATEMENTS**

### **Financial report for the year ended 30 June 2023**

Lease liabilities are measured at amortised cost using the effective interest method. The carrying amounts are remeasured if there is a change in the following: future lease payments arising from a change in an index, or a rate used; residual guarantee; lease term; certainty of a purchase option and termination penalties. When a lease liability is remeasured, an adjustment is made to the corresponding right-of use asset, or to profit or loss if the carrying amount of the right-of-use asset is fully written down.

#### **(d) Financial instruments**

Financial assets are initially measured at fair value. Transaction costs are included as part of the initial measurement, except for financial assets at fair value through profit or loss. Such assets are subsequently measured at either amortised cost or fair value depending on their classification. Classification is determined based on both the business model within which such assets are held and the contractual cash flow characteristics of the financial asset unless, an accounting mismatch is being avoided.

Financial assets are derecognised when the rights to receive cash flows have expired or have been transferred and the Company has transferred substantially all the risks and rewards of ownership. When there is no reasonable expectation of recovering part or all of a financial asset, it's carrying value is written off.

Financial assets at fair value through profit or loss

Financial assets not measured at amortised cost or at fair value through other comprehensive income are classified as financial assets at fair value through profit or loss. Typically, such financial assets will be either: (i) held for trading, where they are acquired for the purpose of selling in the short-term with an intention of making a profit, or a derivative; or (ii) designated as such upon initial recognition where permitted. Fair value movements are recognised in profit or loss.

Financial assets at fair value through other comprehensive income

Financial assets at fair value through other comprehensive income include equity investments which the Company intends to hold for the foreseeable future and has irrevocably elected to classify them as such upon initial recognition.

Impairment of financial assets

The Company recognises a loss allowance for expected credit losses on financial assets which are either measured at amortised cost or fair value through other comprehensive income. The measurement of the loss allowance depends upon the Company's assessment at the end of each reporting period as to whether the financial instrument's credit risk has increased significantly since initial recognition, based on reasonable and supportable information that is available, without undue cost or effort to obtain.

Where there has not been a significant increase in exposure to credit risk since initial recognition, a 12-month expected credit loss allowance is estimated. This represents a portion of the asset's lifetime expected credit losses that is attributable to a default event that is possible within the next 12 months. Where a financial asset has become credit impaired or where it is determined that credit risk has increased significantly, the loss allowance is based on the asset's lifetime expected credit losses. The amount of expected credit loss recognised is measured on the basis of the probability weighted present value of anticipated cash shortfalls over the life of the instrument discounted at the original effective interest rate.

For financial assets measured at fair value through other comprehensive income, the loss allowance is recognised within other comprehensive income. In all other cases, the loss allowance is recognised in profit or loss.

# FREMANTLE COMMUNITY FINANCIAL SERVICES LIMITED

ABN 41 114 925 174

## NOTES TO THE FINANCIAL STATEMENTS

### Financial report for the year ended 30 June 2023

#### Derivative instruments

Derivative instruments are measured at fair value. Gains and losses arising from changes in fair value are taken to the statement of profit or loss unless they are designated as hedges.

The Company does not hold any derivative instruments.

#### Fair value

Fair value is determined based on current bid prices for all quoted investments. Valuation techniques are applied to determine the fair value for all securities, including recent arm's length transactions, reference to similar instruments and option pricing models.

#### Financial Guarantees

Where material, financial guarantees issued, which require the issuer to make specified payments to reimburse the holder for a loss it incurs because a specified debtor fails to make payment when due, are recognised as a financial liability at fair value on initial recognition. The guarantee is subsequently measured at the higher of the best estimate of the obligation and the amount initially recognised less, when appropriate, cumulative amortisation in accordance with AASB 15: Revenue from Contracts with Customers. Where the Company gives guarantees in exchange for a fee, revenue is recognised under AASB 15

The Company has not issued any financial guarantees.

#### (e) Impairment of assets

At each reporting date, the Company reviews the carrying values of its tangible and intangible assets to determine whether there is any indication that those assets have been impaired. If such an indication exists, the recoverable amount of the asset, being the higher of the asset's fair value less costs to sell and value in use, is compared to the asset's carrying value. Any excess of the asset's carrying value over its recoverable amount is expensed to the statement of profit or loss.

Impairment testing is performed annually for goodwill and intangible assets with indefinite lives.

Where it is not possible to estimate the recoverable amount of an individual asset, the Company estimates the recoverable amount of the cash-generating unit to which the asset belongs.

#### (f) Intangibles

##### Franchise fee

The franchise fee paid by the Company pursuant to a Franchise Agreement with Bendigo Bank is being amortised over the initial five (5) year's period of the agreement, being the period of expected economic benefits of the franchise fee.

#### (g) Employee benefits

##### Short-term employee benefits

Liabilities for wages and salaries, including non-monetary benefits, annual leave and long service leave expected to be settled wholly within 12 months of the reporting date are measured at the amounts expected to be paid when the liabilities are settled.

#### (h) Other long-term employee benefits

The liability for annual leave and long service leaves not expected to be settled within 12 months of the reporting date are measured at the present value of expected future payments to be made in respect of services provided by employees up to the reporting date using the projected unit credit method. Consideration is given to expected future wage and salary levels, experience of employee departures and periods of service. Expected future payments are discounted using market yields at the reporting date on corporate bonds with terms to maturity and currency that match, as closely as possible, the estimated future cash outflows.

##### Defined contribution superannuation expense

# FREMANTLE COMMUNITY FINANCIAL SERVICES LIMITED

ABN 41 114 925 174

## NOTES TO THE FINANCIAL STATEMENTS

### Financial report for the year ended 30 June 2023

Contributions to defined contribution superannuation plans are expensed in the period in which they are incurred.

**(i) Cash and cash equivalents**

Cash and cash equivalents include cash on hand, deposits held at call with banks, other short-term highly liquid investments with original maturities of three months or less, and bank overdrafts. Bank overdrafts are shown within short-term borrowings in current liabilities on the statement of financial position.

**(j) Revenue and other income**

Revenue from contracts with customers

Revenue is recognised at an amount that reflects the consideration to which the Company is expected to be entitled in exchange for transferring goods or services to a customer. For each contract with a customer, the Company: identifies the contract with a customer; identifies the performance obligations in the contract; determines the transaction price which takes into account estimates of variable consideration and the time value of money; allocates the transaction price to the separate performance obligations on the basis of the relative stand-alone selling price of each distinct good or service to be delivered; and recognises revenue when or as each performance obligation is satisfied in a manner that depicts the transfer to the customer of the goods or services promised. Margins are shared 50:50 with Bendigo Bank's head office.

Interest revenue is recognised as interest accrues using the effective interest method. This is a method of calculating the amortised cost of a financial asset and allocating the interest income over the relevant period using the effective interest rate, which is the rate that exactly discounts estimated future cash receipts through the expected life of the financial asset to the net carrying amount of the financial asset.

Dividend revenue is recognised when the right to receive a dividend has been established.

Revenue from the rendering of a service is recognised upon the delivery of the service to the customers.

All revenue is stated net of the amount of goods and services tax (GST).

**(k) Borrowing costs**

Borrowing costs directly attributable to the acquisition, construction or production of assets that necessarily take a substantial period of time to prepare for their intended use or sale, are added to the cost of those assets, until such time as the assets are substantially ready for their intended use of sale.

All other borrowing costs are recognised in income in the period in which they are incurred.

**(l) Goods and services tax (GST)**

Revenues, expenses and assets are recognised net of the amount of GST, except where the amount of GST incurred is not recoverable from the Australian Taxation Office. In these circumstances, the GST is recognised as part of the cost of acquisition of the asset or as part of an item of the expense. Receivables and payables in the statement of financial position are shown inclusive of GST.

Cash flows are presented in the statement of cash flows on a gross basis, except for the GST component of investing and financing activities, which are disclosed as operating cash flows.

Commitments and contingencies are disclosed net of the amount of GST recoverable from, or payable to, the tax authority.

**(m) Trade and other receivables**

Trade receivables are initially recognised at fair value and subsequently measured at amortised cost using the effective interest method, less any allowance for expected credit losses. Trade receivables are generally due for settlement within 30 days.

# FREMANTLE COMMUNITY FINANCIAL SERVICES LIMITED

ABN 41 114 925 174

## NOTES TO THE FINANCIAL STATEMENTS

### Financial report for the year ended 30 June 2023

The Company has applied the simplified approach to measuring expected credit losses, which uses a lifetime expected loss allowance. To measure the expected credit losses, trade receivables have been grouped based on days overdue.

Other receivables are recognised at amortised cost, less any allowance for expected credit losses.

**(n) Trade and other payables**

These amounts represent liabilities for goods and services provided to the Company prior to the end of the financial year and which are unpaid. Due to their short-term nature, they are measured at amortised cost and are not discounted. The amounts are unsecured and are usually paid within 30 days of recognition.

**(o) Finance costs**

Finance costs attributable to qualifying assets are capitalised as part of the asset. All other finance costs are expensed in the period in which they are incurred.

**(p) Earnings per share**

*Basic earnings per share*

Basic earnings per share is calculated by dividing the profit attributable to the owners of Fremantle Community Financial Services Limited, excluding any costs of servicing equity other than ordinary shares, by the weighted average number of ordinary shares outstanding during the financial year, adjusted for bonus elements in ordinary shares issued during the financial year.

*Diluted earnings per share*

Diluted earnings per share adjusts the figures used in the determination of basic earnings per share to take into account the after income tax effect of interest and other financing costs associated with dilutive potential ordinary shares and the weighted average number of shares assumed to have been issued for no consideration in relation to dilutive potential ordinary shares.

**(q) Comparative figures**

When required by Australian Accounting Standards, comparative figures have been adjusted to conform to changes in presentation for the current financial year.

**(r) Critical accounting estimates and judgments**

The Directors evaluate estimates and judgments incorporated into the financial report based on historical knowledge and best available current information. Estimates assume a reasonable expectation of future events and are based on current trends and economic data, obtained both externally and within the Company.

**(s) Key estimates — Impairment**

The Company assesses impairment at each reporting date by evaluating conditions specific to the Company that may lead to impairment of assets. Where an impairment trigger exists, the recoverable amount of the asset is determined. Value-in-use calculations are performed in assessing recoverable amounts incorporate a number of key estimates.

No impairment has been recognised in respect of intangibles for the year ended 30 June 2023.

**(t) Key estimates — Incremental borrowing rate**

Where the interest rate implicit in a lease cannot be readily determined, an incremental borrowing rate is estimated to discount future lease payments to measure the present value of the lease liability at the lease commencement date. Such a rate is based on what the Company estimates it would have to pay a third party to borrow the funds necessary to obtain an asset of a similar value to the right-of-use asset, with similar terms, security and economic environment.



**FREMANTLE COMMUNITY FINANCIAL SERVICES LIMITED**

**ABN 41 114 925 174**

**NOTES TO THE FINANCIAL STATEMENTS**

**Financial report for the year ended 30 June 2023**

**(u) Key estimates — Lease term**

The lease term is a significant component in the measurement of both the right-of-use asset and lease liability. Judgement is exercised in determining whether there is reasonable certainty that an option to extend the lease or purchase the underlying asset will be exercised, or an option to terminate the lease will not be exercised, when ascertaining the periods to be included in the lease term. In determining the lease term, all facts and circumstances that create an economical incentive to exercise an extension option, or not to exercise a termination option, are considered at the lease commencement date. Factors considered may include the importance of the asset to the operations; comparison of terms and conditions to prevailing market rates; incurrence of significant penalties; existence of significant leasehold improvements; and the costs and disruption to replace the asset. The Company reassesses whether it is reasonably certain to exercise an extension option, or not exercise a termination option, if there is a significant event or significant change in circumstances.

**FREMANTLE COMMUNITY FINANCIAL SERVICES LIMITED**

**ABN 41 114 925 174**

**NOTES TO THE FINANCIAL STATEMENTS**

**Financial report for the year ended 30 June 2023**

	<b>2023</b>	<b>2022</b>
	<b>\$</b>	<b>\$</b>
<b>2. Revenue</b>		
Franchise margin income	1,236,505	706,375
Interest Income	3,531	12,636
Rental Income	-	3,382
	<u><b>1,240,036</b></u>	<u><b>722,393</b></u>
<b>3(a) Other expenses</b>		
Advertising and marketing	3,060	281
ASIC and NSX costs	13,735	13,875
ATM leasing and running costs	5,414	3,185
Bad debts charge/ (recovery)	492	585
Cleaning	4,996	15,062
Community sponsorship and donations	269,456	89,558
Freight and postage	18,483	8,419
Insurance	15,583	16,792
IT leasing and running costs	33,618	19,380
Occupancy running costs	105,906	162,263
Printing and stationery	4,741	5,440
Telephone	3,762	5,033
Other operating expenses	99,693	51,267
	<u><b>578,939</b></u>	<u><b>391,140</b></u>
<b>3(b) Remuneration of the external auditors</b>		
Audit services	27,802	15,700
Other Services	-	11,800
	<u><b>27,802</b></u>	<u><b>27,500</b></u>

The company's auditor, Stantons International Audit and Consulting Pty Ltd did not provide any non-audit services.

**FREMANTLE COMMUNITY FINANCIAL SERVICES LIMITED**

**ABN 41 114 925 174**

**NOTES TO THE FINANCIAL STATEMENTS**

**Financial report for the year ended 30 June 2023**

	<b>2023</b>	<b>2022</b>
	<b>\$</b>	<b>\$</b>
<b>4. Income tax expense</b>		
a. The components of tax expense comprise:		
Current tax	25,876	-
Deferred tax (note 22)	9,663	(12,352)
	<u><b>35,539</b></u>	<u><b>(12,352)</b></u>
b. The prima facie tax on profit before income tax is reconciled to the income tax as follows:		
Prima facie tax payable on profit before income tax at 25% (2022: 25%)	34,812	(12,699)
Less:		
Tax effect of:		
— Change in tax rate	-	133
— Other non allowable items	727	214
	<u>727</u>	<u>214</u>
Income tax attributable to the Company	<u><b>35,539</b></u>	<u><b>(12,352)</b></u>

**FREMANTLE COMMUNITY FINANCIAL SERVICES LIMITED**

**ABN 41 114 925 174**

**NOTES TO THE FINANCIAL STATEMENTS**

**Financial report for the year ended 30 June 2023**

**5. Key management personnel compensation**

**a. Names and positions**

<i>Name</i>	<i>Position</i>
Arnold Bartholomew Houwen	Non-Executive Director
Debra Anne Rule	Non-Executive Director / Chairperson
John Alexander Bird	Non-Executive Director / Treasurer
David Stone	Non-Executive Director
Sharon Rudderham	Non-Executive Director / Company Secretary
Hannah Sutton	Non-Executive Director

Key management personnel remuneration has been included in the Remuneration Report section of the Directors' Report (\$Nil).

**b. Remuneration of Key Management Positions**

No Director of the Company receives remuneration for services as a Company Director.

**c. Shareholdings**

Number of ordinary shares held by key management personnel.

<b>2023</b>	<b>Ordinary Shares</b>			
<i>Directors</i>	<i>Balance at beginning of period</i>	<i>Purchased during the period</i>	<i>Other changes</i>	<i>Balance at end of period</i>
Arnold Houwen	500	-	-	500
Debra Rule	10,500	-	-	10,500
Debra Rule - Indirectly	500	-	-	500
John Alexander Bird	1,930	5,500	-	7,430
David Stone	-	-	-	-
Sharon Rudderham	-	-	-	-
Hannah Sutton	-	-	-	-
	<b>13,430</b>	<b>5,500</b>	<b>-</b>	<b>18,930</b>

**FREMANTLE COMMUNITY FINANCIAL SERVICES LIMITED**

**ABN 41 114 925 174**

**NOTES TO THE FINANCIAL STATEMENTS**

**Financial report for the year ended 30 June 2023**

	<b>2023</b>	<b>2022</b>
	<b>\$</b>	<b>\$</b>
<b>6. Cash and cash equivalents</b>		
Cash at bank and in hand	542,019	584,193
	<hr/>	<hr/>
<i>Reconciliation of cash</i>		
Cash at the end of the financial year as shown in the statement of cash flows is reconciled to items in the statement of financial position as follows:		
Cash and cash equivalents	542,019	584,193
	<hr/>	<hr/>
<b>7. Trade and other receivables</b>		
Trade debtors	125,009	71,821
Accrued Interest	1,310	442
	<hr/>	<hr/>
	<b>126,319</b>	<b>72,263</b>
	<hr/>	<hr/>
a. Expected credit loss on receivables		
The Company did not recognise a loss in profit or loss in respect of the expected credit losses for the year ended 30 June 2023 (2022: Nil).		
b. Fair values		
The carrying value of trade and other receivables approximates their fair value.		
<b>8. Other assets</b>		
Current		
Prepayments	5,712	5,662
	<hr/>	<hr/>
	<b>5,712</b>	<b>5,662</b>
Non-current		
Bond	-	32,732
	<hr/>	<hr/>
	<b>-</b>	<b>32,732</b>
	<hr/>	<hr/>

**FREMANTLE COMMUNITY FINANCIAL SERVICES LIMITED**

**ABN 41 114 925 174**

**NOTES TO THE FINANCIAL STATEMENTS**

**Financial report for the year ended 30 June 2023**

	<b>2023</b>	<b>2022</b>
	<b>\$</b>	<b>\$</b>
<b>9. Plant and equipment</b>		
Plant and equipment		
Cost	201,732	351,586
Accumulated depreciation	(43,802)	(351,586)
	<b>157,930</b>	<b>-</b>
Office Equipment		
Cost	41,920	20,623
Accumulated depreciation	(9,303)	(20,623)
	<b>32,617</b>	<b>-</b>
Low Value Pool		
Cost	-	2,857
Accumulated depreciation	-	(2,857)
	<b>-</b>	<b>-</b>
Right of Use Asset		
Cost	82,286	21,068
Accumulated depreciation	(31,984)	(6,145)
	<b>50,302</b>	<b>14,923</b>
<b>Total</b>	<b>240,849</b>	<b>14,923</b>
<i>Movement in carrying amount</i>		
Balance at the beginning of the year	14,923	3,213
Additions	304,869	21,068
Depreciation expense	(78,943)	(9,358)
<b>Carrying amount at the end of the year</b>	<b>240,849</b>	<b>14,923</b>

**FREMANTLE COMMUNITY FINANCIAL SERVICES LIMITED**

**ABN 41 114 925 174**

**NOTES TO THE FINANCIAL STATEMENTS**

**Financial report for the year ended 30 June 2023**

**10. Intangible assets**

Franchise fee

Cost	71,468	71,468
Addition	-	-
	<hr/>	<hr/>
Less: Accumulated amortisation	(32,891)	(18,597)
	<hr/>	<hr/>
Carrying amount at the end of the year	<b>38,577</b>	<b>52,871</b>
	<hr/>	<hr/>

Pursuant to a five year franchise agreement with Bendigo and Adelaide Bank Limited, the Company operates a branch of Bendigo and Adelaide Bank Limited, providing a core range of banking products and services. A new agreement was signed effective 13 March 2021 and is payable annually. The change in the carrying amount for the year was \$14,294 (2022: \$14,294).

<b>2023</b>	<b>2022</b>
<b>\$</b>	<b>\$</b>

**11. Trade and other payables**

Current

Trade creditors and accruals	81,853	61,888
GST payable	25,348	13,41
Other	14,294	14,294
	<hr/>	<hr/>
	<b>121,495</b>	<b>89,611</b>
	<hr/>	<hr/>

Non-Current

Other	14,294	28,587
	<hr/>	<hr/>
	<b>14,294</b>	<b>28,587</b>
	<hr/>	<hr/>

The carrying value of trade and other payables classified as financial liabilities measured at amortised cost approximates the fair value.

**FREMANTLE COMMUNITY FINANCIAL SERVICES LIMITED**

**ABN 41 114 925 174**

**NOTES TO THE FINANCIAL STATEMENTS**

**Financial report for the year ended 30 June 2023**

	<b>2023</b>	<b>2022</b>
	<b>\$</b>	<b>\$</b>
<b>12. Lease Liability</b>		
Current		
Lease Liability	<u>24,539</u>	<u>10,577</u>
Non-Current		
Lease Liability	<u>27,284</u>	<u>4,576</u>
Total	<u>51,823</u>	<u>15,153</u>

The company leases motor vehicle for a lease term of 2 years. The motor vehicle lease has been extended to 14 December 2026. The company also sub leases their office, which commenced in October 2022 for 3 year period. There is an option to renew the sub lease for 2 years.

*Movement in carrying amount*

Balance at the beginning of the year	15,153	-
Additions	61,216	21,069
Interest expense	3,832	575
Lease payments	<u>(28,378)</u>	<u>(6,491)</u>
Carrying amount at the end of the year	<b>51,823</b>	<b>15,153</b>

<b>13. Provisions</b>		
Current		
Provision for employee entitlements	<u>17,127</u>	<u>6,698</u>
Number of employees at year end	<u>6</u>	<u>6</u>
<b>14. Equity</b>		
736,759 (2022: 736,759) fully paid ordinary shares	<u>736,759</u>	<u>736,759</u>



**FREMANTLE COMMUNITY FINANCIAL SERVICES LIMITED**

**ABN 41 114 925 174**

**NOTES TO THE FINANCIAL STATEMENTS**

**Financial report for the year ended 30 June 2023**

**Ordinary shares**

Ordinary shares entitle the holder to participate in dividends and the proceeds on the winding up of the company in proportion to the number of and amounts paid on the shares held. The fully paid ordinary shares have no par value and the company does not have a limited amount of authorised capital.

On a show of hands every member present at a meeting in person or by proxy shall have one vote and upon a poll each share shall have one vote.

**Share buy-back**

There is no current on-market share buy-back.

**Capital risk management**

The Company's objectives when managing capital is to safeguard its ability to continue as a going concern, so that it can provide returns for shareholders and benefits for other stakeholders and to maintain an optimum capital structure to reduce the cost of capital.

Capital is regarded as total equity, as recognised in the statement of financial position, plus net debt. Net debt is calculated as total borrowings less cash and cash equivalents.

In order to maintain or adjust the capital structure, the Company may adjust the amount of dividends paid to shareholders, return capital to shareholders, issue new shares or sell assets to reduce debt.

The Company would look to raise capital when an opportunity to invest in a business or company was seen as value adding relative to the current company's share price at the time of the investment. The Company is not actively pursuing additional investments in the short term as it continues to integrate and grow its existing businesses in order to maximise synergies.

The Company is subject to certain financing arrangements covenants and meeting these is given priority in all capital risk management decisions. There have been no events of default on the financing arrangements during the financial year.

The capital risk management policy remains unchanged from the 30 June 2022 Annual Report.

**FREMANTLE COMMUNITY FINANCIAL SERVICES LIMITED**

**ABN 41 114 925 174**

**NOTES TO THE FINANCIAL STATEMENTS**

**Financial report for the year ended 30 June 2023**

	<b>2023</b>	<b>2022</b>
	<b>\$</b>	<b>\$</b>
<b>15. Cash flow information</b>		
a. Reconciliation of cash flow from operations with profit after tax		
Profit after tax	103,709	(38,446)
Depreciation and amortisation	93,237	23,652
Finance costs	3,832	575
<i>Movement in assets and liabilities</i>		
Receivables	(54,057)	(4,369)
Intangibles assets	-	(14,294)
Other assets	32,683	10,213
Deferred tax asset	9,663	(12,352)
Payables	14,366	5,916
Provisions	10,429	(201)
Current tax liability	34,874	4,764
	<hr/>	<hr/>
Net cash provided by operating activities	<b>248,736</b>	<b>(24,542)</b>

**16. Related party transactions**

There have been no related party transactions during the year.

**FREMANTLE COMMUNITY FINANCIAL SERVICES LIMITED**

**ABN 41 114 925 174**

**NOTES TO THE FINANCIAL STATEMENTS**

**Financial report for the year ended 30 June 2023**

	<b>2023</b>	<b>2022</b>
	<b>\$</b>	<b>\$</b>
<b>17. Dividends</b>		
Dividends declared during the financial year were as follows:		
Final dividend for the year ended 30 June 2023 of 3 cents (2022: 3 cents) per ordinary share	<b>22,103</b>	<b>22,103</b>
	<hr/>	<hr/>
a. Balance of franking account at beginning of year for franking credits arising from:		
- payment of provision for income tax	67,399	83,765
- dividends paid	(7,368)	(7,368)
	<hr/>	<hr/>
Balance of franking account at end of year	<b>60,031</b>	<b>76,397</b>
	<hr/>	<hr/>

**18. Financial risk management**

The Company's financial instruments consist mainly of deposits with banks, local money market instruments, short-term investments, accounts receivable and payable, loans, bills and leases.

The directors' overall risk management strategy seeks to assist the Company in meeting its financial targets, whilst minimising potential adverse effects on financial performance.

**a. Financial risk management policies**

Risk management policies are approved and reviewed by the Board of Directors on a regular basis. These include the credit risk policies and future cash flow requirements.

The main purpose of non-derivative financial instruments is to raise finance for Company operations.

The Company does not have any derivative instruments at 30 June 2023.

**b. Financial risk exposures and management**

The main risks the Company is exposed to through its financial instruments are interest rate risk, liquidity risk and credit risk.

*i. Interest rate risk*

Interest rate risk is managed with a mixture of fixed and floating rate debt.

*ii. Liquidity risk*

The Company manages liquidity risk by monitoring forecast cash flows and ensuring that adequate unutilised borrowing facilities are maintained.

*iii. Credit risk*

# FREMANTLE COMMUNITY FINANCIAL SERVICES LIMITED

ABN 41 114 925 174

## NOTES TO THE FINANCIAL STATEMENTS

### Financial report for the year ended 30 June 2023

The maximum exposure to credit risk, excluding the value of any collateral or other security, at reporting date to recognised financial assets, is the carrying amount, net of any provisions for impairment of those assets, as disclosed in the statement of financial position and notes to the financial statements.

There are no material amounts of collateral held as security at 30 June 2023.

The Company does have a material credit risk exposure to the single receivable under financial instruments entered into by the Company.

Credit risk is managed and reviewed regularly by the Board of Directors. It arises from exposures to customers as well as through deposits with financial institutions.

The Board of Directors monitors credit risk by actively assessing the rating quality and liquidity of counter parties:

- all potential customers are rated for credit worthiness taking into account their size, market position and financial standing; and
- customers that do not meet the Company's strict credit policies may only purchase in cash or using recognised credit cards.

The trade receivables balances at 30 June 2022 and 30 June 2023 do not include any counterparties with external credit ratings. The single receivable the company has is with Bendigo Bank's head office.

#### c. Financial Instrument Composition and Maturity analysis

The table below reflects the undiscounted contractual settlement terms for financial instruments of a fixed period of maturity, as well as management's expectations of the settlement period for all other financial instruments. As such, the amounts may not reconcile to the statement of financial position.

2023		Variable	Fixed			
	Weighted Average Effective Interest Rate	Floating Interest Rate	Within 1 Year	Within 1 to 5 Years	Non- Interest Bearing	Total
<i>Financial Assets</i>						
Cash and cash equivalents	1.44%	2.60%	372,675	-	169,344	542,019
Loans and receivables		-	-	-	126,319	126,319
<b>Total Financial Assets</b>		-	<b>372,675</b>	-	<b>295,663</b>	<b>668,338</b>
<i>Financial Liability</i>						
Trade and other payables		-	-	14,294	121,495	135,789
Lease Liability		-	24,539	27,284	-	51,823
<b>Total Financial Liabilities</b>		-	<b>24,539</b>	<b>41,578</b>	<b>121,495</b>	<b>187,612</b>

**FREMANTLE COMMUNITY FINANCIAL SERVICES LIMITED**

**ABN 41 114 925 174**

**NOTES TO THE FINANCIAL STATEMENTS**

**Financial report for the year ended 30 June 2023**

2022		Variable	Fixed			
	Weighted Average Effective Interest Rate	Floating Interest Rate	Within 1 Year	Within 1 to 5 Years	Non Interest Bearing	Total
<i>Financial Assets</i>						
Cash and cash equivalents	0.38%	-	487,036	-	97,157	584,193
Loans and receivables		-	-	-	71,821	71,821
<b>Total Financial Assets</b>		-	<b>487,036</b>	-	<b>169,978</b>	<b>656,014</b>
<i>Financial Liability</i>						
Trade and other payables		-	-	-	89,611	89,611
Lease Liability		-	10,577	4,576	-	15,153
<b>Total Financial Liabilities</b>		-	<b>10,577</b>	<b>4,576</b>	<b>89,611</b>	<b>104,764</b>

	2023	2022
	\$	\$
Trade and sundry payables are expected to be paid as followed:		
Less than 6 months	107,201	75,317
6 to 12 months	14,294	14,294
Greater than 12 months	14,294	28,587
	<b>135,788</b>	<b>118,198</b>

**d. Net Fair Values**

The net fair value approximates carrying value. No financial assets and financial liabilities are readily traded on organised markets in standardised form other than investments. Financial assets where the carrying amount exceeds net fair values have not been written down as the Company intends to hold these assets to maturity.

The aggregate net fair values and carrying amounts of financial assets and financial liabilities are disclosed in the statement of financial position and in the notes to the financial statements.

Fair values are materially in line with carrying values.

**e. Sensitivity Analysis**

*i. Interest Rate Risk*

The Company has performed a sensitivity analysis relating to its exposure to interest rate risk at reporting date. This sensitivity analysis demonstrates the effect on the current year results and equity which could result from a change in these risks.

*ii. Interest Rate Sensitivity Analysis*

**FREMANTLE COMMUNITY FINANCIAL SERVICES LIMITED**

**ABN 41 114 925 174**

**NOTES TO THE FINANCIAL STATEMENTS**

**Financial report for the year ended 30 June 2023**

At the reporting date 30 June 2023, the effect on profit and equity as a result of changes in the interest rate, with all other variables remaining constant would be as follows:

**2023**

		-2 %		+ 2%	
	Carrying Amount \$	Profit \$	Equity \$	Profit \$	Equity \$
<i>Financial Assets</i>					
Cash and cash equivalents	542,019	(10,840)	(10,840)	10,840	10,840

**2022**

		-2 %		+ 2%	
	Carrying Amount \$	Profit \$	Equity \$	Profit \$	Equity \$
<i>Financial Assets</i>					
Cash and cash equivalents	584,193	(11,684)	(11,684)	11,684	11,684

The above interest rate sensitivity analysis has been performed on the assumption that all other variables remain unchanged.

**19. Operating Segments**

**Types of products and services by segment**

The Company operates in the financial services sector as a branch of Bendigo and Adelaide Bank Limited in Western Australia.

**Major customers**

The Company operates under the terms of a franchise agreement with Bendigo and Adelaide Bank Limited, which accounts for all of the franchise margin income.

**FREMANTLE COMMUNITY FINANCIAL SERVICES LIMITED**

**ABN 41 114 925 174**

**NOTES TO THE FINANCIAL STATEMENTS**

**Financial report for the year ended 30 June 2023**

**20. Events after the Statement of Financial Position date**

No matters or circumstances have arisen since the end of the financial year that significantly affected or may significantly affect the operations of the Company, the results of those operations, or the state of affairs of the Company in future financial years.

**21. Contingent liabilities and contingent assets**

There were no contingent liabilities or contingent assets at the reporting date.

	<b>2023</b>	<b>2022</b>
	<b>\$</b>	<b>\$</b>
<b>22. Tax</b>		
<b>a. Liability</b>		
Current		
Income tax	<u>26,648</u>	<u>-</u>
<b>b. Assets</b>		
Current		
Income tax	<u>-</u>	<u>8,226</u>
Deferred tax assets comprise:		
Provisions	8,829	5,750
Losses	-	11,526
Other	<u>(2,667)</u>	<u>(1,451)</u>
	<b>6,162</b>	<b>15,825</b>
<b>c. Reconciliations</b>		
<b>i. Gross Movements</b>		
The overall movement in the deferred tax account is as follows:		
Opening balance	15,825	3,473
Movement	<u>(9,663)</u>	<u>12,352</u>
Closing balance	<u><b>6,162</b></u>	<u><b>15,825</b></u>

# FREMANTLE COMMUNITY FINANCIAL SERVICES LIMITED

ABN 41 114 925 174

## NOTES TO THE FINANCIAL STATEMENTS

### Financial report for the year ended 30 June 2023

	2023	2022
	\$	\$
<b>ii. Deferred Tax Assets</b>		
The movement in deferred tax assets for each temporary difference during the year is as follows:		
<i>Provisions</i>		
Opening balance	5,750	5,018
Statement of comprehensive income	3,079	732
Closing balance	<b>8,829</b>	<b>5,750</b>
<i>Losses</i>		
Opening balance	11,526	2,640
Statement of comprehensive income	(11,526)	8,886
Closing balance	<b>-</b>	<b>11,526</b>
<i>Other</i>		
Opening balance	(1,451)	(4,185)
Statement of comprehensive income	(1,216)	2,734
Closing balance	<b>(2,667)</b>	<b>(1,451)</b>

### 23. Relationship with Bendigo and Adelaide Bank Limited

The Company has entered into franchise agreement with Bendigo and Adelaide Bank Limited that governs the management of the Community Bank branches at Fremantle, Western Australia.

The branch operates as a franchise of Bendigo Bank, using the name "Bendigo Bank" and the logo and system of operations of Bendigo Bank. The Company manages the Community Bank branches on behalf of the Bendigo Bank, however all transactions with customers conducted through the Community Bank branches are effectively conducted between the customers and Bendigo Bank.

All deposits are made with Bendigo Bank, and all personal and investment products are products of Bendigo Bank, with the Company facilitating the provision of those products. All loans, leases or hire purchase transactions, issues of new credit or debit cards, temporary or bridging finance and any other transaction that involves creating a new debt or increasing or changing the terms of an existing debt owed to Bendigo Bank, must be approved by Bendigo Bank. All credit transactions are made with Bendigo Bank, and all credit products are products of Bendigo Bank.

Bendigo Bank provides significant assistance in establishing and maintaining the Community Bank branch franchise operations. It also continues to provide ongoing management and operational support, and other assistance and guidance in relation to all aspects of the franchise operation, including advice in relation to:

- Advice and assistance in relation to the design, layout and fit out of the Community Bank branches;
- Training for the branch manager and other employees in banking management systems and interface protocol;
- Methods and procedures for the sale of products and provision of services;
- Security and cash logistic controls;
- Calculation of Company revenue and payment of many operating and administrative expenses;



**FREMANTLE COMMUNITY FINANCIAL SERVICES LIMITED**

**ABN 41 114 925 174**

**NOTES TO THE FINANCIAL STATEMENTS**

**Financial report for the year ended 30 June 2023**

- The formulation and implementation of advertising and promotional programs; and
- Sales techniques and proper customer relations.

**24. Company details**

The principal place of business of the Company is:

Fremantle Community Bank Oval

William St &, Parry St

Fremantle WA 6160

The registered office of the Company is:

c/- Automic Group

Level 5, 191 St Georges Tce

Perth WA 6000

**FREMANTLE COMMUNITY FINANCIAL SERVICES LIMITED**

**ABN 41 114 925 174**

**NOTES TO THE FINANCIAL STATEMENTS**


**Financial report for the year ended 30 June 2023**

**DIRECTORS' DECLARATION**

The Directors of the Company declare that:

1. the accompanying financial statements and notes are in accordance with the *Corporations Act 2001* and:
  - a. comply with Australian Accounting Standards; and
  - b. give a true and fair view of the financial position as of 30 June 2023 and of the performance for the year ended on that date of the Company;
2. the Chairperson and Treasurer have each declared that:
  - a. the financial records of the Company for the financial year have been properly maintained in accordance with section 286 of the *Corporations Act 2001*;
  - b. the financial statements and notes for the financial year comply with the Australian Accounting Standards; and
  - c. the financial statements and notes for the financial year give a true and fair view.
3. the financial statements and notes thereto also comply with International Financial Reporting Standards, as disclosed in Note 1; and
4. in the Directors' opinion there are reasonable grounds to believe that the Company will be able to pay its debts as and when they become due and payable.

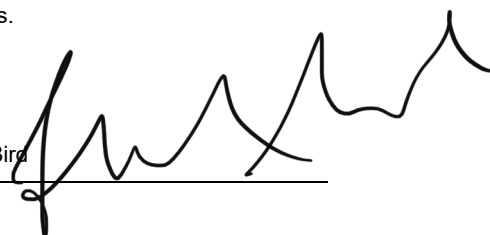
This declaration is made in accordance with a resolution of the Board of Directors.



Directors

Debra Rule

John Birrell



Dated this

13<sup>th</sup>

day of September 2023

**INDEPENDENT AUDITOR'S REPORT  
TO THE MEMBERS OF  
FREMANTLE COMMUNITY FINANCIAL SERVICES LIMITED**

**Report on the Audit of the Financial Report*****Opinion***

We have audited the financial report of Fremantle Community Financial Services Limited ("the Company"), which comprises the statement of financial position as at 30 June 2023, the statement of profit or loss and other comprehensive income, the statement of changes in equity and the statement of cash flows for the year then ended, and notes to the financial statements, including a summary of significant accounting policies, and the directors' declaration.

In our opinion, the accompanying financial report of the Company is in accordance with the *Corporations Act 2001*, including:

- (i) giving a true and fair view of the company's financial position as at 30 June 2023 and of its financial performance for the year then ended; and
- (ii) complying with Australian Accounting Standards and the *Corporations Regulations 2001*.

***Basis for Opinion***

We conducted our audit in accordance with Australian Auditing Standards. Our responsibilities under those standards are further described in the Auditor's Responsibilities for the Audit of the Financial Report section of our report. We are independent of the Company in accordance with the auditor independence requirements of the *Corporations Act 2001* and the ethical requirements of the Accounting Professional and Ethical Standards Board's APES 110: *Code of Ethics for Professional Accountants (including Independence Standards)* (the Code) that are relevant to our audit of the financial report in Australia. We have also fulfilled our other ethical responsibilities in accordance with the Code.

We believe that the audit evidence we have obtained is sufficient and appropriate to provide a basis for our opinion.

***Key Audit Matters***

Key audit matters are those matters that, in our professional judgement, were of most significance in our audit of the financial report of the current period. These matters were addressed in the context of our audit of the financial report as a whole, and in forming our opinion thereon, and we do not provide a separate opinion on these matters.

We have determined that there are no key audit matters to communicate in our audit report.

***Other Information***

The directors are responsible for the other information. The other information comprises the information included in the Company's annual report for the year ended 30 June 2023, but does not include the financial report and our auditor's report thereon.

Our opinion on the financial report does not cover the other information and accordingly we do not express any form of assurance opinion thereon.

In connection with our audit of the financial report, our responsibility is to read the other information and, in doing so, consider whether the other information is materially inconsistent with the financial report or our knowledge obtained in the audit or otherwise appears to be materially misstated. If, based on the work we have performed, we conclude that there is a material misstatement of this other information, we are required to report that fact. We have nothing to report in this regard.

***Responsibilities of the Directors for the Financial Report***

The directors of the Company are responsible for the preparation of the financial report that gives a true and fair view in accordance with Australian Accounting Standards and the *Corporations Act 2001* and for such internal control as the directors determine is necessary to enable the preparation of the financial report that gives a true and fair view and is free from material misstatement, whether due to fraud or error.

In preparing the financial report, the directors are responsible for assessing the ability of the Company to continue as a going concern, disclosing, as applicable, matters related to going concern and using the going concern basis of accounting unless the directors either intend to liquidate the Company or to cease operations, or has no realistic alternative but to do so.

***Auditor's Responsibilities for the Audit of the Financial Report***

Our objectives are to obtain reasonable assurance about whether the financial report as a whole is free from material misstatement, whether due to fraud or error, and to issue an auditor's report that includes our opinion. Reasonable assurance is a high level of assurance, but is not a guarantee that an audit conducted in accordance with the Australian Auditing Standards will always detect a material misstatement when it exists. Misstatements can arise from fraud or error and are considered material if, individually or in the aggregate, they could reasonably be expected to influence the economic decisions of users taken on the basis of this financial report.

As part of an audit in accordance with Australian Auditing Standards, we exercise professional judgement and maintain professional scepticism throughout the audit. An audit involves performing procedures to obtain audit evidence about the amounts and disclosures in the financial report.

The procedures selected depend on the auditor's judgement, including the assessment of the risks of material misstatement of the financial report, whether due to fraud or error. In making those risk assessments, the auditor considers internal control relevant to the entity's preparation of the financial report that gives a true and fair view in order to design audit procedures that are appropriate in the circumstances, but not for the purpose of expressing an opinion on the effectiveness of the entity's internal control.

The risk of not detecting a material misstatement resulting from fraud is higher than for one resulting from error, as fraud may involve collusion, forgery, intentional omissions, misrepresentations, or the override of internal control.

An audit also includes evaluating the appropriateness of accounting policies used and the reasonableness of accounting estimates made by the Directors, as well as evaluating the overall presentation of the financial report.

We conclude on the appropriateness of the Directors' use of the going concern basis of accounting and, based on the audit evidence obtained, whether a material uncertainty exists related to events or conditions that may cast significant doubt on the Company's ability to continue as a going concern. If we conclude that a material uncertainty exists, we are required to draw attention in our auditor's report to the related disclosures in the financial report or, if such disclosures are inadequate, to modify our opinion. Our conclusions are based on the audit evidence obtained up to the date of our auditor's report. However, future events or conditions may cause the Company to cease to continue as a going concern.

We evaluate the overall presentation, structure and content of the financial report, including the disclosures, and whether the financial report represents the underlying transactions and events in a manner that achieves fair presentation.

We communicate with the Directors regarding, among other matters, the planned scope and timing of the audit and significant audit findings, including any significant deficiencies in Internal control that we identify during our audit.

The Auditing Standards require that we comply with relevant ethical requirements relating to audit engagements. We also provide the Directors with a statement that we have complied with relevant ethical requirements regarding independence, and to communicate with them all relationships and other matters that may reasonably be thought to bear on our independence, and where applicable, related safeguards.

From the matters communicated with the Directors, we determine those matters that were of most significance in the audit of the financial report of the current period and are therefore key audit matters. We describe these matters in our auditor's report unless law or regulation precludes public disclosure about the matter or when, in extremely rare circumstances, we determine that a matter should not be communicated in our report because the adverse consequences of doing so would reasonably be expected to outweigh the public interest benefits of such communication.

### ***Report on the Remuneration Report***

#### *Opinion on the Remuneration Report*

We have audited the Remuneration Report included in pages 7 to 10 of the directors' report for the year ended 30 June 2023.

In our opinion, the Remuneration Report of Fremantle Community Financial Services Limited for the year ended 30 June 2023 complies with section 300A of the *Corporations Act 2001*.

#### *Responsibilities*

The directors of the Company are responsible for the preparation and presentation of the Remuneration Report in accordance with section 300A of the *Corporations Act 2001*. Our responsibility is to express an opinion on the Remuneration Report, based on our audit conducted in accordance with Australian Auditing Standards.

**STANTONS INTERNATIONAL AUDIT AND CONSULTING PTY LTD**  
**(An Authorised Audit Company)**



**Eliya Mwale**  
Director

West Perth, Western Australia  
13 September 2023

# NSX additional information

Additional Information required by the National Stock Exchange Limited and not shown elsewhere in this report is as follows. The information is current as at 30 June 2023.

## (a) Distribution of equity securities

The number of shareholders by size of holding, are:

Share Distribution Schedule	Holders	Shares Held	% L/C
1 – 1,000	159	101,757	13.81%
1,001 – 5,000	61	171,500	23.28%
5,001 – 10,000	16	139,932	18.99%
10,001 – 100,000	11	323,570	43.92%
100,001 and over	-	-	-
	<b>247</b>	<b>736,759</b>	<b>100.00%</b>

There are 15 shareholders holding less than a marketable parcel of shares (\$300 in value). Their holdings total 1,755 shares.

All shares on issue are ordinary shares fully paid to \$1 per share. There are no unquoted equity securities.

## (b) Ten largest shareholders

The names of the ten largest shareholders of quoted shares are:

		Number of shares	Number of ordinary shares
1.	Fremantle Education Centre	71,000	71,000
2.	Ms Guart K Hoo as trustee for Prosperity Super Fund	70,000	70,000
3.	Dreamtea Pty Ltd as trustee for the Klenowski Super Fund	59,000	59,000
4.	Northern Suburbs Secretarial	30,000	30,000
5.	Winpar Holdings Limited	24,570	24,570

6.	Mr Russell Barker	20,000	20,000
7.	Ms Robyn O'Byrne trustee for Freo Superannuation Fund Pty Ltd	20,000	20,000
8.	Ms Judith Marie Allison	20,000	20,000
9.	Mr Thomas E Fay and Mrs Valeria E Fay	15,000	15,000
10.	Bexley Holdings Pty Ltd	14,001	14,001

**(c) Voting rights**

Each shareholder has one vote.

**(d) 5 Year Summary of Performance**

		2019	2020	2021	2022	2023
Gross Revenue	\$'000	855	917	794	722	1,240
Net profit before tax	\$'000	69	159	16	(48)	139
Total assets	\$'000	700	919	852	786	959
Total liabilities	\$'000	70	189	144	137	231
Shareholders' funds	\$'000	631	730	707	649	728
Earnings per share	Cents	6.71	16.51	1.89	(4.91)	14.07
Dividends per share	Cents	0.04	0.03	0.05	0.03	0.03
Net tangible assets per share	Cents	0.82	0.97	0.86	0.79	0.93

## **(e) Corporate governance statement**

The Board guides and monitors the business and affairs on behalf of the Shareholders to whom they are accountable.

The Board recognises the importance of a strong corporate governance focus and methodology. The Board has a Strategic Plan and Action Plan and policy framework. We believe that the building of a strategic plan and policy framework will assist to clarify the future direction of our local Company, provide accountability and transparency and ensure there are guiding principles in place for future decision making.

The composition of the Board is determined in accordance with the following principles and guidelines:

- The Board should comprise at least three Directors and a maximum of 10:
- The Board shall meet at least monthly and follow meeting guidelines set down to ensure all Directors are made aware of, and have available all necessary information, to participate in an informed discussion of all agenda items.

### **The Directors in office at the date of this statement are:**

Debra Rule	Chair
Arnold Houwen	Director
John Bird	Director
David Stone	Director
Hannah Sutton	Director
Sharon Rudderham	Director

### **Board responsibilities**

The Board is comprised entirely of voluntary non-executive independent Directors. The skills, experience and composition of the Board is detailed in the Director's report. Details of the Director's shareholdings, their remuneration and any transactions which they have conducted with the company are included in the Director's reports and Notes to the financial statements. The Board has committed to a high standard of corporate governance, financial reporting and integrity throughout the company's operations.

As a Board acts on behalf of and is accountable to the shareholders, the Board seeks to identify the expectations of the shareholders, as well as other regulatory and ethical expectations and obligations. In addition, the Board is responsible for identifying areas of significant business risk and ensuring arrangements are in place to adequately manage those risks. The Board seeks to discharge these responsibilities in a number of ways.

The Board is responsible for ensuring that management's objective and activities are aligned with the expectations and risks identified by the Board. The Board has a number of mechanisms in place to ensure this is achieved. These mechanisms include the following:



- Implementation of operating plans and budgets by management and Board monitoring of progress against budget – this includes the establishment and monitoring of key performance indicators (both financial and non-financial) for all significant business processes;
- Monitoring of the Board’s performance and communication to shareholders in order to ensure that the Board continues to discharge its responsibilities in an appropriate manner, the performance of all Directors is reviewed annually by the Board. Directors whose performance is unsatisfactory are asked to retire

The Board of Directors aims to ensure that the shareholders, on behalf of whom they act, are informed of all information necessary to assess the performance of the Directors. Information is communicated to the shareholders through:

- The Annual Report is made available to all shareholders at [Community Bank Fremantle | Bendigo Bank](#)
- The annual general meeting and other meetings so called to obtain approval for Board action as appropriate.
- Announcements on the National Stock (NSX) at [www.nsx.com.au](http://www.nsx.com.au)

The Board has established Audit and Risk, Human Resources and Marketing and Sponsorship Committees who meet when required.

**(f) Name of Company Secretary:**

Sharon Rudderham

**(g) Address and telephone number of registered office:**

The registered office is located at:

Community Bank - Fremantle  
Fremantle Community Bank Oval  
Parry St  
Fremantle WA 6160  
Telephone: (08) 9433 4969  
Fax: (08) 9433 3597

The principal administrative office of the company is located at:

Community Bank - Fremantle  
Fremantle Community Bank Oval  
Parry St  
Fremantle WA 6160  
Telephone: (08) 9433 4969  
Fax: (08) 9433 3597

**(g) Address and telephone number of office at which securities register is kept.**

Automic Group  
Level 5 191 St Georges Tce  
PERTH WA 6000

Investor Services: 1300 288 664  
General enquiries: +61 2 8072 1400

**(h) Trading history**

The trading history for Fremantle Community Financial Services Limited is available on the NSX website at [www.nsx.com.au](http://www.nsx.com.au)



Community Bank - Fremantle  
Parry Street,  
Fremantle WA 6160  
Phone: 08 9433 4969 Fax: 08 9433 5272  
Email: [FremantleMailbox@bendigoadelaide.com.au](mailto:FremantleMailbox@bendigoadelaide.com.au)  
Web: [bendigobank.com.au/Fremantle](http://bendigobank.com.au/Fremantle)

Franchisee: Fremantle Community Financial Services Limited  
ABN: 41 114 925 174  
PO Box 1469  
Fremantle WA 6959  
Phone: 08 9433 496 Fax: 08 9433 5272  
Email: [admin@bendigofreo.com.au](mailto:admin@bendigofreo.com.au)

Share Registry:  
Automic Group  
Level 5, 191 St Georges Tce, Perth WA 6000  
Investor Services: 1300 288 668  
Email: [hello@automicgroup.com.au](mailto:hello@automicgroup.com.au)

 /communitybankfremantle

This Annual Report has been printed on 100% Recycled Paper

