

Smartshares Exchange Traded Funds

Smartshares NZ Top 50 ETF

Fund update for the quarter ended 30 June 2021

This fund update was first made publicly available on 28 July 2021.

What is the purpose of this update?

This document tells you how the Smartshares NZ Top 50 ETF has performed and what fees were charged. The document will help you to compare the fund with other funds. Smartshares Limited prepared this update in accordance with the Financial Markets Conduct Act 2013. This information is not audited and may be updated.

Description of this fund


Invests in New Zealand shares and is designed to track the return (before tax, fees and other expenses) on the S&P/NZX 50 Portfolio Index.

Total value of the fund: \$848,683,356

The date the fund started: 7 November 2016

What are the risks of investing?

Risk indicator for the Smartshares NZ Top 50 ETF¹



The risk indicator is rated from 1 (low) to 7 (high). The rating reflects how much the value of the fund's assets goes up and down. A higher risk generally means higher potential returns over time, but more ups and downs along the way.

To help you clarify your own attitude to risk, you can seek financial advice or work out your risk profile at sorted.org.nz/tools/investor-kickstarter.

Note that even the lowest category does not mean a risk-free investment, and there are other risks that are not captured by this rating.

This risk indicator is not a guarantee of a fund's future performance. The risk indicator is based on the returns data for 5 years to 30 June 2021. While risk indicators are usually relatively stable, they do shift from time to time. The risk indicator will continue to be updated in future fund updates.

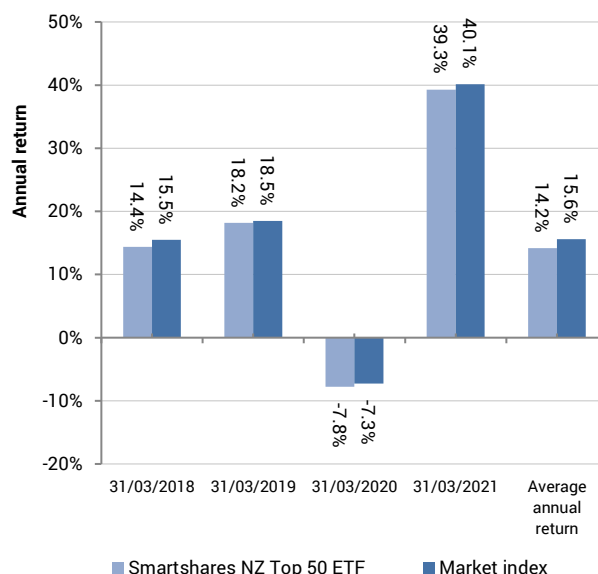
See the Product Disclosure Statement for the Smartshares Exchange Traded Funds – Specialist Series for more information about the risks associated with investing in this fund.

How has the fund performed?

	Past year
Annual return (after deductions for charges and tax)	22.37%
Annual return (after deductions for charges but before tax)	23.22%
Market index annual return (reflects no deduction for charges and tax)	23.04%

The market index annual return is based on the annual return of the S&P/NZX 50 Portfolio Index. Additional information about the market index is available in the 'Other Material Information' document on the offer register at disclose-register.companiesoffice.govt.nz.

Annual return graph





This shows the return after fund charges and tax for each year ending 31 March since the fund started. The last bar shows the average annual return since the fund started, up to 30 June 2021.

Important: This does not tell you how the fund will perform in the future.

Returns in this update are after tax at 28%.

What fees are investors charged?

Investors in the Smartshares NZ Top 50 ETF are charged fund charges. In the year to 31 March 2021 these were:

	% per annum of fund's net asset value
--	---------------------------------------

Total fund charges	0.50%
---------------------------	-------

Which are made up of:

Total management and administration charges	0.50%
--	-------

Including:

Manager's basic fee	0.49%
Other management and administration charges	0.01% ²

Investors may also be charged individual action fees for specific actions or decisions (for example, for initial contributions to the fund). See the Product Disclosure Statement for the Smartshares Exchange Traded Funds – Specialist Series for more information about those fees.

Small differences in fees and charges can have a big impact on your investment over the long term.

The fees set out above include GST where applicable.

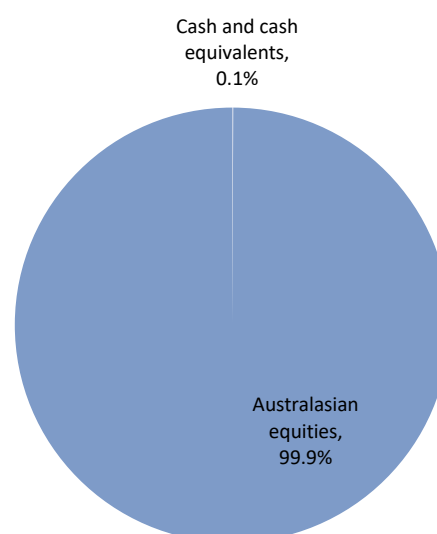
Example of how this applies to an investor

Tara had \$10,000 in the fund and did not make any further contributions. At the end of the year, Tara received a return after fund charges were deducted of \$2,237 (that is 22.37% of her initial \$10,000). This gives Tara a total return after tax of \$2,237 for the year.

What does the fund invest in?

Actual investment mix

This shows the types of assets that the fund invests in.



Target investment mix

This shows the mix of assets that the fund generally intends to invest in.

Asset Category	Target asset mix
Cash and cash equivalents	-
New Zealand fixed interest	-
International fixed interest	-
Australasian equities	100.00%
International equities	-
Listed property	-
Unlisted property	-
Commodities	-
Other	-



Top 10 investments

Name	% of fund's net asset value	Type	Country	Credit rating (if applicable)
Fisher & Paykel Healthcare Corp Ltd	5.27%	Australasian equities	New Zealand	
Ryman Healthcare Ltd	5.06%	Australasian equities	New Zealand	
Spark New Zealand Ltd	4.98%	Australasian equities	New Zealand	
Contact Energy Ltd	4.97%	Australasian equities	New Zealand	
Mainfreight Ltd	4.96%	Australasian equities	New Zealand	
Infratil Ltd	4.90%	Australasian equities	New Zealand	
Meridian Energy Ltd	4.90%	Australasian equities	New Zealand	
Fletcher Building Ltd	4.73%	Australasian equities	New Zealand	
Auckland International Airport Ltd	4.69%	Australasian equities	New Zealand	
a2 Milk Co Ltd	4.60%	Australasian equities	New Zealand	

The top 10 investments make up 49.06% of the fund's net asset value.

Currency hedging

The fund does not invest in non-New Zealand dollar denominated assets.

Key personnel

This shows the directors and employees who have the most influence on the investment decisions of the fund:

Name	Current position	Time in current position	Previous or other positions	Time in previous / other position
Guy Roulston Elliffe	Director	5 years and 7 months	Corporate Governance Manager - ACC (current position)	6 years and 2 months
Stuart Kenneth Reginald Millar	Chief Investment Officer - Smartshares	2 years and 1 month	Head of Portfolio Management - ANZ Investments	6 years and 4 months
Hugh Duncan Stevens	Chief Executive Officer - Smartshares	3 years and 4 months	Chief Operating Officer - Implemented Investment Solutions Ltd	2 years and 6 months
Alister John Williams	Director	5 years and 7 months	Investment Manager - Trust Management	6 years and 5 months

Further information

You can also obtain this information, the Product Disclosure Statement for the Smartshares Exchange Traded Funds – Specialist Series, and some additional information from the offer register at disclose-register.companiesoffice.govt.nz.

Notes

- 1 Market index returns (as well as actual returns) have been used to complete the risk indicator, as the fund has not been in existence for 5 years. As a result, the risk indicator may provide a less reliable indicator of the potential future volatility of the fund. The risk indicator for the fund uses 5 months of market index returns.
- 2 We charge fixed fund charges that cover normal fund operating costs. For disclosure purposes, supervisor, audit and legal costs are not included in the manager's basic fee, but are included in the other management and administration charges.