

ANNUAL REPORT 2016

TRUSCOTT MINING CORPORATION LIMITED ACN 116 420 378



CONTENTS

	Page
Company Directory	1
Chairman's Report	2
Review of Operations	3
Corporate Governance Statement	11
Directors' Report	20
Auditor's Independence Declaration	26
Statement of Profit or Loss and Other Comprehensive Income	27
Statement of Financial Position	28
Statement of Changes in Equity	29
Statement of Cash Flows	30
Notes to & Forming Part of the Financial Statements	31
Directors' Declaration	45
Independent Auditor's Report	46
Shareholder Information	48
Tenement Schedule	49

Email: admin@truscottmining.com.au

Website: www.truscottmining.com.au

COMPANY DIRECTORY

DIRECTORS

P N Smith – Executive Chairman and Managing Director
R Moore – Non-Executive Director
M J Povey – Executive Director

COMPANY SECRETARY

M J Povey

REGISTERED OFFICE

Level 1, 443 Vincent Street West
West Leederville WA 6007
(All mail to PO Box 2805, West Perth WA 6872)

Telephone 0419 956 232

AUDITORS

Hall Chadwick WA Audit Pty Ltd
255 Hay Street
Subiaco WA 6008

HOME EXCHANGE

Australian Securities Exchange Ltd
Exchange Plaza
2 The Esplanade
Perth WA 6000

ASX Code: TRM

SHARE REGISTRY

Security Transfer Registrars
770 Canning Highway
Applecross WA 6053

Telephone: (08) 9315 2333

Facsimile (08) 9315 2233

CHAIRMAN'S REPORT

I am pleased to present the Company's Annual Report for 2015/16 and a summary of the exploration activities and commercial initiatives for the year. During this period Truscott Mining Corporation Limited (Truscott) has maintained its operational focus within the Tennant Creek Mineral Field in the Northern Territory.

The second half the financial year saw strongly improved gold prices resulting in continued acquisition and rationalisation of operational assets by gold producers throughout Australia. Truscott has emerged from four years of consolidation of the gold exploration sector with 100 percent ownership of its assets, and a tightly held share register with relatively few shares on issue.

Truscott has set itself long term objectives, with respect to both project development and to the involvement of local people. Working in an environment with limited external drivers the Company has been able to utilise the four year period of lower gold prices to carefully plan exploration and management strategies in a considered manner.

Truscott has continued its research and development activities studying the structural controls over mineralisation within the wider Tennant Creek area. These findings combined with observations on the success and failure of other explorer's programs has built up knowledge that will better focus future exploration drilling objectives.

The company has continually updated the planned drilling programs for the Westminster and Hera Project areas. The near term level of drilling activity will in part be determined by the status of the Westminster Project. With further improvement in gold market conditions, the Westminster Project Area is at a level of maturity at which it is can be advanced by either incorporation in a Joint Venture Arrangement or equity funding.

The dynamics of the market place and the quality of its Tennant Creek assets support the long term perspective maintained by the Company on development. With reduced green-fields exploration being undertaken during the long period of contraction, the supply of potential assets for acquisition or joint venture are limited. A more buoyant market and gold price provides the opportunity for both existing and potential incoming parties to achieve good outcomes.

Truscott continues to work with the tight trading conditions experienced by junior explorers by carefully allocating exploration expenditure, and reducing its corporate overheads by maintaining an operational office on its mining lease at Tennant Creek and moving the majority of its other business functions into the electronic domain.

By maintaining an ongoing emphasis on adding value by developing knowledge rather than the more capital intensive processes associated with drilling it has again been possible to complete the year with limited issuance of new shares. The holdings for the listed top twenty shareholders, currently equals 76% of the total shares on issue.

Directors continue to support the Company by constraining their time charges, advancing loan funds and, subject to annual general meeting approval, accepting full payment for Directors' fees by the issue of Performance Rights that convert to shares on reaching a set Milestone. It should be evident from these actions that the Directors have a long term perspective of the Company and the planned development of its assets.

The Company continues to demonstrate strong attributes, relative to many others in the gold exploration sector of; committed leadership in the field by directors and staff, increasingly rare high grade gold targets, good leverage as a consequence of the number of shares on issue, and large percentages of shareholdings by Directors and staff.



Peter N Smith
Executive Chairman

23 September 2016

REVIEW OF OPERATIONAL ACTIVITIES

Summary

During the year Truscott has continued to work on a number of potential joint venture initiatives with a view to progress the development of both the Westminster and Hera Gold Projects. Funding for the completion of the drill-out at each project and additional capital requirements for development, is under consideration. Market conditions continue to trend positively, and consequently, development risk is lower and potential outcomes for all parties are improving.

Regional field research work during the quarter again focused on advancing the understanding of the paragenesis for; the structural setting, the sedimentary sequence and the mineralisation, across the Central Tennant Creek Mineral Field. Observations made across the Mineral Field have further enabled more detailed interpretation and targeting within the Westminster and Hera Project areas.

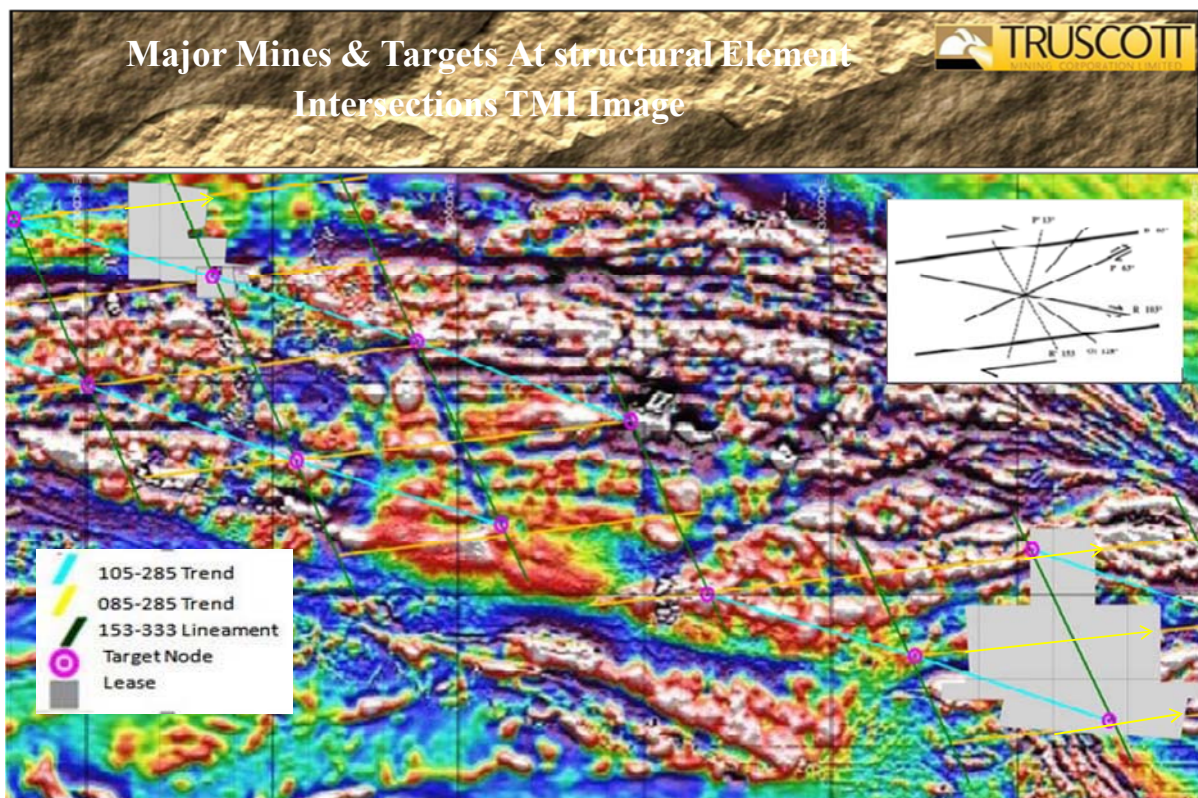


Figure One: Intersecting Structural Elements – Central Goldfield

Overview

In the Central Tennant Creek Mineral Field, Truscott has described the setting for the economic mineralisation in terms of a structural framework.

All historical major mines (Plus 500,000 ounces Au) are located on large 083⁰ (D) shear zones (red traces), with cross cutting 153⁰ (R') structures (blue traces) helping to define deposit locations and targets.

The geophysical signature of trans-current shear on 083⁰ (D) has been correlated with observations from hundreds of kilometres of traverses on foot (Figure 1), minor disruption and offset by late stage activity is evident.

It appears that historical mining operations proceeded with limited knowledge of structural controls and past and contemporary drilling of extensions to mineralised zones have not been undertaken with the benefit of a broader structural context.

The clearer 153^0 (R') lineament is considered to have been active late stage. In addition, locally observed resultant 103^0 (R) shear is offset or rotated when observed across the field to trend approximately 106^0 .

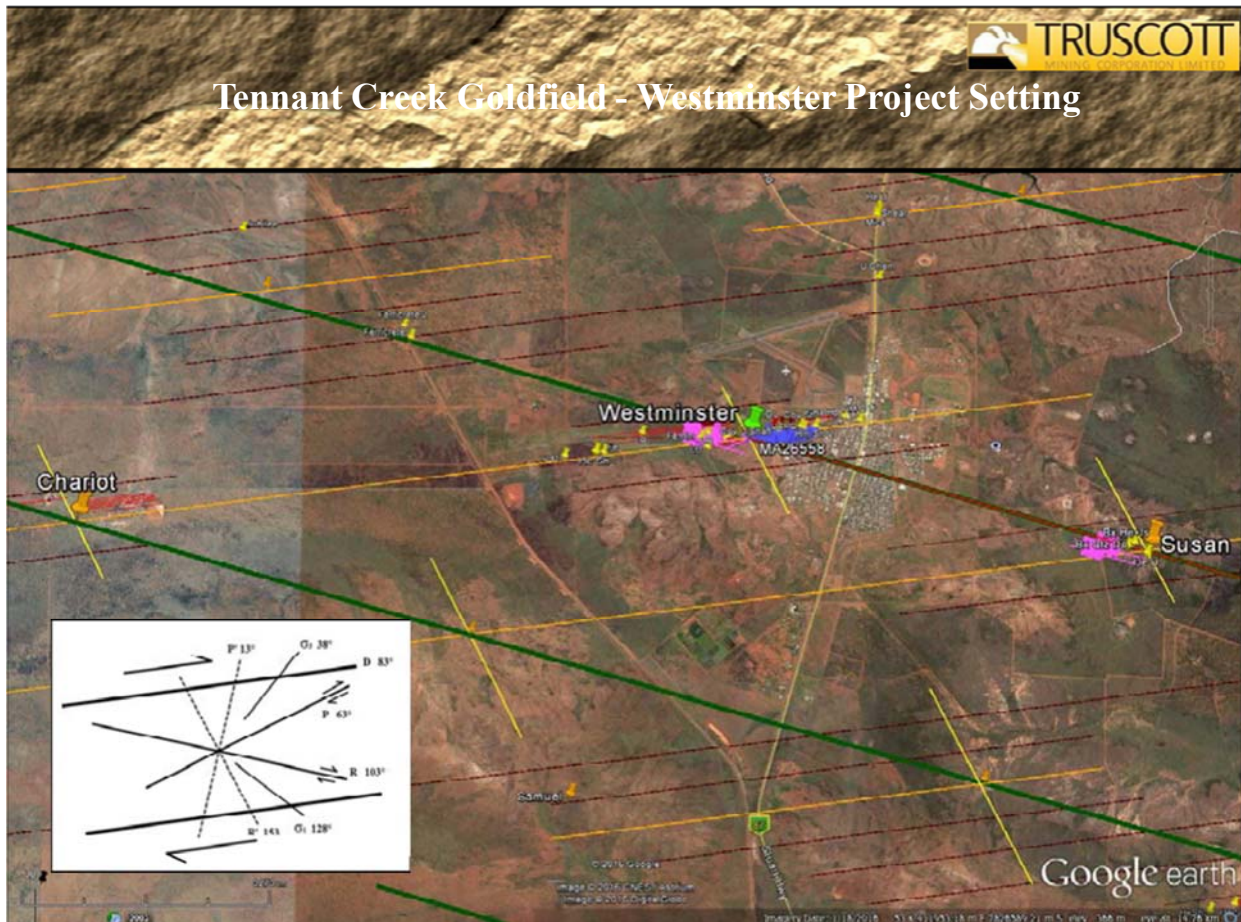


Figure Two: Westminster Project – Structural Setting

Westminster Project – Structural Setting

The Westminster deposit (Figure 2) is positioned relative to a number of exploration sites and historical mines operated by other companies. The project is located along the 106^0 trend that incorporates the Susan and Peko Mines. In addition, the mineral deposit is also adjacent to the Chariot gold deposit along the 083^0 (D) shear zone corridor.

Further planned drilling at Westminster follows:

- Identification of the location of the 083^0 (D) shear zone to constrain the ore system;
- Determination of whether drilling is to be conducted in a compression or extension zone; and
- Targeting higher grade metamorphic zones associated with multi-directional resultant shearing; *

*Host ironstones trending and sheared on the 063^0 (P) direction within compression settings appear to exhibit higher levels of mineralisation when also sheared in the 103^0 (R) direction.

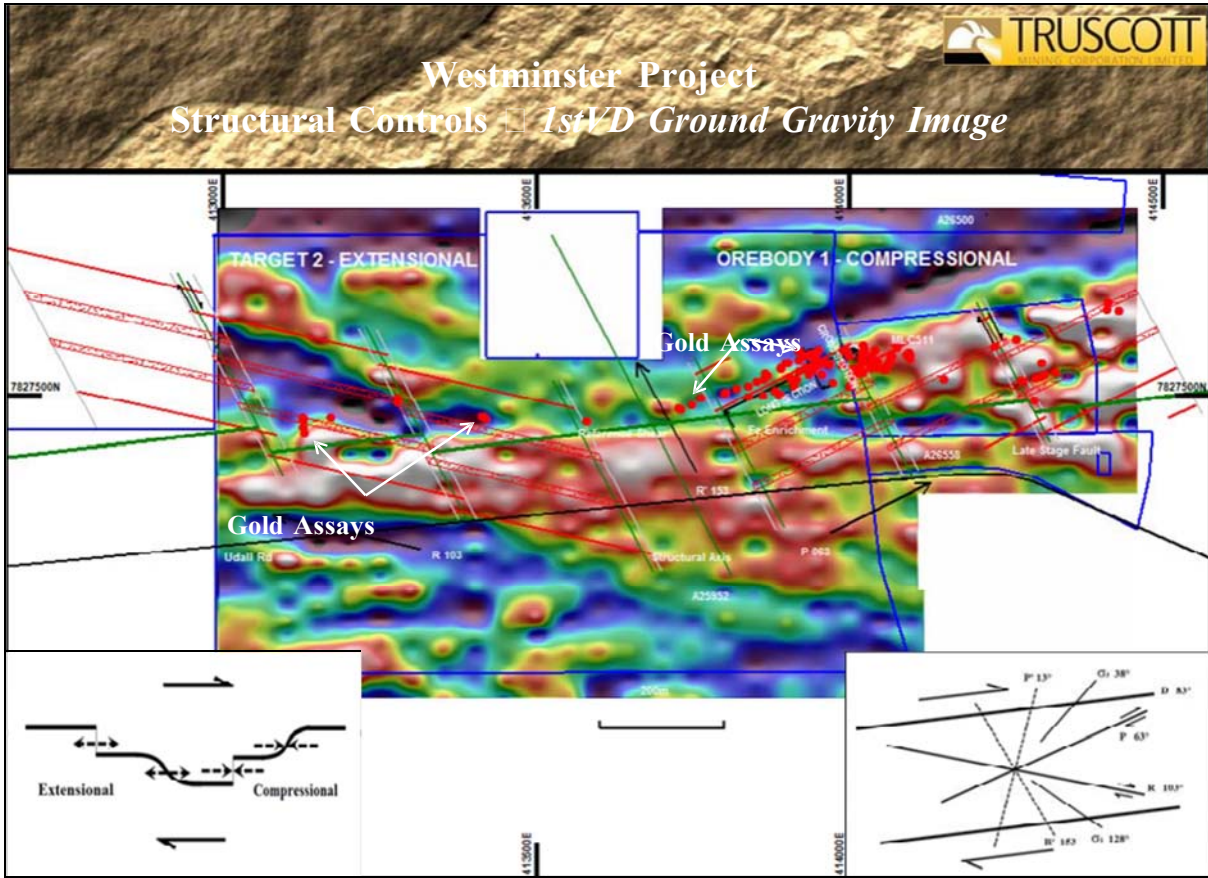


Figure Three: Westminster Project – Structurally Controlled Ore Zones

Westminster Project – Structural Controls

The layout of Westminster (Figure 3) has been established from drilling and surface mapping with ore resource drilling initially focused on the eastern end of Westminster.

The node which centres the Westminster Project has been located in figures one and two. The compression zone (ore body one) to the east of the centre is considered to be what is characterised in structural texts as a positive flower structure. The extension zone (target 2) is considered to be what is commonly characterised as a negative flower structure.

Technical literature describes the negative flower structures associated with the 103^0 (R) resultant direction as typically being initial onset and the dominant dilation. The theory is supported by field observations with those part of the large ore system at the Warrego, exploited to date, appearing to exhibit this character.

With the drilling at Westminster concentrating on the positive flower structure aligned with the 063⁰ (P) resultant shear, the major part of the target zone awaits further drilling. At the Chariot deposit, located adjacent to Westminster on the 083⁰ (D) shear to the West, the character of the main mineralisation footprint defined to date, also appears to be compression.

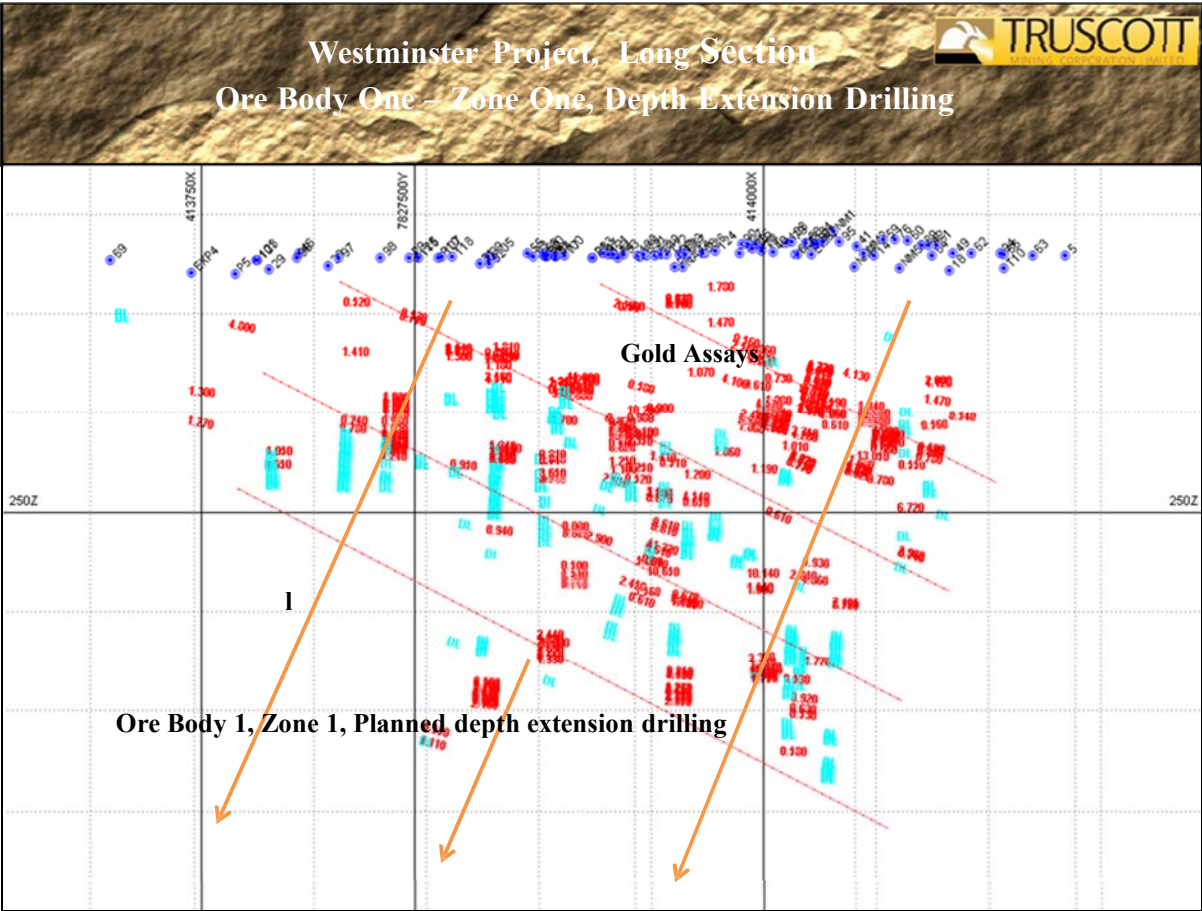


Figure Four: Westminster Project – Ore Body No 1 – West

Westminster Project – Drilling Extent Target One

It is evident from the plan view of Westminster (Figure 3) that less than ten percent of the immediate target area has been effectively drilled to date.

Drilling within the target zone (Figure 4) has substantively been limited to approximately 200 metres below surface at which mineable grade gold intersections continue to be recorded.

The majority of the drilling has been conducted utilising vertical drill holes and a significant number of holes now require extension into projected mineralisation at depth.

Westminster Project – Target Two - Model

Early shallow drilling has intersected substantial intervals of low grade gold mineralisation at the extensional end of the Westminster Project area (Figure five).

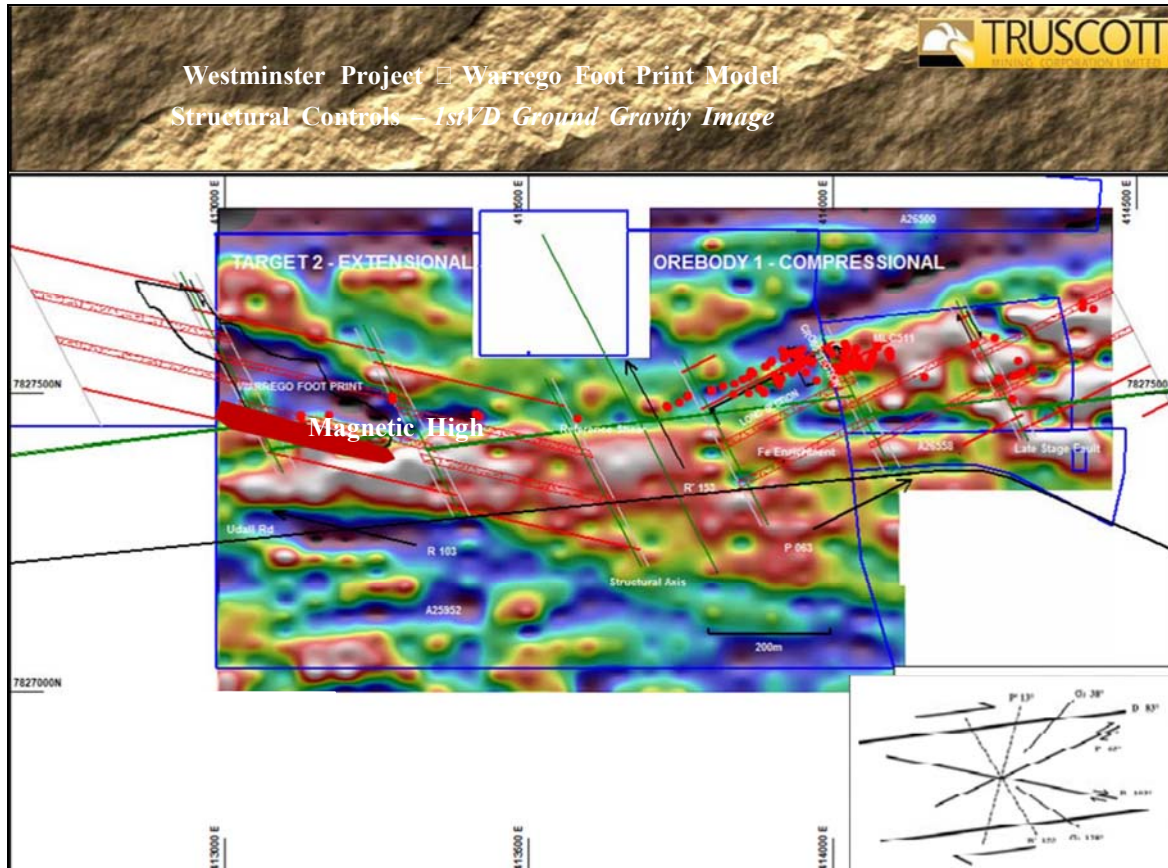


Figure Five: Westminster Project – Target 2 – Comparative Image

The size of the potential target area, at the extension zone of Westminster, can be demonstrated by placing the footprint of the historical Warrego workings (6,750,000 tonnes mined) within the zone.

The footprint (Warrego) which is to actual orientation and size is set over a gravity low with a magnetic high along the south western flank.

Hera Project – Structural Setting

The Hera Project Area (Figure 6) contains two significant targets, located at intersections of structural elements, which are designated as Hera One and Hera Two.

Hera One is positioned along the 106° trend that incorporates the historical Juno and Nobles Nob Mines. The target is also within a new substantial 083° (D) shear zone corridor defined by surface mapping and geophysics.

Hera Two is positioned along the 106° trend that incorporates the Westminster Deposit and the Peko Mine. The target is also adjacent to the historical Nobles Nob Mine along the 083° (D) shear zone corridor.

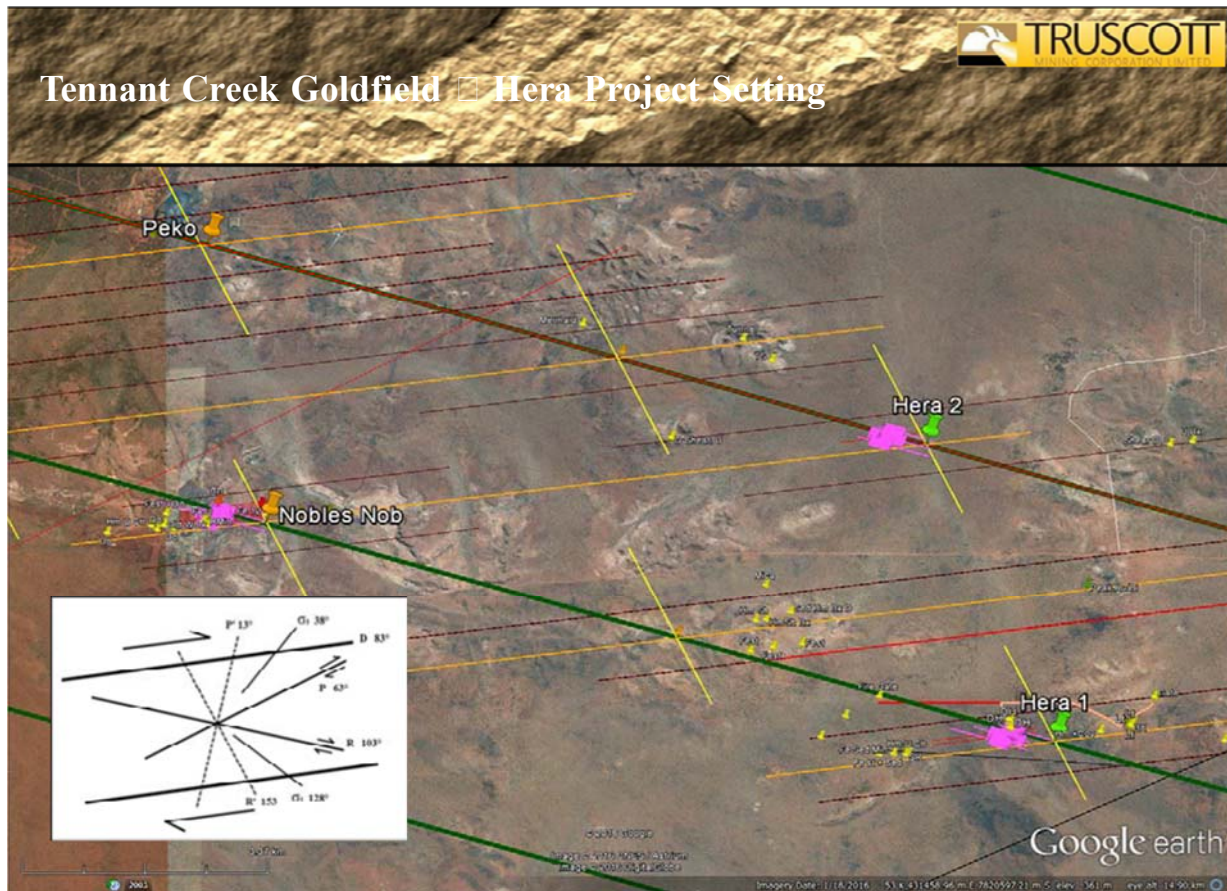


Figure Six: Hera Project-Structural Setting

Tennant Creek Gold field – Paragenesis Model Review

Having an understanding of the driving structural processes and the order in which events have occurred within the goldfield is important when developing an exploration strategy.

Early, and some contemporary explorers have primarily focused on local geological folding and other features within the sedimentary sequence when considering potential sites of mineralisation deposition.

Truscott considers the events which significantly influenced the distribution of mineralization, were largely discordant with earlier smaller scale geological features. That is, subsequent large scale trans-current faulting driving both shearing and dilation have been the important influences controlling the sites for mineralization.

Project Scheduling

Westminster Project Area (Truscott: MLC511, MA25952, MA26500, MA26588 all 100%)

Project Status: *Proposed expenditure and earn-in schedule for the drill out and bankable feasibility study work set out.*

Discussions with interested parties, on the commercial requirements to support project development, are in progress.

Work on metamorphic grades and identification of zones of multiple resultant-shearing to target peak mineralisation undertaken.

Planning completed to target the high grade gold zones within ore-body one, with new drilling, and by extending existing drill holes.

Planning completed for further drilling of the gold mineralisation at target two with the objective of defining sufficient high grade gold to achieve ore body status.

Drilling of the potential ore bodies within the larger Westminster extension/compression system scheduled to follow the finalisation of a commercial agreement.

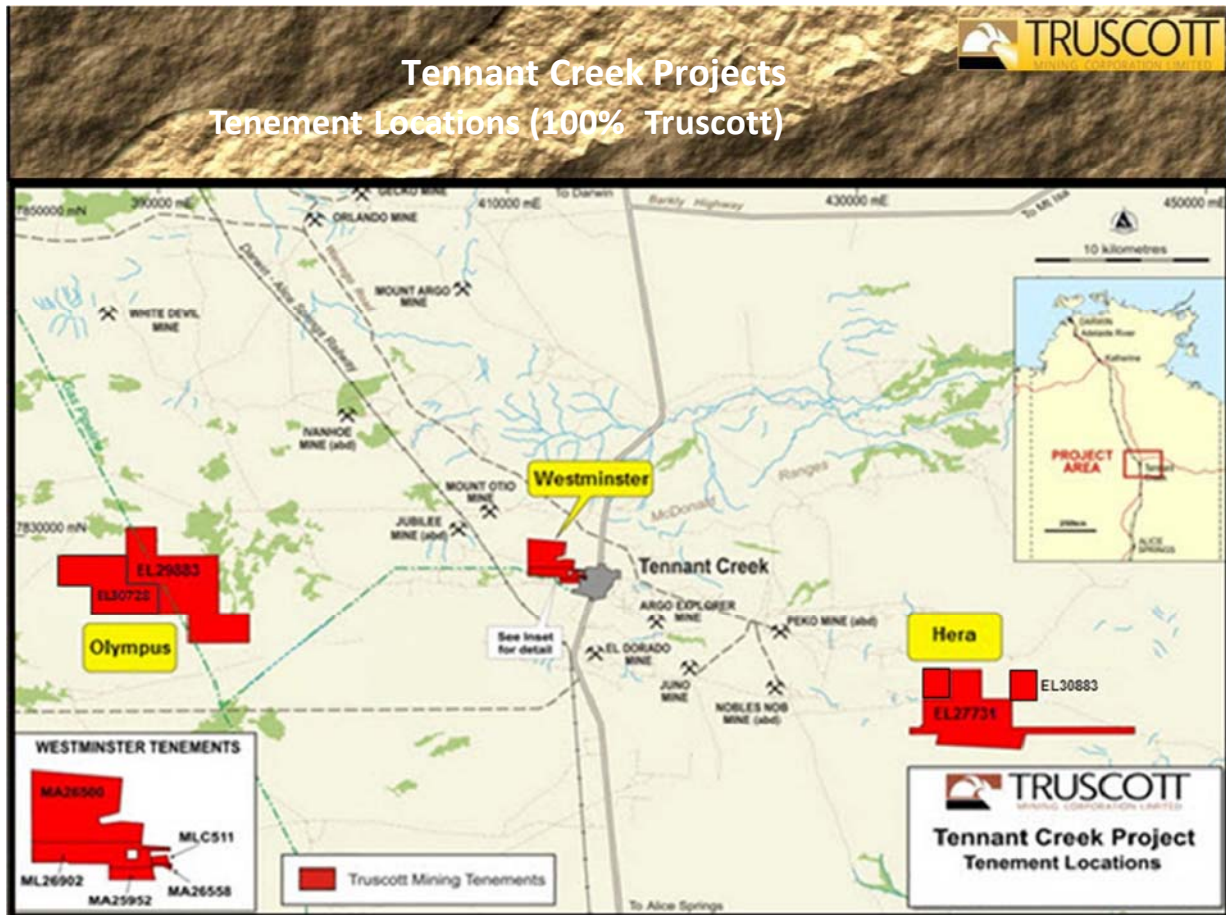


Figure 7: Truscott Exploration Projects

Hera Project Area (Truscott: EL27731, EL 30883) all 100%)

Project Status: *Clearance Certificates issued by AAPA for exploration and mining activities.*

Acquisition of geophysical information over the Hera 2 target is planned. Comparative analysis of the structural setting for the Hera 2 target and field mapping is ongoing.

Centre of the Hera 1 target defined to establish a reference for the location of the extension and compression zones.

Targeted scout drill planning for Hera 1 finalised, MMP submitted. Discussions with a new party, interested in forming an earn-in and Joint Venture agreement, initiated and confidentiality agreements exchanged. Consolidation of separate exploration area EL 30883 progressing.

Olympus Project Area (Truscott: EL29883, EL 30728 all 100%)

Project Status: *Clearance Certificate issued by AAPA for exploration and mining activities.*

Trace of the 083° (D) trans-current shear projected across tenure. Field recognisance and logistic assessments are in progress. Application of regional structural observations is ongoing.

Acquisition of ground based gravity data planned.



Peter N Smith
Executive Chairman

Competent Person's Statement: *The contents of this report, that relate to geology and exploration results, are based on information reviewed by Dr Judith Hanson, who is a consultant engaged by Truscott Mining Corporation Limited and a Member of the Australasian Institute of Mining & Metallurgy. She has sufficient experience relevant to the style of mineralisation and types of deposit under consideration and to the activity being undertaken to qualify as a "Competent Person", as defined in the 2012 edition of the Australasian Code for Reporting of Exploration Results, Mineral Resources and Ore Reserves. Dr Hanson consents to the inclusion in this presentation of the matters compiled by therein in the form and context in which they appear.*

Truscott Mining Corporation Limited's Corporate Governance Arrangements

The Company's board of directors (**Board**) is responsible for the overall corporate governance of the Company, and it recognises the need for the highest standards of ethical behaviour and accountability. It is committed to administering its corporate governance structures to promote integrity and responsible decision making. Accordingly, the Company has, where appropriate, sought to adopt the "Corporate Governance Principles and Recommendations" (Third Edition) (**ASX Recommendations**) published by the ASX Corporate Governance Council.

The corporate governance principles and practices adopted by the Company may depart from those generally applicable to ASX-listed companies under ASX Recommendations where the Board considers compliance is not appropriate having regard to the nature and size of the Company's business.

The Company sets out below its report in relation to its compliance with the ASX Recommendations and those matters of corporate governance where the Company's practice departs from the ASX Recommendations to the extent that they are currently applicable to the Company. This statement is current as at 23 September 2016 and has been approved by the Board of the Company.

ASX Corporate Governance Principles and Recommendations

1. Principle 1: Lay a solid foundation for management and oversight – companies should establish and disclose the respective roles and responsibilities of board and management and how their performance is monitored and evaluated

1.1 Recommendation

A listed entity should disclose:

- (a) the respective roles and responsibilities of its board and management; and
- (b) those matters expressly reserved to the board and those delegated to management.

Compliance with ASX Recommendation: followed

The Company has adopted a Board Charter.

Under the Board Charter, the Board is responsible for the overall operation and stewardship of the Company and, in particular, is responsible for:

- (a) setting the strategic direction of the Company, establishing goals to ensure that these strategic objectives are met and monitoring the performance of management against these goals and objectives;
- (b) ensuring there are adequate resources available to meet the Company's objectives;
- (c) appointing the Managing Director, evaluating the performance and determining the remuneration of senior executives, and ensuring that appropriate policies and procedures are in place for recruitment, training, remuneration and succession planning;
- (d) approving and monitoring financial reporting and capital management;
- (e) approving and monitoring the progress of business objectives;
- (f) ensuring that any necessary statutory licences are held and compliance measures are maintained to ensure compliance with the law and licences;
- (g) ensuring that adequate risk management procedures exist and are being used;
- (h) ensuring that the Company has appropriate corporate governance structures in place, including standards of ethical behaviour and a culture of corporate and social responsibility;
- (i) ensuring that the Board is and remains appropriately skilled to meet the changing needs of the Company; and
- (j) ensuring procedures are in place for ensuring the Company's compliance with the law and financial and audit responsibilities, including the appointment of an external auditor and reviewing the financial statements, accounting policies and management processes.

In complying with Recommendation 1.1, the Company has adopted a Board Charter which discloses the respective roles and responsibilities of the Board and senior management and identifies those matters expressly reserved to the Board and those delegated to management.

1.2 Recommendation 1.2

A listed entity should:

- (a) undertake appropriate checks before appointing a person, or putting forward to security holders a candidate for election, as a director; and
- (b) provide security holders with all material information relevant to a decision on whether or not to elect or re-elect a director.

Compliance with ASX Recommendation: followed

In respect of any future Directors, the Company will conduct specific and appropriate checks of candidates prior to their appointment or nomination for election by shareholders. The Company does not propose to conduct specific checks prior to nominating an existing Director for re-election by shareholders at a general meeting on the basis that this is not considered necessary in the Company's circumstances.

The Chairman and Managing Director, Mr Peter N Smith, and the Executive Director, Mr Michael J Povey, have both been directors since the Company's incorporation. The Chairman and the Executive Director assessed the other Director prior to her appointment, and they considered that she had the appropriate experience that was of value to the Company and had a strong professional reputation.

As a matter of practice, the Company includes in its notices of meeting a brief biography of each Director who stands for election or re-election. The biography sets out the relevant qualifications and professional experience of the nominated Director for consideration by shareholders.

1.3 Recommendation 1.3

A listed entity should have a written agreement with each director and senior executive setting out the terms of their appointment.

Compliance with ASX Recommendation: followed

The Company seeks to engage or employ its Directors and other senior executives under written agreements setting out key terms and otherwise governing their engagement or employment by the Company.

The Company's Managing Director and its Executive Director are both employed pursuant to a written employment agreement with the Company and the non-executive Director is engaged under a letter of appointment.

1.4 Recommendation 1.4

The company secretary of a listed entity should be accountable directly to the board, through the chair, on all matters to do with the proper functioning of the board.

Compliance with ASX Recommendation: followed

The Company Secretary is a Board member and reports directly, and is accountable, to the Board through the Chairman in relation to all governance matters.

The Company Secretary advises and supports the Board members on general governance matters, implements adopted governance procedures, and coordinates circulation of meeting agendas and papers.

1.5 Recommendation 1.5

A listed entity should:

- (a) have a diversity policy which includes requirements for the board or a relevant committee of the board to set measurable objectives for achieving gender diversity and to assess annually both the objectives and the entity's progress in achieving them;
- (b) disclose that policy or a summary of it; and
- (c) disclose as at the end of each reporting period the measurable objectives for achieving gender diversity set by the board or a relevant committee of the board in accordance with the entity's diversity policy and its progress towards achieving them, and either:
 - (i) the respective proportions of men and women on the board, in senior executive positions and across the whole organisation (including how the entity has defined "senior executive" for these purposes); or
 - (ii) if the entity is a "relevant employer" under the Workplace Gender Equality Act, the entity's most recent "Gender Equality Indicators", as defined in and published under that Act.

Compliance with ASX Recommendation: Recommendation 1.5(a), 1.5(b) and 1.5(c)(i) followed; recommendation 1.5(c) not followed

The Board has adopted a diversity policy and is committed to ensuring diversity within the Company, particularly the participation of women. Considering the size and scope of the Company, the Board has not set a measurable objective for achieving gender diversity, however it is the Company's practice that during the selection and appointment process, the professional search firm supporting the Company will provide at least one credible and suitably experienced female candidate.

As at 30 June 2016, women made up 50% of the total Company. The Board comprises of one women and two men, the only employee is a women and we have 2 casual contractors, one male and one female.

1.6 Recommendation 1.6

A listed entity should:

- (a) have and disclose a process for periodically evaluating the performance of the board, its committees and individual directors; and
- (b) disclose, in relation to each reporting period, whether a performance evaluation was undertaken in the reporting period in accordance with that process.

Compliance with ASX Recommendation: not followed

The Company does not have in place a formal process for evaluation of the Board, its committees and individual Directors.

The small size of the Board and the nature of the Company's activities make the establishment of a formal performance evaluation strategy unnecessary. Performance evaluation is a discretionary matter for consideration by the entire Board and in the normal course of events the Board will review performance of senior management, Directors and the Board as a whole.

1.7 Recommendation 1.7

A listed entity should:

- (a) have and disclose a process for periodically evaluating the performance of its senior executives; and
- (b) disclose in relation to each reporting period, whether a performance evaluation was undertaken in the reporting period in accordance with that process.

Compliance with ASX Recommendation: not followed

The Company does not have in place a formal process for evaluation of its key executives.

The Company's small size and the nature of its activities make the establishment of a formal performance evaluation strategy unnecessary. As with evaluation of Directors, performance evaluation for key executives is a discretionary matter for consideration by the entire Board and in the normal course of events the Board will review performance of the executives and management as a whole.

2. Principle 2: Structure of the Board to add value – a listed entity should have a board of an appropriate size, composition, skills and commitment to enable it to discharge its duties effectively

2.1 Recommendation 2.1

The board of a listed entity should:

- (a) have a nomination committee which:
 - (i) has at least three members, a majority of whom are independent directors; and
 - (ii) is chaired by an independent director, and disclose:
 - (iii) the charter of the committee;
 - (iv) the members of the committee; and
 - (v) as at the end of each reporting period, the number of times the committee met throughout the period and the individual attendances of the members at those meetings; or
- (b) if it does not have a nomination committee, disclose that fact and the processes it employs to address board succession issues and to ensure that the board has the appropriate balance of skills, knowledge, experience, independence and diversity to enable it to discharge its duties and responsibilities effectively.

Compliance with ASX Recommendation: 2.1(a) not followed. 2.1(b) followed

The Company does not have a nomination committee.

The full Board, which comprises 1 Non-Executive Director and 2 Executive Directors, considers the matters and issues that would otherwise be addressed by a nomination committee.

Under the Board Charter, candidacy for the Board is based on merit against objective criteria with a view to maintaining an appropriate balance of skills and experience. As a matter of practice, candidates for the office of Director are individually assessed by the Chairman before appointment or nomination to ensure that they possess the relevant skills, experience, personal attributes and capability to devote the necessary time and commitment to the role.

The Board considers that, given the current size and scope of the Company's operations, no efficiencies or other benefits would be achieved by establishing a separate nomination committee.

The Board intends to reconsider the requirement for, and benefits of, a separate nomination committee as the Company's operations grow and evolve.

2.2 Recommendation 2.2

A listed entity should have and disclose a board skills matrix setting out the mix of skills and diversity that the board currently has or is looking to achieve in its membership.

Compliance with ASX Recommendation: not followed

The Company does not currently have a skills or diversity matrix in relation to the Board members.

The Board considers that such a matrix is not necessary given the current size and scope of the Company's operations. The Board may adopt such a matrix at a later time as the Company's operations grow and evolve.

2.3 Recommendation 2.3

A listed entity should disclose:

- (a) the names of the directors considered by the board to be independent directors;
- (b) if a director has an interest, position, association or relationship of the type described in Box 2.3 of ASX Recommendations but the board is of the opinion that it does not compromise the independence of the director, the nature of the interest, position, association or relationship in question and an explanation of why the board is of that opinion; and
- (c) the length of service of each director.

Compliance with ASX Recommendation: followed

The Company has one Director who satisfies the criteria for independence as outlined in Box 2.3 of the ASX Recommendations, being Ms Rebecca Moore.

The Board currently comprises the following members:

(a) Mr Peter N Smith - Executive Chairman and Managing Director

Mr Smith has held this office since the Company's incorporation on 27 September 2005.
Mr Smith is a substantial shareholder such that the Board does not consider Mr Smith to be independent.

(b) **Mr Michael J Povey - Executive Director, Chief Financial Officer and Company Secretary**

Mr Povey has held this office since the Company's incorporation on 27 September 2005.

Mr Povey is an executive director and is a substantial shareholder such that the Board does not consider Mr Povey to be independent.

(c) **Ms Rebecca T Moore -Non-Executive Director**

Ms Rebecca Moore was appointed as a Director on 21 February 2012.

The Board considers Ms Moore to be independent as she is not involved in the day-to-day management of the Company.

2.4 Recommendation 2.4

A majority of the board of a listed entity should be independent directors.

Compliance with ASX Recommendation: not followed

The Board does not comprise a majority of "independent directors" at present.

There is currently one Director who satisfies the criteria for independence for the purposes of ASX Recommendation 2.3, being Ms Rebecca Moore (see paragraph 2.3(c) above).

The Board considers, however, that given the size and scope of the Company's operations at present, it has the relevant experience in the exploration and mining industry and is appropriately structured to discharge its duties in a manner that is in the best interests of the Company and its shareholders from both a long-term strategic and operational perspective.

2.5 Recommendation 2.5

The chair of the board of a listed entity should be an independent director and, in particular, should not be the same person as the CEO of the entity.

Compliance with ASX Recommendation: not followed

The roles of Chairman and Managing Director are exercised by the same person.

The Chairman of the Company, Mr Peter Smith, is not an independent director in accordance with the criteria for independence as outlined in Box 2.3 of the ASX Recommendations.

However, given the size and scope of the Company's operations, the Board believes that Mr Smith is an appropriate person for the position as Chairman because of his experience in the resources sector and as a public company director.

2.6 Recommendation 2.6

A listed entity should have a program for inducting new directors and provide appropriate professional development opportunities for directors to develop and maintain the skills and knowledge needed to perform their role as directors effectively.

Compliance with ASX Recommendation: not followed

The Company does not currently have a formal induction program for new Directors nor does it have a formal professional development program for existing Directors. The Board does not consider that a formal induction program is necessary given the current size and scope of the Company's operations.

All Directors are generally experienced in exploration and mining company operations, albeit in different aspects (e.g. operations, finance, corporate governance etc.). The Chairman has also been a director of another listed company. The Board seeks to ensure that all of its members understand the Company's operations. Directors also attend, on behalf of the Company and otherwise, technical and commercial seminars and industry conferences which enable them to maintain their understanding of industry matters and technical advances.

Noting the above, the Board considers that a formal induction program is not necessary given the current size and scope of the Company's operations, though the Board may adopt such a program in the future as the Company's operations grow and evolve.

3. Principle 3: Act ethically and responsibly — a listed entity should act ethically and responsibly

3.1 Recommendation 3.1

A listed entity should:

- (a) have a code of conduct for its directors, senior executives and employees; and
- (b) disclose that code or a summary of it.

Compliance with ASX Recommendation: followed

The Board believes that the success of the Company has been and will continue to be enhanced by a strong ethical culture within the organisation.

Accordingly, the Company has established a Code of Conduct which sets out the standards with which the directors, officers, managers, employees and consultants of the Company are expected to comply in relation to the affairs of the Company's business and when dealing with each other, shareholders and the broader community.

The Code sets out the Company's policies on various matters, including the following:

- (a) compliance with all applicable laws, rules and regulations;
- (b) conflicts of interest;
- (c) fair dealing;
- (d) dealings with the Company's assets and property;
- (e) use and confidentiality of information;
- (f) continuous disclosure and securities trading (also covered by discrete policies);
- (g) health, safety and environment;
- (h) employment practices; and
- (i) gifts and entertainment.

The Code also outlines the procedure for reporting any breaches of the Code of Conduct and the possible disciplinary action the Company may take in respect of any breaches.

In addition to their obligations under the Corporations Act in relation to inside information, all Directors, employees and consultants have a duty of confidentiality to the Company in relation to confidential information they possess.

In fulfilling their duties, each Director dealing with corporate governance matters may obtain independent professional advice at the Company's expense, subject to prior approval of the Chairman, whose approval will not be unreasonably withheld.

4. Principle 4: Safeguard integrity in corporate reporting – a listed entity should have formal and rigorous processes that independently verify and safeguard the integrity of its corporate reporting

4.1 Recommendation 4.1

The board of a listed entity should:

- (a) have an audit committee which:
 - (i) has at least three members, all of whom are non-executive directors and a majority of whom are independent directors; and
 - (ii) is chaired by an independent director, who is not the chair of the board, and disclose:
 - (iii) the charter of the committee;
 - (iv) the relevant qualifications and experience of the members of the committee; and
 - (v) in relation to each reporting period, the number of times the committee met throughout the period and the individual attendances of the members at those meetings; or
- (b) if it does not have an audit committee, disclose that fact and the processes it employs that independently verify and safeguard the integrity of its corporate reporting, including the processes for the appointment and removal of the external auditor and the rotation of the audit engagement partner.

Compliance with ASX Recommendation: 4.1(a) partly followed, 4.1(b) followed

The Company's Audit Committee comprises just 2 Board Members, only one of which is an independent Director.

The Board has charged the Company Secretary with preparing the annual and half yearly reports. These reports are subsequently audited by the Company's auditors, Hall Chadwick WA Audit Pty Ltd. The Company Secretary also compiles the information and prepares the Company's quarterly financial and operational reports.

All Company reports are reviewed by the Board before they are finalised and the Directors are given the opportunity to question and consider the veracity of the information in the reports.

The Board considers that, given the current size and scope of the Company's operations and that only one Director holds a non-executive position in the Company, efficiencies or other benefits would not be gained by increasing the size of the Board so as to enlarge the audit committee.

As the Company's operations grow and evolve, the Board will reconsider the appropriateness of enlarging the audit committee.

4.2 Recommendation 4.2

The board of a listed entity should, before it approves the entity's financial statements for a financial period, receive from its CEO and CFO a declaration that, in their opinion, the financial records of the entity have been properly maintained and that the financial statements comply with the appropriate accounting standards and give a true and fair view of the financial position and performance of the entity and that the opinion has been formed on the basis of a sound system of risk management and internal control which is operating effectively.

Compliance with ASX Recommendation: followed

As a matter of practice, the Company obtains declarations from its Managing Director and Company Secretary before its financial statements are approved substantially in the form referred to in ASX Recommendation 4.2.

4.3 Recommendation 4.3

A listed entity that has an AGM should ensure that its external auditor attends its AGM and is available to answer questions from security holders relevant to the audit.

Compliance with ASX Recommendation: followed

In accordance with the Company's Shareholder Communications Policy, the Company requests its external auditor to attend each annual general meeting of the Company and be available to answer questions from shareholders in relation to the conduct of the audit and the preparation and content of the auditor's report.

5. Principle 5: Make timely and balanced disclosure – a listed entity should make timely and balanced disclosure of all matters concerning it that a reasonable person would expect to have a material effect on the price or value of its securities

5.1 Recommendation 5.1

A listed entity should:

- (a) have a written policy for complying with its continuous disclosure obligations under the Listing Rules; and
- (b) disclose that policy or a summary of it.

Compliance with ASX Recommendation: followed

The Company is a "disclosing entity" pursuant to section 111AR of the Corporations Act and, as such, is required to comply with the continuous disclosure requirements of Chapter 3 of the ASX Listing Rules and section 674 of the Corporations Act. Subject to the exceptions contained in the ASX Listing Rules, the Company is required to disclose to ASX any information concerning the Company which is not generally available and which a reasonable person would expect to have a material effect on the price or value of the Company's securities.

The Company is committed to observing its disclosure obligations under the Corporations Act and its obligations under the ASX Listing Rules. All relevant information provided to ASX is posted on the Company's website.

The Company has adopted a Continuous Disclosure Policy, the purpose of which is to:

- (a) ensure that the Company, as a minimum, complies with its continuous disclosure obligations under the Corporations Act and the ASX Listing Rules and, as much as possible, seeks to achieve best practice in its disclosure activities;
- (b) provide shareholders and the market with timely, direct and equal access to information issued by the Company; and
- (c) promote investor confidence in the integrity of the Company and its securities.

6. Principle 6: Respect the rights of security holders – A listed entity should respect the rights of its security holders by providing them with appropriate information and facilities to allow them to exercise those rights effectively

6.1 Recommendation 6.1

A listed entity should provide information about itself and its governance to investors via its website.

Compliance with ASX Recommendation: not followed

Information on the Company's corporate governance, including copies of its various corporate governance policies and charters, is included in the Company's annual report.

6.2 Recommendation 6.2

A listed entity should design and implement an investor relations program to facilitate effective two-way communication with investors.

Compliance with ASX Recommendation: followed

The Company has adopted a Shareholder Communications Policy, the purpose of which is to facilitate the effective exercise of shareholders' rights by communicating effectively with shareholders, giving shareholders ready access to balanced and understandable information about the Company and its corporate strategies and making it easy for shareholders to participate in general meetings of the Company.

The Company communicates with shareholders:

- (a) through releases to the market via the ASX;
- (b) through the Company's website;
- (c) through information provided directly to shareholders;
- (d) at general meetings of the Company; and
- (e) by providing a facility whereby third parties (including shareholders) can request email subscription to publicly available information via the Company's website.

6.3 Recommendation 6.3

A listed entity should disclose the policies and processes it has in place to facilitate and encourage participation at meetings of security holders.

Compliance with ASX Recommendation: followed

In accordance with the Company's Shareholder Communications Policy, the Company supports shareholder participation in general meetings and seeks to provide appropriate mechanisms for such participation.

In preparing for general meetings of the Company, the Company will draft the notice of meeting and related explanatory information so that they provide all of the information that is relevant to shareholders in making decisions on matters to be voted on by them at the meeting. This information will be presented clearly and concisely so that it is easy to understand and not ambiguous.

The Company will use general meetings as a tool to effectively communicate with shareholders and allow shareholders a reasonable opportunity to ask questions of the Board of Directors and to otherwise participate in the meeting.

Mechanisms for encouraging and facilitating shareholder participation will be reviewed regularly to encourage the highest level of shareholder participation.

6.4 Recommendation 6.4

A listed entity should give security holders the option to receive communications from, and send communications to, the entity and its security registry electronically.

Compliance with ASX Recommendation: followed

The Company considers that communicating with shareholders by electronic means is an efficient way to distribute information in a timely and convenient manner.

In accordance with the Shareholder Communication Policy, the Company has, as a matter of practice, provided new shareholders with the option to receive communications from the Company electronically and the Company encourages them to do so. Existing shareholders are also encouraged to request communications electronically.

All shareholders that have opted to receive communications electronically are provided with notifications by the Company when an announcement or other communication (including annual reports, notices of meeting etc.) is uploaded to the ASX announcements platform.

7. Principle 7: Recognise and manage risk – a listed entity should establish a sound risk management framework and periodically review the effectiveness of that framework

7.1 Recommendation 7.1

The board of a listed entity should:

(a) have a committee or committees to oversee risk each of which:

- (i) has at least three members, a majority of whom are independent directors; and
- (ii) is chaired by an independent director, and disclose;
- (iii) the charter of the committee;
- (iv) the members of the committee; and
- (v) as at the end of each reporting period, the number of times the committee met throughout the period and the individual attendances of the members at those meetings; or

(b) if it does not have a risk committee or committees that satisfy (a) above, disclose that fact and the processes it employs for overseeing the entity's risk management framework.

Compliance with ASX Recommendation: 7.1(a) not followed, 7.1(b) followed

The Company does not have a separate risk management committee.

The role of the risk management committee is undertaken by the full Board, which comprises one Non-Executive Director and two Executive Directors.

The Board considers that, given the current size and scope of the Company's operations, efficiencies or other benefits would not be gained by establishing a separate risk management committee at present.

As the Company's operations grow and evolve, the Board will reconsider the appropriateness of forming a separate risk management committee.

However, the Board has adopted a Risk Management Policy that sets out a framework for a system of risk management and internal compliance and control, whereby the Board delegates day-to-day management of risk to the Managing Director. The Board is responsible for supervising management's framework of control and accountability systems to enable risk to be assessed and managed.

In addition, Company is committed to ensuring that sound environmental management and safety practices are maintained for its exploration activities.

7.2 Recommendation 7.2

The board or a committee of the board should:

- (a) review the entity's risk management framework at least annually to satisfy itself that it continues to be sound; and
- (b) disclose, in relation to each reporting period, whether such a review has taken place.

Compliance with ASX Recommendation: not followed

As the Board has responsibility for the monitoring of risk management it has not required a formal report regarding the material risks and whether those risks are managed effectively. The Board believes that the Company is currently effectively communicating its significant and material risks to the Board and its affairs are not of sufficient complexity to justify the implementation of a more formal system for identifying, assessing, monitoring and managing risk in the Company.

7.3 Recommendation 7.3

A listed entity should disclose:

- (a) if it has an internal audit function, how the function is structured and what role it performs; or
- (b) if it does not have an internal audit function, that fact and the processes it employs for evaluating and continually improving the effectiveness of its risk management and internal control processes.

Compliance with ASX Recommendation: 7.3(a) not followed, 7.3(b) followed

The Company does not currently have an internal audit function. This function is undertaken by the full Board.

The Company has adopted internal control procedures which are set out in its Risk Management Policy. The Company's internal controls include the following:

- (a) identification of key risks;
- (b) managing activities within budgets and operational and strategic plans;
- (c) regular financial reporting against budget;
- (d) regular visits the Company's exploration project areas to review the geological practices including the environmental and safety aspects of the Company's operations;
- (e) appraisal procedures and due diligence requirements for potential acquisitions or divestments; and
- (iii) reliance on auditor reviews and senior management declarations.

The Managing Director is charged with evaluating and considering improvements to the Company's risk management and internal control processes on an ongoing basis.

The Board considers that an internal audit function is not currently necessary given the current size and scope of the Company's operations.

As the Company's operations grow and evolve, the Board will reconsider the appropriateness of adopting an internal audit function.

7.4 Recommendation 7.4

A listed entity should disclose whether it has any material exposure to economic, environmental and social sustainability risks and, if it does, how it manages or intends to manage those risks.

Compliance with ASX Recommendation: followed

The Company's primary operation of mineral exploration and development is speculative in nature and has inherent risks. It is subject to various economic, environmental and social sustainability risks, which may materially impact the Company's ability to operate and to generate value for shareholders. These include:

- (a) **Exploration:** The success of the Company depends on the delineation of economically mineable reserves and resources, access to required development capital, movement in the price of commodities, securing and maintaining title to the Company's exploration and mining tenements and obtaining all consents and approvals necessary for the conduct of its exploration activities. The actual costs of exploration may materially differ from those estimated by the Company.
- (b) **Title risks:** All exploration leases held by the Company may be subject to overlapping applications. The Company has in place both internal and external land management and land monitoring to ensure appropriate objections are lodged and protection of the leases is maintained.
- (c) **Future capital requirements:** The Company will need to raise funding for working capital from time to time. However, there is no guarantee that appropriate or adequate funding will be available.
- (d) **Commodity price fluctuations:** The Company's future revenue will depend upon demand and commodity prices for its products.
- (e) **Exchange rate fluctuations:** The revenue and/or the expenditure of the Company will be taken into account in Australian and US currencies, exposing the Company to the fluctuations and volatility of the rates of exchange between the US dollar and the Australian dollar as determined in international markets.
- (f) **Environmental risks:** The operations and activities of the Company are subject to environmental laws and regulations. As with most exploration projects and mining operations, the Company's operations and activities are expected to have an impact on the environment, particularly if advanced exploration or mine development proceeds. The Company attempts to conduct its operations and activities to the highest standard of environmental obligation, including compliance with all environmental laws.
- (g) **Securities market conditions:** As with all securities markets, the price of the Company's shares and other securities is subject to fluctuations in the market.

The Company has adopted the Risk Management Policy and other procedures to identify, mitigate and manage these risks. These policies are updated from time to time as the Board considers appropriate in the circumstances for the management of the Company's risk profile.

8. Principle 8: Remunerate fairly and responsibly – A listed entity should pay director remuneration sufficient to attract and retain high quality directors and design its executive remuneration to attract, retain and motivate high quality senior executives and to align their interests with the creation of value for security holders.

8.1 Recommendation 8.1

The board of a listed entity should:

- (a) have a remuneration committee which:
 - (i) has at least three members, a majority of whom are independent directors; and
 - (ii) is chaired by an independent director, and disclose:
 - (iii) the charter of the committee;
 - (iv) the members of the committee; and
 - (v) as at the end of each reporting period, the number of times the committee met throughout the period and the individual attendances of the members at those meetings; or
- (b) if it does not have a remuneration committee, disclose that fact and the processes it employs for setting the level and composition of remuneration for directors and senior executives and ensuring that such remuneration is appropriate and not excessive.

Compliance with ASX Recommendation: 8.1(a) not followed, 8.1(b) followed

The Company has not established a separate remuneration committee and does not have a formal remuneration policy in place.

The role of the remuneration committee is undertaken by the full Board. The Board considers that, given its current size, efficiencies or other benefits would not be gained by establishing a separate remuneration committee.

The Company sets out the remuneration paid or provided to Directors and senior executives annually in the remuneration report contained within the Company's annual report to shareholders. The full Board determines all compensation arrangements for Directors. It is also responsible for setting performance criteria, performance monitors, share option schemes, incentive performance schemes, superannuation entitlements, retirement and termination entitlements and professional indemnity and liability insurance cover.

The maximum aggregate remuneration payable to Non-Executive Directors is \$80,000; the Non-Executive Directors have been paid below this threshold to preserve the Company's cash reserves and in recent years have been paid their directors' fees in the form of shares and performance rights in the Company.

As the Company's operations grow and evolve, the Board will reconsider the appropriateness of forming a separate remuneration committee.

8.2 Recommendation 8.2

A listed entity should separately disclose its policies and practices regarding the remuneration of non-executive directors and the remuneration of executive directors and other senior executives.

Compliance with ASX Recommendation: followed

The Company's policies and practices regarding the remuneration of Executive and Non-Executive Directors and other senior executives is set out in the Remuneration Report contained in the Company's Annual Report for each financial year.

8.3 Recommendation 8.3

A listed entity which has an equity-based remuneration scheme should:

- (a) have a policy on whether participants are permitted to enter into transactions (whether through the use of derivatives or otherwise) which limit the economic risk of participating in the scheme; and
- (b) disclose that policy or a summary of it.

Compliance with ASX Recommendation:

The Company does not currently have an equity-based remuneration scheme.

As the Company's operations grow and evolve, the Board will reconsider the appropriateness of an equity-based remuneration scheme.

TRUSCOTT MINING CORPORATION LIMITED
ABN: 31 116 420 378
DIRECTORS' REPORT

The Board of Directors has pleasure in presenting its report on the company for the financial year ended 30 June 2016.

Directors

Names, Qualifications and Experience

The names and details of the company's directors in office at any time during the year ended 30 June 2016 and until the date of this report are as follows. Directors were in office for the entire period unless otherwise stated.

Peter N Smith – age 61 years (Executive Chairman and Managing Director)
BSc (Min), PG Dip (M Tech), M Min Tech, FAusIMM, CP,

Experience in Australia and overseas in mine development and management including positions with Normandy Poseidon, Gwalia Consolidated, Broken Hill Proprietary Limited and Ivanhoe Mines. Previously Director of Strategic Minerals Corporation and CEO for Giants Reef Mining Limited, and now a director of a number of private exploration companies. Mr Smith has been a director of the company since it was incorporated in September 2005.

Mr Smith is a director and shareholder in Resource Investments & Consulting Pty Ltd which has a contract to supply the services of Mr Smith as a consultant mining engineer.

Rebecca Moore – age 44 years (Non-Executive Director)
B Com, GAICD

Ms Moore has a background in project management, governance and marketing, having worked in state and local government, private enterprise, banking and mining. Ms Moore is a member of the audit committee.

Michael J Povey age 65 years (Executive Director & Company Secretary)
B.Bus, FTIA.

An accountant with public Accounting experience with major accounting firms including Deloitte and KPMG. Mr Povey has also lectured in both undergraduate and postgraduate business courses at Curtin University. Mr Povey has subsequently established an accounting practice concentrating on taxation and company reporting. He has been the company secretary and a director of the company since it was incorporated in September 2005 and is chair of the audit committee.

Mr Povey is the principal of an accounting practice that has a contract to supply the services of Mr Povey for company secretarial and accounting services.

Principal Activities

The principal activities of the company are the exploration and development of gold and base metal projects in the Northern Territory. No significant changes in the nature of these activities occurred during the year ended 30 June 2016.

Operating Results

The loss of the company after providing for income tax amounted to \$44,020 (2015: loss \$240,073).

Dividends

No dividend has been declared or paid by the company during the year ended 30 June 2016 and the directors do not at present recommend a dividend.

Review of Operations

Exploration activities

Truscott has expanded the reach of its research and development activities to study the structural controls over mineralisation of the wider Tennant Creek area. These findings combined with observations on other explorers' exploration programs has built up the knowledge to better focus future exploration drilling, and also to provide a basis for acquiring additional exploration tenure.

The company has continued to update the planned drilling programs for the Westminster and Hera Project areas. The near term level of drilling activity will in part be determined by the status of the Westminster Project. With further improvement in gold market conditions, the Westminster Project Area is at a level of maturity at which it can be advanced by either incorporation in a Joint Venture Arrangement or equity funding.

Financial Position

The net assets of the company were \$7,122,058 at 30 June 2016 (2015: \$6,798,375).

Significant Changes in the State of Affairs

Other than listed below, there were no significant changes in the state of affairs of the company that occurred during the year ended 30 June 2016. As approved at the AGM on 23 October 2015 the Company issued 3,700,000 Class A performance rights to the Directors in lieu of directors' fees for the year ended 30 June 2015 and also issued 2,600,000 Class B performance rights to the executive directors for various sacrifices that had been made on behalf of the Company. On 5 February 2016 the company concluded a fully underwritten non-renounceable rights issue and issued 14,365,410 fully paid ordinary shares at 2.5 cents. The underwriters accepted 9,929,760 shares in full settlement of \$248,244 that they had lent to the Company. In addition, at the AGM, the issue of 105,000 fully paid ordinary shares at 2.5 cents to a contractor for services rendered was approved. Full details of all share issues are included in Note 11 to the Financial Statements.

After Balance Date Events

Other than a refund of \$103,534 from the ATO for the 2015 R&D tax incentive (as recorded in the report as a receivable), the Directors are not aware of any matter or circumstance since the end of the financial year that has significantly affected or may significantly affect the operations of the company, the results of those operations or the state of affairs of the company in subsequent financial years.

TRUSCOTT MINING CORPORATION LIMITED
ABN: 31 116 420 378
DIRECTORS' REPORT

Future Developments, Prospects and Business Strategies

With reduced green-fields exploration having been undertaken throughout the country during the long period of market contraction, the supply of potential assets for acquisition or joint venture are limited. A more buoyant market and gold price provides the opportunity for both Truscott and any potential incoming parties to achieve good outcomes.

Conditional on being able to conclude an initial joint venture arrangement, or the raising of additional equity funding, the directors expect to undertake a number of drilling programs to advance the company's exploration projects. The Westminster Project has the highest priority for work schedules and development under a potential joint venture arrangement. Should market conditions continue to improve, further capital raisings may be appropriate to accelerate other exploration programs and for working capital.

Remuneration Report – audited

This report details the nature and amount of remuneration for each director and executive of Truscott Mining Corporation Limited. As at the date of this report the company had 2 executive directors, but did not have any executive employees.

Remuneration Policy

The policy of the company is to attract the right team members by paying market based remuneration that is commensurate with the skills and experience of the directors and executives. The performance of the Company in its exploration activities has been considered by the Board and compared with the exploration activities of other companies operating in and around the general location of the Tennant Creek Mineral Field. The Board considers that the Company's activities compare very favourably with those of the other companies and accordingly the remuneration is considered to not exceed what is reasonable, based on the performance achieved.

Details of remuneration

The remuneration for each key management person of the company was as follows:

Name	Short-term benefits		Share based payments	Totals
	Directors' fees \$	Consulting fees \$	Non-cash rights value \$	
<u>Executive directors</u>				
P N Smith				
2016	57,600	168,000	4,313	229,913
2015	0	195,600	9,398	204,998
M J Povey				
2016	43,200	52,000	3,162	98,362
2015	0	45,800	7,049	52,849
<u>Non-executive director</u>				
R T Moore				
2016	43,200	0	0	43,200
2015	0	0	7,048	7,048
Totals				
2016	144,000	220,000	7,475	371,475
2015	0	241,400	23,495	264,895

For both the year ended 30 June 2015 and 30 June 2016 Mr Smith has elected to invoice less than the minimum amount payable as per his contract.

As approved at the 2015 AGM, the directors' fees and superannuation payable for the year ended 30 June, 2015 were replaced with Class A performance rights. As the rights have a performance milestone attached to them, their value (as independently calculated using the Hoadley Valuation Model) at issue date was considerably less than the cash value of the fees that they replaced. The cash values for Directors' fees as reported in the 2015 annual report were:

	Cash value \$	Class A Rights value \$	Number of rights
Mr P N Smith	57,600	9,398	1,500,000
Mr M J Povey	43,200	7,049	1,100,000
Ms R T Moore	43,200	7,048	1,100,000
Total	144,000	23,495	3,700,000

At the AGM held on 23 October 2015 the shareholders approved the issue of Class B Performance Rights to the Executive Directors as follows:

	Class B Rights value \$	Number of rights
Mr P N Smith	4,313	1,500,000
Mr M J Povey	3,162	1,100,000
Total	7,475	2,600,000

These rights values were independently calculated using the Hoadley Valuation Model. These rights were issued in recognition of sacrifices made to the company for the year ended 30 June 2015.

TRUSCOTT MINING CORPORATION LIMITED
ABN: 31 116 420 378
DIRECTORS' REPORT

Of the above consulting fees (net of GST) for the years ended 30 June 2016 and 2015, the directors have agreed to defer payment, free of interest, the following amounts until 31 December 2017 or the Company has the necessary funding to move onwards with exploration of the Company's projects:

	2016 \$	2015 \$	Totals \$
Mr P N Smith	95,640	128,764	224,404
Mr M J Povey	27,240	22,900	50,140
Total	122,880	151,664	274,544

In order to conserve cash for research, exploration and working capital purposes the directors have agreed to receive performance rights, subject to shareholder approval, for the director fees that are payable for the year ended 30 June 2016. These performance rights will only be issued if approved by the shareholders and will only subsequently convert to fully-paid ordinary shares if the milestone is reached.

Under the proposed milestone for the rights, each right will automatically convert into one Fully Paid Ordinary Share, as long as the Fully Paid Ordinary shares have a closing price on ASX of 6 cents on 20 consecutive days where the shares have traded in the four years prior to expiry. The rights will expire 4 years from the date of issue. Even if the milestone is reached, the rights will not vest before 1 July 2017.

In the event that the rights issue is approved at the 2016 AGM, then the remuneration would be as per the below table:

Name	Short-term benefits		Share based payments		Totals \$
	Directors' fees \$	Consulting fees \$	Rights value \$	Deemed rights value \$	
<u>Executive directors</u>					
P N Smith					
2016	0	168,000	4,313	57,600	229,913
2015	0	195,600	9,398	0	204,998
M J Povey					
2016	0	52,000	3,162	43,200	98,362
2015	0	45,800	7,049	0	52,849
<u>Non-executive director</u>					
R T Moore					
2016	0	0	0	43,200	43,200
2015	0	0	7,048	0	7,048
Totals					
2016	0	220,000	7,475	144,000	371,475
2015	0	241,400	23,495	0	264,895

The above table assumes that the deemed value of the proposed rights to be issued in lieu of the directors' fees is equal to the cash value of the fees.

Note: If approved by the Members at the 2016 AGM, the actual value of the rights will be independently determined using the Hoadley Valuation Model as at the date of the AGM.

The number of Class C Performance Rights in lieu of director fees proposed to be issued for 2016, and the Class A Performance Rights issued in 2015 were:

	2016 Class C Proposed	2015 Class A Issued
Mr P N Smith	1,500,000	1,500,000
Mr M J Povey	1,100,000	1,100,000
Ms R T Moore	1,100,000	1,100,000
Total	3,700,000	3,700,000

In the event that the performance rights issue in lieu of the Directors' fees is not approved by the shareholders at the 2016 AGM, the directors have agreed to defer payment of the Directors' fees until after 31 December 2017 or the Company has the necessary funding to move onwards with exploration of the Company's projects.

The number of ordinary shares in the Company held by each KMP during the financial year was as follows:

	Balance at Beginning of Year	Other transfer to/from related parties	Issued on taking up of Rights during the Year	Shares purchased on the market during the Year	Balance at End of Year
30 June 2016					
Peter N Smith	29,345,701	(5,550,000)	7,689,070	120,000	31,604,771
Michael J Povey	4,849,533	50,000	496,011	0	5,395,544
Rebecca T Moore	2,535,961	0	3,600,000	0	6,135,961
	36,731,195	(5,500,000)	11,785,081	120,000	43,136,276

The above shareholdings include both direct and indirect holdings as at 30 June 2016.

TRUSCOTT MINING CORPORATION LIMITED
ABN: 31 116 420 378
DIRECTORS' REPORT

The number of ordinary shares in the Company held by each KMP during the previous financial year was as follows:

30 June 2015	Balance at Beginning of Year	Granted as Remuneration during the Year	Issued on Exercise of Options during the Year	Other Changes during the Year	Balance at End of Year
Peter N Smith	26,173,201	3,172,500	0	0	29,345,701
Michael J Povey	3,409,533	1,440,000	0	0	4,849,533
Rebecca T Moore	1,455,961	1,080,000	0	0	2,535,961
	31,038,695	5,692,500	0	0	36,731,195

The above shareholdings include both direct and indirect holdings as at 30 June 2015.

KMP Performance Rights Holdings – year ended 30 June 2016

The number of performance rights held by each KMP of the Company during the financial year is as follows:

30 June 2016	Balance at Beginning of Year	Granted as Remuneration during the Year	Expired during the Year	Balance at End of Year	Vested during the Year	Vested and Exercisable	Vested and Unexercisable
<u>Peter N Smith</u>							1,500,000
Class A rights	0	1,500,000	0	1,500,000	1,500,000	0	1,500,000
Class B rights	0	1,500,000	0	1,500,000	1,500,000	0	0
<u>Michael J Povey</u>							1,100,000
Class A rights	0	1,100,000	0	1,100,000	1,100,000	0	1,100,000
Class B rights	0	1,100,000	0	1,100,000	1,100,000	0	0
<u>Rebecca T Moore</u>							1,100,000
Class A rights	0	1,100,000	0	1,100,000	1,100,000	0	0
Class B rights	0	0	0	0	0	0	0
Totals:							3,700,000
Class A rights	0	3,700,000	0	3,700,000	3,700,000	0	2,600,000
Class B rights	0	2,600,000	0	2,600,000	2,600,000	0	0

The above rights are all held directly.

There were no options on issue at any time during the year ended 30 June 2016.

KMP Options Holdings – year ended 30 June 2015

30 June 2015	Balance at Beginning of Year	Granted as Remuneration during the Year	Exercised during the Year	Expired during the Year	Balance at End of Year	Vested during the Year	Vested and Exercisable	Vested and Unexercisable
Peter N Smith	700,000	0	0	700,000	0	0	0	0
Michael J Povey	500,000	0	0	500,000	0	0	0	0
Rebecca T Moore	0	0	0	0	0	0	0	0
	1,200,000	0	0	1,200,000	0	0	0	0

The above option holdings were all held directly.

TRUSCOTT MINING CORPORATION LIMITED
ABN: 31 116 420 378
DIRECTORS' REPORT

Other KMP Transactions

There have been no other transactions involving equity instruments other than those described in the tables above.

Consultancy agreements

Remuneration and other terms of employment for Mr P N Smith and Mr M J Povey are formalised in consultancy agreements. Ms R T Moore's director's fees are covered in her letter of appointment. Each of the above agreements provide for directors' fees, superannuation and the provision of professional services. A summary of the agreements is as follows:

- The term of each agreement was for 2 years commencing from 30 June 2011. If not renewed the agreements continue on a monthly basis.
- Amounts payable were fixed for the 2 years. There has been no change in the rates since 30 June 2011.
- The agreements may be terminated by giving 3 months notice or the company paying 3 months consultancy fee in lieu of notice.
- Upon termination of the agreement the consultant is not entitled to claim any compensation or damages from the Company in respect of the termination.
- Annual directors' fees payable, inclusive of compulsory superannuation are:

Mr P N Smith	\$57,600
Mr M J Povey	\$43,200
Ms R T Moore	\$43,200
- Minimum annual consultancy fees payable are:

Mr P N Smith	\$230,400
Mr M J Povey	\$43,200
Ms R T Moore	\$nil
- Each director is entitled to receive additional consultancy/directors' fees as specified below once the following number of equivalent days have been worked each year:

Mr P N Smith	120 days	\$2,400 per day
Mr M J Povey	48 days	\$1,800 per day
Ms R T Moore	36 days	\$1,800 per day

Mr Smith elected to receive less than his contracted amount so as to conserve funds for the company. Mr Smith will not be making a claim against the company for the shortfall in the contracted consultancy fees amount.

End of Remuneration Report

Unlisted Share Options

There were no options on issue at any time during the year ended 30 June 2016.

Non-Audit Services

The Board of Directors is satisfied that the provision of non-audit services during the year is compatible with the general standard of independence for auditors imposed by the Corporations Act 2001. The directors are satisfied that the services disclosed below did not compromise the external auditors' independence for the following reasons:

- all material non-audit services are reviewed and approved by the Board of Directors prior to commencement to ensure they do not adversely affect the integrity and objectivity of the auditor; and
- the nature of the services provided do not compromise the general principles relating to auditor independence as set out in accordance with APES 110: Code of Ethics for Professional Accountants set by the Accounting Professional and Ethical Standards Board.

There were no fees for non-audit services paid or payable to the external auditors during the year ended 30 June 2016.

Auditors' Independence Declaration

The auditors' independence declaration for the year ended 30 June 2016 has been received and can be found on page 26 of the Financial Report.

Proceedings on Behalf of the Company

No person has applied for leave of Court to bring proceedings on behalf of the Company or intervene in any proceedings to which the company is a party for the purpose of taking responsibility on behalf of the Company for all or any part of those proceedings.

The Company was not a party to any such proceedings during the year.

Directors' Meetings

During the financial year, 12 meetings of directors (including committees of directors) were held. Attendances by each director during the year were as follows:

	Directors' meetings		Audit committee meetings	
	Number eligible to attend	Number attended	Number eligible to attend	Number attended
Director				
P N Smith	10	10	0	0
R Moore	10	10	2	2
M J Povey	10	10	2	2

In accordance with the Constitution, Mr Povey retires as a director at the Annual General Meeting and being eligible, offers himself for re-election.

TRUSCOTT MINING CORPORATION LIMITED
ABN: 31 116 420 378
DIRECTORS' REPORT

Insurance and Indemnity of Officers or Auditor

The company has paid premiums to insure all the directors against liabilities for costs and expenses incurred by them in defending any legal proceedings arising out of their conduct while acting in their capacity of director of the company, other than conduct involving a wilful breach of duty in relation to the company. Disclosure of the nature and the amount of the premium is prohibited by the confidentiality clause of the insurance contract. No indemnities have been given or agreed to be given or insurance premiums paid or agreed to be paid, during or since the end of the financial year, to any person who is or has been an auditor of the company.

Audit

Mark Lester, trading under the name of Hall Chadwick WA Audit, the Company's auditor, having received ASIC consent, resigned as auditor of the Company on 2nd August 2016. The reason for the resignation was that Mark Lester commenced to practice as an Authorised Audit Company, Hall Chadwick WA Audit Pty Ltd.

Pursuant to section 327C of the Corporations Act, the Directors appointed Hall Chadwick WA Audit Pty Ltd as the Company's new auditor. That appointment expires at the 2016 Annual General Meeting. A resolution is to be put to the AGM to appoint Hall Chadwick WA Audit Pty Ltd as the Company's auditor.

Environmental Regulations and Native Title

Environmental

For exploration and mining licenses; MLC511, MA25952, MA26500, MA26558, EL29883, EL30728, EL27731 and EL30883 and the primary legislation in force is the Northern Territory Mining Management Act 2002, section 35 of which requires the application for authorisation of a Mine Management Plan on an annual basis.


Native Title

For activity zones within exploration and mining licenses; MLC511, MA25952, MA26500, MA26558, EL29883, EL30728, EL27731 and EL30883 an authority has been issued by the Aboriginal Areas Protection Authority for exploration and mining, including the construction of infrastructure.

This report is made in accordance with a resolution of the directors.



DIRECTOR



DIRECTOR

Signed at Nedlands this 23rd day of September 2016

PERTH

255 Hay Street
Subiaco WA 6008
Australia

PO Box 8325
Subiaco East WA 6008

Ph: +61 8 9489 2555
Fx: +61 8 9489 2556

AUDITOR'S INDEPENDENCE DECLARATION

UNDER SECTION 307C OF THE CORPORATIONS ACT 2001

TO THE DIRECTORS OF TRUSCOTT MINING CORPORATION LIMITED


I declare that, to the best of my knowledge and belief, during the year ended 30 June 2016 there has been no contraventions of:

- i. the auditor independence requirements as set out in the Corporations Act 2001 in relation to the audit; and
- ii. any applicable code of professional conduct in relation to the audit.

Hall Chadwick WA Audit Pty Ltd

Hall Chadwick WA Audit Pty Ltd

Chartered Accountants



M A Lester

Perth, WA

Dated this *23rd* day of September 2016

SYDNEY • NEWCASTLE • PARRAMATTA • PENRITH • MELBOURNE • PERTH • BRISBANE • GOLD COAST • DARWIN

Hall Chadwick WA Audit Pty Ltd ABN 94 608 776 834

Liability limited by a scheme approved under Professional Standards Legislation.

A member of Hall Chadwick Association, an association of separate and independent accounting and consulting firms.

www.hallchadwickwa.com.au

TRUSCOTT MINING CORPORATION LIMITED
ABN: 31 116 420 378
STATEMENT OF PROFIT OR LOSS AND OTHER COMPREHENSIVE INCOME

FOR THE YEAR ENDED 30 June 2016

	NOTES	2016	2015
		\$	\$
Revenue	2	229,579	90,964
Consultants		(18,552)	(16,422)
Depreciation		(892)	(1,265)
Compliance and regulatory expenses		(93,590)	(93,996)
Directors' remuneration		(151,475)	(144,000)
Exploration evaluation and development costs written off	8	(15,801)	(116,993)
Superannuation expenses		(1,726)	(1,605)
Employee benefits expense		(18,170)	(16,900)
Administration expenses		(14,853)	(19,039)
Loss before income tax	3	(85,480)	(319,256)
Income tax benefit	4	(41,460)	(79,183)
Loss for the year		(44,020)	(240,073)
Other comprehensive income			
Other comprehensive income for the year, net of tax		0	0
Total comprehensive loss for the year		(44,020)	(240,073)
Earnings per share			
Basic and diluted earnings per share – cents	14	(0.044)	(0.266)

The accompanying notes form part of these financial statements

TRUSCOTT MINING CORPORATION LIMITED
ABN: 31 116 420 378
STATEMENT OF FINANCIAL POSITION

AS AT 30 June 2016

	NOTES	2016	2015
		\$	\$
ASSETS			
CURRENT ASSETS			
Cash & cash equivalents	13	46,861	88,930
Trade and other receivables	5	171,957	144,293
Other current assets	6	4,615	8,920
TOTAL CURRENT ASSETS		223,433	242,143
NON-CURRENT ASSETS			
Plant and equipment	7	10,652	13,833
Deferred exploration, evaluation and development expenditure	8	7,583,685	7,382,883
TOTAL NON-CURRENT ASSETS		7,594,337	7,396,716
TOTAL ASSETS		7,817,770	7,638,859
LIABILITIES			
CURRENT LIABILITIES			
Trade and other payables	9	70,082	60,318
TOTAL CURRENT LIABILITIES		70,082	60,318
NON-CURRENT LIABILITIES			
Trade and other payables	10	445,998	310,830
Borrowings	20	0	248,244
Deferred tax liabilities	4	179,632	221,092
TOTAL NON-CURRENT LIABILITIES		625,630	780,166
TOTAL LIABILITIES		695,712	840,484
NET ASSETS		7,122,058	6,798,375
EQUITY			
Issued capital	11	8,467,628	8,130,895
Reserves	12	30,970	0
Accumulated losses		(1,376,540)	(1,332,520)
TOTAL EQUITY		7,122,058	6,798,375
Commitments	18		
Contingent liabilities	19		

The accompanying notes form part of these financial statements

TRUSCOTT MINING CORPORATION LIMITED
ABN: 31 116 420 378
STATEMENT OF CHANGES IN EQUITY

FOR THE YEAR ENDED 30 June 2016

	Ordinary shares	Accumulated losses	Reserves (1)	Total
	\$	\$	\$	\$
Balance at 30 June 2014	7,874,120	(1,699,038)	606,591	6,781,673
Shares issued during the year	264,967	0	0	264,967
Transaction costs	(8,192)	0	0	(8,192)
Loss attributable to the members	0	(240,073)	0	(240,073)
Transfer of options reserve	0	606,591	(606,591)	0
Balance at 30 June 2015	8,130,895	(1,332,520)	0	6,798,375
Shares issued during the year	361,760	0	0	361,760
Rights issued during the year	0	0	30,970	30,970
Transaction costs	(25,027)	0	0	(25,027)
Loss attributable to the members	0	(44,020)	0	(44,020)
Balance at 30 June 2016	8,467,628	(1,376,540)	30,970	7,122,058

The accompanying notes form part of these financial statements

TRUSCOTT MINING CORPORATION LIMITED
ABN: 31 116 420 378
STATEMENT OF CASH FLOWS

FOR THE YEAR ENDED 30 June 2016

	NOTES	2016	2015
		\$	\$
CASH FLOWS FROM OPERATING ACTIVITIES			
Interest received		1,510	3,134
Payments for exploration, evaluation and development expenditure written off		0	(37)
Payments to suppliers and employees		(115,066)	(123,468)
Research & development tax concession		78,699	0
Net cash used in operating activities	13(a)	(34,857)	(120,371)
CASH FLOWS FROM INVESTING ACTIVITIES			
Payments for exploration, evaluation and development expenditure		(100,770)	(85,993)
Refund for security bond		1,495	840
Term deposit matured		0	20,000
Net cash used in investing activities		(99,275)	(65,153)
CASH FLOWS FROM FINANCING ACTIVITIES			
Proceeds from issue of shares		110,891	73,000
Capital raising costs		(18,828)	(8,192)
Loans from directors		0	235,000
Repayment of director loan		0	(30,000)
Net cash provided by financing activities		92,063	269,808
Net (decrease) increase in cash held		(42,069)	84,284
Cash and cash equivalents at beginning of financial year		88,930	4,646
Cash and equivalents at end of financial year	13(b)	46,861	88,930

The accompanying notes form part of these financial statements

TRUSCOTT MINING CORPORATION LIMITED
ABN: 31 116 420 378
NOTES TO AND FORMING PART OF THE FINANCIAL STATEMENTS

FOR THE YEAR ENDED 30 June 2016

1. STATEMENT OF SIGNIFICANT ACCOUNTING POLICIES:

The principal accounting policies adopted in the preparation of the financial report are set out below.
The financial statements were authorised for issue on 23rd September 2016 by the Directors of the company.

(a) Basis of preparation

These general purpose financial statements have been prepared in accordance with Australian Accounting Standards, interpretations of the Australian Accounting Standards Board (AASB), International Financial Reporting Standards as issued by the International Accounting Standards Board and the *Corporations Act 2001*. The Company is a for-profit entity for financial reporting purposes under Australian Accounting Standards.

The financial statements and notes cover the company Truscott Mining Corporation Limited, incorporated and domiciled in Australia.

Material accounting policies adopted in the preparation of these financial statements are presented below and have been consistently applied unless otherwise stated.

Except for cash flow information the financial statements have been prepared on an accruals basis and are based on historical costs modified, where applicable, by the measurement at fair value of selected non-current assets, financial assets and financial liabilities.

(b) Going concern

For the year ended 30 June 2016, the Company incurred a loss of \$44,020 had net cash outflows of \$34,857 from operating activities, and had net cash outflows of \$99,275 from investing activities as disclosed in the Statement of Profit or Loss and Other Comprehensive Income and Statement of Cash flows, respectively. As a result of the need for continued cash outflows for investment activities the Directors have assessed the Company's ability to continue as a going concern and to pay its debts as and when they fall due.

The Company's ability to fund exploration commitments and for use as working capital is dependent upon raising additional capital in future years or deriving revenue from existing operations. Subsequent to the year end the company received a refund from the ATO of \$103,534 resulting from a R&D tax concession claim for the 2014/15 financial year.

The Directors of the company advise that the following initiatives have been put in place subsequent to year end to restrict cash out flows and to raise additional funding:

- Directors have agreed to accept Performance Rights (subject to shareholder approval) in lieu of directors' fees for the year ended 30 June 2016 and have represented to the company that if the shareholder approval is not received, no directors' fees existing at 30 June 2016 will be payable prior to 31 December 2017 and that no consulting fees that are unpaid at 30 July 2016 will be repaid until 31 December 2017, or the Company has the necessary funding to move onwards with exploration of the Company's projects;
- The company expects to receive a refund from the ATO of \$55,000 resulting from an R&D tax concession claim for the 2015/16 financial year;
- Planning for a placement to a number of sophisticated and/or institutional investors to raise \$150,000; and
- Negotiating a joint venture arrangement over some of the tenements of the Company which would result in an injection of funds into the Company.

Accordingly, the Directors have prepared the Financial Report on a going concern basis. As such, the financial statements do not include any adjustments as to the recoverability and classification of recorded asset amounts or to the amounts and classification of liabilities that might be necessary should the entity not continue as a going concern.

(c) Revenue

Interest revenue is recognised using the effective interest rate method.

The research and development tax concession has been taken up as revenue. The estimated research and development tax concession amount for the year ended 30 June 2016 has been brought to account based on the expected amount of expenditure that can be classified as research and development. The amount relating to the 2014/15 year is the amount claimed and was received from the Australian Taxation Office on 14 July 2016.

All revenue, where applicable, is stated net of Goods and Services Tax ("GST").

(d) Income tax

The income tax expense (revenue) for the year comprises current income tax expense (income) and deferred tax expense (income).

Current income tax expense charged to profit or loss is the tax payable on taxable income. Current tax liabilities (assets) are measured at the amounts expected to be paid to (recovered from) the relevant taxation authority.

Deferred income tax expense reflects movements in deferred tax asset and deferred tax liability balances during the year as well as unused tax losses.

Current and deferred income tax expense (income) is charged or credited outside profit or loss when the tax relates to items that are recognised outside profit or loss.

Except for business combinations, no deferred income tax is recognised from the initial recognition of an asset or liability, where there is no effect on accounting or taxable profit or loss.

Deferred tax assets and liabilities are calculated at the tax rates that are expected to apply to the period when the asset is realised or the liability is settled and their measurement also reflects the manner in which management expects to recover or settle the carrying amount of the related asset or liability.

TRUSCOTT MINING CORPORATION LIMITED
ABN: 31 116 420 378
NOTES TO AND FORMING PART OF THE FINANCIAL STATEMENTS

FOR THE YEAR ENDED 30 June 2016

1. STATEMENT OF SIGNIFICANT ACCOUNTING POLICIES: (cont'd)

(d) Income tax (cont'd)

Deferred tax assets relating to temporary differences and unused tax losses are recognised only to the extent that it is probable that future taxable profit will be available against which the benefits of the deferred tax asset can be utilised.

Current tax assets and liabilities are offset where a legally enforceable right of set-off exists and it is intended that net settlement or simultaneous realisation and settlement of the respective asset and liability will occur. Deferred tax assets and liabilities are offset where: (a) a legally enforceable right of set-off exists; and (b) the deferred tax assets and liabilities relate to income taxes levied by the same taxation authority on either the same taxable entity or different taxable entities where it is intended that net settlement or simultaneous realisation and settlement of the respective asset and liability will occur in future periods in which significant amounts of deferred tax assets or liabilities are expected to be recovered or settled.

(e) Financial instruments

Recognition and initial measurement

Financial assets and financial liabilities are recognised when the entity becomes a party to the contractual provisions to the instrument. For financial assets, this is equivalent to the date that the company commits itself to either the purchase or sale of the asset (i.e. trade date accounting is adopted).

Financial instruments are initially measured at fair value plus transaction costs, except where the instrument is classified "at fair value through profit or loss", in which case transaction costs are expensed to profit or loss immediately.

Loans and receivables

Loans and receivables are non-derivative financial assets with fixed or determinable payments that are not quoted in an active market and are subsequently measured at amortised cost.

Gains and losses are recognised in profit or loss through the amortisation process and when the financial asset is derecognised.

Financial liabilities

Non-derivative financial liabilities (excluding financial guarantees) are subsequently measured at amortised cost.

Gains and losses are recognised in profit or loss through the amortisation process and when the financial liability is derecognised.

(f) Impairment of assets

At the end of each reporting period, the Company assesses whether there is any indication that an asset may be impaired. The assessment will include the consideration of external and internal sources of information. If such an indication exists, an impairment test is carried out on the asset by comparing the recoverable amount of the asset, being the higher of the asset's fair value less costs to sell and value in use, to the asset's carrying amount. Any excess of the asset's carrying amount over its recoverable amount is recognised immediately in profit or loss, unless the asset is carried at a revalued amount in accordance with another Standard (e.g. in accordance with the revaluation model in AASB 116: *Property, Plant and Equipment*). Any impairment loss of a revalued asset is treated as a revaluation decrease in accordance with that other Standard.

Where it is not possible to estimate the recoverable amount of an individual asset, the Company estimates the recoverable amount of the cash-generating unit to which the asset belongs.

Impairment testing is performed annually for goodwill, intangible assets with indefinite lives and intangible assets not yet available for use.

Exploration, evaluation and development expenditure

For capitalised exploration, evaluation and development expenditure the Company assesses whether there is an indication that it may be impaired based on one or more of the following facts or circumstances:

- (a) the period for which the entity has the right to explore in the specific area has expired or will expire in the near future, and is not expected to be renewed;
- (b) substantive expenditure on further exploration for and evaluation of mineral resources in the specific area is neither budgeted nor planned;
- (c) exploration for and evaluation of mineral resources in the specific area have not led to the discovery of commercially viable quantities of mineral resources and the entity has decided to discontinue such activities in the specific area;
- (d) sufficient data exist to indicate that, although a development in the specific area is likely to proceed, the carrying amount of the exploration and evaluation asset is unlikely to be recovered in full from successful development or by sale.

Where the Company assesses that there has been an impairment the amount is immediately recognised in profit or loss in accordance with AASB 6.

(g) Cash and cash equivalents

Cash and cash equivalents include cash on hand, deposits available on demand with banks, other short-term highly liquid investments with original maturities of 3 months or less, and bank overdrafts. Bank overdrafts are reported within short-term borrowings in current liabilities in the statement of financial position.

TRUSCOTT MINING CORPORATION LIMITED
ABN: 31 116 420 378
NOTES TO AND FORMING PART OF THE FINANCIAL STATEMENTS

FOR THE YEAR ENDED 30 June 2016

1. STATEMENT OF SIGNIFICANT ACCOUNTING POLICIES: (cont'd)

(h) Plant and Equipment

Each class of plant and equipment is carried at cost or fair value as indicated less, where applicable, any accumulated depreciation and impairment losses.

Plant and equipment are measured on the cost basis and therefore carried at cost less accumulated depreciation and any accumulated impairment. In the event the carrying amount of plant and equipment is greater than the estimated recoverable amount, the carrying amount is written down immediately to the estimated recoverable amount and impairment losses are recognised either in profit or loss or as a revaluation decrease if the impairment losses relate to a revalued asset. A formal assessment of recoverable amount is made when impairment indicators are present (refer to Note 1(f) for details of impairment).

The carrying amount of plant and equipment is reviewed annually by directors to ensure it is not in excess of the recoverable amount from these assets. The recoverable amount is assessed on the basis of the expected net cash flows that will be received from the asset's employment and subsequent disposal. The expected net cash flows have been discounted to their present values in determining recoverable amounts.

Subsequent costs are included in the asset's carrying amount or recognised as a separate asset, as appropriate, only when it is probable that future economic benefits associated with the item will flow to the Company and the cost of the item can be measured reliably. All other repairs and maintenance are charged to the statement of profit or loss and other comprehensive income during the financial period in which they are incurred.

Depreciation

The depreciable amount of all fixed assets including buildings and capitalised lease assets, but excluding freehold land, is depreciated on a reducing balance or straight-line basis over the asset's useful life to the company commencing from the time the asset is held ready for use. Leasehold improvements are depreciated over the shorter of either the unexpired period of the lease or the estimated useful lives of the improvements.

Plant and equipment are depreciated or amortised on a reducing balance or straight line basis at rates based upon their expected useful lives as follows:

	Life
Leasehold improvements	6 years
Plant and equipment	2.5 – 10 years

The assets' residual values and useful lives are reviewed, and adjusted if appropriate, at each balance date.

An asset's carrying amount is written down immediately to its recoverable amount if the asset's carrying amount is greater than its estimated recoverable amount.

Gains and losses on disposals are determined by comparing proceeds with the carrying amount. These gains and losses are included in the statement of profit or loss and other comprehensive income. When revalued assets are sold, amounts included in the revaluation surplus relating to that asset are transferred to retained earnings.

(i) Deferred exploration, evaluation and development expenditure carried forward

Exploration, evaluation and development expenditures incurred are capitalised in respect of each identifiable area of interest. These costs are only capitalised to the extent that they are expected to be recovered through the successful development of the area or where activities in the area have not yet reached a stage that permits reasonable assessment of the existence of economically recoverable reserves.

Accumulated costs in relation to an abandoned area are written off in full against profit or loss in the year in which the decision to abandon the area is made.

When production commences, the accumulated costs for the relevant area of interest will be amortised over the life of the area according to the rate of depletion of the economically recoverable reserves.

A regular review is undertaken of each area of interest to determine the appropriateness of continuing to capitalise costs in relation to that area of interest.

Costs of site restoration are provided over the life of the project from when exploration commences and are included in the costs of that stage. Site restoration costs include the dismantling and removal of mining plant, equipment and building structures, waste removal, and rehabilitation of the site in accordance with local laws and regulations and clauses of the permits. Such costs have been determined using estimates of future costs, current legal requirements and technology on an undiscounted basis.

Any changes in the estimates for the costs are accounted on a prospective basis. In determining the costs of site restoration, there is uncertainty regarding the nature and extent of the restoration due to community expectations and future legislation. Accordingly the costs have been determined on the basis that the restoration will be completed within one year of abandoning the site. For policy on impairment testing see 1(f).

(j) Trade and other payables

These amounts represent liabilities for goods and services provided to the Company prior to the end of financial year which are unpaid. The amounts are unsecured and are usually paid within 30 days of recognition.

FOR THE YEAR ENDED 30 June 2016

1. STATEMENT OF SIGNIFICANT ACCOUNTING POLICIES: (cont'd)

(k) Employee benefits

Short-term and other long-term employee benefits

Provision is made for the company's liability for employee benefits arising from services rendered by employees to balance date. Employee benefits that are expected to be settled within one year have been measured at the amounts expected to be paid when the liability is settled. Employee benefits payable later than one year have been measured at the present value of the estimated future cash outflows to be made for those benefits. Those cash flows are discounted using market yields on national government bonds with terms to maturity that match the expected timing of cash flows.

Equity settled compensation

The Company does not have a formal employee share plan. Share-based payments to employees are measured at the fair value of the instruments issued and amortised over the vesting periods. Where share-based payments are for past services by employees they fully vest and are measured at the fair value of the instruments issued on the grant date and are brought to account with the corresponding amount recorded to a reserve. Share-based payments to non-employees are measured at the fair value of goods or services received or the fair value of the equity instruments issued, if it is determined the fair value of the goods or services cannot be reliably measured, and are recorded at the date the goods or services are received. The corresponding amount is recorded to a reserve. The fair value of rights is determined using the Hoadley valuation model. The number of shares expected to vest is reviewed and adjusted at the end of each reporting period such that the amount recognised for services received as consideration for the equity instruments granted is based on the number of equity instruments that eventually vest.

(l) Issued capital

Ordinary shares are classified as equity.

Incremental costs directly attributable to the issue of new shares are shown in equity as a deduction, net of tax, from the proceeds. Incremental costs directly attributable to the issue of new shares, for the acquisition of mining properties, are not included in the cost of the acquisition as part of the purchase consideration.

(m) Goods and services tax (GST)

Revenues, expenses and assets are recognised net of the amount of GST, except where the amount of GST incurred is not recoverable from the Australian Taxation Office (ATO).

Receivables and payables are stated inclusive of the amount of GST receivable or payable. The net amount of GST recoverable from, or payable to, the ATO is included with other receivables or payables in the statement of financial position.

Cash flows are presented on a gross basis. The GST components of cash flows arising from investing or financing activities which are recoverable from, or payable to, the ATO are presented as operating cash flows included in receipts from customers or payments to suppliers.

(n) Provisions

Provisions are recognised when the Company has a legal or constructive obligation, as a result of past events, for which it is probable that an outflow of economic benefits will result and that outflow can be reliably measured. Provisions are measured using the best estimate of the amounts required to settle the obligation at the end of the reporting period.

(o) Research & Development Tax Incentive

The R&D tax incentive is recognised as income by recording it as a receivable in the year in which the R&D expenditure was incurred and when the requirements under AASB 120 have been met.

(p) Critical Accounting Estimates and Judgments

The directors evaluate estimates and judgments incorporated into the financial statements based on historical knowledge and best available current information. Estimates assume a reasonable expectation of future events and are based on current trends and economic data, obtained both externally and within the Company.

Critical accounting estimates and assumptions

The Company makes estimates and assumptions concerning the future. The resulting accounting estimates will, by definition, seldom equal the related actual results. The estimates and assumptions that have a significant risk of causing a material adjustment to the carrying amounts of assets and liabilities within the next financial year are discussed below.

Estimated impairment of deferred exploration expenditure

The Company tests annually whether deferred exploration expenditure has suffered any impairment, in accordance with the accounting policy.

Estimated value of Research and Development tax incentive

The Company makes an estimate of the amount of expenditure that qualifies for the R&D tax incentive based reasonable assumptions and prior claims and applies the current rate to that expenditure. The Company has also made a judgement that there is reasonable assurance that the requirements for recognition under AASB 120 have been met.

TRUSCOTT MINING CORPORATION LIMITED
ABN: 31 116 420 378
NOTES TO AND FORMING PART OF THE FINANCIAL STATEMENTS

FOR THE YEAR ENDED 30 June 2016

1. STATEMENT OF SIGNIFICANT ACCOUNTING POLICIES: (cont'd)

(p) Critical Accounting Estimates and Judgments (cont'd)

Share based payments

Where shares have not yet been issued, share based payments have been provided for at the agreed value of the services/fees that have been supplied. Subsequently, when the shares are issued, the fair value of shares issued is the market value of the shares at the grant date. Where this market value differs from the amount provided for it gives rise to either a gain or a loss on the settlement of the payment.

(q) New and amended accounting policies adopted by the company

Standards and interpretations applicable to 30 June 2016

In the year ended 30 June 2016, the Directors have reviewed all of the new and revised Standards and Interpretations issued by the AASB that are relevant to the Company and effective for the current annual reporting period.

As a result of this review, the Directors have determined that there is no material impact of the new and revised Standards and interpretations on the Company and, therefore, no material change is necessary to the Company accounting policies.

Standards and Interpretation in issue not yet amended

The Directors have also reviewed all new Standards and Interpretations that have been issued but are not yet effective for the year ended 30 June 2016. As a result of this review the Directors have determined that there is no material impact, of the new and revised Standards and Interpretations on the Company and, therefore, no change is necessary to Company accounting policies.

(r) New Accounting Standards for Application in Future Periods

Accounting Standards issued by the AASB that are not yet mandatorily applicable to the Company, together with an assessment of the potential impact of such pronouncements on the Company when adopted in future periods, are discussed below:

- AASB 9: *Financial Instruments* and associated Amending Standards (applicable to annual reporting periods beginning on or after 1 January 2018).

The Standard will be applicable retrospectively (subject to the provisions on hedge accounting outlined below) and includes revised requirements for the classification and measurement of financial instruments, revised recognition and derecognition requirements for financial instruments and simplified requirements for hedge accounting.

The key changes that may affect the Company on initial application include certain simplifications to the classification of financial assets, simplifications to the accounting of embedded derivatives, upfront accounting for expected credit loss, and the irrevocable election to recognise gains and losses on investments in equity instruments that are not held for trading in other comprehensive income. AASB 9 also introduces a new model for hedge accounting that will allow greater flexibility in the ability to hedge risk, particularly with respect to hedges of non-financial items. Should the entity elect to change its hedge policies in line with the new hedge accounting requirements of the Standard, the application of such accounting would be largely prospective.

The directors anticipate that the adoption of AASB 9 will not have any impact on Company's financial statements

- AASB 15: *Revenue from Contracts with Customers* (applicable to annual reporting periods beginning on or after 1 January 2018, as deferred by AASB 2015-8: *Amendments to Australian Accounting Standards – Effective Date of AASB 15*).

When effective, this Standard will replace the current accounting requirements applicable to revenue with a single, principles-based model. Except for a limited number of exceptions, including leases, the new revenue model in AASB 15 will apply to all contracts with customers as well as non-monetary exchanges between entities in the same line of business to facilitate sales to customers and potential customers.

The core principle of the Standard is that an entity will recognise revenue to depict the transfer of promised goods or services to customers in an amount that reflects the consideration to which the entity expects to be entitled in exchange for the goods or services. To achieve this objective, AASB 15 provides the following five-step process:

- identify the contract(s) with a customer;
- identify the performance obligations in the contract(s);
- determine the transaction price;
- allocate the transaction price to the performance obligations in the contract(s); and
- recognise revenue when (or as) the performance obligations are satisfied.

TRUSCOTT MINING CORPORATION LIMITED
ABN: 31 116 420 378
NOTES TO AND FORMING PART OF THE FINANCIAL STATEMENTS

FOR THE YEAR ENDED 30 June 2016

1. STATEMENT OF SIGNIFICANT ACCOUNTING POLICIES: (cont'd)

(r) New Accounting Standards for Application in Future Periods (cont'd)

The transitional provisions of this Standard permit an entity to either: restate the contracts that existed in each prior period presented per AASB 108: *Accounting Policies, Changes in Accounting Estimates and Errors* (subject to certain practical expedients in AASB 15); or recognise the cumulative effect of retrospective application to incomplete contracts on the date of initial application. There are also enhanced disclosure requirements regarding revenue.

The directors anticipate that the adoption of AASB 15 will not have any impact on the Company's financial statements.

- AASB 16: *Leases* (applicable to annual reporting periods beginning on or after 1 January 2019).

When effective, this Standard will replace the current accounting requirements applicable to leases in AASB 117: *Leases* and related Interpretations. AASB 16 introduces a single lessee accounting model that eliminates the requirement for leases to be classified as operating or finance leases.

The main changes introduced by the new Standard include:

- recognition of a right-to-use asset and liability for all leases (excluding short-term leases with less than 12 months of tenure and leases relating to low-value assets);
- depreciation of right-to-use assets in line with AASB 116: *Property, Plant and Equipment* in profit or loss and unwinding of the liability in principal and interest components;
- variable lease payments that depend on an index or a rate are included in the initial measurement of the lease liability using the index or rate at the commencement date;
- by applying a practical expedient, a lessee is permitted to elect not to separate non-lease components and instead account for all components as a lease; and
- additional disclosure requirements.

The transitional provisions of AASB 16 allow a lessee to either retrospectively apply the Standard to comparatives in line with AASB 108 or recognise the cumulative effect of retrospective application as an adjustment to opening equity on the date of initial application.

The directors anticipate that the adoption of AASB 16 will not have any impact on the Company's financial statements

- AASB 2014-3: *Amendments to Australian Accounting Standards – Accounting for Acquisitions of Interests in Joint Operations* (applicable to annual reporting periods beginning on or after 1 January 2016)

This Standard amends AASB 11: Joint Arrangements to require the acquirer of an interest (both initial and additional) in a joint operation in which the activity constitutes a business, as defined in AASB 3: Business Combinations, to apply all of the principles on business combinations accounting in AASB 3 and other Australian Accounting Standards except for those principles that conflict with the guidance in AASB 11; and disclose the information required by AASB 3 and other Australian Accounting Standards for business combinations.

The application of AASB 2014-3 will result in a change in accounting policies for the above described transactions, which were previously accounted for as acquisitions of assets rather than applying the acquisition method per AASB 3.

The transitional provisions require that the Standard should be applied prospectively to acquisitions of interests in joint operations occurring on or after 1 January 2016. As at 30 June 2016, management is not aware of the existence of any such arrangements that would impact the financial statements of the entity going forward and as such is not capable of providing a reasonable estimate at this stage of the impact on initial application of AASB 2014-3.

- AASB 2014-10: *Amendments to Australian Accounting Standards – Sale or Contribution of Assets between an Investor and its Associate or Joint Venture* (applicable to annual reporting periods beginning on or after 1 January 2018, as deferred by AASB 2015-10: *Amendments to Australian Accounting Standards – Effective Date of Amendments to AASB 10 and AASB 128*).

This Standard amends AASB 10: Consolidated Financial Statements with regards to a parent losing control over a subsidiary that is not a "business" as defined in AASB 3 to an associate or joint venture, and requires that:

- a gain or loss (including any amounts in other comprehensive income (OCI)) be recognised only to the extent of the unrelated investor's interest in that associate or joint venture;
- the remaining gain or loss be eliminated against the carrying amount of the investment in that associate or joint venture; and

TRUSCOTT MINING CORPORATION LIMITED
ABN: 31 116 420 378
NOTES TO AND FORMING PART OF THE FINANCIAL STATEMENTS

FOR THE YEAR ENDED 30 June 2016

1. STATEMENT OF SIGNIFICANT ACCOUNTING POLICIES: (cont'd)

(r) New Accounting Standards for Application in Future Periods (cont'd)

- any gain or loss from remeasuring the remaining investment in the former subsidiary at fair value also be recognised only to the extent of the unrelated investor's interest in the associate or joint venture. The remaining gain or loss should be eliminated against the carrying amount of the remaining investment.

The application of AASB 2014-10 will result in a change in accounting policies for transactions of loss of control over subsidiaries (involving an associate or joint venture) that are businesses per AASB 3 for which gains or losses were previously recognised only to the extent of the unrelated investor's interest.

The transitional provisions require that the Standard should be applied prospectively to sales or contributions of subsidiaries to associates or joint ventures occurring on or after 1 January 2018. The directors do not anticipate that the adoption of AASB 2014-10 will have any impact on the Company's financial statements.

2. REVENUE

	2016	2015
	\$	\$
Revenue from continuing operations:		
Interest received from other persons	1,881	2,623
Gain on share based payments	120,872	55,732
Research & development tax concession	106,826	32,609
Total revenue	<u>229,579</u>	<u>90,964</u>

3. LOSS BEFORE TAX

Loss before income tax includes the following specific expenses:

Auditor's remuneration for audit or review of the financial reports of the company	26,000	26,000
Remuneration for other services	0	0
Total remuneration	<u>26,000</u>	<u>26,000</u>

4. INCOME TAX EXPENSE

(a) Income tax (benefit)/expense

Current income tax credit	(66,515)	(113,469)
Deferred tax	0	38,793
Current year	57,175	0
Reclassification	(21,066)	(4,507)
Adjustment – change in tax rate to 28.5%	(11,054)	0
	<u>(41,460)</u>	<u>(79,183)</u>

(b) Numerical reconciliation of income tax expense to prima facie tax payable

Loss from continuing operations before income tax expense	<u>(85,480)</u>	<u>(319,256)</u>
Tax at the Australian tax rate of 28.5% (2015 30%)	(24,362)	(95,777)
Blackhole expenditure	(3,551)	(3,616)
R&D tax concession	4,388	24,546
Other expenses	10,634	171
Temporary differences	(53,624)	0
Reclassification	0	(4,507)
Tax losses	66,515	0
Net movement in deferred tax balances	(41,460)	0
Income tax attributable to the Company	<u>(41,460)</u>	<u>(79,183)</u>

TRUSCOTT MINING CORPORATION LIMITED
ABN: 31 116 420 378
NOTES TO AND FORMING PART OF THE FINANCIAL STATEMENTS

FOR THE YEAR ENDED 30 June 2016

4. INCOME TAX EXPENSE (cont'd)

(c) Deferred tax liabilities/assets	Opening balance	Charged to income	Charged directly to equity	Change in tax rate	Reclassification	Closing Balance
Deferred tax liabilities						
Deferred exploration expenditure	2,095,866	10,283	0	0	0	2,106,149
Other	1,726	(141)	0	0	0	1,585
Deferred tax assets						
Accrued expenses	(76,344)	24,144	0	0	0	(52,200)
Tax losses	(1,720,973)	(113,469)	0	0	0	(1,834,442)
Net deferred tax liabilities as at 30 June 2015	300,275	(79,183)	0	0	0	221,092
Deferred tax liabilities						
Deferred exploration expenditure	2,106,149	58,654	0	(105,307)	1,270	2,060,766
Other	1,585	(85)	0	(79)	0	1,421
Deferred tax assets						
Accrued expenses	(52,200)	(4,945)	0	2,610	0	(54,535)
Capital raising costs	0	0	3,551	0	(11,182)	(7,631)
Tax losses carried forward	(1,834,442)	(66,515)	0	91,722	(11,154)	(1,820,389)
Net deferred tax liabilities as at 30 June 2016	221,092	(12,891)	3,551	(11,054)	(21,066)	179,632

5. TRADE AND OTHER RECEIVABLES - CURRENT

	2016 \$	2015 \$
GST credit due	13,053	12,391
Sundry debtors	0	1,495
Income receivable	370	0
R&D tax concession amount	158,534	130,407
	<u>171,957</u>	<u>144,293</u>

6. OTHER CURRENT ASSETS

Prepayments	4,615	8,920
	<u>4,615</u>	<u>8,920</u>

7. PROPERTY PLANT AND EQUIPMENT

Leasehold improvements – at cost	3,746	3,746
Less accumulated depreciation	(2,877)	(2,724)
	<u>869</u>	<u>1,022</u>
Office furniture and equipment – at cost	15,398	21,255
Less accumulated depreciation	(14,130)	(19,095)
	<u>1,268</u>	<u>2,160</u>
Motor vehicle – at cost	26,561	26,561
Less accumulated depreciation	(22,312)	(21,332)
	<u>4,249</u>	<u>5,229</u>
Field equipment – at cost	35,018	35,018
Less accumulated depreciation	(30,752)	(29,596)
	<u>4,266</u>	<u>5,422</u>
	<u>10,652</u>	<u>13,833</u>

TRUSCOTT MINING CORPORATION LIMITED
ABN: 31 116 420 378
NOTES TO AND FORMING PART OF THE FINANCIAL STATEMENTS

FOR THE YEAR ENDED 30 June 2016

7. PROPERTY PLANT AND EQUIPMENT (cont'd)

Movements in carrying amounts

Movement in the carrying amounts for each class of property, plant and equipment:

	Building Improvements	Office furniture and equipment	Field equipment	Motor Vehicle	Totals
Balance at 1 July 2014	1,202	3,425	7,110	6,436	18,173
Additions	0	0	0	0	0
Disposals	0	0	0	0	0
Revaluation increments/decrements	0	0	0	0	0
Depreciation expense	(180)	(1,265)	(1,688)	(1,207)	(4,340)
Balance at 1 July 2015	1,022	2,160	5,422	5,229	13,833
Additions	0	0	0	0	0
Disposals/write-offs	0	0	0	0	0
Revaluation increments/decrements	0	0	0	0	0
Depreciation expense	(153)	(892)	(1,156)	(980)	(3,181)
Balance at 30 June 2016	869	1,268	4,266	4,249	10,652

8. DEFERRED EXPLORATION, EVALUATION AND DEVELOPMENT EXPENDITURE

	2016	2015
	\$	\$
Tenement acquisition costs – at cost	285,773	302,684
Security deposits – at cost	59,709	59,709
Deferred exploration expenditure – at cost	7,238,203	7,020,490
	<u>7,583,685</u>	<u>7,382,883</u>
Carrying amount at beginning of year	7,382,883	7,351,593
Deferred exploration, evaluation and development expenditure incurred	215,265	150,618
Expenditure associated with acquisitions	1,338	0
Prior year costs written-off	(15,801)	(116,620)
Current year costs written-off	0	(373)
Payment (refund) of security deposits	0	(2,335)
Carrying amount at end of year (at cost)	<u>7,583,685</u>	<u>7,382,883</u>

The ultimate recoupment of the above deferred exploration expenditure is depend development and commercial exploitation or, alternatively, sale of the respective above expenditure relates to exploration phase.

9. TRADE AND OTHER PAYABLES – CURRENT

Sundry payables and accrued expenses	70,082	60,318
	<u>70,082</u>	<u>60,318</u>

10. TRADE AND OTHER PAYABLES – NON-CURRENT

Amounts due to related parties:		
Consulting fees	301,998	166,830
Directors' fees	144,000	144,000
	<u>445,998</u>	<u>310,830</u>

The directors have agreed to defer receipt of some consulting fees until after 31 December 2017 or the Company has the necessary funding to move onwards with exploration of the Company's projects.

In order to conserve cash for research, exploration and working capital purposes the directors have agreed to receive performance rights, subject to shareholder approval, for the above director fees that are payable for the year ended 30 June 2016. These performance rights will only be issued if approved by the shareholders and will only subsequently convert to fully-paid ordinary shares if the milestone is reached. Under the proposed milestone for the rights, each right will automatically convert into one Fully Paid Ordinary Share, as long as the Fully Paid Ordinary shares have a closing price on ASX of 6 cents on 20 consecutive days where the shares have traded in the four years prior to expiry. Even if the milestone is reached the rights will not vest before 1 July 2017. At the 2015 AGM shareholder approval was given for performance rights to be issued in lieu of the directors' fees payable for the year ended 30 June 2015. Please refer to the remuneration report within the Directors' report for full details.

TRUSCOTT MINING CORPORATION LIMITED
ABN: 31 116 420 378
NOTES TO AND FORMING PART OF THE FINANCIAL STATEMENTS

FOR THE YEAR ENDED 30 June 2016

11. ISSUED CAPITAL

a) Ordinary Shares

- (i) Issued and paid-up capital
107,845,544 (2015:93,375,134) fully paid ordinary shares

	2016		2015	
	No. of Shares	\$	No. of Shares	\$
(ii) Movements in shares on issue				
Opening balance	93,375,134	8,130,895	85,357,634	7,874,120
Shares issued on 5/02/16 as per rights issue at 2.5 cents	14,365,410	359,135	0	0
Shares issued on 5/02/16 to contractor at 2.5 cents	105,000	2,625	0	0
Shares issued on 15/10/14 at 4.0 cents to employees and sophisticated investors	0	0	2,325,000	88,500
Shares issued on 28/11/14 as per AGM to directors at 4.0 cents	0	0	5,692,500	176,467
	<u>107,845,544</u>	<u>8,492,655</u>	<u>93,375,134</u>	<u>8,139,087</u>
Less costs of issues	<u>0</u>	<u>(25,027)</u>	<u>0</u>	<u>(8,192)</u>
Closing balance	<u>107,845,544</u>	<u>8,467,628</u>	<u>93,375,134</u>	<u>8,130,895</u>

- (iii) Holders of ordinary shares have the right to receive dividends as declared and in the event of winding up the company, to participate in the proceeds from the sale of all surplus assets in proportion to the number of shares held and the amount paid up. At shareholders' meetings each ordinary share is entitled to one vote when a poll is called, otherwise each shareholder has one vote on a show of hands.

Share issues:

The following shares were issued during the year:

5 February 2016 – 105,000 shares at 2.5 cents to a contractor.

5 February 2016 – 14,365,410 shares at 2.5 cents as per rights issue.

The following shares were issued last financial year:

15 October 2014 – 500,000 shares at 4.0 cents to a contractor

15 October 2014 – 1,825,000 shares at 4.0 cents to sophisticated investors.

28 November 2014 – 5,692,500 shares at 4.0 cents as per the AGM in lieu of directors' fees and consulting fees.

b) Options over Ordinary Shares

Options:

At no time during the year did the Company have any options on issue.

c) Capital management

As the company operates in the field of mineral exploration, with no current sales revenue from mining activities, it is not prudent to expose the company to the financial risk of external borrowing. The company is 100% equity funded at a level to ensure that the Company can fund its operations and continue as a going concern.

The Company's capital only comprises fully paid ordinary share capital.

There are no externally imposed capital requirements.

Management effectively manages the Company's capital by assessing the Company's financial requirements and raising additional capital as required to fund the company's operations, research and exploration programs.

As at 30 June 2015 the Company had borrowed \$248,500 from the Directors. This amount was fully repaid from the rights issue in February this year. Other than the repayment of the loans from Directors, there have been no changes in the strategy adopted by management to control the capital of the Company since the prior year.

TRUSCOTT MINING CORPORATION LIMITED
ABN: 31 116 420 378
NOTES TO AND FORMING PART OF THE FINANCIAL STATEMENTS

FOR THE YEAR ENDED 30 June 2016

12. RESERVES

	2016	2015
	\$	\$
Opening balance	0	606,591
Transfer to accumulated losses on expiry of options	0	(606,591)
Gain on grant of Class A Performance Rights	23,495	0
Gain on grant of Class B Performance Rights	7,475	0
Closing balance	<u>30,970</u>	<u>0</u>

The reserve records items recognised as costs when:

- a. options are issued to directors as part of their remuneration;
- b. options are issued to brokers who assist with capital raisings;
- c. options are issued to employees as part of their remuneration;
- d. options are issued to consultants as consideration for services rendered; and
- e. rights are issued to directors as part of their remuneration;

Performance Rights:

Class A Rights – 3,700,000 granted on 23 October 2015, have vested and have an expiry of 23 October 2019. These rights are subject to the Company's closing share price being at least 8 cents per share for 20 consecutive days on which the shares trade in the 4 years from date of issue. If this milestone is not achieved the rights will lapse.

Class B Rights – 2,600,000 granted on 23 October 2015, have vested and have an expiry of 23 October 2019. These rights are subject to the Company's closing share price being at least 15 cents per share for 20 consecutive days on which the shares trade in the 4 years from date of issue. If this milestone is not achieved the rights will lapse

13. CASH FLOW INFORMATION

- (a) Reconciliation of the loss from continuing operations after income tax to the net cash flows used in operating activities

Loss after income tax	(44,020)	(240,073)
Gain on remuneration liability settled by share based payments	(120,872)	(55,732)
Directors' fees to be satisfied by the issue of rights	144,000	0
Rights issue as per AGM to executive directors	7,475	0
Write-off of exploration expenditure	15,801	116,620
Depreciation	892	1,265
Changes in assets and liabilities:		
(Increase)/Decrease in receivables	(28,788)	(25,554)
(Increase)/Decrease in income receivable	(371)	0
Increase/(Decrease) in payables and accruals	32,729	163,448
(Increase)/Decrease in prepayments	(243)	(1,162)
(Decrease)/Increase in deferred taxes payable	(41,460)	(79,183)
Net cash flows from/(used in) operating activities	<u>(34,857)</u>	<u>(120,371)</u>

- (b) Reconciliation of cash and cash equivalents:
Cash and cash equivalents

<u>46,861</u>	<u>88,930</u>
---------------	---------------

Closing Balance per Statement of Cash Flows

<u>46,861</u>	<u>88,930</u>
---------------	---------------

- (c) Non-cash Financing and Investing Activities

The Company will issue, subject to shareholder approval, 3,700,000 Class C Performance Rights in lieu of directors' fees of \$144,000 for the year ended 30 June 2016. These rights are subject to the Company's closing share price being at least 6 cents per share for 20 consecutive days on which the shares trade in the 4 years from date of issue. If this milestone is not achieved the rights will lapse. In the event that the shareholders do not agree to the issue of the rights the directors are entitled to receive their director's fees paid in cash. To assist the Company, in the event that the issue is not approved, the Directors have agreed to not request payment of the directors fees until the Company has the funds for payment. The full amount of \$144,000 for the Directors fees was expensed in the Statement of Profit or Loss and Other Comprehensive Income for the year ended 30 June 2016.

The above amount of \$144,000 of directors' fees is included in Note 10 – Trade & other payables – non-current.

The Company received shareholder approval at the 2015 AGM to issue 2,600,000 Class B Performance Rights for sacrifices made by the Executive Directors during the year ended 30 June 2015. The value of those rights of \$7,475 has been expensed in the Statement of Profit or Loss and Other Comprehensive Income for the year ended 30 June 2016.

TRUSCOTT MINING CORPORATION LIMITED
ABN: 31 116 420 378
NOTES TO AND FORMING PART OF THE FINANCIAL STATEMENTS

FOR THE YEAR ENDED 30 June 2016

13. CASH FLOW INFORMATION (cont'd)

The Company received shareholder approval at the 2015 AGM to issue 3,700,000 Class A Performance Rights in lieu of directors' fees that were payable for the year ended 30 June 2015. The full amount of \$144,000 for the Directors fees was expensed in the Statement of Profit or Loss and Other Comprehensive Income for the year ended 30 June 2015.

14. LOSS PER SHARE

The following reflects the loss and share data used in the calculations of basic and diluted earnings per share:

	2016	2015
	\$	\$
Loss used in calculating basic and diluted earnings per share	<u>(44,020)</u>	<u>(240,073)</u>
	No.	No.
Weighted average number of ordinary shares outstanding during the year used in calculating basic and diluted EPS	99,044,363	90,338,579

15. SEGMENT INFORMATION

The company operated solely in Australia in mineral exploration for the whole of the year.

16. RELATED PARTY DISCLOSURES

Transactions with related parties.

Peter N Smith is a director of Resource Investments & Consulting Pty Ltd (RIC) which provided mining engineering and geological services totalling \$168,000 (2015 \$195,600). RIC agreed to defer receipt of \$95,640 (2015 \$128,764) until 31 December 2017, or the company has sufficient funds to make payment.

RIC received \$4,747 for part underwriting the February rights issue.
Smith Superannuation Fund, of which Mr Smith is a beneficiary received \$3,327 for part underwriting the February rights issue
Rebecca T Moore received \$2,700 for part underwriting the February rights issue.

Michael J Povey is the principal of an Accounting practice which provided accounting and company secretarial services totalling \$52,000 (2015 \$45,800). Mr Povey agreed to defer receipt of \$27,240 (2015 \$22,900) until 31 December 2017, or the company has sufficient funds to make payment.

The above amounts agreed to be deferred are included in Note 10 – Trade & other payables.

17. FINANCIAL RISK MANAGEMENT

(a) Financial risk management policies

The Company's financial instruments consist mainly of deposits with banks, accounts receivable and accounts payable.

The board's overall risk management strategy seeks to assist the Company in meeting its financial targets, whilst minimising potential adverse effects on financial performance. The Company has developed a framework for a risk management policy and internal compliance and control system that covers the organisational, financial and operational aspects of the Company's affairs. The Board is responsible for ensuring the maintenance of, and compliance with appropriate systems.

Credit risk

The maximum exposure to credit risk, excluding the value of any collateral or other security, at balance date of recognised financial assets is the carrying amount of those assets as disclosed in the Statement of Financial Position and notes to the financial statements. The company does not have any material credit risk exposure.

Liquidity risk

Prudent liquidity risk management implies maintaining sufficient cash and marketable securities. The Company manages liquidity risk by monitoring forecast cash flows.

TRUSCOTT MINING CORPORATION LIMITED
ABN: 31 116 420 378
NOTES TO AND FORMING PART OF THE FINANCIAL STATEMENTS

FOR THE YEAR ENDED 30 June 2016

17. FINANCIAL RISK MANAGEMENT (cont'd)

The table below reflects an undiscounted contractual maturity analysis for financial liabilities.

Cash flows realised from financial assets reflect management's expectation as to the timing of realisation. Actual timing may therefore differ from that disclosed. The timing of cash flows presented in the table to settle financial liabilities reflects the earliest contractual settlement dates.

	Within one year		1 to 5 years		Over 5 years		Total	
	2016	2015	2016	2015	2016	2015	2016	2015
	\$	\$	\$	\$	\$	\$	\$	\$
Financial liabilities due for payment								
Trade & other payables	70,082	60,318	445,998	310,830	0	0	516,080	371,148
Borrowings	0	0	0	248,244	0	0	0	248,244
Total contractual outflows	70,082	60,318	445,998	559,074	0	0	516,080	619,392

Interest Rate Risk

Cash funds held in term deposits are monitored on a regular basis to ensure interest earned on deposits is maintained at market rates. Cash held in non-interest bearing accounts are reviewed daily and cash surplus to the day's requirements are moved to interest bearing accounts.

	Notes	Floating Interest Rate		Fixed interest rate		Non-Interest Bearing		Total	
		\$		\$		\$		\$	
		2016	2015	2016	2015	2016	2015	2016	2015
Financial Assets:									
Cash at bank and on hand	13(b)	0	0	0	0	2,822	2,807	2,822	2,807
Cash at call	13(b)	44,039	86,123	0	0	0	0	44,039	86,123
Trade and other receivables – Current	5	0	0	0	0	171,957	144,293	171,957	144,293
		0	0	0	0				
Total financial assets		44,039	86,123	0	0	174,779	147,100	218,818	233,223
Weighted average interest rate		0.95%	1.5%	-	-				
Financial Liabilities:									
Payables – Current	9	0	0	0	0	70,082	60,318	70,082	60,318
Non-current	10	0	0	0	0	445,998	310,830	445,998	310,830
Borrowings – Non-current	20	0	0	0	0	0	248,244	0	248,244
Total financial liabilities		0	0	0	0	516,080	619,392	516,080	619,392
Weighted average interest rate		-	-	-	-				
Net financial assets (liabilities)		44,039	86,123	0	0	(341,301)	(472,292)	(297,262)	(386,169)

(b) Financial instruments

Net Fair Value

For other assets and other liabilities the net fair value approximates their carrying value, as disclosed in the Statement of Financial Position.

18. CAPITAL AND LEASING COMMITMENTS

Capital expenditure commitments

Estimated commitments for which no provisions were included in the financial statements are as follows:

Exploration Expenditure Commitments

The company has certain obligations to perform minimum annual exploration work totalling \$165,000 on its tenements.

TRUSCOTT MINING CORPORATION LIMITED
ABN: 31 116 420 378
NOTES TO AND FORMING PART OF THE FINANCIAL STATEMENTS

FOR THE YEAR ENDED 30 June 2016

19. CONTINGENT LIABILITIES

The directors are not aware of any contingent liabilities as at the date of this report.

20. BORROWINGS – NON-CURRENT

	2016	2015
	\$	\$
Loans from Directors (unsecured)	0	248,244
Total non-current borrowings	<u>0</u>	<u>248,244</u>

No interest was payable on those loans. The loans were repaid from the February 2016 rights issue.

21. SHARE BASED PAYMENTS

The following share-based payment arrangements were made during the reporting periods::

Director and contractor shares

At the 2014 AGM, 5,692,500 fully paid ordinary shares with an agreed issue price of 4 cents were allotted to the directors as follows:

	Number	\$	Valuation on issue
Directors in lieu of directors' fees	3,600,000	144,000	111,600
Directors as sacrifice for consulting fees	<u>2,092,500</u>	<u>83,700</u>	<u>64,868</u>
Totals	<u>5,692,500</u>	<u>227,700</u>	<u>176,468</u>

The valuation on the date of issue was based on the last sale price of 3.1 cents, whereas the number of shares to be issued was based on an agreed value of 4.0 cents per share.

At the 2015 AGM, 3,700,000 Class A Performance Rights and 2,600,000 Class B Performance Rights were issued to the directors as follows:

	Number	\$	Valuation on issue
Directors in lieu of directors' fees:			
Class A Performance Rights	3,700,000	144,000	23,495
Directors for sacrifices made:			
Class B Performance Rights	<u>2,600,000</u>	<u>0</u>	<u>7,475</u>
Totals	<u>6,300,000</u>	<u>144,000</u>	<u>30,970</u>

The rights were independently valued using the Hoadley Valuation Model. The directors had agreed to receive the Class A Rights in lieu of the unpaid directors' fees. Details of the input data for the valuations are:

Class A Performance Rights: Probability weighting – 25.4%; underlying share value – 2.5 cents, Volatility – 100%

Class B Performance Rights: Probability weighting – 11.5%; underlying share value – 2.5 cents, Volatility – 100%

In conjunction with the issue of shares from the Company's Rights Issue on 8 February 2016 the company issued shares to an independent contractor in lieu of payment:

	Number	\$
Contractor shares	105,000	2,625

There were no options issued to directors during the years ended 30 June 2016 and 2015.

22. EVENTS OCCURRING AFTER BALANCE DATE

Other than the Company receiving its 2015 R&D tax incentive of \$103,534 (which had been recorded as a receivable at 30 June 2016) from the ATO, the directors are not aware of any matter or circumstance since the end of the financial year that has significantly affected or may significantly affect the operations of the company, the results of those operations or the state of affairs of the company in subsequent financial years.

TRUSCOTT MINING CORPORATION LIMITED
ABN: 31 116 420 378
DIRECTORS' DECLARATION

DIRECTORS' DECLARATION

The directors of the Company declare that:

1. the financial statements and notes, as set out on pages 27 to 44, are in accordance with the Corporations Act 2001 and:
 - a) comply with Australian Accounting Standards, which, as stated in accounting policy Note 1 to the financial statements, constitutes compliance with International Financial Reporting Standards (IFRS); and
 - b) give a true and fair view of the financial position as at 30 June 2016 and of the performance for the year ended on that date of the company;
2. the Directors have been given the declarations required by s 295A of the *Corporations Act 2001* from the Chief Executive Officer and Chief Financial Officer; and
3. In the directors' opinion there are reasonable grounds to believe that the company will be able to pay its debts as and when they become due and payable.

This declaration is made in accordance with a resolution of the Board of Directors.



DIRECTOR

Perth, WA



DIRECTOR

Dated this 23rd day of September 2016

PERTH255 Hay Street
Subiaco WA 6008
AustraliaPO Box 8325
Subiaco East WA 6008Ph: +61 8 9489 2555
Fx: +61 8 9489 2556**INDEPENDENT AUDITOR'S REPORT TO THE MEMBERS OF
TRUSCOTT MINING CORPORATION LIMITED****Report on the Financial Report**

We have audited the accompanying financial report of Truscott Mining Corporation Limited, which comprises the statement of financial position as at 30 June 2016, the statement of profit or loss and other comprehensive income, the statement of changes in equity and the statement of cash flows for the year then ended, notes comprising a summary of significant accounting policies and other explanatory information and the directors' declaration of the company.

Directors' Responsibility for the Financial Report

The directors of the company are responsible for the preparation of the financial report that gives a true and fair view in accordance with Australian Accounting Standards and the *Corporations Act 2001* and for such internal control as the directors determine is necessary to enable the preparation of the financial report that is free from material misstatement, whether due to fraud or error. In Note 1, the directors also state, in accordance with Accounting Standard AASB 101: Presentation of Financial Statements, that the financial statements comply with International Financial Reporting Standards (IFRS).

Auditor's Responsibility

Our responsibility is to express an opinion on the financial report based on our audit. We conducted our audit in accordance with Australian Auditing Standards. Those standards require that we comply with relevant ethical requirements relating to audit engagements and plan and perform the audit to obtain reasonable assurance whether the financial report is free from material misstatement.

An audit involves performing procedures to obtain audit evidence about the amounts and disclosures in the financial report. The procedures selected depend on the auditor's judgment, including the assessment of the risks of material misstatement of the financial report, whether due to fraud or error. In making those risk assessments, the auditor considers internal control relevant to the company's preparation and fair presentation of the financial report in order to design audit procedures that are appropriate in the circumstances, but not for the purpose of expressing an opinion on the effectiveness of the entity's internal control. An audit also includes evaluating the appropriateness of accounting policies used and the reasonableness of accounting estimates made by the directors, as well as evaluating the overall presentation of the financial report.

We believe that the audit evidence we have obtained is sufficient and appropriate to provide a basis for our audit opinion.

SYDNEY • NEWCASTLE • PARRAMATTA • PENRITH • MELBOURNE • PERTH • BRISBANE • GOLD COAST • DARWIN

Hall Chadwick WA Audit Pty Ltd ABN 94 608 776 834

Liability limited by a scheme approved under Professional Standards Legislation.

A member of Hall Chadwick Association, an association of separate and independent accounting and consulting firms.

www.hallchadwickwa.com.au

Independence

In conducting our audit, we have complied with the independence requirements of the *Corporations Act 2001*. We confirm that the independence declaration required by the *Corporations Act 2001*, which has been given to the directors of Truscott Mining Corporation Limited, would be in the same terms if provided to the directors as at the time of this auditor's report.

Auditor's Opinion

In our opinion:

- a. the financial report of Truscott Mining Corporation Limited is in accordance with the *Corporations Act 2001*, including:
 - i. giving a true and fair view of the company's financial position as at 30 June 2016 and of its performance for the year ended on that date; and
 - ii. complying with Australian Accounting Standards and the *Corporations Regulations 2001*; and
- b. the financial report also complies with International Financial Reporting Standards as disclosed in Note 1.

Emphasis of Matter

Without modifying our opinion, we draw attention to Note 1(b) in the financial report, which indicates that the company incurred a net loss of \$44,020, had net cash outflow of \$34,857 from operating activities, and had net cash outflows of \$99,275 from investing activities during the year ended 30 June 2016. These conditions, along with other matters as set forth in Note 1(b), indicate the existence of a material uncertainty that may cast significant doubt about the company's ability to continue as a going concern and therefore, the company may be unable to realise its assets and discharge its liabilities in the normal course of business and at the amounts stated in the financial report.

Report on the Remuneration Report

We have audited the remuneration report included in pages 21 to 24 of the directors' report for the year ended 30 June 2016. The directors of the company are responsible for the preparation and presentation of the remuneration report in accordance with s 300A of the *Corporations Act 2001*. Our responsibility is to express an opinion on the remuneration report, based on our audit conducted in accordance with Australian Auditing Standards.

Auditor's Opinion

In our opinion the remuneration report of Truscott Mining Corporation Limited for the year ended 30 June 2016 complies with s300A of the *Corporations Act 2001*.

Hall Chadwick WA Audit Pty Ltd

Hall Chadwick WA Audit Pty Ltd
Chartered Accountants



M A Lester
Perth W.A.

Dated this 23rd day of September 2016

TRUSCOTT MINING CORPORATION LIMITED
ABN: 31 116 420 378
SHAREHOLDER INFORMATION & TENEMENT SCHEDULE

ADDITIONAL SHAREHOLDER INFORMATION

Shareholder information as registered at close of business on 21 September 2016

1. DISTRIBUTION OF SHAREHOLDERS

	Number of Shareholders
1	10
1,001	29
5,001	84
10,001	189
100,001 and over	<u>80</u>
	<u>392</u>

Percentage holding of 20 largest holders 75.70%

2. TWENTY LARGEST SHAREHOLDERS

The names of the twenty largest shareholders are as follows:

Shareholder	Number of Shares	% of Issued Capital
1 Hillway Pty Ltd	14,374,053	13.33
2 Resource Holdings (WA) Pty Ltd	9,800,000	9.09
3 Resource Investments & Consulting Pty Ltd	6,555,883	6.08
4 Alcardo Investments Ltd	6,190,167	5.74
5 Ms RT Moore	6,135,961	5.69
6 Mr E E Smith	5,500,000	5.10
7 Michael J & Elizabeth V Povey	5,111,536	4.74
8 Comprehensive Drainage (WA) Pty Ltd	4,130,719	3.83
9 Mr G C & Mrs D S Campbell	3,517,102	3.26
10 Reneagle Pty Ltd	3,066,449	2.84
11 Reseda Holdings Pty Ltd	2,653,287	2.46
12 Mr D M Barrett	2,434,436	2.26
13 Norvest Projects Pty Ltd	2,311,308	2.14
14 Dr J A Hanson	1,943,848	1.80
15 Prof Yew Kwang Ng	1,630,719	1.51
16 Mr K Yu	1,443,906	1.34
17 Mr G C Campbell	1,408,796	1.31
18 Martin Place Securities Noms Pty Ltd	1,270,271	1.18
19 LWP Technologies Pty Ltd	1,150,000	1.07
20 Sofew Assets Pty Ltd	1,000,000	0.93
Total of Top 20	<u>81,628,441</u>	<u>75.70</u>
Total listed Shares	<u>107,845,544</u>	<u>100.00</u>

3. SUBSTANTIAL SHAREHOLDERS

As at 21 September 2016 the substantial shareholders were:

Shareholder	Number of Shares	% of Issued Capital
1 Peter Neil Smith	31,648,105	29.35
2 Alcardo Investments Ltd	6,190,167	5.74
3 Rebecca T Moore	6,135,961	5.69
4 Ewen E Smith	5,500,000	5.10
5 Michael Jarvis Povey	5,395,544	5.00

Substantial shareholders are required to notify the ASX once they hold 5% or more of the Company's issued shares and to update that notice whenever there is a change of 100 basis points or more from the previous notice.

4. SHAREHOLDERS HOLDING LESS THAN THE MARKETABLE PARCEL

Shareholder information as registered at close of business on 21 September 2016. The number of shareholders holding less than the marketable parcel is 141 shareholders holding 1,088,693 ordinary shares representing 1.01% of total issued capital.

5. VOTING RIGHTS

Ordinary shares

On a show of hands every member present in person or by proxy or attorney or being a corporation by its authorised representative who is present in person or by proxy, shall have one vote for every fully paid ordinary share of which he is a holder.

Quotation has been granted for all the ordinary shares of the Company on all Member Exchanges of the Australian Securities Exchange Limited

TRUSCOTT MINING CORPORATION LIMITED
ABN: 31 116 420 378
SHAREHOLDER INFORMATION & TENEMENT SCHEDULE

6. COMPANY DETAILS

Registered office:
Level 1, 433 Vincent Street West, West Leederville WA 6007
All correspondence to be addressed to the PO Box
PO Box 2805, West Perth WA 6872

Telephone numbers
Telephone 0419 956 232

Email
admin@truscottmining.com.au

Principal place of business:
Lot 511 Udall Road, Tennant Creek NT 0860

Company secretary:
Michael J Povey

Share registry:
Security Transfer Registrars
770 Canning Highway
Applecross WA 6053

Home exchange:
Australian Securities Exchange Ltd
Exchange Plaza
2 The Esplanade
Perth WA 6000
ASX Code: TRM

7. TENEMENT SCHEDULE

Tenements held as at 24 September 2016 are:

Project	Type & Number	Date Renewed	Held by	Area
<u>Northern Territory</u>				
Westminster	MLC511	1/01/2016	TRM 100%	9 Hectares
Westminster	MA25952	26/10/2015	TRM 100%	1 Block
Westminster	MA26500	09/07/2016	TRM 100%	5 Blocks
Westminster	MA26558	09/07/2016	TRM 100%	2 Blocks
Hera	EL27731	24/08/2016	TRM 100%	12 Blocks
Hera	EL30883	New	TRM 100%	4 Blocks
Olympus	EL29883	05/12/2016	TRM 100%	8 Blocks
Olympus	EL30728	31/08/2016	TRM100%	4 Blocks

Notes:

- a. TRM = Truscott Mining Corporation Ltd
- b. MLC = Mineral Lease (Central)
- c. MA = Authority to explore
- d. EL = Exploration Licence

This page has been left blank intentionally.

Postal Address:
PO Box 2805
WEST PERTH WA 6872

Phone: +61 0419 956 232
Email: admin@truscottmining.com.au
Website: www.truscottmining.com.au

