

FORM 605

Corporations Act 2001

Section 671B

Notice of ceasing to be a substantial holder**To: Company Name/Scheme: APN OUTDOOR GROUP LIMITED**ACN/ARSN: **155 848 589****1. Details of substantial holder**

Name: Commonwealth Bank of Australia ACN 123 123 124 (CBA) and its related bodies corporate listed in annexure A

The holder ceased to be a substantial holder on: **13/10/2016**The previous notice was given to the company on: **27/09/2016**The previous notice was dated: **26/09/2016****2. Changes in relevant interests**

Particulars of each change in, or change in the nature of, a relevant interest of the substantial holder or an associate in voting securities of the company or scheme, since the substantial holder was last required to give a substantial holding notice to the company or scheme are as follows:

Date of change	Person whose relevant interest changed	Nature of change	Consideration given in relation to change	Class and number of securities affected	Person's votes affected
See annexure B to this notice					

3. Changes in association

The persons who have become associates of, ceased to be associates of, or have changed the nature of their association with, the substantial holder in relation to voting interests in the company or scheme are as follows:

Name and ACN/ARSN (if applicable)	Nature of association

4. Addresses

The addresses of persons named in this form are as follows:

Name	Address
ASB Group Investments Limited Company Number 533945	Level 2, ASB North Wharf, 12 Jellicoe Street, Auckland, 1010 , New Zealand
Commonwealth Bank Officers Superannuation Corporation Pty Limited ACN 074 519 798	Level 11 Tower 1, 201 Sussex St Sydney NSW 2001
Colonial First State Asset Management (Australia) Limited ACN 114 194 311	Ground Floor Tower 1, 201 Sussex Street, Sydney, NSW, 2000, Australia
Colonial First State Investments Limited ACN 002 348 352	Ground Floor Tower 1, 201 Sussex Street, Sydney, NSW, 2000, Australia
Avanteos Investments Limited ACN 096 259 979	Ground Floor Tower 1, 201 Sussex Street, Sydney, NSW, 2000, Australia
Realindex Investments Pty Limited ACN 133 312 017	Ground Floor Tower 1, 201 Sussex Street, Sydney, NSW, 2000, Australia
Sovereign Services Limited ACN 969417	Level 2, ASB North Wharf, 12 Jellicoe Street, Auckland, 1010 , New Zealand
CBA Markets Limited ACN 003 485 952	Ground Floor Tower 1, 201 Sussex Street, Sydney, NSW, 2000, Australia
The Colonial Mutual Life Assurance Society Limited ACN 004 021 809	Ground Floor Tower 1, 201 Sussex Street, Sydney, NSW, 2000, Australia

5. Signature




Carla Collingwood-Company Secretary

Dated the 17 day of October 2016

Annexure A

This is annexure A referred to in Form 605, Notice of ceasing to be a substantial holder dated **13/10/2016**



Carla Collingwood

Company Secretary

Dated the 17 October 2016

SCHEDULE

AEGIS CORRECTIONAL PARTNERSHIP PTY LTD	CBA A320 6749 PTY LIMITED
AEGIS LIMITED	CBA A320 AIRCRAFT NO1 PTY LTD
AHL HOLDINGS PTY LIMITED	CBA A330 1427 Pty Ltd
ALTONA V6 PTY LIMITED	CBA A330 1453 PTY LIMITED
ASB BANK LIMITED	CBA AIR A320 2714 PTY LIMITED
ASB CAPITAL LIMITED (NZX-ASBPA)	CBA AIR PTY LTD
ASB CAPITAL NO.2 LIMITED (NZX-ASBPB)	CBA ASSET FINANCE (NZ) LIMITED
ASB FINANCE LIMITED	CBA ASSET HOLDINGS (NZ) LIMITED
ASB FUNDING LIMITED	CBA B377 37091 PTY LTD
ASB GROUP (LIFE) LIMITED	CBA B738 39822 PTY LIMITED
ASB GROUP INVESTMENTS LIMITED	CBA B773 60333 PTY LIMITED
ASB HOLDINGS LIMITED	CBA CAPITAL AUSTRALIA PTY LIMITED
ASB MANAGEMENT SERVICES LIMITED	CBA CAPITAL HOLDINGS INC.
ASB NOMINEES LIMITED	CBA CAPITAL TRUST I
ASB SECURITIES LIMITED	CBA CAPITAL TRUST II
ASKLEPIOS LIMITED	CBA CORPORATE SERVICES (NSW) PTY LIMITED
ASPIRE SCHOOLS FINANCING (QLD) PTY LIMITED	CBA CORPORATE SERVICES (VIC) PTY LIMITED
ASPIRE SCHOOLS HOLDINGS (QLD) PTY LIMITED	CBA EUROPE LIMITED
AUSIEX NOMINEES PTY LIMITED	CBA FUNDING (NZ) LIMITED
AUSTRALIAN INVESTMENT EXCHANGE LIMITED	CBA FUNDING HOLDINGS PTY LTD
AVANTEOS INVESTMENTS LIMITED	CBA FUNDING TRUST I
AVANTEOS PTY LTD	CBA INTERNATIONAL FINANCE PTY. LIMITED
BANK OF HANGZHOU CO. LTD	CBA INTERNATIONAL FINANCIAL SERVICES
BANKWEST FOUNDATION LIMITED	LIMITED (formerly known as COMMBANK
BDELTA VESSEL NO 1 PTY LTD	MANAGEMENT CONSULTING (ASIA) COMPANY
BDELTA VESSEL NO 2 PTY LTD	LIMITED)
BDELTA VESSEL NO 3 PTY LTD	CBA INVESTMENTS (NO.4) LIMITED
BDELTA VESSEL NO 4 PTY LTD	CBA IT CO PTY LIMITED (PENDING
BOCOMMLIFE INSURANCE COMPANY LIMITED	DEREGISTRATION 16/8/16)
BOND INVESTMENTS NO 1 LIMITED	CBA MARKETS LIMITED
BOND INVESTMENTS UK LIMITED	CBA MTE RAIL COMPANY PTY LIMITED
BW FINANCIAL ADVICE LIMITED	CBA NZ HOLDING LIMITED
BW SECURITISATION MANAGEMENT PTY LTD	CBA RAIL & TRAM COMPANY PTY LIMITED
BWA GROUP SERVICES PTY LTD	CBA ROLLING STOCK COMPANY NO.1 PTY
BWA INTELLECTUAL PROPERTY HOLDINGS	LIMITED
LIMITED	CBA SA HOLDINGS PROPRIETARY LIMITED
CAPITAL 121 PTY LIMITED	CBA SERVICES SINGAPORE PTE LTD
CARDS NZ LIMITED	CBA SPECIALISED FINANCING PTY LIMITED
CBA (EUROPE) FINANCE LTD (IN LIQUIDATION)	CBA STAFF COMMUNITY FUND LIMITED
CBA A319 4624 PTY LIMITED	CBA USD FUNDING LIMITED
CBA A319 4635 PTY LIMITED	CBA USD INVESTMENTS PTY LIMITED
CBA A320 4077 PTY LTD	CBFC LEASING PTY. LIMITED
CBA A320 4948 PTY LIMITED	CBFC LIMITED
CBA A320 5156 PTY LIMITED	CFS Newham Limited
CBA A320 5249 PTY LTD	CFSPAI EUROPE CO LIMITED (formerly known as
CBA A320 5289 PTY LTD	CFSPAI MALTA CO LIMITED)
CBA A320 5638 PTY LTD	CFSPAI EUROPE HOLDCO LIMITED (formerly known


as CFSPAI MALTA HOLDCO LIMITED)
 CHRISTMAS BREAK PTY LTD
 CHULLORA EQUITY INVESTMENT (NO 1) PTY
 LIMITED
 CHULLORA EQUITY INVESTMENT (NO 2) PTY
 LIMITED
 CHULLORA EQUITY INVESTMENT (NO 3) PTY
 LIMITED
 CIPL ARARAT PTY LTD
 CIPL SA SCHOOLS PTY LTD
 CISL (NO.1) PTY LIMITED
 CM-SOMERTON PTY. LTD.
 CMG ASIA LIFE HOLDINGS LIMITED
 CMG ASIA PTY LTD
 COLLATERAL LEASING PTY LTD
 Colonial (UK) Trustees Limited
 COLONIAL FIRST STATE ASSET MANAGEMENT
 (AUSTRALIA) LIMITED
 COLONIAL FIRST STATE GROUP LIMITED
 COLONIAL FIRST STATE INFRASTRUCTURE
 HOLDINGS LIMITED
 COLONIAL FIRST STATE INFRASTRUCTURE
 MANAGERS (AUSTRALIA) PTY LTD
 Colonial First State Investment Managers (UK) Limited
 COLONIAL FIRST STATE INVESTMENTS LIMITED
 COLONIAL FIRST STATE MANAGED
 INFRASTRUCTURE LIMITED
 COLONIAL HOLDING COMPANY LIMITED
 COLONIAL MUTUAL SUPERANNUATION PTY. LTD.
 COLONIAL SERVICES PTY LIMITED
 COMMBANK EUROPE LIMITED
 COMMBANK MANAGEMENT CONSULTING
 (SHANGHAI) COMPANY LIMITED
 COMMFOUNDATION PTY LIMITED
 COMMONWEALTH AUSTRALIA SECURITIES LLC
 COMMONWEALTH BANK OF AUSTRALIA
 COMMONWEALTH BANK OF AUSTRALIA
 (CHENG'AN) COUNTY BANK CO. LTD.
 COMMONWEALTH BANK OF AUSTRALIA (CIXIAN)
 COUNTY BANK CO. LTD
 COMMONWEALTH BANK OF AUSTRALIA
 (DENG FENG) COUNTY BANK CO. LTD
 COMMONWEALTH BANK OF AUSTRALIA
 (HANDANXIAN) COUNTY BANK CO. LTD.
 COMMONWEALTH BANK OF AUSTRALIA (JIYUAN)
 COUNTY BANK CO. LTD
 COMMONWEALTH BANK OF AUSTRALIA (LANKAO)
 COUNTY BANK CO. LTD
 COMMONWEALTH BANK OF AUSTRALIA
 (LUANCHENG) COUNTY BANK CO. LTD
 COMMONWEALTH BANK OF AUSTRALIA (MIANCHI)
 COUNTY BANK CO. LTD
 COMMONWEALTH BANK OF AUSTRALIA (SHEXIAN)
 COUNTY BANK CO. LTD
 COMMONWEALTH BANK OF AUSTRALIA (UK)
 STAFF BENEFITS SCHEME TRUSTEE COMPANY
 LIMITED
 COMMONWEALTH BANK OF AUSTRALIA (WEIXIAN)
 COUNTY BANK CO. LTD.
 COMMONWEALTH BANK OF AUSTRALIA
 (WENXIAN) COUNTY BANK CO. LTD

COMMONWEALTH BANK OF AUSTRALIA (XINJI)
 COUNTY BANK CO. LTD
 COMMONWEALTH BANK OF AUSTRALIA
 (YICHUAN) COUNTY BANK CO. LTD
 COMMONWEALTH BANK OF AUSTRALIA
 (YONGCHENG) COUNTY BANK CO. LTD
 COMMONWEALTH BANK OF AUSTRALIA
 (YONGNIAN) COUNTY BANK CO. LTD
 COMMONWEALTH BANK OFFICERS
 SUPERANNUATION CORPORATION PTY LIMITED
 Commonwealth Custodial Services Pty Ltd
 COMMONWEALTH DEVELOPMENT BANK OF
 AUSTRALIA PTY LIMITED
 COMMONWEALTH FINANCIAL PLANNING LIMITED
 COMMONWEALTH INSURANCE HOLDINGS LIMITED
 COMMONWEALTH INSURANCE LIMITED
 COMMONWEALTH INVESTMENTS PTY LIMITED
 COMMONWEALTH PRIVATE LIMITED
 COMMONWEALTH SECURITIES LIMITED
 COMMONWEALTH INTERNATIONAL HOLDINGS PTY
 LIMITED
 COMSEC NOMINEES PTY LIMITED
 CORE EQUITY SERVICES NOMINEES PTY LIMITED
 COUNT FINANCIAL LIMITED
 CRYSTAL AVENUE PTY LIMITED
 CTB AUSTRALIA LIMITED
 ELLAS CONTAINER SHIP COMPANY 1 PTY LIMITED
 ELLAS CONTAINER SHIP COMPANY 2 PTY LIMITED
 EMERALD HOLDING COMPANY PTY LIMITED
 EQUIGROUP HOLDINGS PTY LIMITED
 FINANCIAL WISDOM LIMITED
 FINCONNECT (AUSTRALIA) PTY LTD
 FIRST STATE CINDA FUND MANAGEMENT
 COMPANY LIMITED
 First State European Diversified Infrastructure Sarl
 First State Funds Plc
 First State Global Umbrella Fund Public Limited
 Company
 FIRST STATE INFRASTRUCTURE MANAGERS
 (INTERNATIONAL) LIMITED
 First State Investment Management (UK) Limited
 FIRST STATE INVESTMENT MANAGERS (ASIA)
 LIMITED
 First State Investment Services (UK) Limited
 FIRST STATE INVESTMENTS (HONG KONG)
 LIMITED
 FIRST STATE INVESTMENTS (JAPAN) LIMITED
 FIRST STATE INVESTMENTS (NZ) LIMITED
 FIRST STATE INVESTMENTS (SINGAPORE)
 First State Investments (UK Holdings) Limited
 First State Investments (UK) Limited
 FIRST STATE INVESTMENTS (US) LLC
 First State Investments Fund Management Sarl
 First State Investments GIP Management Sarl
 FIRST STATE INVESTMENTS HOLDINGS
 (SINGAPORE) LIMITED
 First State Investments ICVC
 First State Investments International Inc
 First State Investments International Limited
 FIRST STATE NOMINEES (HONG KONG) LIMITED
 FSIB LTD (formerly known as FIRST STATE

INVESTMENTS (BERMUDA) LIMITED	SECURITISATION ADVISORY SERVICES PTY. LIMITED
FSIC Limited (formerly known as First State Investments (Cayman) Limited)	SECURITISATION MANAGEMENT SERVICES LIMITED
GT USD FUNDING PTY LIMITED	SECURITY HOLDING INVESTMENT ENTITY LINKING DEALS LIMITED
HAZELWOOD INVESTMENT COMPANY PTY LIMITED	SENBARY PTY LIMITED
HOMEPAH PTY LIMITED	SHARE DIRECT NOMINEES PTY LIMITED
INVERLOCH LEASING PTY LIMITED	SHARE INVESTMENTS PTY LIMITED
INVESTMENT CUSTODIAL SERVICES LIMITED	SI Holdings Limited
INVESTORWEB.COM. PTY LIMITED	SIF RAILWAY NO.1 PTY LIMITED (IN LIQUIDATION)
IWL BROKING SOLUTIONS PTY LIMITED	SIF RAILWAY NO.2 PTY LIMITED (IN LIQUIDATION)
IWL PTY LIMITED	SOVEREIGN ASSURANCE COMPANY LIMITED
JACQUES MARTIN ADMINISTRATION AND CONSULTING PTY LTD	SOVEREIGN SERVICES LIMITED
JACQUES MARTIN PTY. LTD.	SOVEREIGN SUPERANNUATION FUNDS LIMITED
LOFT NO 1 PTY LIMITED	SOVEREIGN SUPERANNUATION TRUSTEES LIMITED
LOFT NO 2 PTY LIMITED	ST ANDREW'S AUSTRALIA PTY LTD
LOFT NO.3 PTY LIMITED	STATE NOMINEES LTD
MIS FUNDING NO.1 PTY LIMITED	SWAN SECURITISATION FINANCE PTY LIMITED (IN LIQUIDATION)
MORTGAGE HOLDING TRUST COMPANY LIMITED	SWAN SECURITISATION INVESTMENTS PTY LTD (IN LIQUIDATION)
MTE DEBT VEHICLE PTY LTD	T.W. CUSTODIANS LIMITED
MTE LESSOR 1 PTY LTD	TANKSTREAM RAIL (BY - 1) PTY LIMITED
MTE LESSOR 2 PTY LTD	TANKSTREAM RAIL (BY - 2) PTY LIMITED
MTE LESSOR 3 PTY LTD	TANKSTREAM RAIL (BY - 3) PTY LIMITED
MTE LESSOR 4 PTY LTD	TANKSTREAM RAIL (BY - 4) PTY LIMITED
MTE LESSOR 5 PTY LTD	TANKSTREAM RAIL (SW - 1) PTY LIMITED
MTE NOMINEE PARTNER PTY LTD	TANKSTREAM RAIL (SW - 2) PTY LIMITED
NETSHARE NOMINEES PTY LTD	TANKSTREAM RAIL (SW - 3) PTY LIMITED
NEWPORT LIMITED	TANKSTREAM RAIL (SW - 4) PTY LIMITED
NEWSHELF 1314 (PTY) LTD	TANKSTREAM RAIL (VICTORIA) PTY LIMITED
NEWSHELF 1315 (PTY) LTD	THE COLONIAL MUTUAL LIFE ASSURANCE SOCIETY LIMITED
NIMITZ NOMINEES PTY LIMITED	TOTAL KEEN INVESTMENT LIMITED
ORE & OVERBURDEN PTY LIMITED	TYME CAPITAL PROPRIETARY LIMITED
PREFERRED CAPITAL PTY LIMITED	TYME INFIELD PROPRIETARY LIMITED (formerly know as EDGE FIELD MARKETING PROPRIETARY LTD)
PREMIUM ALTERNATIVE INVESTMENTS PTY LIMITED	TYME INTELLECTUAL PROPERTIES PROPRIETARY LIMITED
PREMIUM CUSTODY SERVICES PTY LTD	TYME INVESTMENTS PROPRIETARY LIMITED
PREMIUM PLANTATIONS PTY LIMITED	TYME TECHNICAL SOLUTIONS PROPRIETARY LIMITED
PREMIUM PLANTATIONS SERVICES PTY LTD	VATOSCAN PROPRIETARY LIMITED
PT BANK COMMONWEALTH	VH-VZF PTY LTD
PT COMMONWEALTH LIFE	VH-VZG PTY LTD
PT FIRST STATE INVESTMENTS INDONESIA QILU BANK CO. LTD.	VH-VZH PTY LTD
REALINDEX INVESTMENTS PTY LIMITED	VIETNAM INTERNATIONAL BANK (VIETNAM INTERNATIONAL COMMERCIAL JOINT STOCK BANK)
RELANCE ACHIEVER PTY LIMITED	VIPRO PTY LIMITED
RESIDENTIAL MORTGAGE GROUP PTY LTD	WESTSIDE PROPERTIES LIMITED
ROCK & RUBBLE (DEBT VEHICLE) PTY LIMITED	
ROCK & RUBBLE (EXISTING) PTY LIMITED	
ROCK & RUBBLE (NEW) PTY LIMITED	
SAF MINING NO.2 PTY LIMITED	
SAF Mining No1 Pty Limited	
SAFE NO1 PTY LTD	
SAFE NO19 PTY LIMITED	
SAFE NO2 PTY LTD	
SAFE NO20 PTY LIMITED	
SAFE NO3 PTY LTD	
SAFE NO4 PTY LIMITED	
SAFE NO9 PTY LIMITED	
SAFE USD HOLDINGS PTY LTD	
SBN NOMINEES PTY. LIMITED	

Annexure B

This is annexure B referred to in Form 605, Notice of ceasing to be a substantial holder dated **13/10/2016**



Carla Collingwood Company Secretary

Dated the 17 October 2016

Date of change	Person whose relevant interest changed	Nature of change	Consideration given in relation to change	Class and number of securities affected	Person's votes affected
Wednesday, 28 September 2016	Colonial First State Asset Management (Australia) Limited ACN 114 194 311	Purchase	149,643.52	27,200 Ordinary shares	27,200
Tuesday, 11 October 2016	Colonial First State Asset Management (Australia) Limited ACN 114 194 311	Sale	45,255.67	8,281 Ordinary shares	8,281
Tuesday, 11 October 2016	Colonial First State Asset Management (Australia) Limited ACN 114 194 311	Sale	256,657.78	47,900 Ordinary shares	47,900
Wednesday, 12 October 2016	Colonial First State Asset Management (Australia) Limited ACN 114 194 311	Sale	120,870.26	23,001 Ordinary shares	23,001
Wednesday, 12 October 2016	Colonial First State Asset Management (Australia) Limited ACN 114 194 311	Sale	206,803.77	39,431 Ordinary shares	39,431
Wednesday, 12 October 2016	Colonial First State Asset Management (Australia) Limited ACN 114 194 311	Sale	122,992.62	22,925 Ordinary shares	22,925
Wednesday, 12 October 2016	Colonial First State Asset Management (Australia) Limited ACN 114 194 311	Sale	138,006.75	26,287 Ordinary shares	26,287
Wednesday, 12 October 2016	Colonial First State Asset Management (Australia) Limited ACN 114 194 311	Sale	24,117.10	4,585 Ordinary shares	4,585
Thursday, 13	Colonial First State Asset Management	Sale	126,672.73	25,126 Ordinary	25,126

October 2016	(Australia) Limited ACN 114 194 311			shares	
Thursday, 13 October 2016	Colonial First State Asset Management (Australia) Limited ACN 114 194 311	Sale	849,731.20	168,407 Ordinary shares	168,407
Thursday, 13 October 2016	Colonial First State Asset Management (Australia) Limited ACN 114 194 311	Sale	353,983.12	69,793 Ordinary shares	69,793
Wednesday, 28 September 2016	Colonial First State Asset Management (Australia) Limited ACN 114 194 311	Purchase	1,091,450.62	198,460 Ordinary shares	198,460
Wednesday, 5 October 2016	Colonial First State Asset Management (Australia) Limited ACN 114 194 311	Sale	16,472.50	2,995 Ordinary shares	2,995
Wednesday, 28 September 2016	Colonial First State Asset Management (Australia) Limited ACN 114 194 311	Purchase	902,900.59	164,116 Ordinary shares	164,116
Thursday, 29 September 2016	Colonial First State Asset Management (Australia) Limited ACN 114 194 311	Purchase	183,047.22	32,680 Ordinary shares	32,680
Tuesday, 11 October 2016	Colonial First State Asset Management (Australia) Limited ACN 114 194 311	Sale	160,851.34	29,433 Ordinary shares	29,433
Tuesday, 11 October 2016	Colonial First State Asset Management (Australia) Limited ACN 114 194 311	Sale	912,308.56	170,264 Ordinary shares	170,264
Wednesday, 12 October 2016	Colonial First State Asset Management (Australia) Limited ACN 114 194 311	Sale	490,554.75	93,439 Ordinary shares	93,439
Wednesday, 12 October 2016	Colonial First State Asset Management (Australia) Limited ACN 114 194 311	Sale	735,086.66	140,158 Ordinary shares	140,158
Wednesday, 12 October 2016	Colonial First State Asset Management (Australia) Limited ACN 114 194 311	Sale	437,177.76	81,487 Ordinary shares	81,487

Wednesday, 12 October 2016	Colonial First State Asset Management (Australia) Limited ACN 114 194 311	Sale	85,727.48	16,298 Ordinary shares	16,298
Wednesday, 12 October 2016	Colonial First State Asset Management (Australia) Limited ACN 114 194 311	Sale	429,643.54	81,759 Ordinary shares	81,759
Thursday, 13 October 2016	Colonial First State Asset Management (Australia) Limited ACN 114 194 311	Sale	450,276.53	89,314 Ordinary shares	89,314
Thursday, 13 October 2016	Colonial First State Asset Management (Australia) Limited ACN 114 194 311	Sale	1,258,231.88	248,079 Ordinary shares	248,079
Thursday, 13 October 2016	Colonial First State Asset Management (Australia) Limited ACN 114 194 311	Sale	3,020,381.25	598,605 Ordinary shares	598,605
Wednesday, 28 September 2016	Colonial First State Asset Management (Australia) Limited ACN 114 194 311	Purchase	1,906,309.85	346,627 Ordinary shares	346,627
Wednesday, 28 September 2016	Colonial First State Asset Management (Australia) Limited ACN 114 194 311	Purchase	179,709.76	32,665 Ordinary shares	32,665
Tuesday, 11 October 2016	Colonial First State Asset Management (Australia) Limited ACN 114 194 311	Sale	35,648.20	6,523 Ordinary shares	6,523
Tuesday, 11 October 2016	Colonial First State Asset Management (Australia) Limited ACN 114 194 311	Sale	202,180.96	37,733 Ordinary shares	37,733
Wednesday, 12 October 2016	Colonial First State Asset Management (Australia) Limited ACN 114 194 311	Sale	95,215.34	18,119 Ordinary shares	18,119
Wednesday, 12 October 2016	Colonial First State Asset Management (Australia) Limited ACN 114 194 311	Sale	162,905.63	31,061 Ordinary shares	31,061
Wednesday, 12 October 2016	Colonial First State Asset Management (Australia) Limited	Sale	96,881.17	18,058 Ordinary shares	18,058

	ACN 114 194 311				
Wednesday, 12 October 2016	Colonial First State Asset Management (Australia) Limited ACN 114 194 311	Sale	18,999.12	3,612 Ordinary shares	3,612
Wednesday, 12 October 2016	Colonial First State Asset Management (Australia) Limited ACN 114 194 311	Sale	108,711.75	20,707 Ordinary shares	20,707
Thursday, 13 October 2016	Colonial First State Asset Management (Australia) Limited ACN 114 194 311	Sale	99,786.41	19,793 Ordinary shares	19,793
Thursday, 13 October 2016	Colonial First State Asset Management (Australia) Limited ACN 114 194 311	Sale	669,352.47	132,658 Ordinary shares	132,658
Thursday, 13 October 2016	Colonial First State Asset Management (Australia) Limited ACN 114 194 311	Sale	278,842.92	54,978 Ordinary shares	54,978
Tuesday, 27 September 2016	Colonial First State Asset Management (Australia) Limited ACN 114 194 311	Purchase	147,885.72	27,368 Ordinary shares	27,368
Thursday, 29 September 2016	Colonial First State Asset Management (Australia) Limited ACN 114 194 311	Purchase	209,986.82	37,628 Ordinary shares	37,628
Tuesday, 4 October 2016	Colonial First State Asset Management (Australia) Limited ACN 114 194 311	Purchase	195,995.37	35,666 Ordinary shares	35,666
Thursday, 6 October 2016	Colonial First State Asset Management (Australia) Limited ACN 114 194 311	Purchase	202,931.66	37,404 Ordinary shares	37,404
Tuesday, 11 October 2016	Colonial First State Asset Management (Australia) Limited ACN 114 194 311	Sale	24,450.41	4,474 Ordinary shares	4,474
Tuesday, 11 October 2016	Colonial First State Asset Management (Australia) Limited ACN 114 194 311	Sale	138,664.86	25,879 Ordinary shares	25,879

Wednesday, 12 October 2016	Colonial First State Asset Management (Australia) Limited ACN 114 194 311	Sale	65,303.88	12,427 Ordinary shares	12,427
Wednesday, 12 October 2016	Colonial First State Asset Management (Australia) Limited ACN 114 194 311	Sale	111,733.09	21,304 Ordinary shares	21,304
Wednesday, 12 October 2016	Colonial First State Asset Management (Australia) Limited ACN 114 194 311	Sale	66,450.89	12,386 Ordinary shares	12,386
Wednesday, 12 October 2016	Colonial First State Asset Management (Australia) Limited ACN 114 194 311	Sale	74,560.50	14,202 Ordinary shares	14,202
Wednesday, 12 October 2016	Colonial First State Asset Management (Australia) Limited ACN 114 194 311	Sale	13,029.02	2,477 Ordinary shares	2,477
Thursday, 13 October 2016	Colonial First State Asset Management (Australia) Limited ACN 114 194 311	Sale	191,251.21	37,708 Ordinary shares	37,708
Thursday, 13 October 2016	Colonial First State Asset Management (Australia) Limited ACN 114 194 311	Sale	68,438.36	13,575 Ordinary shares	13,575
Thursday, 13 October 2016	Colonial First State Asset Management (Australia) Limited ACN 114 194 311	Sale	459,093.11	90,987 Ordinary shares	90,987
Wednesday, 28 September 2016	Colonial First State Asset Management (Australia) Limited ACN 114 194 311	Purchase	93,637.23	17,020 Ordinary shares	17,020
Tuesday, 11 October 2016	Colonial First State Asset Management (Australia) Limited ACN 114 194 311	Sale	38,735.92	7,088 Ordinary shares	7,088
Tuesday, 11 October 2016	Colonial First State Asset Management (Australia) Limited ACN 114 194 311	Sale	219,718.35	41,006 Ordinary shares	41,006
Wednesday, 12 October 2016	Colonial First State Asset Management (Australia) Limited	Sale	103,476.20	19,691 Ordinary shares	19,691

	ACN 114 194 311				
Wednesday, 12 October 2016	Colonial First State Asset Management (Australia) Limited ACN 114 194 311	Sale	177,034.85	33,755 Ordinary shares	33,755
Wednesday, 12 October 2016	Colonial First State Asset Management (Australia) Limited ACN 114 194 311	Sale	105,288.12	19,625 Ordinary shares	19,625
Wednesday, 12 October 2016	Colonial First State Asset Management (Australia) Limited ACN 114 194 311	Sale	118,146.00	22,504 Ordinary shares	22,504
Wednesday, 12 October 2016	Colonial First State Asset Management (Australia) Limited ACN 114 194 311	Sale	20,645.50	3,925 Ordinary shares	3,925
Thursday, 13 October 2016	Colonial First State Asset Management (Australia) Limited ACN 114 194 311	Sale	108,437.62	21,509 Ordinary shares	21,509
Thursday, 13 October 2016	Colonial First State Asset Management (Australia) Limited ACN 114 194 311	Sale	727,418.39	144,166 Ordinary shares	144,166
Thursday, 13 October 2016	Colonial First State Asset Management (Australia) Limited ACN 114 194 311	Sale	303,030.81	59,747 Ordinary shares	59,747
Friday, 7 October 2016	Colonial First State Asset Management (Australia) Limited ACN 114 194 311	Sale	59,616.96	10,959 Ordinary shares	10,959
Wednesday, 28 September 2016	Colonial First State Asset Management (Australia) Limited ACN 114 194 311	Purchase	205,820.36	37,411 Ordinary shares	37,411
Tuesday, 11 October 2016	Colonial First State Asset Management (Australia) Limited ACN 114 194 311	Sale	223,206.54	41,657 Ordinary shares	41,657
Tuesday, 11 October 2016	Colonial First State Asset Management (Australia) Limited ACN 114 194 311	Sale	39,353.47	7,201 Ordinary shares	7,201

Wednesday, 12 October 2016	Colonial First State Asset Management (Australia) Limited ACN 114 194 311	Sale	20,971.62	3,987 Ordinary shares	3,987
Wednesday, 12 October 2016	Colonial First State Asset Management (Australia) Limited ACN 114 194 311	Sale	120,020.25	22,861 Ordinary shares	22,861
Wednesday, 12 October 2016	Colonial First State Asset Management (Australia) Limited ACN 114 194 311	Sale	106,962.00	19,937 Ordinary shares	19,937
Wednesday, 12 October 2016	Colonial First State Asset Management (Australia) Limited ACN 114 194 311	Sale	179,846.01	34,291 Ordinary shares	34,291
Wednesday, 12 October 2016	Colonial First State Asset Management (Australia) Limited ACN 114 194 311	Sale	105,115.76	20,003 Ordinary shares	20,003
Thursday, 13 October 2016	Colonial First State Asset Management (Australia) Limited ACN 114 194 311	Sale	307,838.97	60,695 Ordinary shares	60,695
Thursday, 13 October 2016	Colonial First State Asset Management (Australia) Limited ACN 114 194 311	Sale	110,161.82	21,851 Ordinary shares	21,851
Thursday, 13 October 2016	Colonial First State Asset Management (Australia) Limited ACN 114 194 311	Sale	738,957.90	146,453 Ordinary shares	146,453
Friday, 7 October 2016	Colonial First State Asset Management (Australia) Limited ACN 114 194 311	Sale	7,768.32	1,428 Ordinary shares	1,428
Thursday, 29 September 2016	Colonial First State Investments Limited (Note 1) ACN 002 348 352	Sale	56,446.18	10,420 Ordinary shares	10,420
Tuesday, 4 October 2016	Colonial First State Investments Limited (Note 1) ACN 002 348 352	Sale	17,784.72	3,185 Ordinary shares	3,185
Thursday, 6 October 2016	Colonial First State Investments Limited (Note 1) ACN 002	Sale	7,433.87	1,354 Ordinary shares	1,354

	348 352				
Friday, 7 October 2016	Colonial First State Investments Limited (Note 1) ACN 002 348 352	Sale	1,123.84	207 Ordinary shares	207
Monday, 10 October 2016	Colonial First State Investments Limited (Note 1) ACN 002 348 352	Sale	40,974.88	7,685 Ordinary shares	7,685
Tuesday, 11 October 2016	Colonial First State Investments Limited (Note 1) ACN 002 348 352	Sale	48,796.72	9,068 Ordinary shares	9,068
Wednesday, 12 October 2016	Colonial First State Investments Limited (Note 1) ACN 002 348 352	Sale	17,345.22	3,307 Ordinary shares	3,307
Thursday, 13 October 2016	Colonial First State Investments Limited (Note 1) ACN 002 348 352	Sale	19,793.89	3,923 Ordinary shares	3,923
Friday, 7 October 2016	Colonial First State Investments Limited (Note 1) ACN 002 348 352	Borrow Increase	N/A	22,691 Ordinary shares (borrowed from UBS AG (Agreement 2), see Annexure C)	22,691
Wednesday, 28 September 2016	Colonial First State Investments Limited (Note 1) ACN 002 348 352	Sale	120,173.82	22,937 Ordinary shares	22,937
Tuesday, 27 September 2016	Colonial First State Investments Limited (Note 1) ACN 002 348 352	Sale	12,873.46	2,465 Ordinary shares	2,465
Tuesday, 4 October 2016	Colonial First State Investments Limited (Note 1) ACN 002 348 352	Sale	21,855.38	3,914 Ordinary shares	3,914
Wednesday, 12 October 2016	Colonial First State Investments Limited (Note 1) ACN 002 348 352	Sale	16,464.06	3,139 Ordinary shares	3,139
Thursday, 13 October 2016	Colonial First State Investments Limited (Note 1) ACN 002 348 352	Sale	18,794.86	3,725 Ordinary shares	3,725

Monday, 10 October 2016	Colonial First State Investments Limited (Note 1) ACN 002 348 352	Sale	1,245,120.85	233,650 Ordinary shares	233,650
Thursday, 6 October 2016	Colonial First State Investments Limited (Note 1) ACN 002 348 352	Sale	166,471.04	30,311 Ordinary shares	30,311
Thursday, 29 September 2016	Colonial First State Investments Limited (Note 1) ACN 002 348 352	Purchase	5,391.21	961 Ordinary shares	961
Thursday, 13 October 2016	Colonial First State Investments Limited (Note 1) ACN 002 348 352	Sale	8,634.64	1,712 Ordinary shares	1,712
Wednesday, 28 September 2016	Realindex Investments Pty Limited ACN 133 312 017	Purchase	32,231.72	5,818 Ordinary shares	5,818
Wednesday, 28 September 2016	Realindex Investments Pty Limited ACN 133 312 017	Purchase	60,435.86	10,909 Ordinary shares	10,909
Wednesday, 28 September 2016	Realindex Investments Pty Limited ACN 133 312 017	Purchase	14,099.30	2,545 Ordinary shares	2,545
Wednesday, 28 September 2016	Realindex Investments Pty Limited ACN 133 312 017	Purchase	105,764.14	19,091 Ordinary shares	19,091
Tuesday, 27 September 2016	CBA Markets Limited ACN 003 485 952	Borrow Increase	N/A	103,045 Ordinary shares (borrowed from Barclays Capital Securities Ltd, see Annexure C)	103,045
Tuesday, 27 September 2016	CBA Markets Limited ACN 003 485 952	Borrow Decrease	N/A	79,246 Ordinary shares (returned to Barclays Capital Securities Ltd, see Annexure C)	79,246
Wednesday, 28 September 2016	CBA Markets Limited ACN 003 485 952	Borrow Decrease	N/A	103,045 Ordinary shares (returned to Barclays Capital Securities Ltd, see Annexure C)	103,045

				C)	
Wednesday, 28 September 2016	CBA Markets Limited ACN 003 485 952	Borrow Increase	N/A	103,045 Ordinary shares (borrowed from Barclays Capital Securities Ltd, see Annexure C)	103,045
Thursday, 29 September 2016	CBA Markets Limited ACN 003 485 952	Borrow Decrease	N/A	103,045 Ordinary shares (returned to Barclays Capital Securities Ltd, see Annexure C)	103,045
Thursday, 29 September 2016	CBA Markets Limited ACN 003 485 952	Borrow Increase	N/A	103,045 Ordinary shares (borrowed from Barclays Capital Securities Ltd, see Annexure C)	103,045
Friday, 30 September 2016	CBA Markets Limited ACN 003 485 952	Borrow Decrease	N/A	103,045 Ordinary shares (returned to Barclays Capital Securities Ltd, see Annexure C)	103,045
Monday, 3 October 2016	CBA Markets Limited ACN 003 485 952	Borrow Increase	N/A	14,299 Ordinary shares (borrowed from Barclays Capital Securities Ltd, see Annexure C)	14,299
Tuesday, 4 October 2016	CBA Markets Limited ACN 003 485 952	Borrow Decrease	N/A	14,299 Ordinary shares (returned to Barclays Capital Securities Ltd, see Annexure C)	14,299
Tuesday, 4 October 2016	CBA Markets Limited ACN 003 485 952	Borrow Increase	N/A	14,299 Ordinary shares (borrowed from Barclays Capital Securities Ltd, see Annexure C)	14,299
Wednesday, 5 October 2016	CBA Markets Limited ACN 003 485 952	Borrow Increase	N/A	30,782 Ordinary shares (borrowed from Barclays Capital Securities Ltd, see Annexure C)	30,782

Wednesday, 5 October 2016	CBA Markets Limited ACN 003 485 952	Borrow Decrease	N/A	14,299 Ordinary shares (returned to Barclays Capital Securities Ltd, see Annexure C)	14,299
Thursday, 6 October 2016	CBA Markets Limited ACN 003 485 952	Borrow Decrease	N/A	30,782 Ordinary shares (returned to Barclays Capital Securities Ltd, see Annexure C)	30,782
Thursday, 6 October 2016	CBA Markets Limited ACN 003 485 952	Borrow Increase	N/A	25,820 Ordinary shares (borrowed from Barclays Capital Securities Ltd, see Annexure C)	25,820
Friday, 7 October 2016	CBA Markets Limited ACN 003 485 952	Borrow Increase	N/A	19,437 Ordinary shares (borrowed from Barclays Capital Securities Ltd, see Annexure C)	19,437
Friday, 7 October 2016	CBA Markets Limited ACN 003 485 952	Borrow Decrease	N/A	25,820 Ordinary shares (returned to Barclays Capital Securities Ltd, see Annexure C)	25,820
Monday, 10 October 2016	CBA Markets Limited ACN 003 485 952	Borrow Decrease	N/A	19,437 Ordinary shares (returned to Barclays Capital Securities Ltd, see Annexure C)	19,437
Tuesday, 11 October 2016	CBA Markets Limited ACN 003 485 952	Borrow Increase	N/A	9,978 Ordinary shares (borrowed from Barclays Capital Securities Ltd, see Annexure C)	9,978
Wednesday, 12 October 2016	CBA Markets Limited ACN 003 485 952	Borrow Decrease	N/A	9,978 Ordinary shares (returned to Barclays Capital Securities Ltd, see Annexure C)	9,978
Wednesday, 12 October 2016	CBA Markets Limited ACN 003 485 952	Borrow Increase	N/A	73,598 Ordinary shares (borrowed from Barclays Capital	73,598

				Securities Ltd, see Annexure C)	
Tuesday, 27 September 2016	CBA Markets Limited ACN 003 485 952	Sale	896.10	174 Ordinary shares	174
Wednesday, 28 September 2016	CBA Markets Limited ACN 003 485 952	Sale	1,994.40	360 Ordinary shares	360
Wednesday, 28 September 2016	CBA Markets Limited ACN 003 485 952	Sale	1,989.25	365 Ordinary shares	365
Wednesday, 28 September 2016	CBA Markets Limited ACN 003 485 952	Sale	505.92	93 Ordinary shares	93
Wednesday, 28 September 2016	CBA Markets Limited ACN 003 485 952	Sale	1,506.88	277 Ordinary shares	277
Wednesday, 28 September 2016	CBA Markets Limited ACN 003 485 952	Sale	1,998.00	370 Ordinary shares	370
Wednesday, 28 September 2016	CBA Markets Limited ACN 003 485 952	Sale	3,584.35	665 Ordinary shares	665
Wednesday, 28 September 2016	CBA Markets Limited ACN 003 485 952	Sale	2,021.60	380 Ordinary shares	380
Wednesday, 28 September 2016	CBA Markets Limited ACN 003 485 952	Sale	1,239.00	236 Ordinary shares	236
Tuesday, 27 September 2016	CBA Markets Limited ACN 003 485 952	Purchase	4,694.72	863 Ordinary shares	863
Tuesday, 27 September 2016	CBA Markets Limited ACN 003 485 952	Purchase	2,883.20	530 Ordinary shares	530
Tuesday, 27 September 2016	CBA Markets Limited ACN 003 485 952	Purchase	1,941.80	365 Ordinary shares	365
Thursday, 29 September 2016	CBA Markets Limited ACN 003 485 952	Sale	2,006.25	375 Ordinary shares	375
Thursday, 29	CBA Markets Limited ACN 003	Sale	1,990.60	370 Ordinary shares	370

September 2016	485 952				
Thursday, 29 September 2016	CBA Markets Limited ACN 003 485 952	Sale	2,001.70	370 Ordinary shares	370
Thursday, 29 September 2016	CBA Markets Limited ACN 003 485 952	Sale	1,978.30	365 Ordinary shares	365
Thursday, 29 September 2016	CBA Markets Limited ACN 003 485 952	Sale	1,974.65	365 Ordinary shares	365
Thursday, 29 September 2016	CBA Markets Limited ACN 003 485 952	Sale	464.40	86 Ordinary shares	86
Wednesday, 28 September 2016	CBA Markets Limited ACN 003 485 952	Purchase	616.40	115 Ordinary shares	115
Wednesday, 28 September 2016	CBA Markets Limited ACN 003 485 952	Purchase	4,625.68	863 Ordinary shares	863
Wednesday, 28 September 2016	CBA Markets Limited ACN 003 485 952	Purchase	3,376.80	630 Ordinary shares	630
Wednesday, 28 September 2016	CBA Markets Limited ACN 003 485 952	Purchase	1,307.84	244 Ordinary shares	244
Friday, 30 September 2016	CBA Markets Limited ACN 003 485 952	Sale	2,038.70	370 Ordinary shares	370
Wednesday, 28 September 2016	CBA Markets Limited ACN 003 485 952	Purchase	1,983.60	360 Ordinary shares	360
Friday, 30 September 2016	CBA Markets Limited ACN 003 485 952	Sale	1,972.80	360 Ordinary shares	360
Friday, 30 September 2016	CBA Markets Limited ACN 003 485 952	Sale	1,983.60	360 Ordinary shares	360
Friday, 30 September 2016	CBA Markets Limited ACN 003 485 952	Sale	38,946.20	7,030 Ordinary shares	7,030
Thursday, 29 September 2016	CBA Markets Limited ACN 003	Purchase	9,891.40	1,805 Ordinary shares	1,805

	485 952				
Tuesday, 4 October 2016	CBA Markets Limited ACN 003 485 952	Sale	9,407.73	1,671 Ordinary shares	1,671
Friday, 30 September 2016	CBA Markets Limited ACN 003 485 952	Purchase	245.08	44 Ordinary shares	44
Friday, 30 September 2016	CBA Markets Limited ACN 003 485 952	Purchase	206.09	37 Ordinary shares	37
Friday, 30 September 2016	CBA Markets Limited ACN 003 485 952	Purchase	2,005.20	360 Ordinary shares	360
Friday, 30 September 2016	CBA Markets Limited ACN 003 485 952	Purchase	61.27	11 Ordinary shares	11
Friday, 30 September 2016	CBA Markets Limited ACN 003 485 952	Purchase	11.14	2 Ordinary shares	2
Friday, 30 September 2016	CBA Markets Limited ACN 003 485 952	Purchase	367.62	66 Ordinary shares	66
Friday, 30 September 2016	CBA Markets Limited ACN 003 485 952	Purchase	50.13	9 Ordinary shares	9
Friday, 30 September 2016	CBA Markets Limited ACN 003 485 952	Purchase	189.38	34 Ordinary shares	34
Friday, 30 September 2016	CBA Markets Limited ACN 003 485 952	Purchase	345.34	62 Ordinary shares	62
Friday, 30 September 2016	CBA Markets Limited ACN 003 485 952	Purchase	1,587.45	285 Ordinary shares	285
Friday, 30 September 2016	CBA Markets Limited ACN 003 485 952	Purchase	1,191.98	214 Ordinary shares	214
Friday, 30 September 2016	CBA Markets Limited ACN 003 485 952	Purchase	1,787.97	321 Ordinary shares	321
Friday, 30 September 2016	CBA Markets Limited ACN 003	Purchase	1,838.10	330 Ordinary shares	330

	485 952				
Friday, 30 September 2016	CBA Markets Limited ACN 003 485 952	Purchase	5.57	1 Ordinary shares	1
Wednesday, 5 October 2016	CBA Markets Limited ACN 003 485 952	Sale	1,920.55	355 Ordinary shares	355
Wednesday, 5 October 2016	CBA Markets Limited ACN 003 485 952	Sale	1,978.30	365 Ordinary shares	365
Wednesday, 5 October 2016	CBA Markets Limited ACN 003 485 952	Sale	2,011.15	365 Ordinary shares	365
Friday, 30 September 2016	CBA Markets Limited ACN 003 485 952	Purchase	1,331.00	242 Ordinary shares	242
Friday, 30 September 2016	CBA Markets Limited ACN 003 485 952	Purchase	7,089.50	1,289 Ordinary shares	1,289
Friday, 30 September 2016	CBA Markets Limited ACN 003 485 952	Purchase	1,017.50	185 Ordinary shares	185
Friday, 30 September 2016	CBA Markets Limited ACN 003 485 952	Purchase	957.00	174 Ordinary shares	174
Thursday, 6 October 2016	CBA Markets Limited ACN 003 485 952	Sale	2,000.20	365 Ordinary shares	365
Thursday, 6 October 2016	CBA Markets Limited ACN 003 485 952	Sale	971.73	177 Ordinary shares	177
Tuesday, 4 October 2016	CBA Markets Limited ACN 003 485 952	Purchase	3,099.03	565 Ordinary shares	565
Thursday, 6 October 2016	CBA Markets Limited ACN 003 485 952	Sale	4,226.17	767 Ordinary shares	767
Wednesday, 5 October 2016	CBA Markets Limited ACN 003 485 952	Purchase	2,152.75	395 Ordinary shares	395
Wednesday, 5 October 2016	CBA Markets Limited ACN 003	Purchase	1,847.55	339 Ordinary shares	339

	485 952				
Wednesday, 5 October 2016	CBA Markets Limited ACN 003 485 952	Purchase	196.20	36 Ordinary shares	36
Wednesday, 5 October 2016	CBA Markets Limited ACN 003 485 952	Purchase	43.60	8 Ordinary shares	8
Wednesday, 5 October 2016	CBA Markets Limited ACN 003 485 952	Purchase	1,013.70	186 Ordinary shares	186
Wednesday, 5 October 2016	CBA Markets Limited ACN 003 485 952	Purchase	5.45	1 Ordinary shares	1
Friday, 7 October 2016	CBA Markets Limited ACN 003 485 952	Sale	1,989.25	365 Ordinary shares	365
Friday, 7 October 2016	CBA Markets Limited ACN 003 485 952	Sale	1,992.90	365 Ordinary shares	365
Wednesday, 5 October 2016	CBA Markets Limited ACN 003 485 952	Purchase	1,992.90	365 Ordinary shares	365
Wednesday, 5 October 2016	CBA Markets Limited ACN 003 485 952	Purchase	19,856.00	3,650 Ordinary shares	3,650
Monday, 10 October 2016	CBA Markets Limited ACN 003 485 952	Sale	364.14	68 Ordinary shares	68
Monday, 10 October 2016	CBA Markets Limited ACN 003 485 952	Sale	310.59	58 Ordinary shares	58
Monday, 10 October 2016	CBA Markets Limited ACN 003 485 952	Sale	171.52	32 Ordinary shares	32
Monday, 10 October 2016	CBA Markets Limited ACN 003 485 952	Sale	938.00	175 Ordinary shares	175
Monday, 10 October 2016	CBA Markets Limited ACN 003 485 952	Sale	986.24	184 Ordinary shares	184
Monday, 10 October 2016	CBA Markets Limited ACN 003	Sale	323.00	61 Ordinary shares	61


	485 952				
Monday, 10 October 2016	CBA Markets Limited ACN 003 485 952	Sale	565.50	107 Ordinary shares	107
Monday, 10 October 2016	CBA Markets Limited ACN 003 485 952	Sale	3,933.60	745 Ordinary shares	745
Thursday, 6 October 2016	CBA Markets Limited ACN 003 485 952	Purchase	327.36	62 Ordinary shares	62
Thursday, 6 October 2016	CBA Markets Limited ACN 003 485 952	Purchase	1,652.64	313 Ordinary shares	313
Monday, 10 October 2016	CBA Markets Limited ACN 003 485 952	Sale	39,108.15	7,365 Ordinary shares	7,365
Wednesday, 12 October 2016	CBA Markets Limited ACN 003 485 952	Sale	10,036.53	1,869 Ordinary shares	1,869
Monday, 10 October 2016	CBA Markets Limited ACN 003 485 952	Purchase	1,935.10	370 Ordinary shares	370
Monday, 10 October 2016	CBA Markets Limited ACN 003 485 952	Purchase	18,798.18	3,622 Ordinary shares	3,622
Monday, 10 October 2016	CBA Markets Limited ACN 003 485 952	Purchase	8,885.28	1,712 Ordinary shares	1,712
Monday, 10 October 2016	CBA Markets Limited ACN 003 485 952	Purchase	20,038.59	3,861 Ordinary shares	3,861
Tuesday, 11 October 2016	CBA Markets Limited ACN 003 485 952	Purchase	4,192.10	814 Ordinary shares	814
Tuesday, 11 October 2016	CBA Markets Limited ACN 003 485 952	Purchase	2,765.55	537 Ordinary shares	537
Tuesday, 11 October 2016	CBA Markets Limited ACN 003 485 952	Purchase	880.65	171 Ordinary shares	171
Tuesday, 11 October 2016	CBA Markets Limited ACN 003	Purchase	715.85	139 Ordinary shares	139

	485 952				
Tuesday, 11 October 2016	CBA Markets Limited ACN 003 485 952	Purchase	1,369.90	266 Ordinary shares	266
Thursday, 13 October 2016	CBA Markets Limited ACN 003 485 952	Sale	956.91	191 Ordinary shares	191
Thursday, 13 October 2016	CBA Markets Limited ACN 003 485 952	Sale	5,791.56	1,156 Ordinary shares	1,156
Thursday, 13 October 2016	CBA Markets Limited ACN 003 485 952	Sale	100.20	20 Ordinary shares	20
Thursday, 13 October 2016	CBA Markets Limited ACN 003 485 952	Sale	986.97	197 Ordinary shares	197
Thursday, 13 October 2016	CBA Markets Limited ACN 003 485 952	Sale	686.37	137 Ordinary shares	137
Thursday, 13 October 2016	CBA Markets Limited ACN 003 485 952	Sale	145.29	29 Ordinary shares	29
Thursday, 13 October 2016	CBA Markets Limited ACN 003 485 952	Sale	39,999.84	7,984 Ordinary shares	7,984
Wednesday, 12 October 2016	CBA Markets Limited ACN 003 485 952	Purchase	1,309.44	264 Ordinary shares	264
Wednesday, 12 October 2016	CBA Markets Limited ACN 003 485 952	Purchase	8,374.45	1,685 Ordinary shares	1,685
Wednesday, 12 October 2016	CBA Markets Limited ACN 003 485 952	Purchase	10,844.54	2,182 Ordinary shares	2,182
Wednesday, 12 October 2016	CBA Markets Limited ACN 003 485 952	Purchase	6,505.73	1,309 Ordinary shares	1,309
Wednesday, 12 October 2016	CBA Markets Limited ACN 003 485 952	Purchase	1,108.31	223 Ordinary shares	223
Wednesday, 12 October 2016	CBA Markets Limited ACN 003	Purchase	3,618.16	728 Ordinary shares	728

	485 952				
Wednesday, 12 October 2016	CBA Markets Limited ACN 003 485 952	Purchase	16,381.12	3,296 Ordinary shares	3,296
Thursday, 13 October 2016	CBA Markets Limited ACN 003 485 952	Purchase	6,672.69	1,359 Ordinary shares	1,359
Thursday, 13 October 2016	CBA Markets Limited ACN 003 485 952	Purchase	1,256.96	256 Ordinary shares	256
Thursday, 13 October 2016	CBA Markets Limited ACN 003 485 952	Purchase	4.91	1 Ordinary shares	1
Thursday, 13 October 2016	CBA Markets Limited ACN 003 485 952	Purchase	24.55	5 Ordinary shares	5

Annexure C

This is annexure C referred to in Form 605, Notice of ceasing to be a substantial holder dated **13/10/2016**



Carla Collingwood

Company Secretary

Dated the 17 October 2016

Commonwealth Bank of Australia will, if requested by the company or responsible entity to whom this form must be given or by the Australian Securities and Investments Commission (ASIC), give a copy of one or more of the following agreements to the company, responsible entity or ASIC (as appropriate).

Barclays Capital Securities Ltd

Type of agreement:	Global Master Securities Lending Agreement
Parties to agreement:	(1) Commonwealth Bank of Australia and (2) Barclays Capital Securities Ltd
Can the parties exercise voting rights attaching to the securities?	No
If yes, in what circumstances?	N/A
Date on which the securities were (or are) expected to be delivered to the borrower or its nominee (ie borrow date):	The dates indicated in Annexure B on which securities were borrowed.
Scheduled date (if any) when the securities are expected to be returned to the borrower or its nominee (ie return date):	Any particular day.
Does the borrower have the right to return the securities early? [Yes/No]	Yes
If yes, in which circumstances?	At any time subject to giving notice.
Does the lender have the right to recall the securities early (ie before the scheduled return date)? [Yes/No]	Yes
If yes, in which circumstances?	At any time subject to giving notice.
Are there circumstances in which the borrower will not be required to return the securities on settlement? [Yes/No]	No
If yes, in which circumstances?	N/A

UBS AG (Agreement 2)

Type of agreement:	Australian Master Securities Lending Agreement
--------------------	--

Parties to agreement:	(1) UBS AG; and (2) Colonial First State Investments Limited
Can the parties exercise voting rights attaching to the securities?	No
If yes, in what circumstances?	N/A
Date on which the securities were (or are) expected to be delivered to the borrower or its nominee (ie borrow date):	The dates indicated in Annexure B on which securities were borrowed.
Scheduled date (if any) when the securities are expected to be returned to the borrower or its nominee (ie return date):	Any particular day.
Does the borrower have the right to return the securities early? [Yes/No]	Yes
If yes, in which circumstances?	At any time subject to giving notice.
Does the lender have the right to recall the securities early (ie before the scheduled return date)? [Yes/No]	Yes
If yes, in which circumstances?	At any time subject to giving notice.
Are there circumstances in which the borrower will not be required to return the securities on settlement? [Yes/No]	No
If yes, in which circumstances?	N/A