

Form 603

Corporations Act 2001

Section 671B

Notice of initial substantial holder

To Company Name/Scheme Estia Health Ltd
ACN/ARSN ACN 160 986 201

1. Details of substantial holder (1)

Name Credit Suisse Holdings (Australia) Limited (on behalf of Credit Suisse Group AG and its affiliates)
ACN/ARSN (if applicable) 008 496 713
The holder became a substantial holder on 07-Oct-2016

2. Details of voting power

The total number of votes attached to all the voting shares in the company or voting interests in the scheme that the substantial holder or an associate (2) had a relevant interest (3) in on the date the substantial holder became a substantial holder are as follows:

| Class of securities (4) | Number of securities | Persons' votes (5) | Voting power (6) |
|-------------------------|----------------------|--------------------|------------------|
| Common Stock | 9,560,886 | 9,560,886 | 5.08% |

3. Details of relevant interests

The nature of the relevant interest the substantial holder or an associate had in the following voting securities on the date the substantial holder became a substantial holder are as follows:

| Holder of relevant interest | Nature of relevant interest (7) | Class and number of securities |
|-----------------------------|---------------------------------|--------------------------------|
| See Annexure "A" | | |

4. Details of present registered holders

The persons registered as holders of the securities referred to in paragraph 3 above are as follows:

| Holder of relevant interest | Registered holder of securities | Person entitled to be registered as holder (8) | Class and number of securities |
|-----------------------------|---------------------------------|------------------------------------------------|--------------------------------|
| See Annexure "B" | | | |

5. Consideration

The consideration paid for each relevant interest referred to in paragraph 3 above, and acquired in the 4 months prior to the day that the substantial holder became a substantial holder is as follows:

| Holder of relevant interest | Date of acquisition | Consideration (9) | | Class and number of securities |
|-----------------------------|---------------------|-------------------|----------|--------------------------------|
| | | Cash | Non-cash | |
| See Annexure "C" | | | | |

6. Associates

The reasons the persons named in paragraph 3 above are associates of the substantial holder are as follows:


| | |
|-----------------------------------|-----------------------|
| Name and ACN/ARSN (if applicable) | Nature of association |
| See Annexure "D" | |

7. Addresses

The addresses of persons named in this form are as follows:

| | |
|------------------|---------|
| Name | Address |
| See Annexure "E" | |

Signature

| | | | |
|------------|-----------------------------------------------------------------------------------|----------|----------------------|
| print name | James Wood | capacity | Authorised Signatory |
| sign here |  | date | 13-Oct-2016 |

Annexure "A"

3. Details of relevant interests

The nature of the relevant interest the substantial holder or an associate had in the following voting securities on the date the substantial holder became a substantial holder are as follows:

| Holder of relevant interest | Nature of relevant interest (7) | Class and number of securities |
|--------------------------------------------------------------|----------------------------------------------------------------------------------------------|--------------------------------|
| Credit Suisse (Hong Kong) Limited | Voting rights and right to dispose | 240,594 Common Stock |
| Credit Suisse Equities (Australia) Limited (ACN 068 232 708) | Voting rights and right to dispose | 4,105,564 Common Stock |
| Credit Suisse Equities (Australia) Limited (ACN 068 232 708) | Holder of securities subject to an obligation to return under a securities lending agreement | 650,000 Common Stock |
| Credit Suisse International (ARBN 062787106) | Voting rights and right to dispose | 1,050,090 Common Stock |
| Credit Suisse Securities (Europe) Limited (ARBN 099554131) | Voting rights and right to dispose | 34,935 Common Stock |
| Credit Suisse Securities (Europe) Limited (ARBN 099554131) | Holder of securities subject to an obligation to return under a securities lending agreement | 3,351,000 Common Stock |
| Credit Suisse Securities (USA) LLC | Voting rights and right to dispose | 85,656 Common Stock |
| Credit Suisse Funds AG | Voting rights and right to dispose | 43,047 Common Stock |

This is Annexure "A" referred to in the Form 603 "Notice of initial substantial holder"

Signature

Credit Suisse Holdings (Australia) Limited (ACN 008 496 713)

print name James Wood

capacity Authorised Signatory

sign here

date 13-Oct-2016



Annexure "B"

4. Details of present registered holders

The persons registered as holders of the securities referred to in paragraph 3 above are as follows:

| Holder of relevant interest | Registered holder of securities | Person entitled to be registered as holder (8) | Class and number of securities |
|--------------------------------------------------------------|-------------------------------------------------------------|------------------------------------------------|--------------------------------|
| Credit Suisse (Hong Kong) Limited | HSBC Custody Nominees (Australia) Limited (ACN 003 094 568) | Credit Suisse (Hong Kong) Limited | 240,594 Common Stock |
| Credit Suisse Equities (Australia) Limited (ACN 068 232 708) | CS Fourth Nominees Pty Limited (ACN 069 126 432) | Credit Suisse Equities (Australia) Limited | 4,755,564 Common Stock |
| Credit Suisse International (ARBN 062787106) | HSBC Custody Nominees (Australia) Limited (ACN 003 094 568) | Credit Suisse International | 1,050,090 Common Stock |
| Credit Suisse Securities (Europe) Limited (ARBN 099554131) | HSBC Custody Nominees (Australia) Limited (ACN 003 094 568) | Credit Suisse Securities (Europe) Limited | 3,385,935 Common Stock |
| Credit Suisse Securities (USA) LLC | HSBC Custody Nominees (Australia) Limited (ACN 003 094 568) | Credit Suisse Securities (USA) LLC | 85,656 Common Stock |
| Credit Suisse Funds AG | HSBC Custody Nominees (Australia) Limited (ACN 003 094 568) | Credit Suisse Funds AG | 43,047 Common Stock |

This is Annexure "B" referred to in the Form 603 "Notice of initial substantial holder"

Signature


Credit Suisse Holdings (Australia) Limited (ACN 008 496 713)

print name James Wood

capacity Authorised Signatory

sign here

date 13-Oct-2016



Annexure "C"

5. Consideration

The consideration paid for each relevant interest referred to in paragraph 3 above, and acquired in the 4 months prior to the day that the substantial holder became a substantial holder is as follows:

| Holder of relevant interest | Date of acquisition | Consideration (9) | | Class and number of securities |
|-----------------------------------|---------------------|-------------------|----------|--------------------------------|
| | | Cash | Non-cash | |
| Credit Suisse (Hong Kong) Limited | 09-Jun-2016 | 155,464.02 AUD | | -29,851 Common Stock |
| Credit Suisse (Hong Kong) Limited | 09-Jun-2016 | 26,573.36 AUD | | -5,385 Common Stock |
| Credit Suisse (Hong Kong) Limited | 09-Jun-2016 | 4.85 AUD | | 1 Common Stock |
| Credit Suisse (Hong Kong) Limited | 09-Jun-2016 | 32,150.78 AUD | | 6,666 Common Stock |
| Credit Suisse (Hong Kong) Limited | 09-Jun-2016 | 76,935.55 AUD | | 15,863 Common Stock |
| Credit Suisse (Hong Kong) Limited | 10-Jun-2016 | 10,209.78 AUD | | -2,064 Common Stock |
| Credit Suisse (Hong Kong) Limited | 10-Jun-2016 | 6,445.76 AUD | | -1,306 Common Stock |
| Credit Suisse (Hong Kong) Limited | 10-Jun-2016 | 15,452.10 AUD | | -3,135 Common Stock |
| Credit Suisse (Hong Kong) Limited | 10-Jun-2016 | 50,368.25 AUD | | 10,220 Common Stock |
| Credit Suisse (Hong Kong) Limited | 10-Jun-2016 | 14,240.19 AUD | | 2,890 Common Stock |
| Credit Suisse (Hong Kong) Limited | 10-Jun-2016 | 10,001.67 AUD | | 2,037 Common Stock |
| Credit Suisse (Hong Kong) Limited | 14-Jun-2016 | 7,537.10 AUD | | -1,581 Common Stock |
| Credit Suisse (Hong Kong) Limited | 14-Jun-2016 | 40,137.28 AUD | | -8,423 Common Stock |
| Credit Suisse (Hong Kong) Limited | 14-Jun-2016 | 1,326.26 AUD | | -281 Common Stock |
| Credit Suisse (Hong Kong) Limited | 14-Jun-2016 | 19,104.63 AUD | | 4,053 Common Stock |
| Credit Suisse (Hong Kong) Limited | 14-Jun-2016 | 53,747.62 AUD | | 11,393 Common Stock |
| Credit Suisse (Hong Kong) Limited | 15-Jun-2016 | 21,550.68 AUD | | -4,382 Common Stock |
| Credit Suisse (Hong Kong) Limited | 15-Jun-2016 | 33,049.20 AUD | | -6,709 Common Stock |
| Credit Suisse (Hong Kong) Limited | 15-Jun-2016 | 34,399.19 AUD | | -6,990 Common Stock |
| Credit Suisse (Hong Kong) Limited | 15-Jun-2016 | 18,052.47 AUD | | 3,933 Common Stock |
| Credit Suisse (Hong Kong) Limited | 15-Jun-2016 | 64,406.88 AUD | | 14,032 Common Stock |
| Credit Suisse (Hong Kong) Limited | 16-Jun-2016 | 24,799.26 AUD | | -5,263 Common Stock |
| Credit Suisse (Hong Kong) Limited | 16-Jun-2016 | 14,456.38 AUD | | -3,065 Common Stock |
| Credit Suisse (Hong Kong) Limited | 17-Jun-2016 | 30,793.19 AUD | | -6,684 Common Stock |
| Credit Suisse (Hong Kong) Limited | 17-Jun-2016 | 38,456.13 AUD | | -8,339 Common Stock |
| Credit Suisse (Hong Kong) Limited | 17-Jun-2016 | 31,665.28 AUD | | 6,796 Common Stock |
| Credit Suisse (Hong Kong) Limited | 17-Jun-2016 | 9,458.39 AUD | | 2,029 Common Stock |

| | | | | |
|-----------------------------------|-------------|----------------|--|----------------------|
| Credit Suisse (Hong Kong) Limited | 17-Jun-2016 | 19,999.98 AUD | | 4,329 Common Stock |
| Credit Suisse (Hong Kong) Limited | 20-Jun-2016 | 39,533.98 AUD | | -8,512 Common Stock |
| Credit Suisse (Hong Kong) Limited | 20-Jun-2016 | 52,209.08 AUD | | -11,228 Common Stock |
| Credit Suisse (Hong Kong) Limited | 20-Jun-2016 | 33,431.71 AUD | | 6,984 Common Stock |
| Credit Suisse (Hong Kong) Limited | 20-Jun-2016 | 88,324.01 AUD | | 18,522 Common Stock |
| Credit Suisse (Hong Kong) Limited | 21-Jun-2016 | 443,169.62 AUD | | -95,293 Common Stock |
| Credit Suisse (Hong Kong) Limited | 21-Jun-2016 | 80,835.55 AUD | | -17,381 Common Stock |
| Credit Suisse (Hong Kong) Limited | 21-Jun-2016 | 66,004.90 AUD | | 13,688 Common Stock |
| Credit Suisse (Hong Kong) Limited | 21-Jun-2016 | 69,438.00 AUD | | 14,414 Common Stock |
| Credit Suisse (Hong Kong) Limited | 22-Jun-2016 | 80,562.97 AUD | | -16,869 Common Stock |
| Credit Suisse (Hong Kong) Limited | 22-Jun-2016 | 56,836.58 AUD | | -11,890 Common Stock |
| Credit Suisse (Hong Kong) Limited | 22-Jun-2016 | 10,041.60 AUD | | -2,092 Common Stock |
| Credit Suisse (Hong Kong) Limited | 22-Jun-2016 | 54,983.68 AUD | | 11,324 Common Stock |
| Credit Suisse (Hong Kong) Limited | 22-Jun-2016 | 39,227.11 AUD | | 8,165 Common Stock |
| Credit Suisse (Hong Kong) Limited | 23-Jun-2016 | 34,175.51 AUD | | -7,019 Common Stock |
| Credit Suisse (Hong Kong) Limited | 23-Jun-2016 | 4,140.36 AUD | | -867 Common Stock |
| Credit Suisse (Hong Kong) Limited | 23-Jun-2016 | 9,998.11 AUD | | -2,053 Common Stock |
| Credit Suisse (Hong Kong) Limited | 23-Jun-2016 | 12,087.11 AUD | | -2,509 Common Stock |
| Credit Suisse (Hong Kong) Limited | 23-Jun-2016 | 43,564.34 AUD | | 9,013 Common Stock |
| Credit Suisse (Hong Kong) Limited | 23-Jun-2016 | 146.07 AUD | | 30 Common Stock |
| Credit Suisse (Hong Kong) Limited | 24-Jun-2016 | 81,596.28 AUD | | -16,833 Common Stock |
| Credit Suisse (Hong Kong) Limited | 24-Jun-2016 | 21,387.86 AUD | | -4,396 Common Stock |
| Credit Suisse (Hong Kong) Limited | 24-Jun-2016 | 10,020.78 AUD | | -2,079 Common Stock |
| Credit Suisse (Hong Kong) Limited | 24-Jun-2016 | 50,432.07 AUD | | 10,462 Common Stock |
| Credit Suisse (Hong Kong) Limited | 24-Jun-2016 | 32,167.46 AUD | | 6,760 Common Stock |
| Credit Suisse (Hong Kong) Limited | 24-Jun-2016 | 33,595.71 AUD | | 7,150 Common Stock |
| Credit Suisse (Hong Kong) Limited | 24-Jun-2016 | 35,874.44 AUD | | 7,601 Common Stock |
| Credit Suisse (Hong Kong) Limited | 27-Jun-2016 | 43,756.77 AUD | | -9,053 Common Stock |
| Credit Suisse (Hong Kong) Limited | 27-Jun-2016 | 91,421.34 AUD | | -18,893 Common Stock |
| Credit Suisse (Hong Kong) Limited | 27-Jun-2016 | 1,801.59 AUD | | -373 Common Stock |
| Credit Suisse (Hong Kong) Limited | 27-Jun-2016 | 90,428.01 AUD | | 19,231 Common Stock |
| Credit Suisse (Hong Kong) Limited | 27-Jun-2016 | 23,805.68 AUD | | 5,070 Common Stock |
| Credit Suisse (Hong Kong) Limited | 27-Jun-2016 | 140,291.67 AUD | | 29,897 Common Stock |
| Credit Suisse (Hong Kong) Limited | 28-Jun-2016 | 74,416.96 AUD | | -15,723 Common Stock |

| | | | | |
|-----------------------------------|-------------|----------------|--|----------------------|
| Credit Suisse (Hong Kong) Limited | 28-Jun-2016 | 44,854.72 AUD | | 9,761 Common Stock |
| Credit Suisse (Hong Kong) Limited | 28-Jun-2016 | 17,540.91 AUD | | 3,802 Common Stock |
| Credit Suisse (Hong Kong) Limited | 28-Jun-2016 | 52,578.31 AUD | | 11,344 Common Stock |
| Credit Suisse (Hong Kong) Limited | 28-Jun-2016 | 88,531.56 AUD | | 19,264 Common Stock |
| Credit Suisse (Hong Kong) Limited | 29-Jun-2016 | 52,852.83 AUD | | -11,344 Common Stock |
| Credit Suisse (Hong Kong) Limited | 29-Jun-2016 | 13,198.20 AUD | | 2,852 Common Stock |
| Credit Suisse (Hong Kong) Limited | 29-Jun-2016 | 60,987.07 AUD | | 13,150 Common Stock |
| Credit Suisse (Hong Kong) Limited | 29-Jun-2016 | 23,281.44 AUD | | 5,026 Common Stock |
| Credit Suisse (Hong Kong) Limited | 30-Jun-2016 | 439.05 AUD | | -95 Common Stock |
| Credit Suisse (Hong Kong) Limited | 30-Jun-2016 | 3,375.27 AUD | | 729 Common Stock |
| Credit Suisse (Hong Kong) Limited | 30-Jun-2016 | 6,979.92 AUD | | 1,493 Common Stock |
| Credit Suisse (Hong Kong) Limited | 30-Jun-2016 | 19,350.52 AUD | | 4,171 Common Stock |
| Credit Suisse (Hong Kong) Limited | 01-Jul-2016 | 13,841.45 AUD | | -2,991 Common Stock |
| Credit Suisse (Hong Kong) Limited | 01-Jul-2016 | 22,577.78 AUD | | 4,868 Common Stock |
| Credit Suisse (Hong Kong) Limited | 01-Jul-2016 | 17,156.70 AUD | | 3,699 Common Stock |
| Credit Suisse (Hong Kong) Limited | 04-Jul-2016 | 12,009.66 AUD | | -2,571 Common Stock |
| Credit Suisse (Hong Kong) Limited | 04-Jul-2016 | 37,623.68 AUD | | -8,067 Common Stock |
| Credit Suisse (Hong Kong) Limited | 04-Jul-2016 | 7,025.63 AUD | | 1,487 Common Stock |
| Credit Suisse (Hong Kong) Limited | 04-Jul-2016 | 3,356.75 AUD | | 725 Common Stock |
| Credit Suisse (Hong Kong) Limited | 04-Jul-2016 | 35,743.06 AUD | | 7,582 Common Stock |
| Credit Suisse (Hong Kong) Limited | 05-Jul-2016 | 47,190.44 AUD | | -10,164 Common Stock |
| Credit Suisse (Hong Kong) Limited | 05-Jul-2016 | 95,588.09 AUD | | 20,628 Common Stock |
| Credit Suisse (Hong Kong) Limited | 06-Jul-2016 | 116,923.04 AUD | | -24,754 Common Stock |
| Credit Suisse (Hong Kong) Limited | 06-Jul-2016 | 144,115.00 AUD | | -30,340 Common Stock |
| Credit Suisse (Hong Kong) Limited | 06-Jul-2016 | 24,338.57 AUD | | 5,317 Common Stock |
| Credit Suisse (Hong Kong) Limited | 06-Jul-2016 | 49,024.34 AUD | | 10,690 Common Stock |
| Credit Suisse (Hong Kong) Limited | 06-Jul-2016 | 29,166.56 AUD | | 6,372 Common Stock |
| Credit Suisse (Hong Kong) Limited | 07-Jul-2016 | 3,774.24 AUD | | -816 Common Stock |
| Credit Suisse (Hong Kong) Limited | 07-Jul-2016 | 77,151.20 AUD | | -16,772 Common Stock |
| Credit Suisse (Hong Kong) Limited | 07-Jul-2016 | 12,073.10 AUD | | 2,600 Common Stock |
| Credit Suisse (Hong Kong) Limited | 07-Jul-2016 | 546.98 AUD | | 117 Common Stock |
| Credit Suisse (Hong Kong) Limited | 07-Jul-2016 | 10,029.18 AUD | | 2,163 Common Stock |
| Credit Suisse (Hong Kong) Limited | 08-Jul-2016 | 59,362.47 AUD | | -12,972 Common Stock |
| Credit Suisse (Hong Kong) Limited | 08-Jul-2016 | 21,865.70 AUD | | 4,743 Common Stock |

| | | | | |
|-----------------------------------|-------------|----------------|--|----------------------|
| Credit Suisse (Hong Kong) Limited | 08-Jul-2016 | 9,999.09 AUD | | 2,169 Common Stock |
| Credit Suisse (Hong Kong) Limited | 11-Jul-2016 | 15,297.44 AUD | | -3,298 Common Stock |
| Credit Suisse (Hong Kong) Limited | 11-Jul-2016 | 25,036.53 AUD | | -5,382 Common Stock |
| Credit Suisse (Hong Kong) Limited | 11-Jul-2016 | 6,861.47 AUD | | 1,481 Common Stock |
| Credit Suisse (Hong Kong) Limited | 11-Jul-2016 | 27,125.28 AUD | | 5,822 Common Stock |
| Credit Suisse (Hong Kong) Limited | 12-Jul-2016 | 16,896.83 AUD | | -3,662 Common Stock |
| Credit Suisse (Hong Kong) Limited | 12-Jul-2016 | 33,601.07 AUD | | -7,290 Common Stock |
| Credit Suisse (Hong Kong) Limited | 12-Jul-2016 | 10,000.80 AUD | | 2,160 Common Stock |
| Credit Suisse (Hong Kong) Limited | 12-Jul-2016 | 106,684.32 AUD | | 22,933 Common Stock |
| Credit Suisse (Hong Kong) Limited | 13-Jul-2016 | 2,328.87 AUD | | -506 Common Stock |
| Credit Suisse (Hong Kong) Limited | 13-Jul-2016 | 74,972.68 AUD | | -16,082 Common Stock |
| Credit Suisse (Hong Kong) Limited | 13-Jul-2016 | 34,230.38 AUD | | -7,344 Common Stock |
| Credit Suisse (Hong Kong) Limited | 13-Jul-2016 | 80,976.82 AUD | | 17,377 Common Stock |
| Credit Suisse (Hong Kong) Limited | 13-Jul-2016 | 26,033.85 AUD | | 5,579 Common Stock |
| Credit Suisse (Hong Kong) Limited | 14-Jul-2016 | 12,961.81 AUD | | -2,779 Common Stock |
| Credit Suisse (Hong Kong) Limited | 14-Jul-2016 | 9,986.91 AUD | | -2,141 Common Stock |
| Credit Suisse (Hong Kong) Limited | 14-Jul-2016 | 4,087.21 AUD | | -875 Common Stock |
| Credit Suisse (Hong Kong) Limited | 14-Jul-2016 | 176.33 AUD | | 37 Common Stock |
| Credit Suisse (Hong Kong) Limited | 14-Jul-2016 | 6,822.85 AUD | | 1,453 Common Stock |
| Credit Suisse (Hong Kong) Limited | 15-Jul-2016 | 10,069.27 AUD | | -2,160 Common Stock |
| Credit Suisse (Hong Kong) Limited | 15-Jul-2016 | 10,012.17 AUD | | 2,096 Common Stock |
| Credit Suisse (Hong Kong) Limited | 15-Jul-2016 | 38,569.80 AUD | | 8,134 Common Stock |
| Credit Suisse (Hong Kong) Limited | 15-Jul-2016 | 15,621.77 AUD | | 3,270 Common Stock |
| Credit Suisse (Hong Kong) Limited | 15-Jul-2016 | 7,467.31 AUD | | 1,566 Common Stock |
| Credit Suisse (Hong Kong) Limited | 18-Jul-2016 | 6,468.63 AUD | | -1,364 Common Stock |
| Credit Suisse (Hong Kong) Limited | 18-Jul-2016 | 578.12 AUD | | -123 Common Stock |
| Credit Suisse (Hong Kong) Limited | 18-Jul-2016 | 12,474.03 AUD | | -2,639 Common Stock |
| Credit Suisse (Hong Kong) Limited | 18-Jul-2016 | 9,997.92 AUD | | -2,096 Common Stock |
| Credit Suisse (Hong Kong) Limited | 18-Jul-2016 | 49,961.03 AUD | | -10,485 Common Stock |
| Credit Suisse (Hong Kong) Limited | 18-Jul-2016 | 42,889.14 AUD | | 8,992 Common Stock |
| Credit Suisse (Hong Kong) Limited | 18-Jul-2016 | 10,040.43 AUD | | 2,105 Common Stock |
| Credit Suisse (Hong Kong) Limited | 18-Jul-2016 | 9,915.08 AUD | | 2,083 Common Stock |
| Credit Suisse (Hong Kong) Limited | 19-Jul-2016 | 14,627.32 AUD | | -3,052 Common Stock |
| Credit Suisse (Hong Kong) Limited | 19-Jul-2016 | 9,998.75 AUD | | -2,105 Common Stock |

| | | | | |
|-----------------------------------|-------------|----------------|--|----------------------|
| Credit Suisse (Hong Kong) Limited | 19-Jul-2016 | 5,524.29 AUD | | 1,146 Common Stock |
| Credit Suisse (Hong Kong) Limited | 19-Jul-2016 | 2,555.93 AUD | | 530 Common Stock |
| Credit Suisse (Hong Kong) Limited | 19-Jul-2016 | 9,080.27 AUD | | 1,882 Common Stock |
| Credit Suisse (Hong Kong) Limited | 20-Jul-2016 | 24,273.05 AUD | | -5,092 Common Stock |
| Credit Suisse (Hong Kong) Limited | 20-Jul-2016 | 25,082.55 AUD | | -5,253 Common Stock |
| Credit Suisse (Hong Kong) Limited | 20-Jul-2016 | 19,539.17 AUD | | 4,019 Common Stock |
| Credit Suisse (Hong Kong) Limited | 20-Jul-2016 | 6,907.50 AUD | | 1,412 Common Stock |
| Credit Suisse (Hong Kong) Limited | 20-Jul-2016 | 20,081.37 AUD | | 4,141 Common Stock |
| Credit Suisse (Hong Kong) Limited | 21-Jul-2016 | 21,806.10 AUD | | -4,508 Common Stock |
| Credit Suisse (Hong Kong) Limited | 21-Jul-2016 | 69,126.74 AUD | | -14,301 Common Stock |
| Credit Suisse (Hong Kong) Limited | 21-Jul-2016 | 9,999.44 AUD | | -2,066 Common Stock |
| Credit Suisse (Hong Kong) Limited | 21-Jul-2016 | 26,581.60 AUD | | 5,381 Common Stock |
| Credit Suisse (Hong Kong) Limited | 21-Jul-2016 | 2,723.80 AUD | | 545 Common Stock |
| Credit Suisse (Hong Kong) Limited | 21-Jul-2016 | 14,841.72 AUD | | 2,985 Common Stock |
| Credit Suisse (Hong Kong) Limited | 22-Jul-2016 | 16,050.30 AUD | | -3,309 Common Stock |
| Credit Suisse (Hong Kong) Limited | 22-Jul-2016 | 27,401.37 AUD | | -5,614 Common Stock |
| Credit Suisse (Hong Kong) Limited | 22-Jul-2016 | 67,533.02 AUD | | -14,011 Common Stock |
| Credit Suisse (Hong Kong) Limited | 22-Jul-2016 | 27,817.66 AUD | | 5,678 Common Stock |
| Credit Suisse (Hong Kong) Limited | 22-Jul-2016 | 10,968.66 AUD | | 2,238 Common Stock |
| Credit Suisse (Hong Kong) Limited | 25-Jul-2016 | 5,336.05 AUD | | -1,068 Common Stock |
| Credit Suisse (Hong Kong) Limited | 25-Jul-2016 | 45,205.91 AUD | | -9,091 Common Stock |
| Credit Suisse (Hong Kong) Limited | 25-Jul-2016 | 840.14 AUD | | 167 Common Stock |
| Credit Suisse (Hong Kong) Limited | 25-Jul-2016 | 8,437.49 AUD | | 1,678 Common Stock |
| Credit Suisse (Hong Kong) Limited | 25-Jul-2016 | 18,048.29 AUD | | 3,583 Common Stock |
| Credit Suisse (Hong Kong) Limited | 26-Jul-2016 | 9,214.24 AUD | | -1,879 Common Stock |
| Credit Suisse (Hong Kong) Limited | 26-Jul-2016 | 37,742.27 AUD | | -7,674 Common Stock |
| Credit Suisse (Hong Kong) Limited | 26-Jul-2016 | 11,873.61 AUD | | -2,422 Common Stock |
| Credit Suisse (Hong Kong) Limited | 26-Jul-2016 | 25,222.33 AUD | | 5,035 Common Stock |
| Credit Suisse (Hong Kong) Limited | 26-Jul-2016 | 3,059.43 AUD | | 609 Common Stock |
| Credit Suisse (Hong Kong) Limited | 27-Jul-2016 | 22,179.55 AUD | | -4,407 Common Stock |
| Credit Suisse (Hong Kong) Limited | 27-Jul-2016 | 143,672.55 AUD | | -28,587 Common Stock |
| Credit Suisse (Hong Kong) Limited | 27-Jul-2016 | 15,552.76 AUD | | 3,092 Common Stock |
| Credit Suisse (Hong Kong) Limited | 27-Jul-2016 | 5,779.29 AUD | | 1,151 Common Stock |
| Credit Suisse (Hong Kong) Limited | 28-Jul-2016 | 8,491.19 AUD | | -1,696 Common Stock |

| | | | | |
|-----------------------------------|-------------|----------------|--|----------------------|
| Credit Suisse (Hong Kong) Limited | 28-Jul-2016 | 12,502.86 AUD | | -2,492 Common Stock |
| Credit Suisse (Hong Kong) Limited | 28-Jul-2016 | 10,049.75 AUD | | 1,984 Common Stock |
| Credit Suisse (Hong Kong) Limited | 28-Jul-2016 | 5,572.38 AUD | | 1,101 Common Stock |
| Credit Suisse (Hong Kong) Limited | 29-Jul-2016 | 9,999.36 AUD | | -1,984 Common Stock |
| Credit Suisse (Hong Kong) Limited | 29-Jul-2016 | 32,838.82 AUD | | -6,536 Common Stock |
| Credit Suisse (Hong Kong) Limited | 29-Jul-2016 | 627.94 AUD | | -125 Common Stock |
| Credit Suisse (Hong Kong) Limited | 29-Jul-2016 | 10,748.50 AUD | | 2,094 Common Stock |
| Credit Suisse (Hong Kong) Limited | 29-Jul-2016 | 21,279.43 AUD | | 4,126 Common Stock |
| Credit Suisse (Hong Kong) Limited | 29-Jul-2016 | 19,960.83 AUD | | 3,891 Common Stock |
| Credit Suisse (Hong Kong) Limited | 01-Aug-2016 | 208,116.90 AUD | | 41,399 Common Stock |
| Credit Suisse (Hong Kong) Limited | 02-Aug-2016 | 55,731.03 AUD | | -10,996 Common Stock |
| Credit Suisse (Hong Kong) Limited | 02-Aug-2016 | 58,119.64 AUD | | -11,470 Common Stock |
| Credit Suisse (Hong Kong) Limited | 02-Aug-2016 | 30,096.55 AUD | | 6,035 Common Stock |
| Credit Suisse (Hong Kong) Limited | 03-Aug-2016 | 19,562.78 AUD | | -3,891 Common Stock |
| Credit Suisse (Hong Kong) Limited | 03-Aug-2016 | 47,059.27 AUD | | -9,360 Common Stock |
| Credit Suisse (Hong Kong) Limited | 03-Aug-2016 | 1,127.17 AUD | | -220 Common Stock |
| Credit Suisse (Hong Kong) Limited | 03-Aug-2016 | 13,940.64 AUD | | -2,766 Common Stock |
| Credit Suisse (Hong Kong) Limited | 03-Aug-2016 | 1,979.37 AUD | | -384 Common Stock |
| Credit Suisse (Hong Kong) Limited | 03-Aug-2016 | 5,582.13 AUD | | 1,119 Common Stock |
| Credit Suisse (Hong Kong) Limited | 03-Aug-2016 | 27,769.50 AUD | | 5,610 Common Stock |
| Credit Suisse (Hong Kong) Limited | 03-Aug-2016 | 11,146.41 AUD | | 2,239 Common Stock |
| Credit Suisse (Hong Kong) Limited | 04-Aug-2016 | 66,118.90 AUD | | -13,254 Common Stock |
| Credit Suisse (Hong Kong) Limited | 04-Aug-2016 | 6,402.78 AUD | | -1,278 Common Stock |
| Credit Suisse (Hong Kong) Limited | 04-Aug-2016 | 6,727.92 AUD | | 1,360 Common Stock |
| Credit Suisse (Hong Kong) Limited | 04-Aug-2016 | 3,288.48 AUD | | 663 Common Stock |
| Credit Suisse (Hong Kong) Limited | 05-Aug-2016 | 14,102.55 AUD | | -2,849 Common Stock |
| Credit Suisse (Hong Kong) Limited | 05-Aug-2016 | 570.98 AUD | | -115 Common Stock |
| Credit Suisse (Hong Kong) Limited | 05-Aug-2016 | 106,390.55 AUD | | -21,337 Common Stock |
| Credit Suisse (Hong Kong) Limited | 05-Aug-2016 | 9,999.84 AUD | | 1,992 Common Stock |
| Credit Suisse (Hong Kong) Limited | 05-Aug-2016 | 150.00 AUD | | 30 Common Stock |
| Credit Suisse (Hong Kong) Limited | 08-Aug-2016 | 2,659.32 AUD | | -534 Common Stock |
| Credit Suisse (Hong Kong) Limited | 08-Aug-2016 | 157,486.16 AUD | | -31,741 Common Stock |
| Credit Suisse (Hong Kong) Limited | 08-Aug-2016 | 641.55 AUD | | -130 Common Stock |
| Credit Suisse (Hong Kong) Limited | 08-Aug-2016 | 101,476.06 AUD | | 19,877 Common Stock |

| | | | | |
|-----------------------------------|-------------|----------------|--|----------------------|
| Credit Suisse (Hong Kong) Limited | 09-Aug-2016 | 8,810.10 AUD | | -1,755 Common Stock |
| Credit Suisse (Hong Kong) Limited | 09-Aug-2016 | 47,467.40 AUD | | -9,447 Common Stock |
| Credit Suisse (Hong Kong) Limited | 09-Aug-2016 | 69,979.39 AUD | | -13,916 Common Stock |
| Credit Suisse (Hong Kong) Limited | 09-Aug-2016 | 3,184.72 AUD | | 616 Common Stock |
| Credit Suisse (Hong Kong) Limited | 09-Aug-2016 | 69,573.33 AUD | | 13,490 Common Stock |
| Credit Suisse (Hong Kong) Limited | 09-Aug-2016 | 50,000.75 AUD | | 9,679 Common Stock |
| Credit Suisse (Hong Kong) Limited | 10-Aug-2016 | 6,842.45 AUD | | -1,343 Common Stock |
| Credit Suisse (Hong Kong) Limited | 10-Aug-2016 | 132,583.69 AUD | | -26,007 Common Stock |
| Credit Suisse (Hong Kong) Limited | 10-Aug-2016 | 46,756.80 AUD | | 9,094 Common Stock |
| Credit Suisse (Hong Kong) Limited | 10-Aug-2016 | 14,672.04 AUD | | 2,829 Common Stock |
| Credit Suisse (Hong Kong) Limited | 11-Aug-2016 | 24,392.06 AUD | | -4,718 Common Stock |
| Credit Suisse (Hong Kong) Limited | 11-Aug-2016 | 10,002.52 AUD | | 1,969 Common Stock |
| Credit Suisse (Hong Kong) Limited | 11-Aug-2016 | 15,846.81 AUD | | 3,106 Common Stock |
| Credit Suisse (Hong Kong) Limited | 11-Aug-2016 | 92,282.19 AUD | | 18,102 Common Stock |
| Credit Suisse (Hong Kong) Limited | 11-Aug-2016 | 5,413.12 AUD | | 1,062 Common Stock |
| Credit Suisse (Hong Kong) Limited | 11-Aug-2016 | 62,154.69 AUD | | 12,197 Common Stock |
| Credit Suisse (Hong Kong) Limited | 11-Aug-2016 | 5,843.32 AUD | | 1,148 Common Stock |
| Credit Suisse (Hong Kong) Limited | 12-Aug-2016 | 46,897.18 AUD | | -9,046 Common Stock |
| Credit Suisse (Hong Kong) Limited | 12-Aug-2016 | 13,931.33 AUD | | 2,737 Common Stock |
| Credit Suisse (Hong Kong) Limited | 12-Aug-2016 | 5,761.95 AUD | | 1,119 Common Stock |
| Credit Suisse (Hong Kong) Limited | 12-Aug-2016 | 54,229.03 AUD | | 10,534 Common Stock |
| Credit Suisse (Hong Kong) Limited | 12-Aug-2016 | 10,001.30 AUD | | 1,942 Common Stock |
| Credit Suisse (Hong Kong) Limited | 12-Aug-2016 | 1,888.56 AUD | | 366 Common Stock |
| Credit Suisse (Hong Kong) Limited | 15-Aug-2016 | 20,055.68 AUD | | -3,943 Common Stock |
| Credit Suisse (Hong Kong) Limited | 15-Aug-2016 | 34,778.62 AUD | | 6,676 Common Stock |
| Credit Suisse (Hong Kong) Limited | 15-Aug-2016 | 10,594.75 AUD | | 2,038 Common Stock |
| Credit Suisse (Hong Kong) Limited | 15-Aug-2016 | 2,766.51 AUD | | 531 Common Stock |
| Credit Suisse (Hong Kong) Limited | 16-Aug-2016 | 62,424.05 AUD | | -12,124 Common Stock |
| Credit Suisse (Hong Kong) Limited | 16-Aug-2016 | 16,517.90 AUD | | -3,204 Common Stock |
| Credit Suisse (Hong Kong) Limited | 16-Aug-2016 | 10,135.03 AUD | | -1,969 Common Stock |
| Credit Suisse (Hong Kong) Limited | 16-Aug-2016 | 7,728.41 AUD | | 1,475 Common Stock |
| Credit Suisse (Hong Kong) Limited | 16-Aug-2016 | 1,276.45 AUD | | 245 Common Stock |
| Credit Suisse (Hong Kong) Limited | 16-Aug-2016 | 46,439.81 AUD | | 8,910 Common Stock |
| Credit Suisse (Hong Kong) Limited | 16-Aug-2016 | 29,826.29 AUD | | 5,689 Common Stock |

| | | | | |
|-----------------------------------|-------------|----------------|--|----------------------|
| Credit Suisse (Hong Kong) Limited | 17-Aug-2016 | 5,619.58 AUD | | -1,083 Common Stock |
| Credit Suisse (Hong Kong) Limited | 17-Aug-2016 | 258.00 AUD | | -50 Common Stock |
| Credit Suisse (Hong Kong) Limited | 17-Aug-2016 | 5,857.81 AUD | | -1,130 Common Stock |
| Credit Suisse (Hong Kong) Limited | 17-Aug-2016 | 82,190.76 AUD | | -15,778 Common Stock |
| Credit Suisse (Hong Kong) Limited | 17-Aug-2016 | 1,716.00 AUD | | 325 Common Stock |
| Credit Suisse (Hong Kong) Limited | 17-Aug-2016 | 153,540.30 AUD | | 29,248 Common Stock |
| Credit Suisse (Hong Kong) Limited | 17-Aug-2016 | 26,610.32 AUD | | 5,054 Common Stock |
| Credit Suisse (Hong Kong) Limited | 17-Aug-2016 | 52,525.23 AUD | | 9,971 Common Stock |
| Credit Suisse (Hong Kong) Limited | 18-Aug-2016 | 59,741.74 AUD | | -11,417 Common Stock |
| Credit Suisse (Hong Kong) Limited | 18-Aug-2016 | 18,881.04 AUD | | -3,624 Common Stock |
| Credit Suisse (Hong Kong) Limited | 18-Aug-2016 | 36,677.28 AUD | | 7,108 Common Stock |
| Credit Suisse (Hong Kong) Limited | 18-Aug-2016 | 6,514.75 AUD | | 1,265 Common Stock |
| Credit Suisse (Hong Kong) Limited | 18-Aug-2016 | 48,377.31 AUD | | 9,296 Common Stock |
| Credit Suisse (Hong Kong) Limited | 18-Aug-2016 | 2,843.77 AUD | | 549 Common Stock |
| Credit Suisse (Hong Kong) Limited | 19-Aug-2016 | 18,973.91 AUD | | -3,593 Common Stock |
| Credit Suisse (Hong Kong) Limited | 19-Aug-2016 | 9,998.10 AUD | | -1,890 Common Stock |
| Credit Suisse (Hong Kong) Limited | 19-Aug-2016 | 5,032.89 AUD | | 971 Common Stock |
| Credit Suisse (Hong Kong) Limited | 19-Aug-2016 | 31,744.32 AUD | | 6,152 Common Stock |
| Credit Suisse (Hong Kong) Limited | 19-Aug-2016 | 16,068.98 AUD | | 3,102 Common Stock |
| Credit Suisse (Hong Kong) Limited | 22-Aug-2016 | 5,010.36 AUD | | -971 Common Stock |
| Credit Suisse (Hong Kong) Limited | 22-Aug-2016 | 8,003.31 AUD | | -1,537 Common Stock |
| Credit Suisse (Hong Kong) Limited | 22-Aug-2016 | 29,339.55 AUD | | -5,647 Common Stock |
| Credit Suisse (Hong Kong) Limited | 22-Aug-2016 | 593.40 AUD | | -115 Common Stock |
| Credit Suisse (Hong Kong) Limited | 22-Aug-2016 | 19,309.43 AUD | | 3,908 Common Stock |
| Credit Suisse (Hong Kong) Limited | 22-Aug-2016 | 11,159.61 AUD | | 2,272 Common Stock |
| Credit Suisse (Hong Kong) Limited | 22-Aug-2016 | 77,646.96 AUD | | 15,763 Common Stock |
| Credit Suisse (Hong Kong) Limited | 23-Aug-2016 | 13,747.03 AUD | | -2,659 Common Stock |
| Credit Suisse (Hong Kong) Limited | 23-Aug-2016 | 8,982.20 AUD | | -1,737 Common Stock |
| Credit Suisse (Hong Kong) Limited | 23-Aug-2016 | 2,475.56 AUD | | -478 Common Stock |
| Credit Suisse (Hong Kong) Limited | 23-Aug-2016 | 1,217.30 AUD | | -235 Common Stock |
| Credit Suisse (Hong Kong) Limited | 23-Aug-2016 | 4,355.22 AUD | | 915 Common Stock |
| Credit Suisse (Hong Kong) Limited | 23-Aug-2016 | 171,312.55 AUD | | 36,015 Common Stock |
| Credit Suisse (Hong Kong) Limited | 23-Aug-2016 | 24,890.00 AUD | | 5,240 Common Stock |
| Credit Suisse (Hong Kong) Limited | 24-Aug-2016 | 3,330.74 AUD | | -678 Common Stock |

| | | | | |
|-----------------------------------|-------------|----------------|--|----------------------|
| Credit Suisse (Hong Kong) Limited | 24-Aug-2016 | 7,153.87 AUD | | -1,457 Common Stock |
| Credit Suisse (Hong Kong) Limited | 24-Aug-2016 | 24,475.63 AUD | | -4,935 Common Stock |
| Credit Suisse (Hong Kong) Limited | 24-Aug-2016 | 2,926.36 AUD | | -596 Common Stock |
| Credit Suisse (Hong Kong) Limited | 24-Aug-2016 | 236,139.48 AUD | | -48,074 Common Stock |
| Credit Suisse (Hong Kong) Limited | 24-Aug-2016 | 8,018.99 AUD | | 1,683 Common Stock |
| Credit Suisse (Hong Kong) Limited | 24-Aug-2016 | 10,155.33 AUD | | 2,129 Common Stock |
| Credit Suisse (Hong Kong) Limited | 24-Aug-2016 | 10,033.27 AUD | | 2,105 Common Stock |
| Credit Suisse (Hong Kong) Limited | 25-Aug-2016 | 10,431.88 AUD | | -2,196 Common Stock |
| Credit Suisse (Hong Kong) Limited | 25-Aug-2016 | 5,305.75 AUD | | -1,117 Common Stock |
| Credit Suisse (Hong Kong) Limited | 25-Aug-2016 | 95,243.81 AUD | | -20,005 Common Stock |
| Credit Suisse (Hong Kong) Limited | 25-Aug-2016 | 60,236.82 AUD | | 12,628 Common Stock |
| Credit Suisse (Hong Kong) Limited | 25-Aug-2016 | 19,876.59 AUD | | 4,167 Common Stock |
| Credit Suisse (Hong Kong) Limited | 25-Aug-2016 | 6,561.61 AUD | | 1,371 Common Stock |
| Credit Suisse (Hong Kong) Limited | 25-Aug-2016 | 4,605.55 AUD | | 963 Common Stock |
| Credit Suisse (Hong Kong) Limited | 26-Aug-2016 | 2,908.60 AUD | | -611 Common Stock |
| Credit Suisse (Hong Kong) Limited | 26-Aug-2016 | 21,448.56 AUD | | -4,506 Common Stock |
| Credit Suisse (Hong Kong) Limited | 26-Aug-2016 | 32,041.29 AUD | | -6,715 Common Stock |
| Credit Suisse (Hong Kong) Limited | 26-Aug-2016 | 4,777.74 AUD | | -1,002 Common Stock |
| Credit Suisse (Hong Kong) Limited | 29-Aug-2016 | 2,224.19 AUD | | -465 Common Stock |
| Credit Suisse (Hong Kong) Limited | 29-Aug-2016 | 29,515.96 AUD | | -6,182 Common Stock |
| Credit Suisse (Hong Kong) Limited | 29-Aug-2016 | 20,887.34 AUD | | 5,129 Common Stock |
| Credit Suisse (Hong Kong) Limited | 29-Aug-2016 | 2,158.05 AUD | | 507 Common Stock |
| Credit Suisse (Hong Kong) Limited | 29-Aug-2016 | 3,353.56 AUD | | 823 Common Stock |
| Credit Suisse (Hong Kong) Limited | 29-Aug-2016 | 49,485.56 AUD | | 12,067 Common Stock |
| Credit Suisse (Hong Kong) Limited | 30-Aug-2016 | 156,162.73 AUD | | -31,941 Common Stock |
| Credit Suisse (Hong Kong) Limited | 30-Aug-2016 | 36,717.54 AUD | | -7,515 Common Stock |
| Credit Suisse (Hong Kong) Limited | 30-Aug-2016 | 25,186.47 AUD | | -5,129 Common Stock |
| Credit Suisse (Hong Kong) Limited | 30-Aug-2016 | 18,563.16 AUD | | -3,773 Common Stock |
| Credit Suisse (Hong Kong) Limited | 30-Aug-2016 | 10,454.50 AUD | | 2,987 Common Stock |
| Credit Suisse (Hong Kong) Limited | 30-Aug-2016 | 212,602.53 AUD | | 60,064 Common Stock |
| Credit Suisse (Hong Kong) Limited | 30-Aug-2016 | 172,205.60 AUD | | 47,750 Common Stock |
| Credit Suisse (Hong Kong) Limited | 30-Aug-2016 | 27,217.08 AUD | | 7,821 Common Stock |
| Credit Suisse (Hong Kong) Limited | 30-Aug-2016 | 154,711.67 AUD | | 42,705 Common Stock |
| Credit Suisse (Hong Kong) Limited | 31-Aug-2016 | 10,994.56 AUD | | -2,668 Common Stock |

| | | | | |
|-----------------------------------|-------------|----------------|--|-----------------------|
| Credit Suisse (Hong Kong) Limited | 31-Aug-2016 | 45,171.18 AUD | | -10,871 Common Stock |
| Credit Suisse (Hong Kong) Limited | 31-Aug-2016 | 10,873.84 AUD | | 3,161 Common Stock |
| Credit Suisse (Hong Kong) Limited | 31-Aug-2016 | 363,115.60 AUD | | 102,819 Common Stock |
| Credit Suisse (Hong Kong) Limited | 31-Aug-2016 | 19,770.02 AUD | | 5,761 Common Stock |
| Credit Suisse (Hong Kong) Limited | 01-Sep-2016 | 1,926.71 AUD | | -498 Common Stock |
| Credit Suisse (Hong Kong) Limited | 01-Sep-2016 | 884,942.10 AUD | | -232,855 Common Stock |
| Credit Suisse (Hong Kong) Limited | 01-Sep-2016 | 385,721.47 AUD | | 114,471 Common Stock |
| Credit Suisse (Hong Kong) Limited | 01-Sep-2016 | 6,238.21 AUD | | 1,867 Common Stock |
| Credit Suisse (Hong Kong) Limited | 02-Sep-2016 | 10,238.54 AUD | | -2,987 Common Stock |
| Credit Suisse (Hong Kong) Limited | 02-Sep-2016 | 843,616.94 AUD | | -248,371 Common Stock |
| Credit Suisse (Hong Kong) Limited | 02-Sep-2016 | 30,627.03 AUD | | -8,925 Common Stock |
| Credit Suisse (Hong Kong) Limited | 02-Sep-2016 | 43,749.57 AUD | | -12,729 Common Stock |
| Credit Suisse (Hong Kong) Limited | 02-Sep-2016 | 87,439.03 AUD | | 27,552 Common Stock |
| Credit Suisse (Hong Kong) Limited | 02-Sep-2016 | 106,539.45 AUD | | 33,542 Common Stock |
| Credit Suisse (Hong Kong) Limited | 02-Sep-2016 | 12,086.52 AUD | | 3,799 Common Stock |
| Credit Suisse (Hong Kong) Limited | 02-Sep-2016 | 364,238.62 AUD | | 114,645 Common Stock |
| Credit Suisse (Hong Kong) Limited | 02-Sep-2016 | 6,822.90 AUD | | 2,166 Common Stock |
| Credit Suisse (Hong Kong) Limited | 05-Sep-2016 | 24,223.17 AUD | | -7,214 Common Stock |
| Credit Suisse (Hong Kong) Limited | 05-Sep-2016 | 663.30 AUD | | -198 Common Stock |
| Credit Suisse (Hong Kong) Limited | 05-Sep-2016 | 5,175.47 AUD | | -1,516 Common Stock |
| Credit Suisse (Hong Kong) Limited | 05-Sep-2016 | 72,709.68 AUD | | 27,681 Common Stock |
| Credit Suisse (Hong Kong) Limited | 05-Sep-2016 | 17,685.55 AUD | | 6,694 Common Stock |
| Credit Suisse (Hong Kong) Limited | 05-Sep-2016 | 6,411.75 AUD | | 2,509 Common Stock |
| Credit Suisse (Hong Kong) Limited | 05-Sep-2016 | 222,501.94 AUD | | 80,204 Common Stock |
| Credit Suisse (Hong Kong) Limited | 06-Sep-2016 | 354,605.84 AUD | | -112,824 Common Stock |
| Credit Suisse (Hong Kong) Limited | 06-Sep-2016 | 263,507.62 AUD | | 89,531 Common Stock |
| Credit Suisse (Hong Kong) Limited | 06-Sep-2016 | 34,340.48 AUD | | 11,811 Common Stock |
| Credit Suisse (Hong Kong) Limited | 06-Sep-2016 | 5,226.94 AUD | | 1,784 Common Stock |
| Credit Suisse (Hong Kong) Limited | 06-Sep-2016 | 2,515.42 AUD | | 847 Common Stock |
| Credit Suisse (Hong Kong) Limited | 07-Sep-2016 | 338,243.50 AUD | | -131,321 Common Stock |
| Credit Suisse (Hong Kong) Limited | 07-Sep-2016 | 8,836.11 AUD | | -3,414 Common Stock |
| Credit Suisse (Hong Kong) Limited | 07-Sep-2016 | 5,560.00 AUD | | -2,000 Common Stock |
| Credit Suisse (Hong Kong) Limited | 07-Sep-2016 | 421.82 AUD | | 131 Common Stock |
| Credit Suisse (Hong Kong) Limited | 07-Sep-2016 | 95,833.90 AUD | | 29,692 Common Stock |

| | | | | |
|-----------------------------------|-------------|----------------|--|-----------------------|
| Credit Suisse (Hong Kong) Limited | 07-Sep-2016 | 76,922.27 AUD | | 23,590 Common Stock |
| Credit Suisse (Hong Kong) Limited | 08-Sep-2016 | 323,956.75 AUD | | -113,232 Common Stock |
| Credit Suisse (Hong Kong) Limited | 08-Sep-2016 | 41,264.34 AUD | | -14,046 Common Stock |
| Credit Suisse (Hong Kong) Limited | 08-Sep-2016 | 8,605.08 AUD | | 2,729 Common Stock |
| Credit Suisse (Hong Kong) Limited | 08-Sep-2016 | 9,438.00 AUD | | 2,998 Common Stock |
| Credit Suisse (Hong Kong) Limited | 08-Sep-2016 | 239,809.69 AUD | | 75,676 Common Stock |
| Credit Suisse (Hong Kong) Limited | 09-Sep-2016 | 9,653.56 AUD | | -2,998 Common Stock |
| Credit Suisse (Hong Kong) Limited | 09-Sep-2016 | 50,789.75 AUD | | -15,760 Common Stock |
| Credit Suisse (Hong Kong) Limited | 09-Sep-2016 | 33,101.60 AUD | | -10,280 Common Stock |
| Credit Suisse (Hong Kong) Limited | 09-Sep-2016 | 2,804.62 AUD | | -871 Common Stock |
| Credit Suisse (Hong Kong) Limited | 09-Sep-2016 | 396,511.00 AUD | | -124,548 Common Stock |
| Credit Suisse (Hong Kong) Limited | 09-Sep-2016 | 285,302.22 AUD | | 88,661 Common Stock |
| Credit Suisse (Hong Kong) Limited | 09-Sep-2016 | 53,474.31 AUD | | 16,625 Common Stock |
| Credit Suisse (Hong Kong) Limited | 09-Sep-2016 | 7,686.26 AUD | | 2,388 Common Stock |
| Credit Suisse (Hong Kong) Limited | 12-Sep-2016 | 7,697.04 AUD | | -2,467 Common Stock |
| Credit Suisse (Hong Kong) Limited | 12-Sep-2016 | 13,343.28 AUD | | -4,196 Common Stock |
| Credit Suisse (Hong Kong) Limited | 12-Sep-2016 | 75,635.52 AUD | | 23,955 Common Stock |
| Credit Suisse (Hong Kong) Limited | 12-Sep-2016 | 26,827.29 AUD | | 8,461 Common Stock |
| Credit Suisse (Hong Kong) Limited | 12-Sep-2016 | 12,236.52 AUD | | 3,864 Common Stock |
| Credit Suisse (Hong Kong) Limited | 13-Sep-2016 | 36,510.54 AUD | | -11,374 Common Stock |
| Credit Suisse (Hong Kong) Limited | 13-Sep-2016 | 13,273.35 AUD | | -4,135 Common Stock |
| Credit Suisse (Hong Kong) Limited | 13-Sep-2016 | 11,106.58 AUD | | 3,472 Common Stock |
| Credit Suisse (Hong Kong) Limited | 13-Sep-2016 | 185,742.11 AUD | | 58,068 Common Stock |
| Credit Suisse (Hong Kong) Limited | 14-Sep-2016 | 69,630.24 AUD | | -21,973 Common Stock |
| Credit Suisse (Hong Kong) Limited | 14-Sep-2016 | 27,847.26 AUD | | -8,757 Common Stock |
| Credit Suisse (Hong Kong) Limited | 14-Sep-2016 | 27,523.47 AUD | | 8,933 Common Stock |
| Credit Suisse (Hong Kong) Limited | 14-Sep-2016 | 10,910.56 AUD | | 3,589 Common Stock |
| Credit Suisse (Hong Kong) Limited | 14-Sep-2016 | 220,008.55 AUD | | 70,822 Common Stock |
| Credit Suisse (Hong Kong) Limited | 15-Sep-2016 | 119,740.81 AUD | | 39,085 Common Stock |
| Credit Suisse (Hong Kong) Limited | 15-Sep-2016 | 19,227.51 AUD | | 6,271 Common Stock |
| Credit Suisse (Hong Kong) Limited | 16-Sep-2016 | 49,184.30 AUD | | -16,126 Common Stock |
| Credit Suisse (Hong Kong) Limited | 16-Sep-2016 | 79,002.39 AUD | | 24,583 Common Stock |
| Credit Suisse (Hong Kong) Limited | 16-Sep-2016 | 41,619.91 AUD | | 12,975 Common Stock |
| Credit Suisse (Hong Kong) Limited | 16-Sep-2016 | 17,750.11 AUD | | 5,520 Common Stock |

| | | | | |
|-----------------------------------|-------------|----------------|--|----------------------|
| Credit Suisse (Hong Kong) Limited | 16-Sep-2016 | 15,295.98 AUD | | 4,745 Common Stock |
| Credit Suisse (Hong Kong) Limited | 19-Sep-2016 | 8,082.52 AUD | | -2,641 Common Stock |
| Credit Suisse (Hong Kong) Limited | 19-Sep-2016 | 43,365.06 AUD | | -14,034 Common Stock |
| Credit Suisse (Hong Kong) Limited | 19-Sep-2016 | 24,474.86 AUD | | 7,579 Common Stock |
| Credit Suisse (Hong Kong) Limited | 19-Sep-2016 | 3,319.36 AUD | | 1,012 Common Stock |
| Credit Suisse (Hong Kong) Limited | 20-Sep-2016 | 3,948.92 AUD | | 1,230 Common Stock |
| Credit Suisse (Hong Kong) Limited | 20-Sep-2016 | 4,544.41 AUD | | 1,415 Common Stock |
| Credit Suisse (Hong Kong) Limited | 20-Sep-2016 | 96,870.65 AUD | | 30,190 Common Stock |
| Credit Suisse (Hong Kong) Limited | 21-Sep-2016 | 43,563.06 AUD | | 13,472 Common Stock |
| Credit Suisse (Hong Kong) Limited | 21-Sep-2016 | 7,615.40 AUD | | 2,358 Common Stock |
| Credit Suisse (Hong Kong) Limited | 21-Sep-2016 | 68,600.62 AUD | | 21,211 Common Stock |
| Credit Suisse (Hong Kong) Limited | 22-Sep-2016 | 29,975.18 AUD | | 9,090 Common Stock |
| Credit Suisse (Hong Kong) Limited | 22-Sep-2016 | 155,253.56 AUD | | 46,991 Common Stock |
| Credit Suisse (Hong Kong) Limited | 23-Sep-2016 | 29,283.12 AUD | | -9,038 Common Stock |
| Credit Suisse (Hong Kong) Limited | 23-Sep-2016 | 63,457.63 AUD | | 18,202 Common Stock |
| Credit Suisse (Hong Kong) Limited | 26-Sep-2016 | 86,585.46 AUD | | -25,617 Common Stock |
| Credit Suisse (Hong Kong) Limited | 26-Sep-2016 | 89,509.66 AUD | | 25,685 Common Stock |
| Credit Suisse (Hong Kong) Limited | 26-Sep-2016 | 48,573.90 AUD | | 13,928 Common Stock |
| Credit Suisse (Hong Kong) Limited | 27-Sep-2016 | 27,148.52 AUD | | -7,791 Common Stock |
| Credit Suisse (Hong Kong) Limited | 27-Sep-2016 | 25,383.50 AUD | | -7,273 Common Stock |
| Credit Suisse (Hong Kong) Limited | 27-Sep-2016 | 47,981.70 AUD | | -13,670 Common Stock |
| Credit Suisse (Hong Kong) Limited | 27-Sep-2016 | 12,498.94 AUD | | 3,602 Common Stock |
| Credit Suisse (Hong Kong) Limited | 27-Sep-2016 | 9,538.64 AUD | | 2,738 Common Stock |
| Credit Suisse (Hong Kong) Limited | 27-Sep-2016 | 86,517.41 AUD | | 24,910 Common Stock |
| Credit Suisse (Hong Kong) Limited | 28-Sep-2016 | 3,776.66 AUD | | -1,084 Common Stock |
| Credit Suisse (Hong Kong) Limited | 28-Sep-2016 | 61,745.36 AUD | | 17,862 Common Stock |
| Credit Suisse (Hong Kong) Limited | 28-Sep-2016 | 320.00 AUD | | 92 Common Stock |
| Credit Suisse (Hong Kong) Limited | 28-Sep-2016 | 15,029.90 AUD | | 4,381 Common Stock |
| Credit Suisse (Hong Kong) Limited | 29-Sep-2016 | 41,068.80 AUD | | -11,817 Common Stock |
| Credit Suisse (Hong Kong) Limited | 29-Sep-2016 | 65,442.69 AUD | | -18,865 Common Stock |
| Credit Suisse (Hong Kong) Limited | 29-Sep-2016 | 5,233.46 AUD | | 1,518 Common Stock |
| Credit Suisse (Hong Kong) Limited | 29-Sep-2016 | 17,495.96 AUD | | 5,071 Common Stock |
| Credit Suisse (Hong Kong) Limited | 30-Sep-2016 | 75,039.80 AUD | | -21,606 Common Stock |
| Credit Suisse (Hong Kong) Limited | 30-Sep-2016 | 320.90 AUD | | -92 Common Stock |

| | | | | |
|-----------------------------------|-------------|----------------|--|----------------------|
| Credit Suisse (Hong Kong) Limited | 30-Sep-2016 | 39,999.36 AUD | | 12,048 Common Stock |
| Credit Suisse (Hong Kong) Limited | 30-Sep-2016 | 13,236.84 AUD | | 3,984 Common Stock |
| Credit Suisse (Hong Kong) Limited | 04-Oct-2016 | 63,943.94 AUD | | -18,570 Common Stock |
| Credit Suisse (Hong Kong) Limited | 04-Oct-2016 | 24,717.86 AUD | | -7,141 Common Stock |
| Credit Suisse (Hong Kong) Limited | 04-Oct-2016 | 3,290.00 AUD | | 1,000 Common Stock |
| Credit Suisse (Hong Kong) Limited | 05-Oct-2016 | 6,539.48 AUD | | -1,955 Common Stock |
| Credit Suisse (Hong Kong) Limited | 05-Oct-2016 | 12,110.74 AUD | | -3,642 Common Stock |
| Credit Suisse (Hong Kong) Limited | 05-Oct-2016 | 6,202.01 AUD | | -1,857 Common Stock |
| Credit Suisse (Hong Kong) Limited | 05-Oct-2016 | 20,050.82 AUD | | -5,988 Common Stock |
| Credit Suisse (Hong Kong) Limited | 05-Oct-2016 | 19,840.19 AUD | | -5,940 Common Stock |
| Credit Suisse (Hong Kong) Limited | 05-Oct-2016 | 98,239.44 AUD | | -29,355 Common Stock |
| Credit Suisse (Hong Kong) Limited | 06-Oct-2016 | 19,994.97 AUD | | -6,060 Common Stock |
| Credit Suisse (Hong Kong) Limited | 06-Oct-2016 | 89,301.22 AUD | | -27,070 Common Stock |
| Credit Suisse (Hong Kong) Limited | 06-Oct-2016 | 10,470.12 AUD | | -3,177 Common Stock |
| Credit Suisse (Hong Kong) Limited | 06-Oct-2016 | 3,283.50 AUD | | -995 Common Stock |
| Credit Suisse (Hong Kong) Limited | 06-Oct-2016 | 5,496.83 AUD | | 1,771 Common Stock |
| Credit Suisse (Hong Kong) Limited | 07-Oct-2016 | 51,240.00 AUD | | 17,080 Common Stock |
| Credit Suisse (Hong Kong) Limited | 07-Oct-2016 | 44,685.00 AUD | | 14,895 Common Stock |
| Credit Suisse International | 09-Jun-2016 | 2,231.00 AUD | | 460 Common Stock |
| Credit Suisse International | 14-Jun-2016 | 1,601.40 AUD | | 340 Common Stock |
| Credit Suisse International | 14-Jun-2016 | 17,963.40 AUD | | 3,822 Common Stock |
| Credit Suisse International | 15-Jun-2016 | 383.76 AUD | | -78 Common Stock |
| Credit Suisse International | 17-Jun-2016 | 299,481.97 AUD | | -65,204 Common Stock |
| Credit Suisse International | 20-Jun-2016 | 97,348.36 AUD | | -20,892 Common Stock |
| Credit Suisse International | 23-Jun-2016 | 61,694.33 AUD | | -14,850 Common Stock |
| Credit Suisse International | 06-Jul-2016 | 68,700.00 AUD | | 15,000 Common Stock |
| Credit Suisse International | 07-Jul-2016 | 68,549.25 AUD | | -16,500 Common Stock |
| Credit Suisse International | 13-Jul-2016 | 9,280.00 AUD | | 2,000 Common Stock |
| Credit Suisse International | 13-Jul-2016 | 79,843.38 AUD | | -17,058 Common Stock |
| Credit Suisse International | 15-Jul-2016 | 31,222.00 AUD | | -6,700 Common Stock |
| Credit Suisse International | 20-Jul-2016 | 114,240.00 AUD | | -24,000 Common Stock |
| Credit Suisse International | 21-Jul-2016 | 68,549.25 AUD | | -16,500 Common Stock |
| Credit Suisse International | 27-Jul-2016 | 72,525.60 AUD | | -14,390 Common Stock |
| Credit Suisse International | 02-Aug-2016 | 32,906.85 AUD | | -6,465 Common Stock |
| Credit Suisse International | 04-Aug-2016 | 68,549.25 AUD | | -16,500 Common Stock |
| Credit Suisse International | 09-Aug-2016 | 140,621.60 AUD | | -28,000 Common Stock |
| Credit Suisse International | 17-Aug-2016 | 7,392.00 AUD | | 1,400 Common Stock |
| Credit Suisse International | 17-Aug-2016 | 291,998.87 AUD | | -56,005 Common Stock |

| | | | | |
|--------------------------------------------|-------------|-------------------------------|---------------------------|-----------------------|
| Credit Suisse International | 18-Aug-2016 | 68,549.25 AUD | | -16,500 Common Stock |
| Credit Suisse International | 18-Aug-2016 | 538,216.20 AUD | | -103,000 Common Stock |
| Credit Suisse International | 29-Aug-2016 | 2,332,335.03 AUD | | 573,478 Common Stock |
| Credit Suisse International | 30-Aug-2016 | 719,420.00 AUD | | 200,000 Common Stock |
| Credit Suisse International | 31-Aug-2016 | 685,699.61 AUD | | 200,767 Common Stock |
| Credit Suisse International | 01-Sep-2016 | 272,395.80 AUD | | 82,000 Common Stock |
| Credit Suisse International | 02-Sep-2016 | 763,886.47 AUD | | 242,650 Common Stock |
| Credit Suisse International | 05-Sep-2016 | 273,090.00 AUD | | 100,000 Common Stock |
| Credit Suisse International | 08-Sep-2016 | 146,500.00 AUD | | -50,000 Common Stock |
| Credit Suisse International | 09-Sep-2016 | 402,062.45 AUD | | -125,105 Common Stock |
| Credit Suisse International | 13-Sep-2016 | 843.64 AUD | | -262 Common Stock |
| Credit Suisse International | 14-Sep-2016 | 153,705.00 AUD | | 50,000 Common Stock |
| Credit Suisse International | 14-Sep-2016 | 191,037.21 AUD | | -55,100 Common Stock |
| Credit Suisse International | 14-Sep-2016 | 92,220.00 AUD | | -29,000 Common Stock |
| Credit Suisse International | 23-Sep-2016 | 219,782.80 AUD | | -68,000 Common Stock |
| Credit Suisse International | 26-Sep-2016 | 118,320.00 AUD | | 34,000 Common Stock |
| Credit Suisse International | 26-Sep-2016 | 163,170.00 AUD | | -49,000 Common Stock |
| Credit Suisse International | 26-Sep-2016 | 5,060.07 AUD | | -1,529 Common Stock |
| Credit Suisse International | 26-Sep-2016 | 19,018.97 AUD | | -5,679 Common Stock |
| Credit Suisse International | 27-Sep-2016 | 23,552.64 AUD | | 6,768 Common Stock |
| Credit Suisse International | 27-Sep-2016 | 22,246.64 AUD | | -6,362 Common Stock |
| Credit Suisse International | 27-Sep-2016 | 651,473.59 AUD | | -186,674 Common Stock |
| Credit Suisse International | 28-Sep-2016 | 22,211.01 AUD | | -6,362 Common Stock |
| Credit Suisse International | 28-Sep-2016 | 180,982.62 AUD | | -52,200 Common Stock |
| Credit Suisse International | 30-Sep-2016 | 76,444.12 AUD | | 22,895 Common Stock |
| Credit Suisse International | 04-Oct-2016 | 194,847.62 AUD | | 59,226 Common Stock |
| Credit Suisse International | 04-Oct-2016 | 28,535.23 AUD | | -8,279 Common Stock |
| Credit Suisse International | 05-Oct-2016 | 543.75 AUD | | -162 Common Stock |
| Credit Suisse International | 06-Oct-2016 | 67,973.70 AUD | | 21,927 Common Stock |
| Credit Suisse International | 07-Oct-2016 | 301,300.00 AUD | | 100,000 Common Stock |
| Credit Suisse Equities (Australia) Limited | 30-Aug-2016 | Refer to Annexure F of Notice | Stock borrowed under ASLA | 600,000 Common Stock |
| Credit Suisse Equities (Australia) Limited | 30-Sep-2016 | Refer to Annexure F of Notice | Stock borrowed under ASLA | 50,000 Common Stock |
| Credit Suisse Equities (Australia) Limited | 09-Jun-2016 | 92,601.40 AUD | | 19,300 Common Stock |
| Credit Suisse Equities (Australia) Limited | 09-Jun-2016 | 5,585.94 AUD | | 1,148 Common Stock |
| Credit Suisse Equities (Australia) Limited | 09-Jun-2016 | 236,416.83 AUD | | 49,345 Common Stock |
| Credit Suisse Equities (Australia) Limited | 09-Jun-2016 | 5,944.51 AUD | | 1,241 Common Stock |
| Credit Suisse Equities (Australia) Limited | 09-Jun-2016 | 747.24 AUD | | 156 Common Stock |
| Credit Suisse Equities (Australia) Limited | 09-Jun-2016 | 175,355.43 AUD | | 36,214 Common Stock |
| Credit Suisse Equities (Australia) Limited | 09-Jun-2016 | 178,351.38 AUD | | 37,179 Common Stock |
| Credit Suisse Equities | 09-Jun-2016 | 173,869.38 AUD | | 36,401 Common Stock |

| | | | | |
|--------------------------------------------|-------------|----------------|--|----------------------|
| (Australia) Limited | | | | |
| Credit Suisse Equities (Australia) Limited | 09-Jun-2016 | 257,925.00 AUD | | -50,000 Common Stock |
| Credit Suisse Equities (Australia) Limited | 09-Jun-2016 | 4,375.70 AUD | | -893 Common Stock |
| Credit Suisse Equities (Australia) Limited | 09-Jun-2016 | 9,340.47 AUD | | -1,918 Common Stock |
| Credit Suisse Equities (Australia) Limited | 09-Jun-2016 | 385,620.93 AUD | | -78,251 Common Stock |
| Credit Suisse Equities (Australia) Limited | 09-Jun-2016 | 177,740.40 AUD | | -35,040 Common Stock |
| Credit Suisse Equities (Australia) Limited | 09-Jun-2016 | 18,993.60 AUD | | -3,967 Common Stock |
| Credit Suisse Equities (Australia) Limited | 09-Jun-2016 | 85,905.66 AUD | | -17,264 Common Stock |
| Credit Suisse Equities (Australia) Limited | 10-Jun-2016 | 17,095.19 AUD | | 3,464 Common Stock |
| Credit Suisse Equities (Australia) Limited | 10-Jun-2016 | 107,768.13 AUD | | 21,913 Common Stock |
| Credit Suisse Equities (Australia) Limited | 10-Jun-2016 | 34,435.73 AUD | | 7,031 Common Stock |
| Credit Suisse Equities (Australia) Limited | 10-Jun-2016 | 12,153.98 AUD | | 2,480 Common Stock |
| Credit Suisse Equities (Australia) Limited | 10-Jun-2016 | 151,262.11 AUD | | 30,710 Common Stock |
| Credit Suisse Equities (Australia) Limited | 10-Jun-2016 | 14,482.87 AUD | | 2,938 Common Stock |
| Credit Suisse Equities (Australia) Limited | 10-Jun-2016 | 67,575.27 AUD | | 13,739 Common Stock |
| Credit Suisse Equities (Australia) Limited | 10-Jun-2016 | 58,742.26 AUD | | -11,740 Common Stock |
| Credit Suisse Equities (Australia) Limited | 10-Jun-2016 | 88,603.70 AUD | | -17,976 Common Stock |
| Credit Suisse Equities (Australia) Limited | 10-Jun-2016 | 248,823.45 AUD | | -50,541 Common Stock |
| Credit Suisse Equities (Australia) Limited | 10-Jun-2016 | 47,227.32 AUD | | -9,601 Common Stock |
| Credit Suisse Equities (Australia) Limited | 14-Jun-2016 | 11,822.28 AUD | | 2,498 Common Stock |
| Credit Suisse Equities (Australia) Limited | 14-Jun-2016 | 216,187.92 AUD | | 45,930 Common Stock |
| Credit Suisse Equities (Australia) Limited | 14-Jun-2016 | 38,401.92 AUD | | 8,136 Common Stock |
| Credit Suisse Equities (Australia) Limited | 14-Jun-2016 | 86,776.41 AUD | | 18,418 Common Stock |
| Credit Suisse Equities (Australia) Limited | 14-Jun-2016 | 12,701.62 AUD | | 2,672 Common Stock |
| Credit Suisse Equities (Australia) Limited | 14-Jun-2016 | 73,727.72 AUD | | -15,321 Common Stock |
| Credit Suisse Equities (Australia) Limited | 14-Jun-2016 | 37,941.08 AUD | | -7,825 Common Stock |
| Credit Suisse Equities (Australia) Limited | 15-Jun-2016 | 11,505.31 AUD | | 2,496 Common Stock |
| Credit Suisse Equities (Australia) Limited | 15-Jun-2016 | 11,505.31 AUD | | 2,496 Common Stock |
| Credit Suisse Equities (Australia) Limited | 15-Jun-2016 | 92,194.00 AUD | | 20,000 Common Stock |
| Credit Suisse Equities (Australia) Limited | 15-Jun-2016 | 6,213.78 AUD | | 1,350 Common Stock |
| Credit Suisse Equities (Australia) Limited | 15-Jun-2016 | 8,349.94 AUD | | 1,819 Common Stock |
| Credit Suisse Equities (Australia) Limited | 15-Jun-2016 | 329,180.18 AUD | | 71,477 Common Stock |
| Credit Suisse Equities (Australia) Limited | 15-Jun-2016 | 9,537.91 AUD | | 2,059 Common Stock |
| Credit Suisse Equities (Australia) Limited | 15-Jun-2016 | 9,270.29 AUD | | 2,012 Common Stock |
| Credit Suisse Equities | 15-Jun-2016 | 26,740.19 AUD | | 5,804 Common Stock |

| | | | | |
|--------------------------------------------|-------------|----------------|--|----------------------|
| (Australia) Limited | | | | |
| Credit Suisse Equities (Australia) Limited | 15-Jun-2016 | 28,294.04 AUD | | 6,143 Common Stock |
| Credit Suisse Equities (Australia) Limited | 15-Jun-2016 | 9,947.84 AUD | | -2,017 Common Stock |
| Credit Suisse Equities (Australia) Limited | 15-Jun-2016 | 4,139.72 AUD | | -838 Common Stock |
| Credit Suisse Equities (Australia) Limited | 16-Jun-2016 | 44,220.23 AUD | | 9,469 Common Stock |
| Credit Suisse Equities (Australia) Limited | 15-Jun-2016 | 6,301.45 AUD | | 1,370 Common Stock |
| Credit Suisse Equities (Australia) Limited | 16-Jun-2016 | 1,343.16 AUD | | 289 Common Stock |
| Credit Suisse Equities (Australia) Limited | 16-Jun-2016 | 10,221.66 AUD | | 2,201 Common Stock |
| Credit Suisse Equities (Australia) Limited | 16-Jun-2016 | 234,145.00 AUD | | 50,000 Common Stock |
| Credit Suisse Equities (Australia) Limited | 16-Jun-2016 | 233,477.60 AUD | | 50,756 Common Stock |
| Credit Suisse Equities (Australia) Limited | 16-Jun-2016 | 3,150.87 AUD | | 678 Common Stock |
| Credit Suisse Equities (Australia) Limited | 16-Jun-2016 | 13,169.80 AUD | | 2,863 Common Stock |
| Credit Suisse Equities (Australia) Limited | 16-Jun-2016 | 286,417.83 AUD | | 61,720 Common Stock |
| Credit Suisse Equities (Australia) Limited | 16-Jun-2016 | 17,691.46 AUD | | -3,747 Common Stock |
| Credit Suisse Equities (Australia) Limited | 16-Jun-2016 | 1,583.90 AUD | | -337 Common Stock |
| Credit Suisse Equities (Australia) Limited | 16-Jun-2016 | 39,142.59 AUD | | -8,313 Common Stock |
| Credit Suisse Equities (Australia) Limited | 16-Jun-2016 | 10,582.70 AUD | | -2,246 Common Stock |
| Credit Suisse Equities (Australia) Limited | 16-Jun-2016 | 223,401.98 AUD | | -47,353 Common Stock |
| Credit Suisse Equities (Australia) Limited | 16-Jun-2016 | 23,260.30 AUD | | -4,949 Common Stock |
| Credit Suisse Equities (Australia) Limited | 17-Jun-2016 | 140,197.46 AUD | | 30,174 Common Stock |
| Credit Suisse Equities (Australia) Limited | 17-Jun-2016 | 11,420.05 AUD | | 2,466 Common Stock |
| Credit Suisse Equities (Australia) Limited | 17-Jun-2016 | 21,877.29 AUD | | 4,695 Common Stock |
| Credit Suisse Equities (Australia) Limited | 17-Jun-2016 | 518,230.39 AUD | | 111,445 Common Stock |
| Credit Suisse Equities (Australia) Limited | 17-Jun-2016 | 11,505.31 AUD | | -2,496 Common Stock |
| Credit Suisse Equities (Australia) Limited | 17-Jun-2016 | 84,200.73 AUD | | -18,289 Common Stock |
| Credit Suisse Equities (Australia) Limited | 17-Jun-2016 | 63,713.79 AUD | | -13,881 Common Stock |
| Credit Suisse Equities (Australia) Limited | 17-Jun-2016 | 83,763.43 AUD | | -18,166 Common Stock |
| Credit Suisse Equities (Australia) Limited | 17-Jun-2016 | 839.77 AUD | | -182 Common Stock |
| Credit Suisse Equities (Australia) Limited | 17-Jun-2016 | 27,687.29 AUD | | -6,025 Common Stock |
| Credit Suisse Equities (Australia) Limited | 17-Jun-2016 | 345,891.80 AUD | | -73,594 Common Stock |
| Credit Suisse Equities (Australia) Limited | 17-Jun-2016 | 6,301.45 AUD | | -1,370 Common Stock |
| Credit Suisse Equities (Australia) Limited | 17-Jun-2016 | 6,301.45 AUD | | -1,370 Common Stock |
| Credit Suisse Equities (Australia) Limited | 20-Jun-2016 | 90,282.18 AUD | | 19,026 Common Stock |
| Credit Suisse Equities (Australia) Limited | 20-Jun-2016 | 42,668.74 AUD | | 8,917 Common Stock |
| Credit Suisse Equities | 20-Jun-2016 | 24,119.90 AUD | | 5,072 Common Stock |

| | | | | |
|--------------------------------------------|-------------|----------------|--|----------------------|
| (Australia) Limited | | | | |
| Credit Suisse Equities (Australia) Limited | 20-Jun-2016 | 5,668.74 AUD | | -1,227 Common Stock |
| Credit Suisse Equities (Australia) Limited | 20-Jun-2016 | 92,800.00 AUD | | -20,000 Common Stock |
| Credit Suisse Equities (Australia) Limited | 20-Jun-2016 | 3,775.71 AUD | | -816 Common Stock |
| Credit Suisse Equities (Australia) Limited | 21-Jun-2016 | 184,375.44 AUD | | 38,362 Common Stock |
| Credit Suisse Equities (Australia) Limited | 21-Jun-2016 | 62,066.43 AUD | | 12,883 Common Stock |
| Credit Suisse Equities (Australia) Limited | 21-Jun-2016 | 10,077.27 AUD | | 2,069 Common Stock |
| Credit Suisse Equities (Australia) Limited | 21-Jun-2016 | 7,709.05 AUD | | 1,583 Common Stock |
| Credit Suisse Equities (Australia) Limited | 21-Jun-2016 | 6,574.03 AUD | | -1,420 Common Stock |
| Credit Suisse Equities (Australia) Limited | 21-Jun-2016 | 43,537.95 AUD | | -9,363 Common Stock |
| Credit Suisse Equities (Australia) Limited | 21-Jun-2016 | 10,062.60 AUD | | -2,164 Common Stock |
| Credit Suisse Equities (Australia) Limited | 21-Jun-2016 | 30,764.40 AUD | | -6,616 Common Stock |
| Credit Suisse Equities (Australia) Limited | 21-Jun-2016 | 137,965.50 AUD | | -29,670 Common Stock |
| Credit Suisse Equities (Australia) Limited | 22-Jun-2016 | 2,167.52 AUD | | 450 Common Stock |
| Credit Suisse Equities (Australia) Limited | 22-Jun-2016 | 28,675.02 AUD | | 5,929 Common Stock |
| Credit Suisse Equities (Australia) Limited | 22-Jun-2016 | 6,725.50 AUD | | 1,401 Common Stock |
| Credit Suisse Equities (Australia) Limited | 22-Jun-2016 | 244,339.59 AUD | | -50,988 Common Stock |
| Credit Suisse Equities (Australia) Limited | 22-Jun-2016 | 44,504.71 AUD | | -9,284 Common Stock |
| Credit Suisse Equities (Australia) Limited | 22-Jun-2016 | 58,859.21 AUD | | -12,348 Common Stock |
| Credit Suisse Equities (Australia) Limited | 23-Jun-2016 | 17,936.49 AUD | | 3,729 Common Stock |
| Credit Suisse Equities (Australia) Limited | 23-Jun-2016 | 4,108.86 AUD | | 840 Common Stock |
| Credit Suisse Equities (Australia) Limited | 23-Jun-2016 | 299,993.95 AUD | | -62,004 Common Stock |
| Credit Suisse Equities (Australia) Limited | 23-Jun-2016 | 42,409.63 AUD | | -8,754 Common Stock |
| Credit Suisse Equities (Australia) Limited | 23-Jun-2016 | 51,833.35 AUD | | -10,744 Common Stock |
| Credit Suisse Equities (Australia) Limited | 23-Jun-2016 | 118,687.33 AUD | | -24,576 Common Stock |
| Credit Suisse Equities (Australia) Limited | 23-Jun-2016 | 141,848.09 AUD | | -29,373 Common Stock |
| Credit Suisse Equities (Australia) Limited | 24-Jun-2016 | 121.94 AUD | | 26 Common Stock |
| Credit Suisse Equities (Australia) Limited | 24-Jun-2016 | 24,726.85 AUD | | 5,227 Common Stock |
| Credit Suisse Equities (Australia) Limited | 24-Jun-2016 | 189,991.28 AUD | | -39,269 Common Stock |
| Credit Suisse Equities (Australia) Limited | 24-Jun-2016 | 54,495.00 AUD | | -11,250 Common Stock |
| Credit Suisse Equities (Australia) Limited | 24-Jun-2016 | 7,353.60 AUD | | -1,532 Common Stock |
| Credit Suisse Equities (Australia) Limited | 24-Jun-2016 | 276,664.76 AUD | | -56,907 Common Stock |
| Credit Suisse Equities (Australia) Limited | 24-Jun-2016 | 1,741.46 AUD | | -361 Common Stock |
| Credit Suisse Equities (Australia) Limited | 24-Jun-2016 | 465,547.84 AUD | | -95,774 Common Stock |
| Credit Suisse Equities | 24-Jun-2016 | 176,365.80 AUD | | -36,214 Common Stock |

| | | | | |
|--------------------------------------------|-------------|----------------|--|-----------------------|
| (Australia) Limited | | | | |
| Credit Suisse Equities (Australia) Limited | 27-Jun-2016 | 38,635.06 AUD | | 8,208 Common Stock |
| Credit Suisse Equities (Australia) Limited | 27-Jun-2016 | 57,000.76 AUD | | -11,730 Common Stock |
| Credit Suisse Equities (Australia) Limited | 27-Jun-2016 | 81,147.78 AUD | | -16,683 Common Stock |
| Credit Suisse Equities (Australia) Limited | 27-Jun-2016 | 600,432.79 AUD | | -123,821 Common Stock |
| Credit Suisse Equities (Australia) Limited | 27-Jun-2016 | 29,992.81 AUD | | -6,192 Common Stock |
| Credit Suisse Equities (Australia) Limited | 27-Jun-2016 | 8,236.10 AUD | | -1,707 Common Stock |
| Credit Suisse Equities (Australia) Limited | 28-Jun-2016 | 134,777.84 AUD | | 29,311 Common Stock |
| Credit Suisse Equities (Australia) Limited | 28-Jun-2016 | 23,255.72 AUD | | 5,088 Common Stock |
| Credit Suisse Equities (Australia) Limited | 28-Jun-2016 | 5,774.22 AUD | | 1,258 Common Stock |
| Credit Suisse Equities (Australia) Limited | 28-Jun-2016 | 543,639.30 AUD | | -114,501 Common Stock |
| Credit Suisse Equities (Australia) Limited | 28-Jun-2016 | 2,009.83 AUD | | -426 Common Stock |
| Credit Suisse Equities (Australia) Limited | 28-Jun-2016 | 79,630.81 AUD | | -16,787 Common Stock |
| Credit Suisse Equities (Australia) Limited | 28-Jun-2016 | 176,232.21 AUD | | -37,082 Common Stock |
| Credit Suisse Equities (Australia) Limited | 28-Jun-2016 | 29,027.46 AUD | | -6,122 Common Stock |
| Credit Suisse Equities (Australia) Limited | 29-Jun-2016 | 12,641.82 AUD | | 2,745 Common Stock |
| Credit Suisse Equities (Australia) Limited | 29-Jun-2016 | 281,270.00 AUD | | 60,680 Common Stock |
| Credit Suisse Equities (Australia) Limited | 29-Jun-2016 | 20,740.32 AUD | | 4,451 Common Stock |
| Credit Suisse Equities (Australia) Limited | 29-Jun-2016 | 8,728.87 AUD | | 1,885 Common Stock |
| Credit Suisse Equities (Australia) Limited | 29-Jun-2016 | 17,042.94 AUD | | -3,617 Common Stock |
| Credit Suisse Equities (Australia) Limited | 29-Jun-2016 | 21,834.02 AUD | | -4,683 Common Stock |
| Credit Suisse Equities (Australia) Limited | 29-Jun-2016 | 44,348.40 AUD | | -9,411 Common Stock |
| Credit Suisse Equities (Australia) Limited | 29-Jun-2016 | 294,833.66 AUD | | -62,784 Common Stock |
| Credit Suisse Equities (Australia) Limited | 29-Jun-2016 | 163,047.55 AUD | | -34,946 Common Stock |
| Credit Suisse Equities (Australia) Limited | 29-Jun-2016 | 39,774.87 AUD | | -8,475 Common Stock |
| Credit Suisse Equities (Australia) Limited | 29-Jun-2016 | 608.88 AUD | | -129 Common Stock |
| Credit Suisse Equities (Australia) Limited | 30-Jun-2016 | 271.99 AUD | | 59 Common Stock |
| Credit Suisse Equities (Australia) Limited | 30-Jun-2016 | 6,926.93 AUD | | 1,495 Common Stock |
| Credit Suisse Equities (Australia) Limited | 30-Jun-2016 | 119,043.15 AUD | | 25,615 Common Stock |
| Credit Suisse Equities (Australia) Limited | 30-Jun-2016 | 34,517.07 AUD | | 7,399 Common Stock |
| Credit Suisse Equities (Australia) Limited | 30-Jun-2016 | 36,299.50 AUD | | 7,823 Common Stock |
| Credit Suisse Equities (Australia) Limited | 30-Jun-2016 | 34,409.31 AUD | | -7,472 Common Stock |
| Credit Suisse Equities (Australia) Limited | 30-Jun-2016 | 11,624.56 AUD | | -2,543 Common Stock |
| Credit Suisse Equities (Australia) Limited | 30-Jun-2016 | 13,274.11 AUD | | -2,905 Common Stock |
| Credit Suisse Equities | 30-Jun-2016 | 272,326.89 AUD | | -59,100 Common Stock |

| | | | | |
|--------------------------------------------|-------------|----------------|--|----------------------|
| (Australia) Limited | | | | |
| Credit Suisse Equities (Australia) Limited | 30-Jun-2016 | 57,378.48 AUD | | -12,429 Common Stock |
| Credit Suisse Equities (Australia) Limited | 30-Jun-2016 | 32,563.40 AUD | | -7,021 Common Stock |
| Credit Suisse Equities (Australia) Limited | 30-Jun-2016 | 55,016.32 AUD | | -11,656 Common Stock |
| Credit Suisse Equities (Australia) Limited | 01-Jul-2016 | 9,683.68 AUD | | 2,087 Common Stock |
| Credit Suisse Equities (Australia) Limited | 01-Jul-2016 | 41,991.17 AUD | | 9,043 Common Stock |
| Credit Suisse Equities (Australia) Limited | 01-Jul-2016 | 336,227.17 AUD | | 72,469 Common Stock |
| Credit Suisse Equities (Australia) Limited | 01-Jul-2016 | 8,346.89 AUD | | 1,797 Common Stock |
| Credit Suisse Equities (Australia) Limited | 01-Jul-2016 | 11,014.30 AUD | | 2,375 Common Stock |
| Credit Suisse Equities (Australia) Limited | 01-Jul-2016 | 31,299.39 AUD | | -6,727 Common Stock |
| Credit Suisse Equities (Australia) Limited | 01-Jul-2016 | 41,435.38 AUD | | -8,959 Common Stock |
| Credit Suisse Equities (Australia) Limited | 01-Jul-2016 | 20,646.00 AUD | | -4,464 Common Stock |
| Credit Suisse Equities (Australia) Limited | 01-Jul-2016 | 1,872.66 AUD | | -403 Common Stock |
| Credit Suisse Equities (Australia) Limited | 04-Jul-2016 | 29,650.43 AUD | | 6,267 Common Stock |
| Credit Suisse Equities (Australia) Limited | 04-Jul-2016 | 21,227.28 AUD | | 4,520 Common Stock |
| Credit Suisse Equities (Australia) Limited | 04-Jul-2016 | 169,704.83 AUD | | 35,839 Common Stock |
| Credit Suisse Equities (Australia) Limited | 04-Jul-2016 | 48,426.42 AUD | | 10,279 Common Stock |
| Credit Suisse Equities (Australia) Limited | 04-Jul-2016 | 2,080.16 AUD | | 439 Common Stock |
| Credit Suisse Equities (Australia) Limited | 04-Jul-2016 | 78,401.28 AUD | | -17,009 Common Stock |
| Credit Suisse Equities (Australia) Limited | 04-Jul-2016 | 2,215.78 AUD | | -475 Common Stock |
| Credit Suisse Equities (Australia) Limited | 05-Jul-2016 | 164,650.65 AUD | | 35,332 Common Stock |
| Credit Suisse Equities (Australia) Limited | 05-Jul-2016 | 157,099.49 AUD | | 34,016 Common Stock |
| Credit Suisse Equities (Australia) Limited | 05-Jul-2016 | 88,046.89 AUD | | 18,934 Common Stock |
| Credit Suisse Equities (Australia) Limited | 05-Jul-2016 | 111.39 AUD | | -24 Common Stock |
| Credit Suisse Equities (Australia) Limited | 05-Jul-2016 | 100,244.20 AUD | | -21,589 Common Stock |
| Credit Suisse Equities (Australia) Limited | 06-Jul-2016 | 14,674.32 AUD | | 3,204 Common Stock |
| Credit Suisse Equities (Australia) Limited | 06-Jul-2016 | 100,612.11 AUD | | 22,010 Common Stock |
| Credit Suisse Equities (Australia) Limited | 06-Jul-2016 | 264,794.34 AUD | | 57,804 Common Stock |
| Credit Suisse Equities (Australia) Limited | 06-Jul-2016 | 22,950.00 AUD | | 5,000 Common Stock |
| Credit Suisse Equities (Australia) Limited | 06-Jul-2016 | 8,754.46 AUD | | 1,913 Common Stock |
| Credit Suisse Equities (Australia) Limited | 06-Jul-2016 | 155.34 AUD | | -33 Common Stock |
| Credit Suisse Equities (Australia) Limited | 06-Jul-2016 | 1,306.25 AUD | | -275 Common Stock |
| Credit Suisse Equities (Australia) Limited | 06-Jul-2016 | 3,891.72 AUD | | -823 Common Stock |
| Credit Suisse Equities (Australia) Limited | 06-Jul-2016 | 446.50 AUD | | -94 Common Stock |
| Credit Suisse Equities | 07-Jul-2016 | 247,737.77 AUD | | 53,424 Common Stock |

| | | | | |
|--------------------------------------------|-------------|----------------|--|----------------------|
| (Australia) Limited | | | | |
| Credit Suisse Equities (Australia) Limited | 07-Jul-2016 | 13,979.16 AUD | | 3,016 Common Stock |
| Credit Suisse Equities (Australia) Limited | 07-Jul-2016 | 7,924.48 AUD | | 1,699 Common Stock |
| Credit Suisse Equities (Australia) Limited | 07-Jul-2016 | 4,019.96 AUD | | -874 Common Stock |
| Credit Suisse Equities (Australia) Limited | 07-Jul-2016 | 12,188.68 AUD | | -2,650 Common Stock |
| Credit Suisse Equities (Australia) Limited | 07-Jul-2016 | 14,494.50 AUD | | -3,095 Common Stock |
| Credit Suisse Equities (Australia) Limited | 07-Jul-2016 | 47,774.23 AUD | | -10,232 Common Stock |
| Credit Suisse Equities (Australia) Limited | 07-Jul-2016 | 69,285.16 AUD | | -14,918 Common Stock |
| Credit Suisse Equities (Australia) Limited | 08-Jul-2016 | 134,119.59 AUD | | 29,056 Common Stock |
| Credit Suisse Equities (Australia) Limited | 08-Jul-2016 | 11,939.90 AUD | | 2,590 Common Stock |
| Credit Suisse Equities (Australia) Limited | 08-Jul-2016 | 900.90 AUD | | 195 Common Stock |
| Credit Suisse Equities (Australia) Limited | 08-Jul-2016 | 13,504.04 AUD | | -2,947 Common Stock |
| Credit Suisse Equities (Australia) Limited | 08-Jul-2016 | 22,564.00 AUD | | -5,000 Common Stock |
| Credit Suisse Equities (Australia) Limited | 08-Jul-2016 | 10,387.44 AUD | | -2,268 Common Stock |
| Credit Suisse Equities (Australia) Limited | 11-Jul-2016 | 143,935.28 AUD | | 30,814 Common Stock |
| Credit Suisse Equities (Australia) Limited | 11-Jul-2016 | 38,591.12 AUD | | 8,281 Common Stock |
| Credit Suisse Equities (Australia) Limited | 11-Jul-2016 | 99,578.14 AUD | | 21,349 Common Stock |
| Credit Suisse Equities (Australia) Limited | 11-Jul-2016 | 5,807.52 AUD | | -1,254 Common Stock |
| Credit Suisse Equities (Australia) Limited | 11-Jul-2016 | 44,518.85 AUD | | -9,589 Common Stock |
| Credit Suisse Equities (Australia) Limited | 12-Jul-2016 | 106,437.44 AUD | | 22,824 Common Stock |
| Credit Suisse Equities (Australia) Limited | 12-Jul-2016 | 94,297.32 AUD | | 20,149 Common Stock |
| Credit Suisse Equities (Australia) Limited | 12-Jul-2016 | 156,477.48 AUD | | 33,667 Common Stock |
| Credit Suisse Equities (Australia) Limited | 12-Jul-2016 | 1,861.50 AUD | | 402 Common Stock |
| Credit Suisse Equities (Australia) Limited | 12-Jul-2016 | 43,088.87 AUD | | 9,222 Common Stock |
| Credit Suisse Equities (Australia) Limited | 12-Jul-2016 | 18,885.14 AUD | | -4,106 Common Stock |
| Credit Suisse Equities (Australia) Limited | 12-Jul-2016 | 455.10 AUD | | -99 Common Stock |
| Credit Suisse Equities (Australia) Limited | 12-Jul-2016 | 12,954.99 AUD | | -2,808 Common Stock |
| Credit Suisse Equities (Australia) Limited | 12-Jul-2016 | 9,256.88 AUD | | -2,008 Common Stock |
| Credit Suisse Equities (Australia) Limited | 13-Jul-2016 | 41,064.92 AUD | | 8,809 Common Stock |
| Credit Suisse Equities (Australia) Limited | 13-Jul-2016 | 195,203.08 AUD | | 41,872 Common Stock |
| Credit Suisse Equities (Australia) Limited | 13-Jul-2016 | 34,550.39 AUD | | 7,409 Common Stock |
| Credit Suisse Equities (Australia) Limited | 13-Jul-2016 | 171.43 AUD | | 37 Common Stock |
| Credit Suisse Equities (Australia) Limited | 13-Jul-2016 | 220,704.13 AUD | | 47,397 Common Stock |
| Credit Suisse Equities (Australia) Limited | 13-Jul-2016 | 145,855.75 AUD | | -31,381 Common Stock |
| Credit Suisse Equities | 13-Jul-2016 | 88,601.76 AUD | | -18,932 Common Stock |

| | | | | |
|--------------------------------------------|-------------|----------------|--|---------------------|
| (Australia) Limited | | | | |
| Credit Suisse Equities (Australia) Limited | 13-Jul-2016 | 40,926.60 AUD | | -8,745 Common Stock |
| Credit Suisse Equities (Australia) Limited | 14-Jul-2016 | 143,830.72 AUD | | 30,998 Common Stock |
| Credit Suisse Equities (Australia) Limited | 14-Jul-2016 | 294,469.23 AUD | | 61,957 Common Stock |
| Credit Suisse Equities (Australia) Limited | 14-Jul-2016 | 30,672.11 AUD | | 6,463 Common Stock |
| Credit Suisse Equities (Australia) Limited | 14-Jul-2016 | 23,809.91 AUD | | 5,051 Common Stock |
| Credit Suisse Equities (Australia) Limited | 14-Jul-2016 | 191,572.07 AUD | | 40,463 Common Stock |
| Credit Suisse Equities (Australia) Limited | 14-Jul-2016 | 50,641.23 AUD | | 10,682 Common Stock |
| Credit Suisse Equities (Australia) Limited | 14-Jul-2016 | 9,520.00 AUD | | 2,000 Common Stock |
| Credit Suisse Equities (Australia) Limited | 14-Jul-2016 | 21,286.97 AUD | | -4,569 Common Stock |
| Credit Suisse Equities (Australia) Limited | 14-Jul-2016 | 3,145.50 AUD | | -675 Common Stock |
| Credit Suisse Equities (Australia) Limited | 15-Jul-2016 | 83,736.74 AUD | | 17,542 Common Stock |
| Credit Suisse Equities (Australia) Limited | 15-Jul-2016 | 95,957.63 AUD | | 20,111 Common Stock |
| Credit Suisse Equities (Australia) Limited | 15-Jul-2016 | 36,530.66 AUD | | 7,640 Common Stock |
| Credit Suisse Equities (Australia) Limited | 15-Jul-2016 | 35,589.22 AUD | | 7,467 Common Stock |
| Credit Suisse Equities (Australia) Limited | 15-Jul-2016 | 12,641.87 AUD | | 2,639 Common Stock |
| Credit Suisse Equities (Australia) Limited | 15-Jul-2016 | 680.90 AUD | | -146 Common Stock |
| Credit Suisse Equities (Australia) Limited | 15-Jul-2016 | 1,030.08 AUD | | -222 Common Stock |
| Credit Suisse Equities (Australia) Limited | 15-Jul-2016 | 19,758.69 AUD | | -4,227 Common Stock |
| Credit Suisse Equities (Australia) Limited | 18-Jul-2016 | 101,117.11 AUD | | 21,195 Common Stock |
| Credit Suisse Equities (Australia) Limited | 18-Jul-2016 | 157.08 AUD | | 33 Common Stock |
| Credit Suisse Equities (Australia) Limited | 18-Jul-2016 | 54,700.97 AUD | | 11,473 Common Stock |
| Credit Suisse Equities (Australia) Limited | 18-Jul-2016 | 1,431.00 AUD | | 300 Common Stock |
| Credit Suisse Equities (Australia) Limited | 18-Jul-2016 | 179,156.24 AUD | | 37,611 Common Stock |
| Credit Suisse Equities (Australia) Limited | 18-Jul-2016 | 71,152.58 AUD | | 14,902 Common Stock |
| Credit Suisse Equities (Australia) Limited | 18-Jul-2016 | 8,705.25 AUD | | -1,825 Common Stock |
| Credit Suisse Equities (Australia) Limited | 18-Jul-2016 | 3,151.12 AUD | | -662 Common Stock |
| Credit Suisse Equities (Australia) Limited | 18-Jul-2016 | 6,292.57 AUD | | -1,324 Common Stock |
| Credit Suisse Equities (Australia) Limited | 19-Jul-2016 | 75,180.92 AUD | | 15,558 Common Stock |
| Credit Suisse Equities (Australia) Limited | 19-Jul-2016 | 16,199.84 AUD | | 3,369 Common Stock |
| Credit Suisse Equities (Australia) Limited | 19-Jul-2016 | 190,544.52 AUD | | 39,487 Common Stock |
| Credit Suisse Equities (Australia) Limited | 19-Jul-2016 | 75,351.85 AUD | | 15,575 Common Stock |
| Credit Suisse Equities (Australia) Limited | 19-Jul-2016 | 10,880.40 AUD | | -2,287 Common Stock |
| Credit Suisse Equities (Australia) Limited | 19-Jul-2016 | 5,714.25 AUD | | -1,203 Common Stock |
| Credit Suisse Equities | 19-Jul-2016 | 4,394.55 AUD | | -921 Common Stock |

| | | | | |
|--------------------------------------------|-------------|----------------|--|----------------------|
| (Australia) Limited | | | | |
| Credit Suisse Equities (Australia) Limited | 19-Jul-2016 | 12,601.02 AUD | | -2,642 Common Stock |
| Credit Suisse Equities (Australia) Limited | 20-Jul-2016 | 54,075.81 AUD | | 11,129 Common Stock |
| Credit Suisse Equities (Australia) Limited | 20-Jul-2016 | 22,524.80 AUD | | 4,656 Common Stock |
| Credit Suisse Equities (Australia) Limited | 20-Jul-2016 | 98,505.88 AUD | | 20,406 Common Stock |
| Credit Suisse Equities (Australia) Limited | 20-Jul-2016 | 89,216.77 AUD | | -18,732 Common Stock |
| Credit Suisse Equities (Australia) Limited | 21-Jul-2016 | 4,216.13 AUD | | 849 Common Stock |
| Credit Suisse Equities (Australia) Limited | 21-Jul-2016 | 61,740.76 AUD | | 12,396 Common Stock |
| Credit Suisse Equities (Australia) Limited | 21-Jul-2016 | 124,979.32 AUD | | 25,167 Common Stock |
| Credit Suisse Equities (Australia) Limited | 21-Jul-2016 | 160,549.38 AUD | | 33,309 Common Stock |
| Credit Suisse Equities (Australia) Limited | 21-Jul-2016 | 59,730.10 AUD | | 12,022 Common Stock |
| Credit Suisse Equities (Australia) Limited | 21-Jul-2016 | 74,700.36 AUD | | 15,498 Common Stock |
| Credit Suisse Equities (Australia) Limited | 21-Jul-2016 | 40,252.11 AUD | | 8,086 Common Stock |
| Credit Suisse Equities (Australia) Limited | 21-Jul-2016 | 37,350.18 AUD | | 7,749 Common Stock |
| Credit Suisse Equities (Australia) Limited | 21-Jul-2016 | 5,172.29 AUD | | -1,071 Common Stock |
| Credit Suisse Equities (Australia) Limited | 21-Jul-2016 | 12,194.10 AUD | | -2,531 Common Stock |
| Credit Suisse Equities (Australia) Limited | 21-Jul-2016 | 208,613.50 AUD | | -43,227 Common Stock |
| Credit Suisse Equities (Australia) Limited | 21-Jul-2016 | 160,549.38 AUD | | -33,309 Common Stock |
| Credit Suisse Equities (Australia) Limited | 22-Jul-2016 | 36,940.69 AUD | | 7,532 Common Stock |
| Credit Suisse Equities (Australia) Limited | 22-Jul-2016 | 37,822.96 AUD | | 7,689 Common Stock |
| Credit Suisse Equities (Australia) Limited | 22-Jul-2016 | 22,097.37 AUD | | 4,507 Common Stock |
| Credit Suisse Equities (Australia) Limited | 22-Jul-2016 | 147,513.34 AUD | | 29,861 Common Stock |
| Credit Suisse Equities (Australia) Limited | 22-Jul-2016 | 338,368.29 AUD | | -69,573 Common Stock |
| Credit Suisse Equities (Australia) Limited | 22-Jul-2016 | 47,321.28 AUD | | -9,673 Common Stock |
| Credit Suisse Equities (Australia) Limited | 22-Jul-2016 | 147,513.34 AUD | | -29,861 Common Stock |
| Credit Suisse Equities (Australia) Limited | 22-Jul-2016 | 38,984.37 AUD | | -8,019 Common Stock |
| Credit Suisse Equities (Australia) Limited | 25-Jul-2016 | 2,671.20 AUD | | 530 Common Stock |
| Credit Suisse Equities (Australia) Limited | 25-Jul-2016 | 32,750.68 AUD | | 6,509 Common Stock |
| Credit Suisse Equities (Australia) Limited | 25-Jul-2016 | 38,588.17 AUD | | 7,709 Common Stock |
| Credit Suisse Equities (Australia) Limited | 25-Jul-2016 | 4,986.22 AUD | | 991 Common Stock |
| Credit Suisse Equities (Australia) Limited | 25-Jul-2016 | 15,261.12 AUD | | 3,028 Common Stock |
| Credit Suisse Equities (Australia) Limited | 25-Jul-2016 | 1,433.61 AUD | | 285 Common Stock |
| Credit Suisse Equities (Australia) Limited | 25-Jul-2016 | 53,709.11 AUD | | 10,668 Common Stock |
| Credit Suisse Equities (Australia) Limited | 25-Jul-2016 | 4,255.37 AUD | | -868 Common Stock |
| Credit Suisse Equities | 25-Jul-2016 | 100,584.83 AUD | | -20,860 Common Stock |

| | | | | |
|--------------------------------------------|-------------|----------------|--|----------------------|
| (Australia) Limited | | | | |
| Credit Suisse Equities (Australia) Limited | 25-Jul-2016 | 3,157.28 AUD | | -635 Common Stock |
| Credit Suisse Equities (Australia) Limited | 25-Jul-2016 | 183,852.60 AUD | | -37,026 Common Stock |
| Credit Suisse Equities (Australia) Limited | 26-Jul-2016 | 17,463.13 AUD | | 3,481 Common Stock |
| Credit Suisse Equities (Australia) Limited | 26-Jul-2016 | 75,670.56 AUD | | 15,014 Common Stock |
| Credit Suisse Equities (Australia) Limited | 26-Jul-2016 | 43,132.58 AUD | | 8,599 Common Stock |
| Credit Suisse Equities (Australia) Limited | 26-Jul-2016 | 16,103.66 AUD | | 3,217 Common Stock |
| Credit Suisse Equities (Australia) Limited | 26-Jul-2016 | 122,529.37 AUD | | -24,873 Common Stock |
| Credit Suisse Equities (Australia) Limited | 26-Jul-2016 | 31,026.93 AUD | | -6,335 Common Stock |
| Credit Suisse Equities (Australia) Limited | 26-Jul-2016 | 170,804.70 AUD | | -34,506 Common Stock |
| Credit Suisse Equities (Australia) Limited | 26-Jul-2016 | 75,670.56 AUD | | -15,014 Common Stock |
| Credit Suisse Equities (Australia) Limited | 26-Jul-2016 | 6,615.52 AUD | | -1,347 Common Stock |
| Credit Suisse Equities (Australia) Limited | 27-Jul-2016 | 557.80 AUD | | 111 Common Stock |
| Credit Suisse Equities (Australia) Limited | 27-Jul-2016 | 17,960.80 AUD | | 3,575 Common Stock |
| Credit Suisse Equities (Australia) Limited | 27-Jul-2016 | 43,528.96 AUD | | 8,658 Common Stock |
| Credit Suisse Equities (Australia) Limited | 27-Jul-2016 | 16,215.24 AUD | | -3,223 Common Stock |
| Credit Suisse Equities (Australia) Limited | 27-Jul-2016 | 137,754.26 AUD | | -27,380 Common Stock |
| Credit Suisse Equities (Australia) Limited | 27-Jul-2016 | 15,788.86 AUD | | -3,143 Common Stock |
| Credit Suisse Equities (Australia) Limited | 28-Jul-2016 | 29,332.86 AUD | | 5,789 Common Stock |
| Credit Suisse Equities (Australia) Limited | 28-Jul-2016 | 5.02 AUD | | 1 Common Stock |
| Credit Suisse Equities (Australia) Limited | 28-Jul-2016 | 19,398.00 AUD | | 3,824 Common Stock |
| Credit Suisse Equities (Australia) Limited | 28-Jul-2016 | 262,249.25 AUD | | -52,269 Common Stock |
| Credit Suisse Equities (Australia) Limited | 28-Jul-2016 | 25,726.83 AUD | | -5,131 Common Stock |
| Credit Suisse Equities (Australia) Limited | 28-Jul-2016 | 151,340.02 AUD | | -30,210 Common Stock |
| Credit Suisse Equities (Australia) Limited | 29-Jul-2016 | 167,761.26 AUD | | 32,702 Common Stock |
| Credit Suisse Equities (Australia) Limited | 29-Jul-2016 | 16,284.15 AUD | | 3,168 Common Stock |
| Credit Suisse Equities (Australia) Limited | 29-Jul-2016 | 39,862.33 AUD | | 7,732 Common Stock |
| Credit Suisse Equities (Australia) Limited | 29-Jul-2016 | 22,306.46 AUD | | 4,349 Common Stock |
| Credit Suisse Equities (Australia) Limited | 29-Jul-2016 | 230.46 AUD | | -46 Common Stock |
| Credit Suisse Equities (Australia) Limited | 29-Jul-2016 | 507.53 AUD | | -101 Common Stock |
| Credit Suisse Equities (Australia) Limited | 29-Jul-2016 | 256,978.05 AUD | | -51,145 Common Stock |
| Credit Suisse Equities (Australia) Limited | 29-Jul-2016 | 127,073.83 AUD | | -25,361 Common Stock |
| Credit Suisse Equities (Australia) Limited | 01-Aug-2016 | 148,101.31 AUD | | 29,460 Common Stock |
| Credit Suisse Equities (Australia) Limited | 01-Aug-2016 | 10,160.00 AUD | | 2,000 Common Stock |
| Credit Suisse Equities | 02-Aug-2016 | 20,323.43 AUD | | 4,069 Common Stock |

| | | | | |
|--------------------------------------------|-------------|----------------|--|-----------------------|
| (Australia) Limited | | | | |
| Credit Suisse Equities (Australia) Limited | 02-Aug-2016 | 13,531.48 AUD | | 2,707 Common Stock |
| Credit Suisse Equities (Australia) Limited | 02-Aug-2016 | 3,012.00 AUD | | 600 Common Stock |
| Credit Suisse Equities (Australia) Limited | 02-Aug-2016 | 2,905.35 AUD | | 581 Common Stock |
| Credit Suisse Equities (Australia) Limited | 02-Aug-2016 | 32,394.26 AUD | | 6,502 Common Stock |
| Credit Suisse Equities (Australia) Limited | 02-Aug-2016 | 93,820.01 AUD | | 18,755 Common Stock |
| Credit Suisse Equities (Australia) Limited | 02-Aug-2016 | 168,945.57 AUD | | 33,827 Common Stock |
| Credit Suisse Equities (Australia) Limited | 02-Aug-2016 | 115,219.75 AUD | | -22,737 Common Stock |
| Credit Suisse Equities (Australia) Limited | 02-Aug-2016 | 313,373.25 AUD | | -61,874 Common Stock |
| Credit Suisse Equities (Australia) Limited | 02-Aug-2016 | 25,127.96 AUD | | -4,966 Common Stock |
| Credit Suisse Equities (Australia) Limited | 02-Aug-2016 | 3,093.72 AUD | | -609 Common Stock |
| Credit Suisse Equities (Australia) Limited | 02-Aug-2016 | 11,444.45 AUD | | -2,258 Common Stock |
| Credit Suisse Equities (Australia) Limited | 03-Aug-2016 | 12,343.22 AUD | | 2,496 Common Stock |
| Credit Suisse Equities (Australia) Limited | 03-Aug-2016 | 2,440.55 AUD | | 493 Common Stock |
| Credit Suisse Equities (Australia) Limited | 03-Aug-2016 | 31,155.00 AUD | | 6,231 Common Stock |
| Credit Suisse Equities (Australia) Limited | 03-Aug-2016 | 31,155.00 AUD | | 6,231 Common Stock |
| Credit Suisse Equities (Australia) Limited | 03-Aug-2016 | 47,617.25 AUD | | 9,608 Common Stock |
| Credit Suisse Equities (Australia) Limited | 03-Aug-2016 | 511.16 AUD | | 103 Common Stock |
| Credit Suisse Equities (Australia) Limited | 03-Aug-2016 | 1,929.84 AUD | | 390 Common Stock |
| Credit Suisse Equities (Australia) Limited | 03-Aug-2016 | 53,202.45 AUD | | 10,639 Common Stock |
| Credit Suisse Equities (Australia) Limited | 03-Aug-2016 | 67,281.53 AUD | | -13,371 Common Stock |
| Credit Suisse Equities (Australia) Limited | 03-Aug-2016 | 519,327.60 AUD | | -101,127 Common Stock |
| Credit Suisse Equities (Australia) Limited | 03-Aug-2016 | 138,148.81 AUD | | -26,861 Common Stock |
| Credit Suisse Equities (Australia) Limited | 03-Aug-2016 | 3,375.21 AUD | | -657 Common Stock |
| Credit Suisse Equities (Australia) Limited | 03-Aug-2016 | 1,582.17 AUD | | -308 Common Stock |
| Credit Suisse Equities (Australia) Limited | 03-Aug-2016 | 181,293.51 AUD | | -36,036 Common Stock |
| Credit Suisse Equities (Australia) Limited | 03-Aug-2016 | 10,208.71 AUD | | -2,033 Common Stock |
| Credit Suisse Equities (Australia) Limited | 03-Aug-2016 | 167,873.49 AUD | | -33,405 Common Stock |
| Credit Suisse Equities (Australia) Limited | 03-Aug-2016 | 4,360.50 AUD | | -850 Common Stock |
| Credit Suisse Equities (Australia) Limited | 03-Aug-2016 | 10,260.00 AUD | | -2,000 Common Stock |
| Credit Suisse Equities (Australia) Limited | 04-Aug-2016 | 34,949.13 AUD | | 7,061 Common Stock |
| Credit Suisse Equities (Australia) Limited | 04-Aug-2016 | 21,535.28 AUD | | 4,373 Common Stock |
| Credit Suisse Equities (Australia) Limited | 04-Aug-2016 | 56,430.00 AUD | | 11,400 Common Stock |
| Credit Suisse Equities (Australia) Limited | 04-Aug-2016 | 2,318.94 AUD | | 468 Common Stock |
| Credit Suisse Equities | 04-Aug-2016 | 2,770.00 AUD | | -554 Common Stock |

| | | | | |
|--------------------------------------------|-------------|----------------|--|----------------------|
| (Australia) Limited | | | | |
| Credit Suisse Equities (Australia) Limited | 04-Aug-2016 | 19,521.47 AUD | | -3,914 Common Stock |
| Credit Suisse Equities (Australia) Limited | 04-Aug-2016 | 10,948.69 AUD | | -2,190 Common Stock |
| Credit Suisse Equities (Australia) Limited | 04-Aug-2016 | 55,707.77 AUD | | -11,165 Common Stock |
| Credit Suisse Equities (Australia) Limited | 04-Aug-2016 | 4,572.80 AUD | | -915 Common Stock |
| Credit Suisse Equities (Australia) Limited | 04-Aug-2016 | 1,256.32 AUD | | -252 Common Stock |
| Credit Suisse Equities (Australia) Limited | 04-Aug-2016 | 2,472.50 AUD | | -500 Common Stock |
| Credit Suisse Equities (Australia) Limited | 05-Aug-2016 | 11,390.58 AUD | | 2,268 Common Stock |
| Credit Suisse Equities (Australia) Limited | 05-Aug-2016 | 37,515.50 AUD | | 7,468 Common Stock |
| Credit Suisse Equities (Australia) Limited | 05-Aug-2016 | 4,429.67 AUD | | 882 Common Stock |
| Credit Suisse Equities (Australia) Limited | 05-Aug-2016 | 36,669.53 AUD | | 7,298 Common Stock |
| Credit Suisse Equities (Australia) Limited | 05-Aug-2016 | 32,479.97 AUD | | -6,531 Common Stock |
| Credit Suisse Equities (Australia) Limited | 05-Aug-2016 | 31,155.00 AUD | | -6,231 Common Stock |
| Credit Suisse Equities (Australia) Limited | 05-Aug-2016 | 8,299.66 AUD | | -1,655 Common Stock |
| Credit Suisse Equities (Australia) Limited | 05-Aug-2016 | 36,900.86 AUD | | -7,396 Common Stock |
| Credit Suisse Equities (Australia) Limited | 05-Aug-2016 | 6,241.16 AUD | | -1,260 Common Stock |
| Credit Suisse Equities (Australia) Limited | 05-Aug-2016 | 24,814.35 AUD | | -5,013 Common Stock |
| Credit Suisse Equities (Australia) Limited | 08-Aug-2016 | 32,751.69 AUD | | 6,433 Common Stock |
| Credit Suisse Equities (Australia) Limited | 08-Aug-2016 | 81,577.84 AUD | | 16,226 Common Stock |
| Credit Suisse Equities (Australia) Limited | 08-Aug-2016 | 69,608.29 AUD | | 13,717 Common Stock |
| Credit Suisse Equities (Australia) Limited | 08-Aug-2016 | 122,459.19 AUD | | 23,974 Common Stock |
| Credit Suisse Equities (Australia) Limited | 08-Aug-2016 | 9,942.13 AUD | | -2,002 Common Stock |
| Credit Suisse Equities (Australia) Limited | 08-Aug-2016 | 57,542.72 AUD | | -11,614 Common Stock |
| Credit Suisse Equities (Australia) Limited | 08-Aug-2016 | 63,342.67 AUD | | -12,804 Common Stock |
| Credit Suisse Equities (Australia) Limited | 08-Aug-2016 | 126,158.85 AUD | | -25,425 Common Stock |
| Credit Suisse Equities (Australia) Limited | 08-Aug-2016 | 49,124.78 AUD | | -9,925 Common Stock |
| Credit Suisse Equities (Australia) Limited | 09-Aug-2016 | 4,836.78 AUD | | 936 Common Stock |
| Credit Suisse Equities (Australia) Limited | 09-Aug-2016 | 175,976.61 AUD | | 34,069 Common Stock |
| Credit Suisse Equities (Australia) Limited | 09-Aug-2016 | 8,391.83 AUD | | 1,625 Common Stock |
| Credit Suisse Equities (Australia) Limited | 09-Aug-2016 | 58,169.07 AUD | | 11,339 Common Stock |
| Credit Suisse Equities (Australia) Limited | 09-Aug-2016 | 45,330.26 AUD | | -9,024 Common Stock |
| Credit Suisse Equities (Australia) Limited | 09-Aug-2016 | 4,837.34 AUD | | -963 Common Stock |
| Credit Suisse Equities (Australia) Limited | 09-Aug-2016 | 162,281.26 AUD | | -32,316 Common Stock |
| Credit Suisse Equities (Australia) Limited | 09-Aug-2016 | 13,543.63 AUD | | -2,696 Common Stock |
| Credit Suisse Equities | 09-Aug-2016 | 6,430.24 AUD | | -1,281 Common Stock |

| | | | | |
|--------------------------------------------|-------------|----------------|--|-----------------------|
| (Australia) Limited | | | | |
| Credit Suisse Equities (Australia) Limited | 10-Aug-2016 | 17,039.58 AUD | | 3,312 Common Stock |
| Credit Suisse Equities (Australia) Limited | 10-Aug-2016 | 1,309.70 AUD | | 257 Common Stock |
| Credit Suisse Equities (Australia) Limited | 10-Aug-2016 | 40,424.72 AUD | | 7,804 Common Stock |
| Credit Suisse Equities (Australia) Limited | 10-Aug-2016 | 508,170.00 AUD | | -100,000 Common Stock |
| Credit Suisse Equities (Australia) Limited | 10-Aug-2016 | 5,819.79 AUD | | -1,148 Common Stock |
| Credit Suisse Equities (Australia) Limited | 10-Aug-2016 | 33,859.61 AUD | | -6,622 Common Stock |
| Credit Suisse Equities (Australia) Limited | 11-Aug-2016 | 77,085.03 AUD | | 15,134 Common Stock |
| Credit Suisse Equities (Australia) Limited | 11-Aug-2016 | 8,226.62 AUD | | 1,619 Common Stock |
| Credit Suisse Equities (Australia) Limited | 11-Aug-2016 | 20,640.98 AUD | | 4,056 Common Stock |
| Credit Suisse Equities (Australia) Limited | 11-Aug-2016 | 53,191.31 AUD | | -10,324 Common Stock |
| Credit Suisse Equities (Australia) Limited | 11-Aug-2016 | 92,771.23 AUD | | -17,973 Common Stock |
| Credit Suisse Equities (Australia) Limited | 11-Aug-2016 | 3,828.85 AUD | | -744 Common Stock |
| Credit Suisse Equities (Australia) Limited | 11-Aug-2016 | 57,954.14 AUD | | -11,211 Common Stock |
| Credit Suisse Equities (Australia) Limited | 11-Aug-2016 | 1,178.83 AUD | | -228 Common Stock |
| Credit Suisse Equities (Australia) Limited | 11-Aug-2016 | 59,283.85 AUD | | -11,472 Common Stock |
| Credit Suisse Equities (Australia) Limited | 12-Aug-2016 | 23,328.46 AUD | | 4,524 Common Stock |
| Credit Suisse Equities (Australia) Limited | 12-Aug-2016 | 3,160.51 AUD | | 616 Common Stock |
| Credit Suisse Equities (Australia) Limited | 12-Aug-2016 | 37,988.51 AUD | | 7,382 Common Stock |
| Credit Suisse Equities (Australia) Limited | 12-Aug-2016 | 102,919.70 AUD | | -19,861 Common Stock |
| Credit Suisse Equities (Australia) Limited | 12-Aug-2016 | 13,807.46 AUD | | -2,703 Common Stock |
| Credit Suisse Equities (Australia) Limited | 12-Aug-2016 | 4,822.74 AUD | | -936 Common Stock |
| Credit Suisse Equities (Australia) Limited | 12-Aug-2016 | 61,731.29 AUD | | -11,873 Common Stock |
| Credit Suisse Equities (Australia) Limited | 12-Aug-2016 | 7,988.49 AUD | | -1,542 Common Stock |
| Credit Suisse Equities (Australia) Limited | 15-Aug-2016 | 110,326.96 AUD | | 21,176 Common Stock |
| Credit Suisse Equities (Australia) Limited | 15-Aug-2016 | 93,725.35 AUD | | 17,994 Common Stock |
| Credit Suisse Equities (Australia) Limited | 15-Aug-2016 | 28,339.52 AUD | | 5,470 Common Stock |
| Credit Suisse Equities (Australia) Limited | 15-Aug-2016 | 92,073.01 AUD | | -18,089 Common Stock |
| Credit Suisse Equities (Australia) Limited | 15-Aug-2016 | 102,216.81 AUD | | -20,074 Common Stock |
| Credit Suisse Equities (Australia) Limited | 15-Aug-2016 | 1,126.90 AUD | | -221 Common Stock |
| Credit Suisse Equities (Australia) Limited | 15-Aug-2016 | 2,032.96 AUD | | -400 Common Stock |
| Credit Suisse Equities (Australia) Limited | 15-Aug-2016 | 6,599.79 AUD | | -1,294 Common Stock |
| Credit Suisse Equities (Australia) Limited | 15-Aug-2016 | 88,350.98 AUD | | -17,338 Common Stock |
| Credit Suisse Equities (Australia) Limited | 16-Aug-2016 | 17,245.83 AUD | | 3,291 Common Stock |
| Credit Suisse Equities | 16-Aug-2016 | 286.55 AUD | | 55 Common Stock |

| | | | | |
|-----------------------------------------------|-------------|----------------|--|----------------------|
| (Australia) Limited | | | | |
| Credit Suisse Equities (Australia) Limited | 16-Aug-2016 | 50,794.41 AUD | | 9,706 Common Stock |
| Credit Suisse Equities (Australia) Limited | 16-Aug-2016 | 437,541.42 AUD | | 83,400 Common Stock |
| Credit Suisse Equities (Australia) Limited | 16-Aug-2016 | 1,387.16 AUD | | 264 Common Stock |
| Credit Suisse Equities (Australia) Limited | 16-Aug-2016 | 6,302.87 AUD | | -1,224 Common Stock |
| Credit Suisse Equities (Australia) Limited | 16-Aug-2016 | 56,415.40 AUD | | -10,957 Common Stock |
| Credit Suisse Equities (Australia) Limited | 16-Aug-2016 | 4,976.96 AUD | | -967 Common Stock |
| Credit Suisse Equities (Australia) Limited | 16-Aug-2016 | 1,352.37 AUD | | -264 Common Stock |
| Credit Suisse Equities (Australia) Limited | 17-Aug-2016 | 439,126.02 AUD | | 83,400 Common Stock |
| Credit Suisse Equities (Australia) Limited | 17-Aug-2016 | 16,251.54 AUD | | 3,095 Common Stock |
| Credit Suisse Equities (Australia) Limited | 17-Aug-2016 | 12,449.70 AUD | | 2,363 Common Stock |
| Credit Suisse Equities (Australia) Limited | 17-Aug-2016 | 1,226.16 AUD | | -234 Common Stock |
| Credit Suisse Equities (Australia) Limited | 17-Aug-2016 | 6,309.31 AUD | | -1,211 Common Stock |
| Credit Suisse Equities (Australia) Limited | 17-Aug-2016 | 28,446.17 AUD | | -5,424 Common Stock |
| Credit Suisse Equities (Australia) Limited | 18-Aug-2016 | 18,940.08 AUD | | 3,587 Common Stock |
| Credit Suisse Equities (Australia) Limited | 18-Aug-2016 | 66,672.36 AUD | | 12,921 Common Stock |
| Credit Suisse Equities (Australia) Limited | 18-Aug-2016 | 6,335.12 AUD | | 1,230 Common Stock |
| Credit Suisse Equities (Australia) Limited | 18-Aug-2016 | 56,941.62 AUD | | 11,013 Common Stock |
| Credit Suisse Equities (Australia) Limited | 18-Aug-2016 | 82,220.16 AUD | | 15,572 Common Stock |
| Credit Suisse Equities (Australia) Limited | 18-Aug-2016 | 8,457.90 AUD | | 1,650 Common Stock |
| Credit Suisse Equities (Australia) Limited | 18-Aug-2016 | 12,142.67 AUD | | -2,324 Common Stock |
| Credit Suisse Equities (Australia) Limited | 18-Aug-2016 | 6,285.58 AUD | | -1,196 Common Stock |
| Credit Suisse Equities (Australia) Limited | 18-Aug-2016 | 20,637.60 AUD | | -3,939 Common Stock |
| Credit Suisse Equities (Australia) Limited | 18-Aug-2016 | 204,793.87 AUD | | -39,183 Common Stock |
| Credit Suisse Equities (Australia) Limited | 18-Aug-2016 | 9,190.44 AUD | | -1,764 Common Stock |
| Credit Suisse Equities (Australia) Limited | 18-Aug-2016 | 43,985.14 AUD | | -8,410 Common Stock |
| Credit Suisse Equities (Australia) Limited | 19-Aug-2016 | 104,172.45 AUD | | 20,135 Common Stock |
| Credit Suisse Equities (Australia) Limited | 19-Aug-2016 | 11,410.64 AUD | | 2,201 Common Stock |
| Credit Suisse Equities (Australia) Limited | 19-Aug-2016 | 170.49 AUD | | 33 Common Stock |
| Credit Suisse Equities (Australia) Limited | 19-Aug-2016 | 2,977.92 AUD | | 576 Common Stock |
| Credit Suisse Equities (Australia) Limited | 19-Aug-2016 | 2,012.63 AUD | | 390 Common Stock |
| Credit Suisse Equities (Australia) Limited | 19-Aug-2016 | 137,932.23 AUD | | -26,189 Common Stock |
| Credit Suisse Equities (Australia) Limited | 19-Aug-2016 | 15,888.75 AUD | | -3,013 Common Stock |
| Credit Suisse Equities (Australia) Limited | 19-Aug-2016 | 16,675.12 AUD | | -3,177 Common Stock |
| Credit Suisse Equities | 19-Aug-2016 | 12,990.73 AUD | | -2,474 Common Stock |

| | | | | |
|--------------------------------------------|-------------|----------------|--|----------------------|
| (Australia) Limited | | | | |
| Credit Suisse Equities (Australia) Limited | 22-Aug-2016 | 17,464.87 AUD | | 3,557 Common Stock |
| Credit Suisse Equities (Australia) Limited | 22-Aug-2016 | 72,300.44 AUD | | 14,592 Common Stock |
| Credit Suisse Equities (Australia) Limited | 22-Aug-2016 | 207,275.07 AUD | | 42,094 Common Stock |
| Credit Suisse Equities (Australia) Limited | 22-Aug-2016 | 62,928.77 AUD | | 12,793 Common Stock |
| Credit Suisse Equities (Australia) Limited | 22-Aug-2016 | 24,666.13 AUD | | -4,776 Common Stock |
| Credit Suisse Equities (Australia) Limited | 22-Aug-2016 | 39,339.97 AUD | | -7,582 Common Stock |
| Credit Suisse Equities (Australia) Limited | 22-Aug-2016 | 14,530.09 AUD | | -2,795 Common Stock |
| Credit Suisse Equities (Australia) Limited | 22-Aug-2016 | 82,039.91 AUD | | -15,807 Common Stock |
| Credit Suisse Equities (Australia) Limited | 23-Aug-2016 | 637,710.67 AUD | | 133,925 Common Stock |
| Credit Suisse Equities (Australia) Limited | 23-Aug-2016 | 57,726.81 AUD | | 12,141 Common Stock |
| Credit Suisse Equities (Australia) Limited | 23-Aug-2016 | 5,036.06 AUD | | 1,060 Common Stock |
| Credit Suisse Equities (Australia) Limited | 23-Aug-2016 | 7,995.85 AUD | | 1,669 Common Stock |
| Credit Suisse Equities (Australia) Limited | 23-Aug-2016 | 104,408.73 AUD | | 21,890 Common Stock |
| Credit Suisse Equities (Australia) Limited | 23-Aug-2016 | 13,359.34 AUD | | 2,808 Common Stock |
| Credit Suisse Equities (Australia) Limited | 23-Aug-2016 | 2,600.64 AUD | | -504 Common Stock |
| Credit Suisse Equities (Australia) Limited | 23-Aug-2016 | 8,110.80 AUD | | -1,561 Common Stock |
| Credit Suisse Equities (Australia) Limited | 23-Aug-2016 | 1,829.33 AUD | | -354 Common Stock |
| Credit Suisse Equities (Australia) Limited | 24-Aug-2016 | 26,284.18 AUD | | 5,508 Common Stock |
| Credit Suisse Equities (Australia) Limited | 24-Aug-2016 | 52.36 AUD | | 11 Common Stock |
| Credit Suisse Equities (Australia) Limited | 24-Aug-2016 | 225,832.82 AUD | | 47,278 Common Stock |
| Credit Suisse Equities (Australia) Limited | 24-Aug-2016 | 358,675.54 AUD | | 75,183 Common Stock |
| Credit Suisse Equities (Australia) Limited | 24-Aug-2016 | 16,988.44 AUD | | 3,569 Common Stock |
| Credit Suisse Equities (Australia) Limited | 24-Aug-2016 | 10,335.69 AUD | | -2,097 Common Stock |
| Credit Suisse Equities (Australia) Limited | 24-Aug-2016 | 27,999.40 AUD | | -5,698 Common Stock |
| Credit Suisse Equities (Australia) Limited | 24-Aug-2016 | 139,682.19 AUD | | -28,378 Common Stock |
| Credit Suisse Equities (Australia) Limited | 25-Aug-2016 | 369,484.80 AUD | | 77,345 Common Stock |
| Credit Suisse Equities (Australia) Limited | 25-Aug-2016 | 91,219.67 AUD | | 19,110 Common Stock |
| Credit Suisse Equities (Australia) Limited | 25-Aug-2016 | 136,963.72 AUD | | 28,611 Common Stock |
| Credit Suisse Equities (Australia) Limited | 25-Aug-2016 | 126,551.04 AUD | | 26,400 Common Stock |
| Credit Suisse Equities (Australia) Limited | 25-Aug-2016 | 52,703.11 AUD | | 11,041 Common Stock |
| Credit Suisse Equities (Australia) Limited | 25-Aug-2016 | 33,943.78 AUD | | -7,142 Common Stock |
| Credit Suisse Equities (Australia) Limited | 25-Aug-2016 | 19,425.14 AUD | | -4,084 Common Stock |
| Credit Suisse Equities (Australia) Limited | 26-Aug-2016 | 74,851.38 AUD | | 15,345 Common Stock |
| Credit Suisse Equities | 26-Aug-2016 | 71,921.05 AUD | | 14,664 Common Stock |

| | | | | |
|--------------------------------------------|-------------|------------------|--|------------------------|
| (Australia) Limited | | | | |
| Credit Suisse Equities (Australia) Limited | 26-Aug-2016 | 6,672.45 AUD | | 1,370 Common Stock |
| Credit Suisse Equities (Australia) Limited | 26-Aug-2016 | 51,835.80 AUD | | -10,840 Common Stock |
| Credit Suisse Equities (Australia) Limited | 29-Aug-2016 | 219,610.03 AUD | | 53,536 Common Stock |
| Credit Suisse Equities (Australia) Limited | 29-Aug-2016 | 323,196.92 AUD | | 79,180 Common Stock |
| Credit Suisse Equities (Australia) Limited | 29-Aug-2016 | 110,088.90 AUD | | 25,348 Common Stock |
| Credit Suisse Equities (Australia) Limited | 29-Aug-2016 | 279,864.00 AUD | | 65,000 Common Stock |
| Credit Suisse Equities (Australia) Limited | 29-Aug-2016 | 182,762.73 AUD | | 42,895 Common Stock |
| Credit Suisse Equities (Australia) Limited | 29-Aug-2016 | 1,095.37 AUD | | -227 Common Stock |
| Credit Suisse Equities (Australia) Limited | 29-Aug-2016 | 49,119.02 AUD | | -10,299 Common Stock |
| Credit Suisse Equities (Australia) Limited | 29-Aug-2016 | 131,923.89 AUD | | -27,657 Common Stock |
| Credit Suisse Equities (Australia) Limited | 29-Aug-2016 | 21,402.45 AUD | | -4,479 Common Stock |
| Credit Suisse Equities (Australia) Limited | 30-Aug-2016 | 25,671.09 AUD | | 7,339 Common Stock |
| Credit Suisse Equities (Australia) Limited | 30-Aug-2016 | 581,581.08 AUD | | 167,121 Common Stock |
| Credit Suisse Equities (Australia) Limited | 30-Aug-2016 | 89,045.98 AUD | | 24,437 Common Stock |
| Credit Suisse Equities (Australia) Limited | 30-Aug-2016 | 281,435.18 AUD | | 72,490 Common Stock |
| Credit Suisse Equities (Australia) Limited | 30-Aug-2016 | 41,165.29 AUD | | 11,625 Common Stock |
| Credit Suisse Equities (Australia) Limited | 30-Aug-2016 | 10,264.22 AUD | | -2,106 Common Stock |
| Credit Suisse Equities (Australia) Limited | 30-Aug-2016 | 11,084.90 AUD | | -2,255 Common Stock |
| Credit Suisse Equities (Australia) Limited | 30-Aug-2016 | 87,288.42 AUD | | -17,842 Common Stock |
| Credit Suisse Equities (Australia) Limited | 30-Aug-2016 | 4,909.68 AUD | | -996 Common Stock |
| Credit Suisse Equities (Australia) Limited | 30-Aug-2016 | 4,737.96 AUD | | -963 Common Stock |
| Credit Suisse Equities (Australia) Limited | 31-Aug-2016 | 51,102.82 AUD | | 14,570 Common Stock |
| Credit Suisse Equities (Australia) Limited | 31-Aug-2016 | 158,226.15 AUD | | 45,449 Common Stock |
| Credit Suisse Equities (Australia) Limited | 31-Aug-2016 | 1,571,952.96 AUD | | 446,400 Common Stock |
| Credit Suisse Equities (Australia) Limited | 31-Aug-2016 | 2,562,142.12 AUD | | 812,553 Common Stock |
| Credit Suisse Equities (Australia) Limited | 31-Aug-2016 | 6,273,981.95 AUD | | 1,989,719 Common Stock |
| Credit Suisse Equities (Australia) Limited | 31-Aug-2016 | 126,166.83 AUD | | 35,566 Common Stock |
| Credit Suisse Equities (Australia) Limited | 31-Aug-2016 | 160,490.30 AUD | | -39,256 Common Stock |
| Credit Suisse Equities (Australia) Limited | 31-Aug-2016 | 485,890.11 AUD | | -116,526 Common Stock |
| Credit Suisse Equities (Australia) Limited | 31-Aug-2016 | 113,655.00 AUD | | -27,617 Common Stock |
| Credit Suisse Equities (Australia) Limited | 31-Aug-2016 | 679,076.16 AUD | | -166,800 Common Stock |
| Credit Suisse Equities (Australia) Limited | 31-Aug-2016 | 124,585.88 AUD | | -30,538 Common Stock |
| Credit Suisse Equities (Australia) Limited | 31-Aug-2016 | 406,122.66 AUD | | -99,618 Common Stock |
| Credit Suisse Equities | 31-Aug-2016 | 396,604.01 AUD | | -97,038 Common Stock |

| | | | | |
|--------------------------------------------|-------------|------------------|--|-----------------------|
| (Australia) Limited | | | | |
| Credit Suisse Equities (Australia) Limited | 31-Aug-2016 | 124,306.55 AUD | | -30,132 Common Stock |
| Credit Suisse Equities (Australia) Limited | 01-Sep-2016 | 3,094.61 AUD | | 932 Common Stock |
| Credit Suisse Equities (Australia) Limited | 01-Sep-2016 | 1,437.88 AUD | | 412 Common Stock |
| Credit Suisse Equities (Australia) Limited | 01-Sep-2016 | 16,642.90 AUD | | 5,009 Common Stock |
| Credit Suisse Equities (Australia) Limited | 01-Sep-2016 | 69,112.76 AUD | | 20,088 Common Stock |
| Credit Suisse Equities (Australia) Limited | 01-Sep-2016 | 32,051.46 AUD | | 8,978 Common Stock |
| Credit Suisse Equities (Australia) Limited | 01-Sep-2016 | 1,552,122.87 AUD | | -431,853 Common Stock |
| Credit Suisse Equities (Australia) Limited | 01-Sep-2016 | 54,877.31 AUD | | -15,196 Common Stock |
| Credit Suisse Equities (Australia) Limited | 01-Sep-2016 | 7,425.64 AUD | | -2,108 Common Stock |
| Credit Suisse Equities (Australia) Limited | 01-Sep-2016 | 36,075.30 AUD | | -9,500 Common Stock |
| Credit Suisse Equities (Australia) Limited | 01-Sep-2016 | 120,389.95 AUD | | -33,056 Common Stock |
| Credit Suisse Equities (Australia) Limited | 01-Sep-2016 | 300,281.49 AUD | | -82,882 Common Stock |
| Credit Suisse Equities (Australia) Limited | 01-Sep-2016 | 40,351.74 AUD | | -10,240 Common Stock |
| Credit Suisse Equities (Australia) Limited | 01-Sep-2016 | 11,882.81 AUD | | -3,132 Common Stock |
| Credit Suisse Equities (Australia) Limited | 02-Sep-2016 | 2,190.70 AUD | | 650 Common Stock |
| Credit Suisse Equities (Australia) Limited | 02-Sep-2016 | 12,083.25 AUD | | 3,815 Common Stock |
| Credit Suisse Equities (Australia) Limited | 02-Sep-2016 | 184,357.65 AUD | | 57,894 Common Stock |
| Credit Suisse Equities (Australia) Limited | 02-Sep-2016 | 29,481.31 AUD | | 9,236 Common Stock |
| Credit Suisse Equities (Australia) Limited | 02-Sep-2016 | 127,432.61 AUD | | -37,489 Common Stock |
| Credit Suisse Equities (Australia) Limited | 02-Sep-2016 | 163,522.22 AUD | | -48,003 Common Stock |
| Credit Suisse Equities (Australia) Limited | 02-Sep-2016 | 698,078.67 AUD | | -203,172 Common Stock |
| Credit Suisse Equities (Australia) Limited | 02-Sep-2016 | 26,636.61 AUD | | -7,829 Common Stock |
| Credit Suisse Equities (Australia) Limited | 02-Sep-2016 | 926,118.34 AUD | | -268,939 Common Stock |
| Credit Suisse Equities (Australia) Limited | 02-Sep-2016 | 158,896.80 AUD | | -46,400 Common Stock |
| Credit Suisse Equities (Australia) Limited | 02-Sep-2016 | 37,250.21 AUD | | -10,838 Common Stock |
| Credit Suisse Equities (Australia) Limited | 02-Sep-2016 | 72,334.50 AUD | | -21,000 Common Stock |
| Credit Suisse Equities (Australia) Limited | 02-Sep-2016 | 55,563.23 AUD | | -16,194 Common Stock |
| Credit Suisse Equities (Australia) Limited | 05-Sep-2016 | 804,733.47 AUD | | 308,457 Common Stock |
| Credit Suisse Equities (Australia) Limited | 05-Sep-2016 | 136,391.36 AUD | | 49,351 Common Stock |
| Credit Suisse Equities (Australia) Limited | 05-Sep-2016 | 110,102.92 AUD | | 41,807 Common Stock |
| Credit Suisse Equities (Australia) Limited | 05-Sep-2016 | 75,111.62 AUD | | 27,400 Common Stock |
| Credit Suisse Equities (Australia) Limited | 05-Sep-2016 | 335,834.50 AUD | | 132,500 Common Stock |
| Credit Suisse Equities (Australia) Limited | 05-Sep-2016 | 33,200.00 AUD | | -10,000 Common Stock |
| Credit Suisse Equities | 05-Sep-2016 | 16,642.63 AUD | | -4,890 Common Stock |

| | | | | |
|--------------------------------------------|-------------|----------------|--|-----------------------|
| (Australia) Limited | | | | |
| Credit Suisse Equities (Australia) Limited | 05-Sep-2016 | 87,828.54 AUD | | -25,351 Common Stock |
| Credit Suisse Equities (Australia) Limited | 05-Sep-2016 | 254,473.03 AUD | | -75,424 Common Stock |
| Credit Suisse Equities (Australia) Limited | 05-Sep-2016 | 33,178.40 AUD | | -9,904 Common Stock |
| Credit Suisse Equities (Australia) Limited | 05-Sep-2016 | 144,565.09 AUD | | -43,248 Common Stock |
| Credit Suisse Equities (Australia) Limited | 05-Sep-2016 | 31,692.34 AUD | | -8,978 Common Stock |
| Credit Suisse Equities (Australia) Limited | 05-Sep-2016 | 678,740.00 AUD | | -200,000 Common Stock |
| Credit Suisse Equities (Australia) Limited | 05-Sep-2016 | 207,484.97 AUD | | -61,592 Common Stock |
| Credit Suisse Equities (Australia) Limited | 05-Sep-2016 | 7,604.90 AUD | | -2,260 Common Stock |
| Credit Suisse Equities (Australia) Limited | 05-Sep-2016 | 202,593.44 AUD | | -60,090 Common Stock |
| Credit Suisse Equities (Australia) Limited | 06-Sep-2016 | 21,636.74 AUD | | 7,783 Common Stock |
| Credit Suisse Equities (Australia) Limited | 06-Sep-2016 | 90,033.41 AUD | | 30,428 Common Stock |
| Credit Suisse Equities (Australia) Limited | 06-Sep-2016 | 80,130.49 AUD | | 27,116 Common Stock |
| Credit Suisse Equities (Australia) Limited | 06-Sep-2016 | 22,104.75 AUD | | 7,500 Common Stock |
| Credit Suisse Equities (Australia) Limited | 06-Sep-2016 | 45,785.09 AUD | | 15,645 Common Stock |
| Credit Suisse Equities (Australia) Limited | 06-Sep-2016 | 69,150.70 AUD | | 24,096 Common Stock |
| Credit Suisse Equities (Australia) Limited | 06-Sep-2016 | 75,996.63 AUD | | -24,045 Common Stock |
| Credit Suisse Equities (Australia) Limited | 06-Sep-2016 | 37,273.28 AUD | | -11,789 Common Stock |
| Credit Suisse Equities (Australia) Limited | 06-Sep-2016 | 2,358.32 AUD | | -719 Common Stock |
| Credit Suisse Equities (Australia) Limited | 06-Sep-2016 | 124,415.35 AUD | | -39,181 Common Stock |
| Credit Suisse Equities (Australia) Limited | 06-Sep-2016 | 16,887.04 AUD | | -5,330 Common Stock |
| Credit Suisse Equities (Australia) Limited | 06-Sep-2016 | 113,411.24 AUD | | -35,991 Common Stock |
| Credit Suisse Equities (Australia) Limited | 06-Sep-2016 | 9,630.00 AUD | | -3,000 Common Stock |
| Credit Suisse Equities (Australia) Limited | 06-Sep-2016 | 60,606.41 AUD | | -19,129 Common Stock |
| Credit Suisse Equities (Australia) Limited | 07-Sep-2016 | 12,296.62 AUD | | 3,801 Common Stock |
| Credit Suisse Equities (Australia) Limited | 07-Sep-2016 | 56,144.05 AUD | | 17,442 Common Stock |
| Credit Suisse Equities (Australia) Limited | 07-Sep-2016 | 6,250.00 AUD | | 2,000 Common Stock |
| Credit Suisse Equities (Australia) Limited | 07-Sep-2016 | 214,300.49 AUD | | 67,316 Common Stock |
| Credit Suisse Equities (Australia) Limited | 07-Sep-2016 | 72,420.17 AUD | | -27,435 Common Stock |
| Credit Suisse Equities (Australia) Limited | 07-Sep-2016 | 8,694.20 AUD | | -3,608 Common Stock |
| Credit Suisse Equities (Australia) Limited | 07-Sep-2016 | 96,610.56 AUD | | -34,752 Common Stock |
| Credit Suisse Equities (Australia) Limited | 07-Sep-2016 | 588,979.82 AUD | | -227,379 Common Stock |
| Credit Suisse Equities (Australia) Limited | 07-Sep-2016 | 1,857.35 AUD | | -743 Common Stock |
| Credit Suisse Equities (Australia) Limited | 07-Sep-2016 | 888,498.03 AUD | | -348,841 Common Stock |
| Credit Suisse Equities | 07-Sep-2016 | 49,032.90 AUD | | -15,566 Common Stock |

| | | | | |
|--------------------------------------------|-------------|----------------|--|-----------------------|
| (Australia) Limited | | | | |
| Credit Suisse Equities (Australia) Limited | 07-Sep-2016 | 2,151.13 AUD | | -847 Common Stock |
| Credit Suisse Equities (Australia) Limited | 07-Sep-2016 | 124.44 AUD | | -51 Common Stock |
| Credit Suisse Equities (Australia) Limited | 08-Sep-2016 | 9,187.89 AUD | | 2,889 Common Stock |
| Credit Suisse Equities (Australia) Limited | 08-Sep-2016 | 11,104.03 AUD | | 3,528 Common Stock |
| Credit Suisse Equities (Australia) Limited | 08-Sep-2016 | 64,910.22 AUD | | -23,349 Common Stock |
| Credit Suisse Equities (Australia) Limited | 08-Sep-2016 | 10,729.39 AUD | | -3,627 Common Stock |
| Credit Suisse Equities (Australia) Limited | 08-Sep-2016 | 80,180.16 AUD | | -27,200 Common Stock |
| Credit Suisse Equities (Australia) Limited | 08-Sep-2016 | 26,145.00 AUD | | -9,000 Common Stock |
| Credit Suisse Equities (Australia) Limited | 08-Sep-2016 | 89,059.84 AUD | | -29,764 Common Stock |
| Credit Suisse Equities (Australia) Limited | 08-Sep-2016 | 182,043.53 AUD | | -62,061 Common Stock |
| Credit Suisse Equities (Australia) Limited | 09-Sep-2016 | 19,411.78 AUD | | 6,033 Common Stock |
| Credit Suisse Equities (Australia) Limited | 09-Sep-2016 | 29,892.99 AUD | | 9,300 Common Stock |
| Credit Suisse Equities (Australia) Limited | 09-Sep-2016 | 37,138.38 AUD | | -11,588 Common Stock |
| Credit Suisse Equities (Australia) Limited | 09-Sep-2016 | 165,748.67 AUD | | -51,438 Common Stock |
| Credit Suisse Equities (Australia) Limited | 09-Sep-2016 | 62,424.79 AUD | | -19,392 Common Stock |
| Credit Suisse Equities (Australia) Limited | 09-Sep-2016 | 9,302.58 AUD | | -2,889 Common Stock |
| Credit Suisse Equities (Australia) Limited | 09-Sep-2016 | 17,667.95 AUD | | -5,589 Common Stock |
| Credit Suisse Equities (Australia) Limited | 09-Sep-2016 | 127,653.68 AUD | | -39,644 Common Stock |
| Credit Suisse Equities (Australia) Limited | 09-Sep-2016 | 4,548.96 AUD | | -1,404 Common Stock |
| Credit Suisse Equities (Australia) Limited | 09-Sep-2016 | 88,890.21 AUD | | -27,487 Common Stock |
| Credit Suisse Equities (Australia) Limited | 09-Sep-2016 | 482,081.65 AUD | | -150,317 Common Stock |
| Credit Suisse Equities (Australia) Limited | 12-Sep-2016 | 16,695.71 AUD | | 5,257 Common Stock |
| Credit Suisse Equities (Australia) Limited | 12-Sep-2016 | 3,328.95 AUD | | -1,062 Common Stock |
| Credit Suisse Equities (Australia) Limited | 12-Sep-2016 | 20,130.10 AUD | | -6,382 Common Stock |
| Credit Suisse Equities (Australia) Limited | 12-Sep-2016 | 344,161.92 AUD | | -108,912 Common Stock |
| Credit Suisse Equities (Australia) Limited | 12-Sep-2016 | 6,460.00 AUD | | -2,000 Common Stock |
| Credit Suisse Equities (Australia) Limited | 12-Sep-2016 | 19,700.77 AUD | | -6,223 Common Stock |
| Credit Suisse Equities (Australia) Limited | 13-Sep-2016 | 25,536.68 AUD | | 8,010 Common Stock |
| Credit Suisse Equities (Australia) Limited | 13-Sep-2016 | 148,506.00 AUD | | -46,700 Common Stock |
| Credit Suisse Equities (Australia) Limited | 13-Sep-2016 | 400.71 AUD | | -125 Common Stock |
| Credit Suisse Equities (Australia) Limited | 13-Sep-2016 | 23,913.95 AUD | | -7,429 Common Stock |
| Credit Suisse Equities (Australia) Limited | 13-Sep-2016 | 30,115.37 AUD | | -9,387 Common Stock |
| Credit Suisse Equities (Australia) Limited | 13-Sep-2016 | 27,573.78 AUD | | -8,671 Common Stock |
| Credit Suisse Equities | 14-Sep-2016 | 49,760.81 AUD | | 15,599 Common Stock |

| | | | | |
|--------------------------------------------|-------------|----------------|--|----------------------|
| (Australia) Limited | | | | |
| Credit Suisse Equities (Australia) Limited | 14-Sep-2016 | 77,363.68 AUD | | 25,114 Common Stock |
| Credit Suisse Equities (Australia) Limited | 14-Sep-2016 | 12,921.46 AUD | | -4,079 Common Stock |
| Credit Suisse Equities (Australia) Limited | 14-Sep-2016 | 29,391.88 AUD | | -9,288 Common Stock |
| Credit Suisse Equities (Australia) Limited | 14-Sep-2016 | 29,447.52 AUD | | -9,300 Common Stock |
| Credit Suisse Equities (Australia) Limited | 15-Sep-2016 | 3,992.17 AUD | | 1,300 Common Stock |
| Credit Suisse Equities (Australia) Limited | 15-Sep-2016 | 46,520.67 AUD | | 15,110 Common Stock |
| Credit Suisse Equities (Australia) Limited | 15-Sep-2016 | 438.78 AUD | | 142 Common Stock |
| Credit Suisse Equities (Australia) Limited | 15-Sep-2016 | 10,044.50 AUD | | -3,145 Common Stock |
| Credit Suisse Equities (Australia) Limited | 15-Sep-2016 | 32,484.83 AUD | | -10,191 Common Stock |
| Credit Suisse Equities (Australia) Limited | 16-Sep-2016 | 4,706.35 AUD | | 1,470 Common Stock |
| Credit Suisse Equities (Australia) Limited | 16-Sep-2016 | 3,155.07 AUD | | 982 Common Stock |
| Credit Suisse Equities (Australia) Limited | 16-Sep-2016 | 26,905.76 AUD | | 8,407 Common Stock |
| Credit Suisse Equities (Australia) Limited | 16-Sep-2016 | 37,289.60 AUD | | 11,653 Common Stock |
| Credit Suisse Equities (Australia) Limited | 16-Sep-2016 | 72,132.96 AUD | | 23,344 Common Stock |
| Credit Suisse Equities (Australia) Limited | 16-Sep-2016 | 8,554.83 AUD | | 2,660 Common Stock |
| Credit Suisse Equities (Australia) Limited | 16-Sep-2016 | 170,619.77 AUD | | 52,848 Common Stock |
| Credit Suisse Equities (Australia) Limited | 16-Sep-2016 | 130,703.91 AUD | | 42,299 Common Stock |
| Credit Suisse Equities (Australia) Limited | 16-Sep-2016 | 130,703.91 AUD | | -42,299 Common Stock |
| Credit Suisse Equities (Australia) Limited | 16-Sep-2016 | 1,523.28 AUD | | -489 Common Stock |
| Credit Suisse Equities (Australia) Limited | 19-Sep-2016 | 12,326.09 AUD | | 3,830 Common Stock |
| Credit Suisse Equities (Australia) Limited | 19-Sep-2016 | 25,320.99 AUD | | -8,267 Common Stock |
| Credit Suisse Equities (Australia) Limited | 19-Sep-2016 | 244,472.00 AUD | | -80,000 Common Stock |
| Credit Suisse Equities (Australia) Limited | 19-Sep-2016 | 98,982.43 AUD | | -32,449 Common Stock |
| Credit Suisse Equities (Australia) Limited | 20-Sep-2016 | 63,008.71 AUD | | 19,574 Common Stock |
| Credit Suisse Equities (Australia) Limited | 20-Sep-2016 | 11,179.03 AUD | | 3,461 Common Stock |
| Credit Suisse Equities (Australia) Limited | 20-Sep-2016 | 76,967.12 AUD | | -23,911 Common Stock |
| Credit Suisse Equities (Australia) Limited | 20-Sep-2016 | 263.08 AUD | | -82 Common Stock |
| Credit Suisse Equities (Australia) Limited | 20-Sep-2016 | 169,113.60 AUD | | -52,848 Common Stock |
| Credit Suisse Equities (Australia) Limited | 20-Sep-2016 | 192,708.00 AUD | | -60,000 Common Stock |
| Credit Suisse Equities (Australia) Limited | 20-Sep-2016 | 141,710.66 AUD | | -44,067 Common Stock |
| Credit Suisse Equities (Australia) Limited | 21-Sep-2016 | 19,790.59 AUD | | 6,122 Common Stock |
| Credit Suisse Equities (Australia) Limited | 21-Sep-2016 | 69,280.27 AUD | | 21,449 Common Stock |
| Credit Suisse Equities (Australia) Limited | 21-Sep-2016 | 24,568.83 AUD | | 7,590 Common Stock |
| Credit Suisse Equities | 21-Sep-2016 | 90,823.05 AUD | | 28,076 Common Stock |

| | | | | |
|--------------------------------------------|-------------|----------------|--|----------------------|
| (Australia) Limited | | | | |
| Credit Suisse Equities (Australia) Limited | 21-Sep-2016 | 69,280.27 AUD | | -21,449 Common Stock |
| Credit Suisse Equities (Australia) Limited | 21-Sep-2016 | 1,856.00 AUD | | -580 Common Stock |
| Credit Suisse Equities (Australia) Limited | 22-Sep-2016 | 11,544.40 AUD | | 3,500 Common Stock |
| Credit Suisse Equities (Australia) Limited | 22-Sep-2016 | 40,712.62 AUD | | 12,278 Common Stock |
| Credit Suisse Equities (Australia) Limited | 22-Sep-2016 | 10,790.98 AUD | | 3,261 Common Stock |
| Credit Suisse Equities (Australia) Limited | 22-Sep-2016 | 114,680.03 AUD | | 34,240 Common Stock |
| Credit Suisse Equities (Australia) Limited | 22-Sep-2016 | 20,551.32 AUD | | 6,343 Common Stock |
| Credit Suisse Equities (Australia) Limited | 22-Sep-2016 | 11,668.68 AUD | | 3,561 Common Stock |
| Credit Suisse Equities (Australia) Limited | 22-Sep-2016 | 626.47 AUD | | 188 Common Stock |
| Credit Suisse Equities (Australia) Limited | 22-Sep-2016 | 3,207.87 AUD | | 981 Common Stock |
| Credit Suisse Equities (Australia) Limited | 22-Sep-2016 | 55,474.16 AUD | | -17,228 Common Stock |
| Credit Suisse Equities (Australia) Limited | 22-Sep-2016 | 18,436.31 AUD | | -5,740 Common Stock |
| Credit Suisse Equities (Australia) Limited | 22-Sep-2016 | 10,355.83 AUD | | -3,222 Common Stock |
| Credit Suisse Equities (Australia) Limited | 22-Sep-2016 | 24,481.47 AUD | | -7,639 Common Stock |
| Credit Suisse Equities (Australia) Limited | 22-Sep-2016 | 20,551.32 AUD | | -6,343 Common Stock |
| Credit Suisse Equities (Australia) Limited | 22-Sep-2016 | 322.01 AUD | | -100 Common Stock |
| Credit Suisse Equities (Australia) Limited | 22-Sep-2016 | 5,877.24 AUD | | -1,834 Common Stock |
| Credit Suisse Equities (Australia) Limited | 23-Sep-2016 | 40,220.07 AUD | | 11,529 Common Stock |
| Credit Suisse Equities (Australia) Limited | 23-Sep-2016 | 77,908.36 AUD | | 22,285 Common Stock |
| Credit Suisse Equities (Australia) Limited | 23-Sep-2016 | 57,828.42 AUD | | 17,109 Common Stock |
| Credit Suisse Equities (Australia) Limited | 23-Sep-2016 | 6,950.00 AUD | | 2,000 Common Stock |
| Credit Suisse Equities (Australia) Limited | 23-Sep-2016 | 11,727.24 AUD | | 3,364 Common Stock |
| Credit Suisse Equities (Australia) Limited | 23-Sep-2016 | 11,161.89 AUD | | 3,201 Common Stock |
| Credit Suisse Equities (Australia) Limited | 23-Sep-2016 | 37,297.51 AUD | | 10,698 Common Stock |
| Credit Suisse Equities (Australia) Limited | 23-Sep-2016 | 21,669.18 AUD | | 6,411 Common Stock |
| Credit Suisse Equities (Australia) Limited | 23-Sep-2016 | 257.66 AUD | | 74 Common Stock |
| Credit Suisse Equities (Australia) Limited | 23-Sep-2016 | 798.10 AUD | | -246 Common Stock |
| Credit Suisse Equities (Australia) Limited | 23-Sep-2016 | 11,226.34 AUD | | -3,475 Common Stock |
| Credit Suisse Equities (Australia) Limited | 23-Sep-2016 | 3,226.77 AUD | | -999 Common Stock |
| Credit Suisse Equities (Australia) Limited | 23-Sep-2016 | 18,411.57 AUD | | -5,700 Common Stock |
| Credit Suisse Equities (Australia) Limited | 23-Sep-2016 | 57,828.42 AUD | | -17,109 Common Stock |
| Credit Suisse Equities (Australia) Limited | 23-Sep-2016 | 121,165.81 AUD | | -37,551 Common Stock |
| Credit Suisse Equities (Australia) Limited | 26-Sep-2016 | 18,484.32 AUD | | 5,295 Common Stock |
| Credit Suisse Equities | 26-Sep-2016 | 14,987.19 AUD | | 4,311 Common Stock |

| | | | | |
|--------------------------------------------|-------------|----------------|--|-----------------------|
| (Australia) Limited | | | | |
| Credit Suisse Equities (Australia) Limited | 26-Sep-2016 | 8,484.73 AUD | | 2,438 Common Stock |
| Credit Suisse Equities (Australia) Limited | 26-Sep-2016 | 391.88 AUD | | 112 Common Stock |
| Credit Suisse Equities (Australia) Limited | 26-Sep-2016 | 14,300.80 AUD | | 4,100 Common Stock |
| Credit Suisse Equities (Australia) Limited | 26-Sep-2016 | 334.97 AUD | | -100 Common Stock |
| Credit Suisse Equities (Australia) Limited | 26-Sep-2016 | 3,014.96 AUD | | -892 Common Stock |
| Credit Suisse Equities (Australia) Limited | 26-Sep-2016 | 11,062.49 AUD | | -3,315 Common Stock |
| Credit Suisse Equities (Australia) Limited | 26-Sep-2016 | 132,888.00 AUD | | -40,000 Common Stock |
| Credit Suisse Equities (Australia) Limited | 27-Sep-2016 | 24,129.57 AUD | | 6,930 Common Stock |
| Credit Suisse Equities (Australia) Limited | 27-Sep-2016 | 41,327.70 AUD | | 11,910 Common Stock |
| Credit Suisse Equities (Australia) Limited | 27-Sep-2016 | 3,564.23 AUD | | 1,025 Common Stock |
| Credit Suisse Equities (Australia) Limited | 27-Sep-2016 | 24,505.46 AUD | | 7,042 Common Stock |
| Credit Suisse Equities (Australia) Limited | 27-Sep-2016 | 1,870.55 AUD | | 539 Common Stock |
| Credit Suisse Equities (Australia) Limited | 27-Sep-2016 | 10,491.39 AUD | | -2,989 Common Stock |
| Credit Suisse Equities (Australia) Limited | 27-Sep-2016 | 10,377.02 AUD | | -2,968 Common Stock |
| Credit Suisse Equities (Australia) Limited | 27-Sep-2016 | 41,327.70 AUD | | -11,910 Common Stock |
| Credit Suisse Equities (Australia) Limited | 27-Sep-2016 | 641,680.86 AUD | | -184,513 Common Stock |
| Credit Suisse Equities (Australia) Limited | 27-Sep-2016 | 1,662.98 AUD | | -474 Common Stock |
| Credit Suisse Equities (Australia) Limited | 27-Sep-2016 | 7,779.94 AUD | | -2,236 Common Stock |
| Credit Suisse Equities (Australia) Limited | 28-Sep-2016 | 43,750.00 AUD | | 12,500 Common Stock |
| Credit Suisse Equities (Australia) Limited | 28-Sep-2016 | 10,114.91 AUD | | 2,907 Common Stock |
| Credit Suisse Equities (Australia) Limited | 28-Sep-2016 | 1,380.85 AUD | | -396 Common Stock |
| Credit Suisse Equities (Australia) Limited | 28-Sep-2016 | 201.26 AUD | | -58 Common Stock |
| Credit Suisse Equities (Australia) Limited | 28-Sep-2016 | 222,336.77 AUD | | -63,945 Common Stock |
| Credit Suisse Equities (Australia) Limited | 29-Sep-2016 | 24,620.38 AUD | | 7,132 Common Stock |
| Credit Suisse Equities (Australia) Limited | 29-Sep-2016 | 15,177.78 AUD | | -4,374 Common Stock |
| Credit Suisse Equities (Australia) Limited | 29-Sep-2016 | 100.63 AUD | | -29 Common Stock |
| Credit Suisse Equities (Australia) Limited | 29-Sep-2016 | 144,567.84 AUD | | -41,643 Common Stock |
| Credit Suisse Equities (Australia) Limited | 29-Sep-2016 | 3,563.82 AUD | | -1,025 Common Stock |
| Credit Suisse Equities (Australia) Limited | 30-Sep-2016 | 6,049.39 AUD | | 1,808 Common Stock |
| Credit Suisse Equities (Australia) Limited | 30-Sep-2016 | 149,291.39 AUD | | -43,179 Common Stock |
| Credit Suisse Equities (Australia) Limited | 30-Sep-2016 | 479,926.25 AUD | | -138,703 Common Stock |
| Credit Suisse Equities (Australia) Limited | 30-Sep-2016 | 25,255.72 AUD | | -7,276 Common Stock |
| Credit Suisse Equities (Australia) Limited | 30-Sep-2016 | 43,000.00 AUD | | -12,500 Common Stock |
| Credit Suisse Equities | 03-Oct-2016 | 11,328.55 AUD | | 3,393 Common Stock |

| | | | | |
|--------------------------------------------|-------------|-------------------------------|------------------------------------------------|----------------------|
| (Australia) Limited | | | | |
| Credit Suisse Equities (Australia) Limited | 03-Oct-2016 | 33,922.95 AUD | | 10,132 Common Stock |
| Credit Suisse Equities (Australia) Limited | 04-Oct-2016 | 34,853.28 AUD | | 10,373 Common Stock |
| Credit Suisse Equities (Australia) Limited | 04-Oct-2016 | 1,161.60 AUD | | 352 Common Stock |
| Credit Suisse Equities (Australia) Limited | 04-Oct-2016 | 3,379.76 AUD | | 1,018 Common Stock |
| Credit Suisse Equities (Australia) Limited | 04-Oct-2016 | 174,292.70 AUD | | 52,848 Common Stock |
| Credit Suisse Equities (Australia) Limited | 04-Oct-2016 | 34,853.28 AUD | | -10,373 Common Stock |
| Credit Suisse Equities (Australia) Limited | 04-Oct-2016 | 24.29 AUD | | -7 Common Stock |
| Credit Suisse Equities (Australia) Limited | 04-Oct-2016 | 465.60 AUD | | -135 Common Stock |
| Credit Suisse Equities (Australia) Limited | 04-Oct-2016 | 7,188.25 AUD | | -2,087 Common Stock |
| Credit Suisse Equities (Australia) Limited | 05-Oct-2016 | 47,160.93 AUD | | -14,123 Common Stock |
| Credit Suisse Equities (Australia) Limited | 05-Oct-2016 | 34,191.89 AUD | | -10,242 Common Stock |
| Credit Suisse Equities (Australia) Limited | 05-Oct-2016 | 6,053.18 AUD | | -1,808 Common Stock |
| Credit Suisse Equities (Australia) Limited | 06-Oct-2016 | 3,192.32 AUD | | 1,019 Common Stock |
| Credit Suisse Equities (Australia) Limited | 06-Oct-2016 | 289,112.39 AUD | | 92,165 Common Stock |
| Credit Suisse Equities (Australia) Limited | 06-Oct-2016 | 54,720.00 AUD | | 18,000 Common Stock |
| Credit Suisse Equities (Australia) Limited | 06-Oct-2016 | 132,600.31 AUD | | -40,188 Common Stock |
| Credit Suisse Equities (Australia) Limited | 06-Oct-2016 | 45,638.76 AUD | | -13,752 Common Stock |
| Credit Suisse Equities (Australia) Limited | 06-Oct-2016 | 87,209.08 AUD | | -26,431 Common Stock |
| Credit Suisse Equities (Australia) Limited | 06-Oct-2016 | 501.60 AUD | | -152 Common Stock |
| Credit Suisse Equities (Australia) Limited | 07-Oct-2016 | 33,410.30 AUD | | 11,000 Common Stock |
| Credit Suisse Equities (Australia) Limited | 07-Oct-2016 | 2,252.32 AUD | | 746 Common Stock |
| Credit Suisse Equities (Australia) Limited | 07-Oct-2016 | 917.72 AUD | | 296 Common Stock |
| Credit Suisse Equities (Australia) Limited | 07-Oct-2016 | 72,692.16 AUD | | 23,679 Common Stock |
| Credit Suisse Equities (Australia) Limited | 07-Oct-2016 | 16,848.00 AUD | | 5,616 Common Stock |
| Credit Suisse Equities (Australia) Limited | 07-Oct-2016 | 113,243.30 AUD | | 37,146 Common Stock |
| Credit Suisse Equities (Australia) Limited | 07-Oct-2016 | 41,615.04 AUD | | 13,400 Common Stock |
| Credit Suisse Securities (Europe) Limited | 09-Jun-2016 | Refer to Annexure F of Notice | Stock returned under Prime brokerage agreement | -2,064 Common Stock |
| Credit Suisse Securities (Europe) Limited | 09-Jun-2016 | Refer to Annexure F of Notice | Stock returned under Prime brokerage agreement | -764 Common Stock |
| Credit Suisse Securities (Europe) Limited | 10-Jun-2016 | Refer to Annexure F of Notice | Stock returned under Prime brokerage agreement | -9,445 Common Stock |
| Credit Suisse Securities (Europe) Limited | 17-Jun-2016 | 10,941.45 AUD | | 2,353 Common Stock |

| | | | | |
|-------------------------------------------|-------------|-------------------------------|------------------------------------------------|-------------------------|
| Credit Suisse Securities (Europe) Limited | 20-Jun-2016 | 730.05 AUD | | 155 Common Stock |
| Credit Suisse Securities (Europe) Limited | 22-Jun-2016 | Refer to Annexure F of Notice | Stock returned under Prime brokerage agreement | -100,000 Common Stock |
| Credit Suisse Securities (Europe) Limited | 30-Jun-2016 | 1,802.51 AUD | | 391 Common Stock |
| Credit Suisse Securities (Europe) Limited | 20-Jul-2016 | 1,421.90 AUD | | 295 Common Stock |
| Credit Suisse Securities (Europe) Limited | 03-Aug-2016 | 1,118.34 AUD | | -218 Common Stock |
| Credit Suisse Securities (Europe) Limited | 12-Aug-2016 | 3,289.30 AUD | | -635 Common Stock |
| Credit Suisse Securities (Europe) Limited | 31-Aug-2016 | 1,204.00 AUD | | 350 Common Stock |
| Credit Suisse Securities (Europe) Limited | 01-Sep-2016 | Refer to Annexure F of Notice | Stock returned under Prime brokerage agreement | -4,203 Common Stock |
| Credit Suisse Securities (Europe) Limited | 05-Sep-2016 | Refer to Annexure F of Notice | Stock borrowed under Prime brokerage agreement | 1,608,000 Common Stock |
| Credit Suisse Securities (Europe) Limited | 05-Sep-2016 | Refer to Annexure F of Notice | Stock borrowed under Prime brokerage agreement | 169,000 Common Stock |
| Credit Suisse Securities (Europe) Limited | 06-Sep-2016 | Refer to Annexure F of Notice | Stock borrowed under Prime brokerage agreement | 3,369,504 Common Stock |
| Credit Suisse Securities (Europe) Limited | 06-Sep-2016 | Refer to Annexure F of Notice | Stock returned under Prime brokerage agreement | -1,608,000 Common Stock |
| Credit Suisse Securities (Europe) Limited | 06-Sep-2016 | Refer to Annexure F of Notice | Stock returned under Prime brokerage agreement | -1,761,504 Common Stock |
| Credit Suisse Securities (Europe) Limited | 06-Sep-2016 | 16,970.56 AUD | | 5,792 Common Stock |
| Credit Suisse Securities (Europe) Limited | 15-Sep-2016 | 123,223.05 AUD | | 40,401 Common Stock |
| Credit Suisse Securities (Europe) Limited | 23-Sep-2016 | 673.92 AUD | | -208 Common Stock |
| Credit Suisse Securities (Europe) Limited | 27-Sep-2016 | Refer to Annexure F of Notice | Stock returned under Prime brokerage agreement | -169,000 Common Stock |
| Credit Suisse Securities (Europe) Limited | 27-Sep-2016 | Refer to Annexure F of Notice | Stock returned under Prime brokerage agreement | -3,369,504 Common Stock |
| Credit Suisse Securities (Europe) Limited | 06-Oct-2016 | Refer to Annexure F of Notice | Stock borrowed under Prime brokerage agreement | 3,351,000 Common Stock |
| Credit Suisse Securities (USA) LLC | 23-Aug-2016 | Refer to Annexure F of Notice | Stock borrowed under OSLA | 27,761 Common Stock |
| Credit Suisse Securities (USA) LLC | 29-Aug-2016 | Refer to Annexure F of Notice | Stock returned under OSLA | -2,105 Common Stock |

| | | | | |
|------------------------------------|-------------|-------------------------------|---------------------------|---------------------|
| Credit Suisse Securities (USA) LLC | 30-Aug-2016 | Refer to Annexure F of Notice | Stock borrowed under OSLA | 60,000 Common Stock |
| Credit Suisse Funds AG | 11-Jul-2016 | 61,377.13 AUD | | 11,829 Common Stock |
| Credit Suisse Funds AG | 19-Aug-2016 | 23,170.68 AUD | | 4,951 Common Stock |

This is Annexure "C" referred to in the Form 603 "Notice of initial substantial holder"

Signature

Credit Suisse Holdings (Australia) Limited (ACN 008 496 713)

print name James Wood capacity Authorised Signatory

sign here

date 13-Oct-2016



Annexure "D"

6. Associates


The reasons the persons named in paragraph 3 above are associates of the substantial holder are as follows:

| Name and ACN/ARSN (if applicable) | Nature of association |
|--------------------------------------------------------------|-------------------------|
| Credit Suisse (Hong Kong) Limited | Related body corporate. |
| Credit Suisse International (ARBN 062787106) | Related Body Corporate |
| Credit Suisse Securities (USA) LLC | Related Body Corporate |
| Credit Suisse Securities (Europe) Limited (ARBN 099554131) | Related Body Corporate |
| Credit Suisse Equities (Australia) Limited (ACN 068 232 708) | Related Body Corporate |
| Credit Suisse Funds AG | Related body corporate. |

This is Annexure "D" referred to in the Form 603 "Notice of initial substantial holder"

Signature

Credit Suisse Holdings (Australia) Limited (ACN 008 496 713)

| | | | |
|------------|------------------------------------------------------------------------------------|----------|----------------------|
| print name | James Wood | capacity | Authorised Signatory |
| sign here |  | date | 13-Oct-2016 |

Annexure "E"

7. Addresses

The addresses of persons named in this form are as follows:

| Name | Address |
|--------------------------------------------------------------|---------------------------------------------------------------------------------|
| Credit Suisse Holdings (Australia) Limited (ACN 008 496 713) | Level 31, Gateway, 1 Macquarie Place, Sydney NSW 2000, Australia |
| Credit Suisse Fourth Nominees Pty Limited (ACN 069 126 432) | Level 31, Gateway, 1 Macquarie Place, Sydney NSW 2000, Australia |
| Credit Suisse Equities (Australia) Limited (ACN 068 232 708) | Level 31, Gateway, 1 Macquarie Place, Sydney NSW 2000, Australia |
| Credit Suisse (Hong Kong) Limited | Level 21, International Commerce Centre, 1 Austin Road West, Kowloon, Hong Kong |
| Credit Suisse International (ARBN 062787106) | One Cabot Square, London, E14 4QJ |
| Credit Suisse Securities (USA) LLC | 11 Madison Avenue, New York, New York 10010, New York 10010 |
| Credit Suisse Securities (Europe) Limited (ARBN 099554131) | One Cabot Square, London, E14 4QJ |
| Credit Suisse Funds AG | Giesshübelstrasse 30, Zurich, 8045 |

This is Annexure "E" referred to in the Form 603 "Notice of initial substantial holder"

Signature

Credit Suisse Holdings (Australia) Limited (ACN 008 496 713)

print name James Wood

capacity Authorised Signatory

sign here

date 13-Oct-2016




Annexure "F"

This is Annexure "F" referred to in the Form 603 "Notice of initial substantial holder"



Signature

Credit Suisse Holdings (Australia) Limited (ACN 008 496 713)

| | | | |
|------------|-----------------------------------------------------------------------------------|----------|----------------------|
| print name | James Wood | capacity | Authorised Signatory |
| sign here |  | date | 13-Oct-2016 |

Prescribed information**Schedule**

| | |
|---------------------------------------------------|------------------------------------------------------------------------------------------------------------------------------------------------------------------------------------------------------------------------------------------------------------------------------|
| Type of agreement | Australian Securities Lending Agreement |
| Parties to agreement | Credit Suisse Equities (Australia) Limited and State Street Bank and Trust Company |
| Transfer date | 30-Aug-2016 |
| Holder of voting rights | Borrower |
| Are there any restrictions on voting rights? | No |
| If yes, detail | N/A |
| Scheduled return date (if any) | N/A |
| Does the borrower have the right to return early? | Yes |
| If yes, detail | At Will |
| Does the lender have the right to recall early? | Yes |
| If yes, detail | With 4 business days prior notice. |
| Will the securities be returned on settlement? | Yes |
| If yes, detail any exceptions | If an event of default occurs in respect of either the lender or the borrower, the obligation of the borrower to deliver the securities to the lender will be netted off against the obligation of the lender to return securities or cash held by the lender as collateral. |

Prescribed information**Schedule**

| | |
|---------------------------------------------------|------------------------------------------------------------------------------------------------------------------------------------------------------------------------------------------------------------------------------------------------------------------------------|
| Type of agreement | Australian Securities Lending Agreement |
| Parties to agreement | Credit Suisse Equities (Australia) Limited and National Australia Bank Ltd |
| Transfer date | 30-Sep-2016 |
| Holder of voting rights | Borrower |
| Are there any restrictions on voting rights? | No |
| If yes, detail | N/A |
| Scheduled return date (if any) | N/A |
| Does the borrower have the right to return early? | Yes |
| If yes, detail | At Will |
| Does the lender have the right to recall early? | Yes |
| If yes, detail | With 4 business days prior notice. |
| Will the securities be returned on settlement? | Yes |
| If yes, detail any exceptions | If an event of default occurs in respect of either the lender or the borrower, the obligation of the borrower to deliver the securities to the lender will be netted off against the obligation of the lender to return securities or cash held by the lender as collateral. |

Prescribed information**Schedule**

| | |
|---------------------------------------------------|------------------------------------------------------------------------------------------------------------------------------------------------------------------------------------------------------------------------------------------------------------------------------|
| Type of agreement | Master Prime Brokerage Securities Lending Agreement |
| Parties to agreement | Credit Suisse Securities (Europe) Limited and Integrated Core Strat (ASIA) |
| Transfer date | 09-June-2016 |
| Holder of voting rights | Borrower |
| Are there any restrictions on voting rights? | Yes |
| If yes, detail | Voting rights to be exercised in accordance with lender's instructions provided such instructions are received 5 days prior. |
| Scheduled return date (if any) | N/A |
| Does the borrower have the right to return early? | Yes |
| If yes, detail | At Will |
| Does the lender have the right to recall early? | Yes |
| If yes, detail | With 4 days prior written notice. |
| Will the securities be returned on settlement? | Yes |
| If yes, detail any exceptions | If an event of default occurs in respect of either the lender or the borrower, the obligation of the borrower to deliver the securities to the lender will be netted off against the obligation of the lender to return securities or cash held by the lender as collateral. |

Prescribed information**Schedule**

| | |
|---------------------------------------------------|------------------------------------------------------------------------------------------------------------------------------------------------------------------------------------------------------------------------------------------------------------------------------|
| Type of agreement | Master Prime Brokerage Securities Lending Agreement |
| Parties to agreement | Credit Suisse Securities (Europe) Limited and Atlantic Absolute Return Fund |
| Transfer date | 06-October-2016 |
| Holder of voting rights | Borrower |
| Are there any restrictions on voting rights? | Yes |
| If yes, detail | Voting rights to be exercised in accordance with lender's instructions provided such instructions are received 5 days prior. |
| Scheduled return date (if any) | N/A |
| Does the borrower have the right to return early? | Yes |
| If yes, detail | At Will |
| Does the lender have the right to recall early? | Yes |
| If yes, detail | With 4 days prior written notice. |
| Will the securities be returned on settlement? | Yes |
| If yes, detail any exceptions | If an event of default occurs in respect of either the lender or the borrower, the obligation of the borrower to deliver the securities to the lender will be netted off against the obligation of the lender to return securities or cash held by the lender as collateral. |

Prescribed information**Schedule**

| | |
|---------------------------------------------------|------------------------------------------------------------------------------------------------------------------------------------------------------------------------------------------------------------------------------------------------------------------------------|
| Type of agreement | Master Prime Brokerage Securities Lending Agreement |
| Parties to agreement | Credit Suisse Securities (Europe) Limited and Tasman Market Neutral Fund |
| Transfer date | 27-Sep-2016 |
| Holder of voting rights | Borrower |
| Are there any restrictions on voting rights? | Yes |
| If yes, detail | Voting rights to be exercised in accordance with lender's instructions provided such instructions are received 5 days prior. |
| Scheduled return date (if any) | N/A |
| Does the borrower have the right to return early? | Yes |
| If yes, detail | At Will |
| Does the lender have the right to recall early? | Yes |
| If yes, detail | With 4 days prior written notice. |
| Will the securities be returned on settlement? | Yes |
| If yes, detail any exceptions | If an event of default occurs in respect of either the lender or the borrower, the obligation of the borrower to deliver the securities to the lender will be netted off against the obligation of the lender to return securities or cash held by the lender as collateral. |

Prescribed information**Schedule**

| | |
|---------------------------------------------------|------------------------------------------------------------------------------------------------------------------------------------------------------------------------------------------------------------------------------------------------------------------------------|
| Type of agreement | Overseas Securities Lending Agreement |
| Parties to agreement | Credit Suisse Securities (USA) LLC Limited and State Street Bank and Trust and Company |
| Transfer date | 01-Sep-2016 |
| Holder of voting rights | Borrower |
| Are there any restrictions on voting rights? | No |
| If yes, detail | N/A |
| Scheduled return date (if any) | N/A |
| Does the borrower have the right to return early? | Yes |
| If yes, detail | At Will |
| Does the lender have the right to recall early? | Yes |
| If yes, detail | Next Business day. |
| Will the securities be returned on settlement? | Yes |
| If yes, detail any exceptions | If an event of default occurs in respect of either the lender or the borrower, the obligation of the borrower to deliver the securities to the lender will be netted off against the obligation of the lender to return securities or cash held by the lender as collateral. |