



**GLOBAL▲
GEOSCIENCE**

ASX: GSC

**Rhyolite Ridge
Lithium-Boron Project**

Nevada, USA

December 2016

Disclaimer

Important Information

This presentation has been prepared as a summary only and does not contain all information about Global Geoscience Limited's ("Global" or "the Company") assets and liabilities, financial position and performance, profits and losses, prospects, and the rights and liabilities attaching to Global's securities. The securities issued by Global are considered speculative and there is no guarantee that they will make a return on the capital invested, that dividends will be paid on the shares or that there will be an increase in the value of the shares in the future. Global does not purport to give financial or investment advice. No account has been taken of the objectives, financial situation or needs of any recipient of this presentation. Recipients of this presentation should carefully consider whether the securities issued by Global are an appropriate investment for them in light of their personal circumstances.

Investors should make and rely upon their own enquiries before deciding to acquire or deal in the Company's securities.

Forward Looking Statements

Various statements in this presentation constitute statements relating to intentions, future acts and events. Such statements are generally classified as "forward looking statements" and involve known and unknown risks, uncertainties and other important factors that could cause those future acts, events and circumstances to differ materially from what is presented or implicitly portrayed herein. Words such as "anticipates", "expects", "intends", "plans", "believes", "seeks", "estimates", "potential" and similar expressions are intended to identify forward-looking statements. Global cautions security

holders and prospective security holders not to place undue reliance on these forward-looking statements, which reflect the view of Global only as of the date of this presentation. The forward-looking statements made in this presentation relate only to events as of the date on which the statements are made.

Competent Persons Statement

The information in this report that relates to Exploration Results is based on information compiled by Bernard Rowe, a Competent Person who is a Member of the Australian Institute of Geoscientists. Bernard Rowe is a shareholder, employee and Managing Director of Global Geoscience Ltd. Mr Rowe has sufficient experience that is relevant to the style of mineralisation and type of deposit under consideration and to the activity being undertaken to qualify as a Competent Person as defined in the 2012 Edition of the 'Australasian Code for Reporting of Exploration Results, Mineral Resources and Ore Reserves'. Bernard Rowe consents to the inclusion in the report of the matters based on his information in the form and context in which it appears.

In respect of Mineral Resources referred to in this presentation and previously reported by the Company in accordance with JORC Code 2012, the Company confirms that it is not aware of any new information or data that materially affects the information included in the public report titled "Maiden Resource for South Basin at Nevada Lithium-Boron Project" dated 10 October, 2016 and released on ASX. Further information regarding the Mineral Resource estimate can be found in that report. All material assumptions and technical parameters underpinning the estimates in the report continue to apply and have not materially changed.

Investment Highlights

- **Strategic Asset**

- One of the largest lithium and boron deposits in the USA
- No other comparable deposits in North America
- Resource¹ containing 3.4 million tonnes of lithium carbonate and 11.3 million tonnes of boric acid
- Favourable jurisdiction, infrastructure, skilled workforce
- Option for 100% ownership interest

- **High Grade Searlesite Zone**

- 65Mt at 1.0% Li_2CO_3 and 9.1% H_3BO_3
- 650kt lithium carbonate and 5.9Mt boric acid
- Sufficient to support 3Mtpa operation over 20 years
- 20m thick, shallow and open in three directions

- **Potential For**

- Low-cost open-pit mining methods
- Low-cost, simple process route to produce lithium carbonate and boric acid on site
- Favourable economics compared to other sources of lithium
- Major, low-cost supplier in a strong market for both products



1. Refer to public report dated 10/10/2016 for further information regarding the Mineral Resource estimate.

Corporate Overview

Capital Structure

Shares	1066M
Options	24M
Cash	\$5M
Share Price	\$0.07
Market Cap.	\$75M

Directors

Bernard Rowe	Managing Director
Patrick Elliott	Non-Exec. Director
Gabriel Chiappini	Non-Exec. Director
Barnaby Egerton-Warburton	Non-Exec. Director



Major Shareholders

Top 20	60%
Directors	7 %

Technical Team

Bernard Rowe

- Qualified geologist with over 25 years international experience in mineral exploration and management
- Extensive exploration experience working in Nevada, Australia, West Africa and Scandinavia
- Founding shareholder of Global Geoscience and Managing Director since listing the company on the ASX in December 2007
- Actively involved in exploration in Nevada since 2003 and has extensive contacts within the region

Peter Ehren

- Extensive experience in process development and optimization for lithium, boron and potassium
- Worked on numerous lithium projects around the world
- Designed and developed the process in use at SQM's Salar de Atacama project in Chile and Orocobre's Olaroz project in Argentina
- Brine expertise will prove very valuable in the backend processing where lithium, boron and potassium will be extracted from the solution (brine) produced from leaching of the Rhyolite Ridge mineralisation

Peter Nicholson

- Qualified geologist with over 30 years experience in mining and exploration within Australia and overseas
- Played an integral role in the development of Savage Resources exploration projects in North and South America in the 1990s
- Involved in discovery and/or resource increases at multiple deposits in Australia and Peru
- Founding shareholder of Global Geoscience and has been involved in Nevada exploration since 2003

Silvio Bertolli

- Chemical engineer with over 40 years of experience in process design and technology development in the chemicals and metallurgical industries for rare and base metals with emphasis during the last decade on lithium clay deposits
- Successfully developed processes to extract lithium from clays, including pilot plant design and operation, engineering studies, cost estimating and economic analyses at the Kings Valley lithium-clay deposit in Nevada

Global Market – Lithium & Boron



- **Current Supply**

- Four companies currently produce 85% of world supply
- Nearly 60% of world's identified Li resources are in Bolivia, Chile and Argentina
- Only one mine in production in the USA

- **Rapid Growth in Demand Predicted**

- Driven by Electric Vehicles and Energy Storage
- Demand forecast to increase 70% by 2020 and 190% by 2025
- Lithium-ion battery market predicted to quadruple by 2020

- **Current Supply**

- Two companies currently produce majority of world supply: Rio Tinto and Eti Maden AS
- Only one major mine in production in the USA
- USA and Turkey main producers

- **Economics**

- Used in glass, fibre glass, ceramic and agriculture industries
- Borax US\$550-1100/t; Boric Acid US\$750-1250/t
- 1% boron converts to 5.7% boric acid

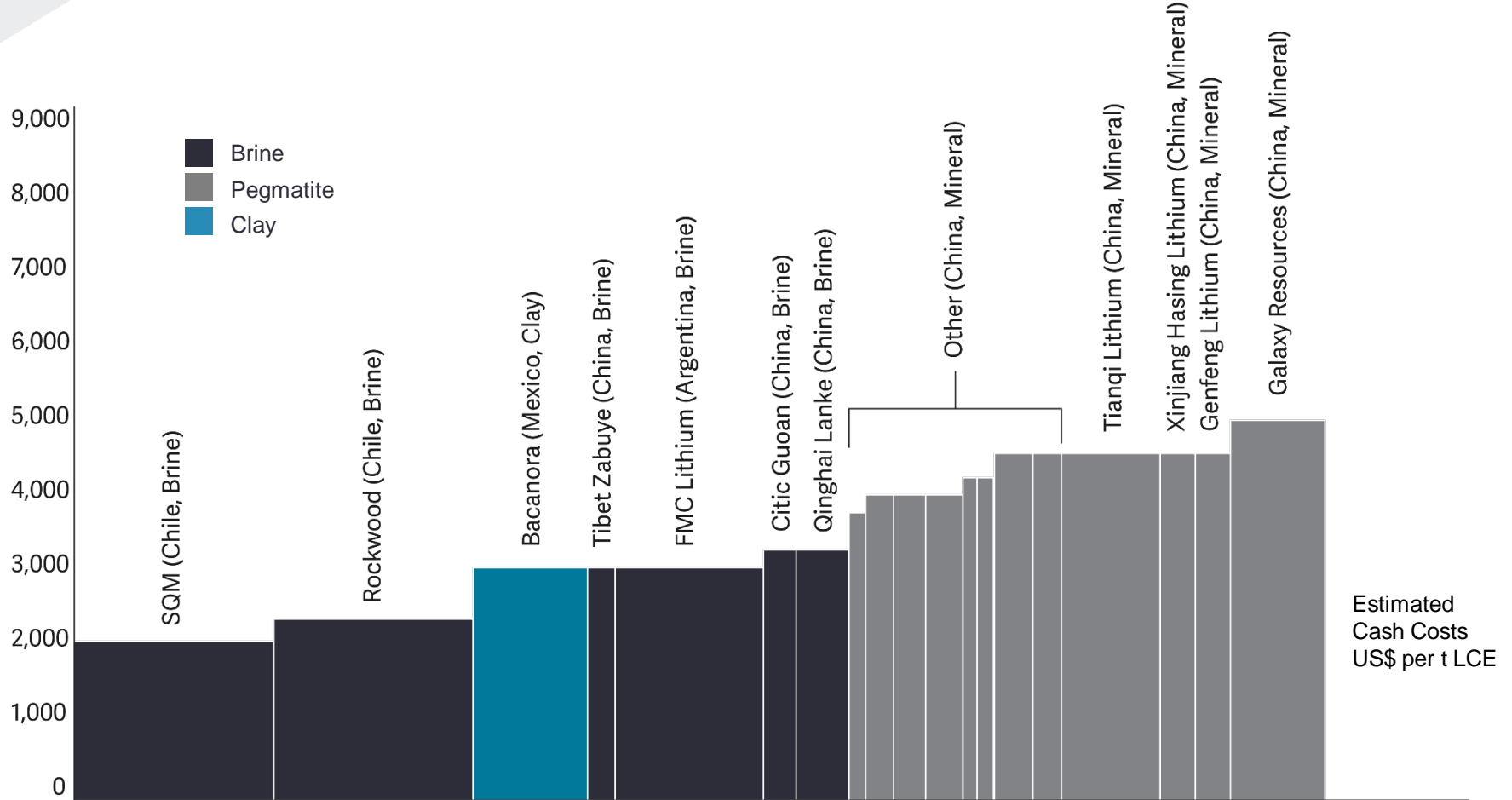


A Potential Third Source of Lithium



End Product	Lithium Carbonate (Li_2CO_3)	Lithium Carbonate (Li_2CO_3)	Spodumene Concentrate (6% Li_2O)
Value of End Product Long Term Price (US\$/t)	6000	6000	450
Typical Grade	500-1000ppm Li (0.1-0.2% Li_2O)	1800-3000ppm Li (0.4-0.6% Li_2O)	4500-7000ppm 1.0 – 1.5% Li_2O
Estimated Cash Costs (\$/t Li_2CO_3)	2000-3000	? 2500-3500 ?	5000-6000+
Basic Steps to Produce Lithium Carbonate	Pumping Evaporation Crystallization and Precipitation	Mining Crushing and Grinding Concentration Acid leaching Crystallization and Precipitation	Mining Crushing and Grinding Concentration Shipping Roasting Acidification
Is Roasting Required?	No	No	Yes

The Lithium Cost Curve



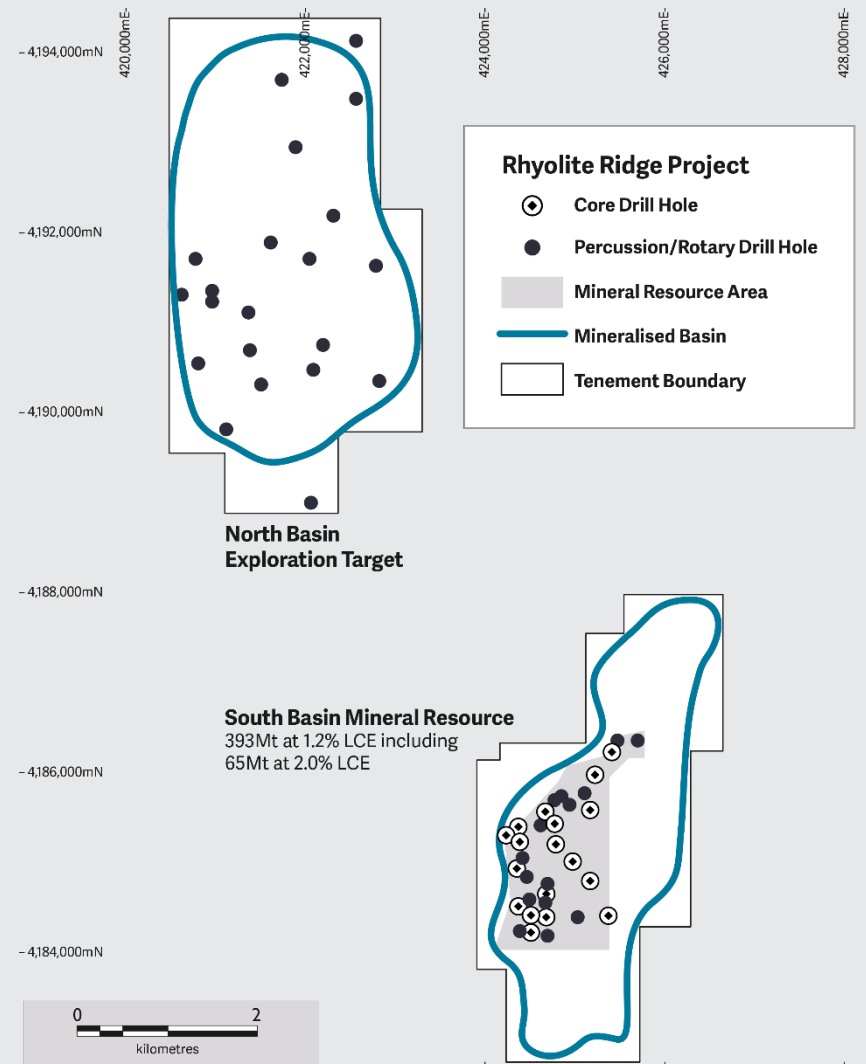
Source: Bacanora Minerals

GSC is investigating low-cost acid leaching to process its Li-B Searlesite mineralisation with the aim of being in the lower quartile of the cost curve.

Project Overview & History

- **Large Property, Simple Ownership**
 - 22km², GSC holds option over 100% interest
- **Deposit Type**
 - Sediment hosted (stratiform) lithium-boron deposit
 - Main ore mineral is searlesite, a boro-silicate mineral
- **North Basin(13km²)**
 - Explored for boron in 1980's by US Borax
 - 100-260m thick intersections in 9 holes drilled over an area of 5 square kilometres
 - 2nd largest boron deposit in USA at the time
- **South Basin (9km²)**
 - Explored for lithium in 2010-2011 by JOGMEC
 - 15 RC and 21 diamond drill holes
 - Maiden Resource estimate by GSC - Oct 2016

1. Refer to public report dated 10/10/2016 for further information regarding the Mineral Resource estimate.



Searlesite Lithium-Boron Mineralisation

- Dominantly searlesite, a sodium boro-silicate mineral
- Competent rock with low clay-content
- Amenable to beneficiation – crushing, screening , flotation
- Leachable with dilute sulphuric acid to recover lithium and boron

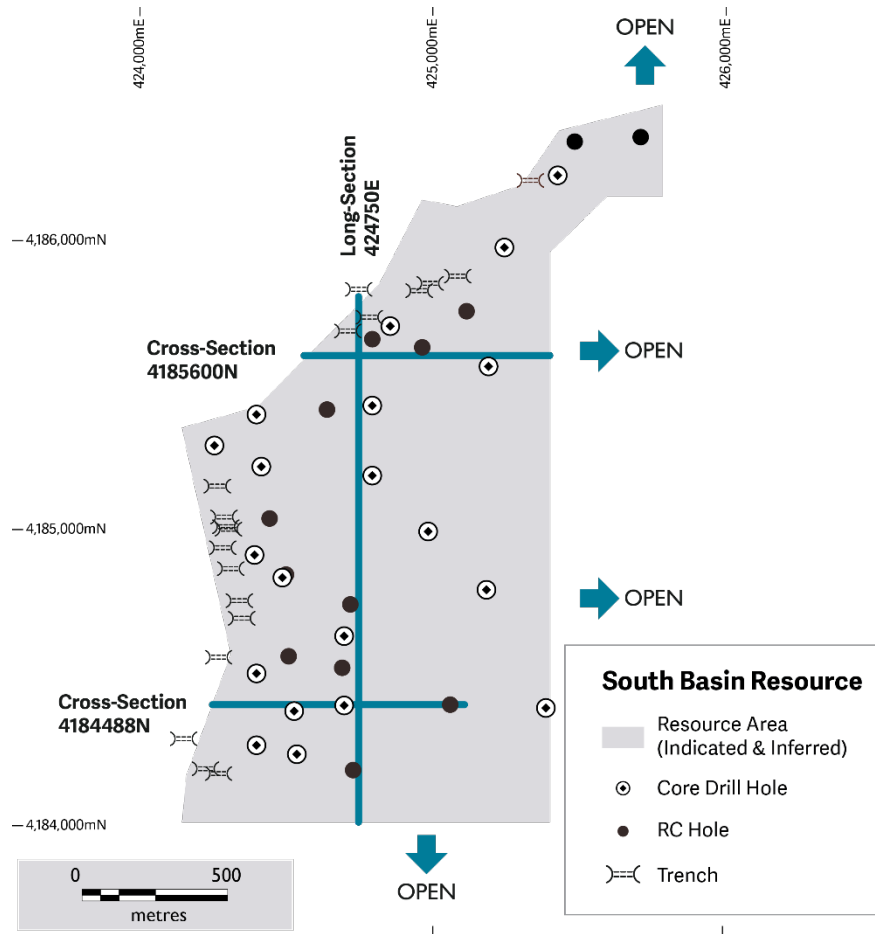


High-grade searlesite Li-B mineralisation in outcrop



High-grade searlesite Li-B mineralisation in drill core

South Basin Maiden Resource



Map Projection: UTM Zone 11 NAD27

• Maiden Mineral Resource¹

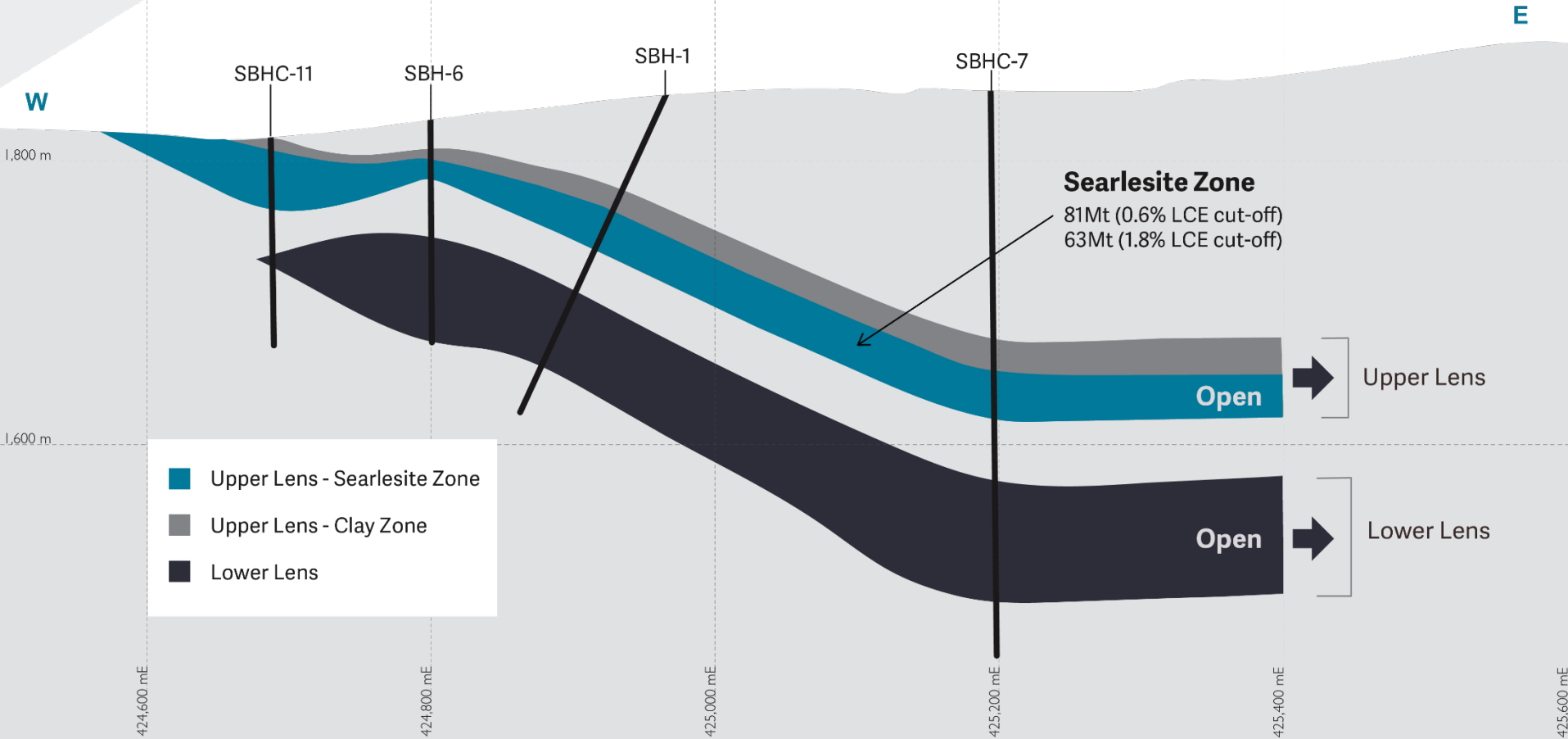
- 393 million tonnes at 0.9% lithium carbonate, 2.9% boric acid, 1.7% potassium sulphate (0.6% LCE cut-off)
- 1.2% Lithium Carbonate Equivalent (LCE)
- 3.4 million tonnes of lithium carbonate
- 11.4 million tonnes Boric Acid

• High-Grade Searlesite Zone

- 65 million tonnes at 1.0% lithium carbonate, 9.1% boric acid, 2.2% potassium sulphate (1.8% LCE cut-off)
- 2.0% Lithium Carbonate Equivalent (LCE)
- 650k tonnes of lithium carbonate (Li_2CO_3)
- 5.9 million tonnes Boric Acid (H_3BO_3)
- Excellent potential to expand the Resource

1. Refer to public report dated 10/10/2016 for further information regarding the Mineral Resource estimate.

South Basin Cross-Section 4185600N



Indicated & Inferred Resource


Upper Lens – Searlesite Zone 63Mt at 1% Li_2CO_3 , 9.1% H_3BO_3 (1.8% LCE cut-off)

Lower Lens – Searlesite Zone 17Mt at 0.7% Li_2CO_3 , 7.0% H_3BO_3 (0.6% LCE cut-off)

Further information regarding the Resource estimate can be found in the public report titled "Maiden Resource for South Basin at Nevada Lithium-Boron Project" dated 10/10/2016

Metallurgical Test Work

- **Metallurgical Mapping of Deposit**
 - Identify metallurgical characteristics of different types of mineralisation
- **Optimum Upgrading Conditions**
 - Upgrading and beneficiation to reduce mass, reduce carbonate content and concentrate Li, B and K
 - Preliminary observations support a relatively simple process route involving crushing, screening and flotation
- **Optimum Leaching Conditions**
 - Performed on upgraded/concentrated feed
 - Time, temperature, acid strength and consumption
 - Preliminary results show high recovery using dilute sulphuric acid



Progress and Plans



Upcoming News

- Metallurgical Results (upgrading/beneficiation)
- Drilling Results
- Metallurgical Results (acid leaching)

Lithium Companies with Resources

Selected listed companies with a resource of at least one million tonnes of lithium carbonate

Company	Ticker	Type	Stage	Resource Mt Li ₂ CO ₃	Market Cap A\$M	Location
Altura Mining	ASX.AJM	Pegmatite	DFS	0.9	160	Australia
Galaxy Resources	ASX.GXY	Pegmatite Brine	Producer	1.1 1.1	620	Australia Argentina
Nemaska Lithium	TSX.NMX	Pegmatite	DFS	1.3	420	Canada
Global Geoscience	ASX.GSC	Sediment Searlesite	Resource	3.4 (4.8 incl. credits)	75	USA
Pilbara Mines	ASX.PLS	Pegmatite	DFS	3.9	570	Australia
Orocobre	ASX.ORE	Brine	Producer	6.4	700	Argentina
Bacanora Minerals	TSX.BCN	Clay	PFS	7.2	150	Mexico
Rio Tinto - Jadar	ASX.RIO	Sediment Jadarite	PFS	8.5	NA	Serbia
Lithium Americas	TSX.LAC	Brine Clay	PFS	11.7 7.3	250	Argentina USA

Summary



- **Strategic Asset**

- Very large lithium-boron deposit located in Nevada, USA

- **Advanced-Stage Project**

- Maiden Resource completed
- Fully funded PFS scheduled to commence in early 2017
- Opportunity to move quickly into development

- **Significant Potential**

- Strategic, long-life, low-cost source of lithium and boron
- Potential supplier to the rising global demand for lithium carbonate

Mineral Resource Estimate

Table 1 – Rhyolite Ridge, October 2016 Mineral Resource Estimate – by Classification (0.6% LCE Cut-off)

	Tonnage Mt	Li ppm	LCE %	Li ₂ CO ₃ %	H ₃ BO ₃ %	K ₂ SO ₄ %	Cont. LCE kt	Cont. LC kt	Cont. Boric kt	Cont. Pot kt
Measured										
Indicated	160.9	1,550	1.2	0.8	3.3	1.7	1,980	1,330	5,330	2,710
Inferred	232.4	1,700	1.2	0.9	2.6	1.7	2,870	2,100	6,020	4,030
Total	393.3	1,640	1.2	0.9	2.9	1.7	4,850	3,430	11,340	6,740

Table 2 – Rhyolite Ridge October 2016 Mineral Resource Estimate – by Classification (1.8% LCE Cut-off)

Class	Tonnage Mt	Li ppm	LCE %	Li ₂ CO ₃ %	H ₃ BO ₃ %	K ₂ SO ₄ %	Cont. LCE kt	Cont. LC kt	Cont. Boric kt	Cont. Pot kt
Measured										
Indicated	24.3	1,820	2.0	1.0	9.4	2.0	480	240	2,280	500
Inferred	40.3	1,960	2.0	1.0	9.0	2.3	820	420	3,620	920
Total	64.6	1,910	2.0	1.0	9.1	2.2	1,300	650	5,900	1,420

Mineral Resource Estimate - Notes

1. Totals may differ due to rounding, Mineral Resources reported on a dry in-situ basis.
2. The Statement of Estimates of Mineral Resources has been compiled by Mr. Robert Dennis who is a full-time employee of RPM and a Member of the AIG and AusIMM. Mr. Dennis has sufficient experience that is relevant to the style of mineralisation and type of deposit under consideration and to the activity that he has undertaken to qualify as a Competent Person as defined in the JORC Code (2012).
3. All Mineral Resources figures reported in the table above represent estimates at 10th October, 2016. Mineral Resource estimates are not precise calculations, being dependent on the interpretation of limited information on the location, shape and continuity of the occurrence and on the available sampling results. The totals contained in the above table have been rounded to reflect the relative uncertainty of the estimate. Rounding may cause some computational discrepancies.
4. Mineral Resources are reported in accordance with the Australasian Code for Reporting of Exploration Results, Mineral Resources and Ore Reserves (The Joint Ore Reserves Committee Code – JORC 2012 Edition).
5. Lithium carbonate equivalent (LCE) calculated using a lithium carbonate (Li_2CO_3) price of US\$8,000/t, a boric acid (H_3BO_3) price of US\$800/t and a potassium sulphate (K_2SO_4) price of US\$600/t. Metallurgical recoveries of 90% are assumed for Li_2CO_3 and H_3BO_3 and 50% is assumed for K_2SO_4 . No adjustment has been made for net smelter return as it remains uncertain at this time. Based on grades and contained Li_2CO_3 , H_3BO_3 and K_2SO_4 , it is assumed that all commodities have reasonable potential to be economically extractable. Prices, costs and recoveries were obtained from a high level technical report supplied by independent processing consultants to Global Geoscience.
 - a) The formula used for lithium carbonate equivalent (LCE) is:
$$\text{LCE\%} = \text{li2co3_pct} + [((\text{h3bo3_pct} * 800 * 0.9) + (\text{k2so4_pct} * 600 * 0.5)) / (8,000 * 0.9)]$$
6. Reporting cut-off grade selected based on an RPM cut-off calculator assuming an open pit mining method, a US\$8,000/t Li_2CO_3 price, a 90% metallurgical recovery for Li_2CO_3 and costs derived from a high level technical report supplied by independent processing consultants to Global Geoscience.



Thank you.

**GLOBAL▲
GEOSCIENCE**

Bernard Rowe
Managing Director
Global Geoscience Ltd.
T: +61 2 9922 5800
E: browe@globalgeo.com.au