ESTRELLA RESOURCES

MT. EDWARDS LITHIUM LTD

Mt Edwards Lithium

"Capitalising on a structural shift in global energy usage"

November 2016

Disclaimer

This presentation contains information, ideas and analysis which are proprietary to Estrella Resources Limited (ACN 151 155 207) (**ESR** or the **Company**). By agreeing to receive this information you also agree to respect the confidential nature of this entire presentation. Specifically you agree not to reproduce in any manner any part of the information contained herein without our prior written consent. This presentation has been prepared by and issued by ESR to assist in informing interested parties about the Company and should not be considered as an offer or invitation to subscribe for or purchase any securities in the Company or as an inducement to make an offer or invitation with respect to those securities. No agreement to subscribe for securities in the Company will be entered into on the basis of this presentation.

This presentation may contain forward looking statements. Whilst the company has no reason to believe that any such statements are either false, misleading or incorrect, it cannot and does not warrant or guarantee that through either the passage of time or actions beyond the control of the company they will not become so. You should not act and you must refrain from acting in reliance on any of this presentation material. Nothing contained in this presentation constitutes investment, legal, tax or other advice. This overview of ESR does not purport to be all inclusive or to contain all information which its recipients may require in order to make an informed assessment of the Company's prospects.

Neither the Company nor its advisers have verified the accuracy or completeness of the information, statements and opinions contained in this presentation. Accordingly, to the maximum extent permitted by law, the Company and its advisers make no representation and give no assurance, guarantee or warranty, express or implied, as to, and take no responsibility and assume no liability for, the authenticity, validity, accuracy, suitability or completeness of, or any errors in or omissions, from any information, statement or opinion contained in this presentation. The contents of this presentation are confidential. This presentation is being provided to you on the condition that you do not reproduce or communicate it or disclose it to, or discuss it with, any other person without the prior written permission of the Company.

Just how big could the lithium market get?

Demand Drivers

- Electric Vehicles – by 2035, 140million EVs estimated globally(1)

- Home Powerwall

- Tesla Powerwall launches
- Tesla solar panels within house tiles
- Housing operates off grid

(1) www.bhpbilliton.com – 02 Sept 2016 "Electric Vehicles, why all the noise?"

Background

Mt Edwards Lithium Project – MELP

Project well positioned in emerging global lithium province

Previously mapped outcropping pegmatites by WMC looking for nickel and gold

Extensive historic database and drilling (58,000m) will expedite the search for Lithium

Significant intersections of pegmatites observed in early review of historical data

Granted Mining Leases(ML's) accelerates path to production

Positioned near infrastructure in Western Australia's eastern goldfields mining district

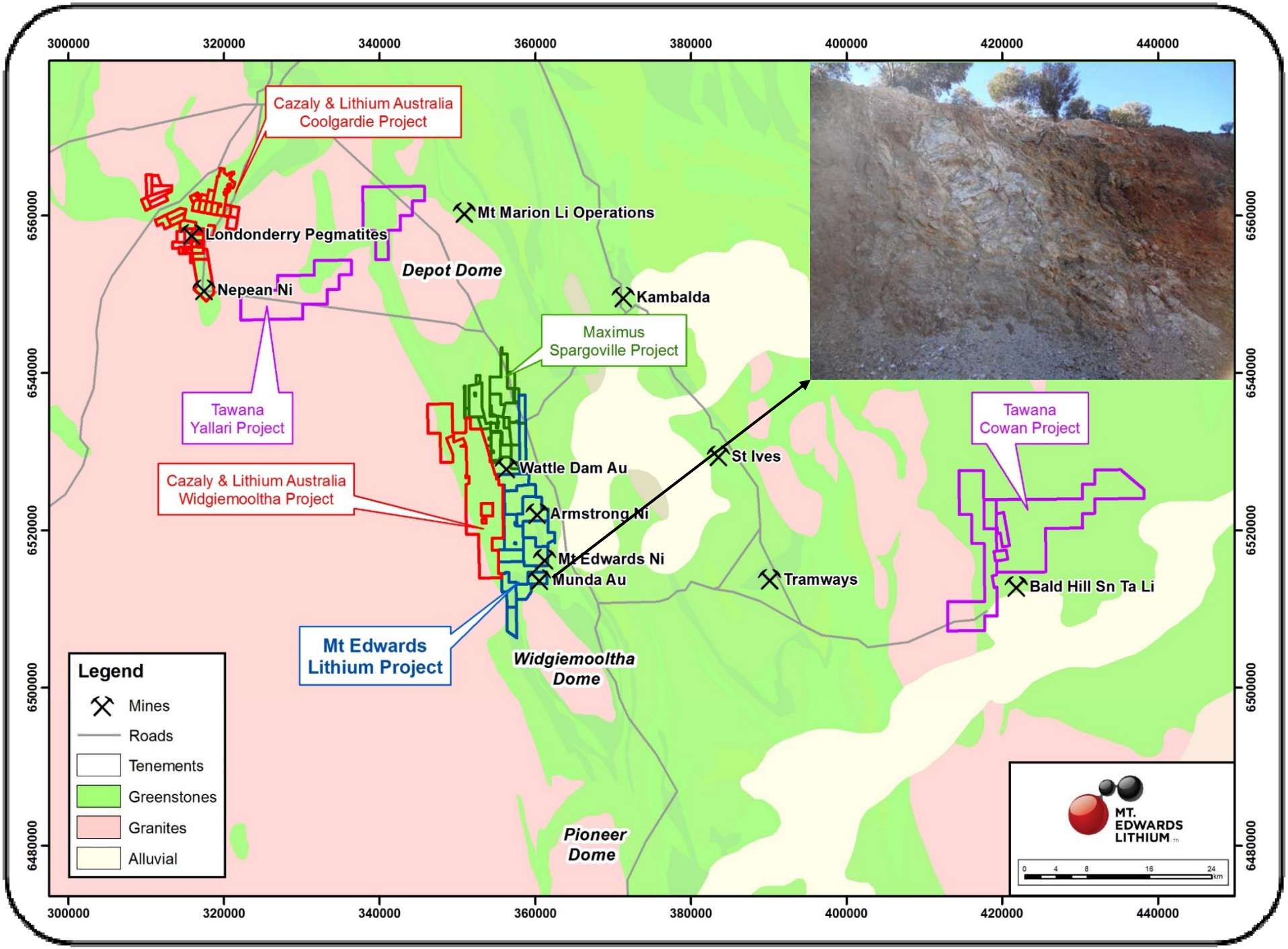
300000
320000
340000
360000
380000
400000
420000
440000
6560000
6540000
6520000
6500000
6480000
Cazaly & Lithium Australia
Coolgardie Project
Mt Marion Li Operations
Londonderry Pegmatites
Depot Dome
Nepean Ni
Kambalda
Maximus
Spargoville Project
Tawana
Yallari Project
Tawana
Cowan Project
St Ives
Wattle Dam Au
Cazaly & Lithium Australia
Widgiemooltha Project
Armstrong Ni
Mt Edwards Ni
Munda Au
Tramways
Bald Hill Sn Ta Li
Mt Edwards
Lithium Project
Widgiemooltha
Dome
Pioneer
Dome
Legend
Mines
Roads
Tenements
Greenstones
Granites
Alluvial
MT.
EDWARDS
LITHIUM
0
4
8
16
24
km

Management / Capital Structure

(Post Transaction)

MANAGEMENT
Chris Daws - Chief Executive Officer
John Kingswood – Non-executive Director
Raymond Shorrocks – Non-executive Director
Howard Digby – Non-executive Director

FULLY PAID ORDINARY SHARES	344,333,292
Options 2.4c expiry Mar 2020	25,000,000
Options 4.4 expiry May 2018	5,000,000
Market Capitalisation @ $0.05	A$17.2M
Cash at Bank ($610k raise)	A$1.5M
Enterprise Value @ $0.05	A$15.7

MAJOR HOLDERS	
Management	7.5%
Apollo Phoenix Resources	5.8%
Tisia Nominees P/L	4.4%

MELP

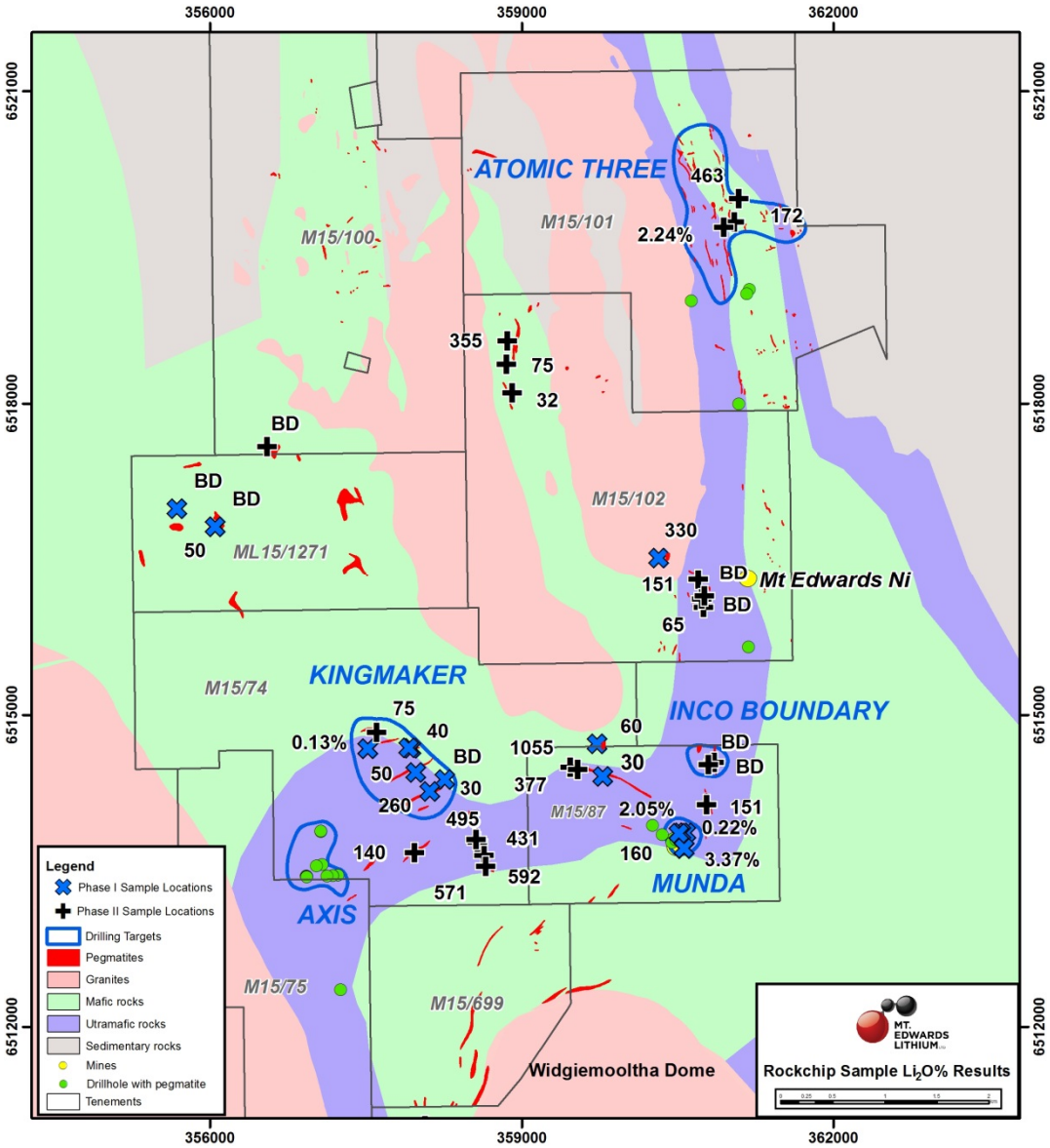

- Multiple high grade Li_2O results in surface pegmatite rock chip sampling
- Location is approx. 40km south of the world class Mt Marion Li_2O Project (NMT, MIN and GengFeng)
- "Blind" pegmatites identified via historic diamond drill core
- Further field mapping planned in the coming weeks
- Planning underway for maiden drill program

Multiple Lithium Prospects Generated

- Munda – 3.37% + 2.05% Li_2O in pit wall pegmatite exposure
- Kingmaker – multiple highly anomalous Li surface rock chips from pegmatites
- Axis – multiple thick “blind” pegmatites in drill holes
- Atomic Three – high grade surface pegmatite sample 2.24% Li_2O

40% of surface pegmatites mapped by previous explorers yet to be sampled

Future field reconnaissance anticipated to identify more outcrops

Atomic Three sample 2.24% Li_2O

Historic Drill Core Located

Wide zones of pegmatites have been drilled by previous explorers looking for nickel and gold – Lithium just wasn't on the radar.

Significant widths of pegmatites including 78m and 60m ending in mineralisation

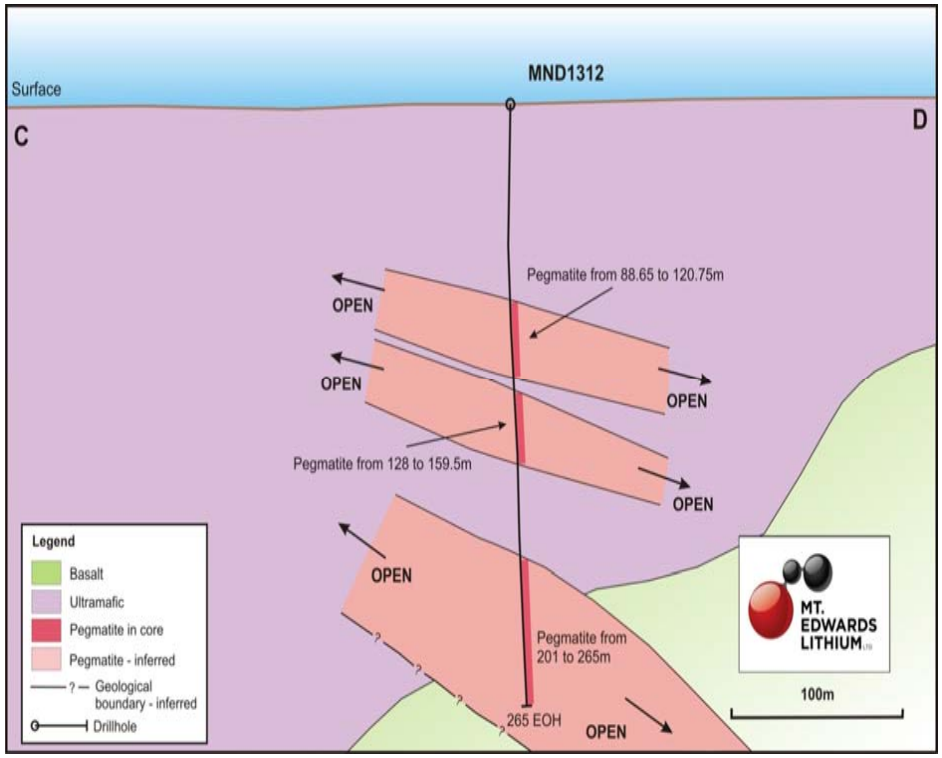

Figure 3. Historic drill hole MND1312 located at the Axis Prospect

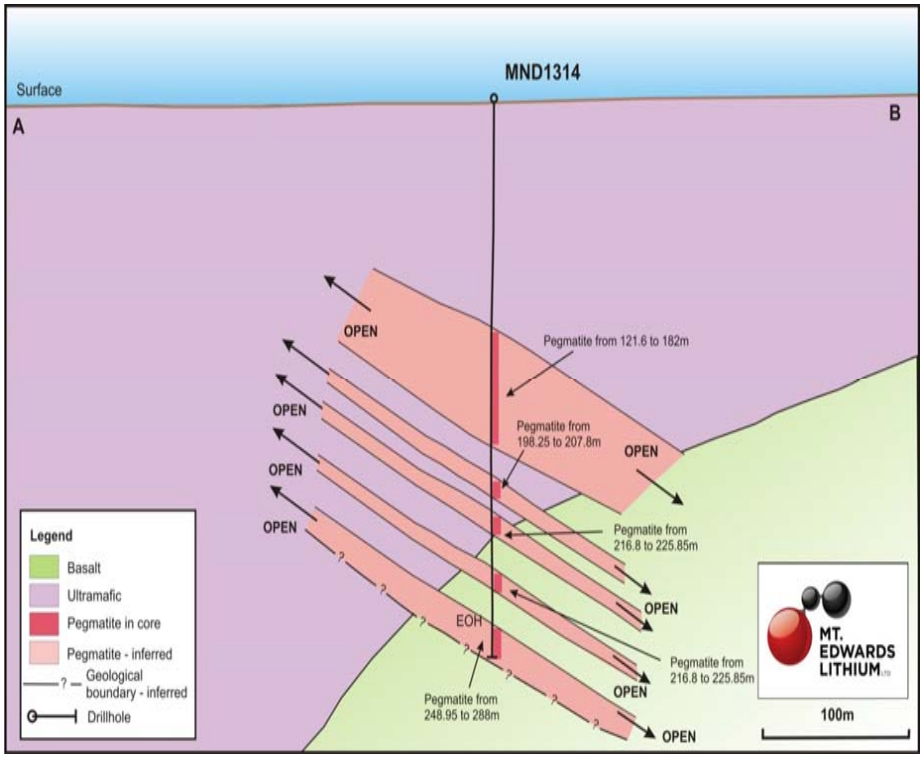

Figure 4. Historic drill hole MND1314 located at the Axis Prospect

Axis Drill Target - blind pegmatite with multiple thick zones highlighting project prospectivity

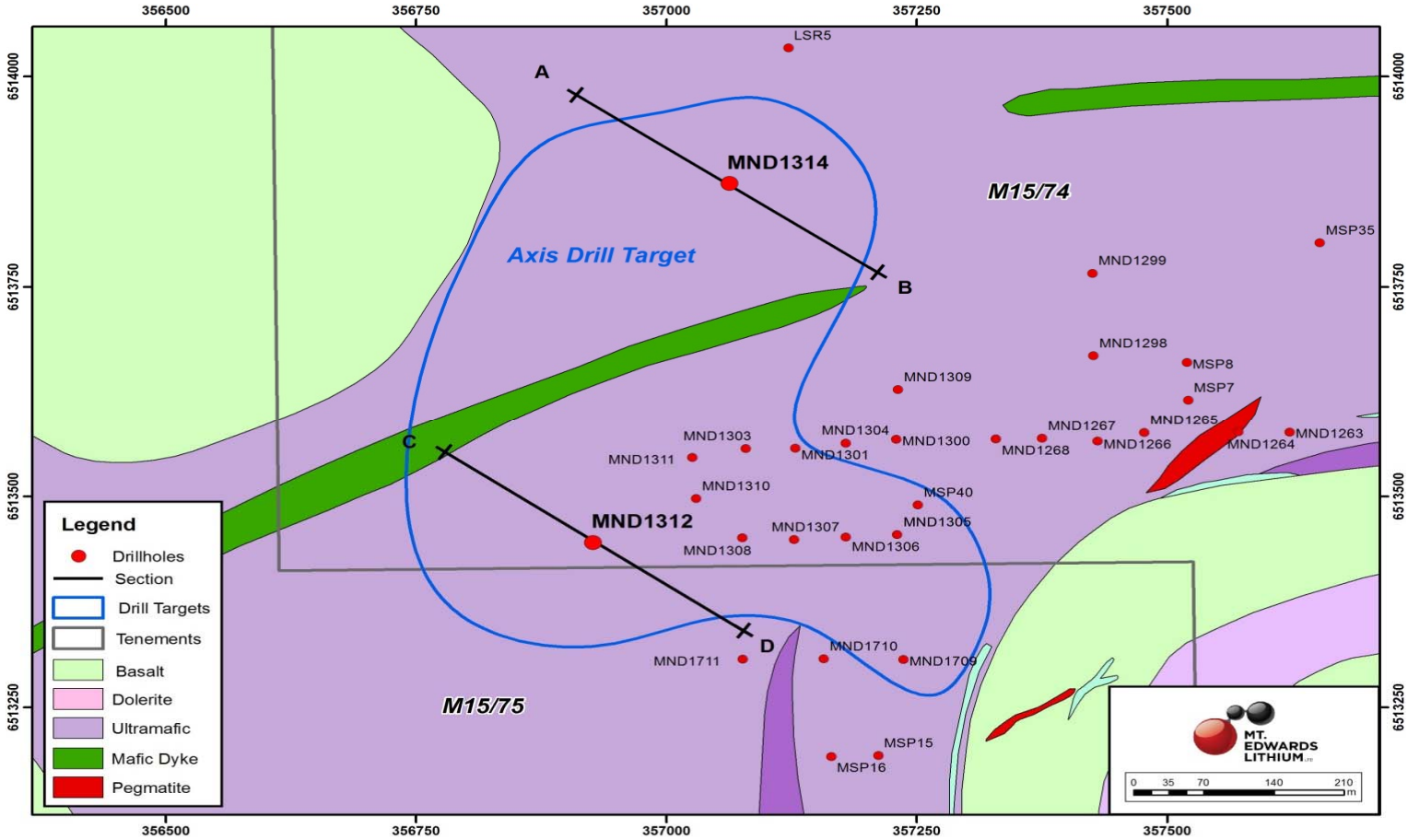

Plan view of the Axis drill target, showing the location of the two cross sections shown in Figures 3 and 4. Note that most of the holes drilled between the two cross sections intersected significant intervals of pegmatite, but are RAB/AC holes and too shallow to intersect the thick pegmatites intersected by MND1312 and MND1314.

Summary

- Global appetite for lithium is only increasing
- Company to capitalise on historical drilling
- Granted Australian mining leases
- Key partnerships to fast track development
- Well funded for first phases of exploration

Competent Person Statement

The information in this presentation that relates to Exploration Results, Mineral Resources or Ore Reserves is based on information compiled by Luke Marshall, who is a consultant to Apollo Phoenix Resources and a member of The Australasian Institute of Geoscientists. Mr Marshall has sufficient experience that is relevant to the style of mineralisation and type of deposit under consideration and to the activity that he is undertaking to qualify as a Competent Person as defined in the 2012 Edition of the "Australasian Code for Reporting of Exploration Results, Mineral Resource and Ore Reserves". Mr Marshall consents to the inclusion in the presentation of the matters based on his information in the form and context in which it appears.