

Deal Name:	Driver Australia Master
Issuer:	Perpetual Corporate Trust Limited (ABN 99 000 341 533) of Level 18, 123 Pitt Street, Sydney NSW 2000 Australia in its capacity as trustee of the Driver Australia Master Trust.
Originator of the Receivables:	Volkswagen Financial Services Australia Pty Ltd
Seller of the Receivables:	Volkswagen Financial Services Australia Pty Ltd
Servicer name:	Volkswagen Financial Services Australia Pty Ltd
Reporting Entity:	Volkswagen Financial Services Australia Pty Ltd ABS Operations (Physical Address) Level 1, 24 Muir Road, Chullora NSW 2190 (Postal Address) Locked Bag 4002 Chullora NSW 2190
Contact:	Phone: +61 2 9751 6257 Fax: +61 2 9695 6399 Email: ABSOperations.Australia@vwfs.com.au
Corporate Service Provider:	Perpetual Corporate Trust Limited (ABN 99 000 341 533) of Level 18, 123 Pitt Street, Sydney NSW 2000 Australia in its personal capacity.



Contents

Page	Table of Contents
1	Cover
2	Contents
3	Reporting Details
4	Parties Overview
5	Transaction Events I
6	Transaction Events II
7	Transaction Events III
8	Information regarding the Notes I
9	Information regarding the Notes II
11	Cash Collateral Account
12	Swap Fixing / Waterfall
13	Retention of Net Economic Interest
14	Amortisation Profile I
16	Amortisation Profile II
17	Run Out Schedule I
19	Run Out Schedule II
20	Outstanding Contracts I
22	Outstanding Contracts II
23	Arrears
25	Net Salvage Loss
26	Net Salvage After Recoveries
27	Prepayments
28	Pool Data I
30	Pool Data II
31	Pool Data III
33	Pool Data IV
35	Pool Data V
37	Pool Data VI
38	Pool Data VII
42	Pool Data VIII
44	Pool Data IX
46	Hardship Extensions
47	Engine Type
49	Contract Level Data

Reporting Details

Deal Overview				
Pool Cut Date	31/05/2016	Publication Date:	18/11/2021 (5 business days before Payment Date)	
Scheduled Date of Clean-Up-Call	25/02/2025	Payment Date:	25/11/2021 (25th of each month)	
Legal Maturity Date	25/02/2031	Reporting Date:	31/10/2021 (last day of each month)	
Issue Date	29/06/2016	Asset Collection Period:	from 01/10/2021 until 31/10/2021	
Period No.:	65	Interest Accrual Period	from 25/10/2021 until 25/11/2021	
Reporting frequency:	Monthly	Note Payment Period:	from 25/10/2021 until 25/11/2021	
Next Payment Date:	29/12/2021	Days accrued:	31	

Vehicle Type at Pool Cut	Number of Contracts	Percentage of Contracts	Outstanding Discounted Receivables Balance	Percentage Outstanding Discounted Receivables Balance
New	2,996	83.87%	113,632,498.43 AUD	88.40%
Used	576	16.13%	14,908,985.82 AUD	11.60%
Total	3,572	100.00%	128,541,484.25 AUD	100.00%

Credit Type at Pool Cut	Number of Contracts	Percentage of Contracts	Outstanding Discounted Receivables Balance	Percentage Outstanding Discounted Receivables Balance
Hire Purchase	27	0.76%	595,370.53 AUD	0.46%
Chattel Mortgage	2,047	57.31%	82,162,211.56 AUD	63.92%
Consumer Loan	1,498	41.94%	45,783,902.16 AUD	35.62%
Total	3,572	100.00%	128,541,484.25 AUD	100.00%

Parties Overview

Arranger:	Australia and New Zealand Banking Group Limited (ABN 11 005 357 522) ANZ Tower 242 Pitt Street Sydney, NSW 2000 Australia	Security Trustee:	P.T. Limited (ABN 67 004 454 666) Level 18 123 Pitt Street Sydney NSW 2000 Australia
Trustee:	Perpetual Corporate Trust Limited (ABN 99 000 341 533) of Level 18, 123 Pitt Street, Sydney NSW 2000 Australia in its capacity as trustee of the Driver Australia Master Trust.	Trust Manager:	Perpetual Nominees Limited (ABN 37 000 733 700) of Level 18, 123 Pitt Street, Sydney NSW 2000 Australia in its capacity as the trust manager for the Driver Australia Master Trust
Sub Trust Manager:	Volkswagen Financial Services Australia Pty Limited (ABN 20 097 071 460) Level 1, 24 Muir Road, Chullora, NSW 2190	Account Bank:	Australia and New Zealand Banking Group Limited (ABN 11 005 357 522) ANZ Tower 242 Pitt Street Sydney, NSW 2000 Australia
Clearing Systems:	Austraclear Limited 30-32 Grosvenor Street. Sydney, NSW 2000	Swap Counterparty:	ING Bank N.V. Foppingadreef 7 1102 BD Amsterdam The Netherlands
Servicer:	Volkswagen Financial Services Australia Pty Limited (ABN 20 097 071 460) Level 1, 24 Muir Road, Chullora, NSW 2190 email: ABSOperations.Australia@vwfs.com.au phone: +61 2 9751 6257	Rating Agencies:	Fitch Ratings Attn.: Australian Surveillance Suite 15.01, Level 15, 135 King Street Sydney, NSW 2000 Australia email: australia.surveillance@fitchratings.com Standard & Poor's Attn.: Structured Finance Surveillance Level 45, 120 Collins Street Melbourne, VIC 3000 Australia email: mel_sfsurveillance@spglobal.com

Transaction Events (I)

Clean-Up Call Condition	
Current Percentage of Initial Outstanding Discounted Receivables Balance*	1177.17%
Percentage of Maximum Outstanding Discounted Receivables Balance to trigger Clean-Up Call Condition	10.00%
Current Percentage of Maximum Outstanding Discounted Receivables Balance	78.36%

*This percentage may become greater than 100% whenever the current total outstanding discounted balance is larger than the Initial discounted balance as of initial Cut-Off-Date.

Clean-Up Call

VWFS Australia will have the right at its option, after the expiration of the Revolving Period, to exercise a Clean-Up Call and to repurchase all (but not only some) of the Purchased Receivables from the Issuer at any time when the then Outstanding Aggregate Discounted Receivables Balance is less than ten (10) per cent. of the Maximum Outstanding Discounted Receivables Balance and, assuming the Transaction Documents are given full effect, all payment obligations under the Notes, including principal and accrued interest, will thereby be fulfilled in accordance with the Order of Priority (the Clean-up Call Conditions).

Repurchase of Receivables	Number of contracts	% of Contracts	Outstanding Discounted Receivables Balance	% of Outstanding Discounted Receivables Balance	Interest Compensation Payment	Re-Purchase Price
Current Period	-	0.00%	- AUD	0.00%	- AUD	- AUD
Previous Periods	15	0.03%	434,579.26 AUD	0.03%	(12,238.55 AUD)	422,340.70 AUD
Total	15	0.03%	434,579.26 AUD	0.03%	(12,238.55 AUD)	422,340.70 AUD

If a repurchase of receivables occurred, it would only result from non-eligibility as of the respective Pool Cut Date (which has been discovered at a later stage), a Legitimate Repudiation of a Receivables Contract, a Reloaded Contract or a Flat-Cancelled Contract.

Transaction Party Replacements

Capacity of Transaction Party	Date of Replacement	Reason for Replacement	Replaced Party	Replaced by
Swap Counterparty Series A 2016-1	29-12-2020	Renewal 2020	RBC	ING
Swap Counterparty Series A 2016-2	29-12-2020	Renewal 2020	RBC	ING
Swap Counterparty Series A 2017-1	29-12-2020	Renewal 2020	RBC	ING
Swap Counterparty Series A 2017-2	29-12-2020	Renewal 2020	RBC	ING
Swap Counterparty Series A 2018-1	29-12-2020	Renewal 2020	RBC	ING
Swap Counterparty Series A 2019-1	29-12-2020	Renewal 2020	RBC	ING
Swap Counterparty Series B 2016-2	29-12-2020	Renewal 2020	RBC	ING

Transaction events (II)

Revolving period	
Series revolving period expiration date of the last outstanding series of notes	29/12/2021
Date of occurrence of an early amortisation event	-
Revolving period end	29/12/2021

Accumulation account balance	30/09/2021	31/10/2021
Amounts not invested for the purchase of additional assets	- AUD	- AUD
Percentage not invested for the purchase of additional assets	0.00%	0.00%

		Weighted Average Seasoning			
		<=12 Months	>12 <=24 Months	>24 <=36 Months	>36 Months
Dynamic Net Loss Ratio	Ratio	> 0.20%	≥ 0.25%	≥ 0.30%	≥ 0.50%
31/08/2021	0.00000%	No	No	No	No
30/09/2021	0.06519%	No	No	No	No
31/10/2021	0.02825%	No	No	No	No

12-Months Average Dynamic Net Loss Ratio	Ratio
31/10/2021	0.03950%

Discounted balance as of the previous period	1,513,152,867.91 AUD
Discounted balance of all initial and additional assets	1,513,147,193.40 AUD
Weighted average seasoning	20.45 Months
Late Delinquency Ratio	0.23960%

Enforcement event	No
-------------------	----

Credit Enhancement Increase Condition	Not In Effect
a) the Dynamic Net Loss Ratio for three consecutive Payment Dates exceeds:	
(i) if weighted average seasoning is less or equal than 12 months	0.20%
(ii) if weighted average seasoning is between 12 (excl.) - 24 (incl.) months	0.25%
(iii) if weighted average seasoning is between 24 (excl.) - 36 (incl.) months	0.30%
(iv) if weighted average seasoning is > 36 months	0.50%
b) (i) during the Revolving Period the 12-Months Average Dynamic Net Loss Ratio exceeds:	0.90%
(ii) or after the end of the Revolving Period the 12-Months Average Dynamic Net Loss Ratio exceeds:	1.80%
c) the Late Delinquency Ratio exceeds	
on any Payment Date on or before 29 June 2017, or	0.80%
for any Payment Date thereafter	1.40%
d) a Servicer Replacement Event occurs and is continuing; or	
e) the amount credited to the Cash Collateral Account is less than the Specified General Cash Collateral Account Balance.	

Early Amortisation Event	Not In Effect
(a) The occurrence of a foreclosure event; or	No
(b) the Accumulation account balance > 15% of Aggregate Discounted Receivables Balance on two consecutive months;	No
(c) a Credit Enhancement Increase Condition has occurred; or	No
(d) In case of default/termination event: failure to replace swap counterparty or failure to post collateral by swap counterparty; or	No
(e) VWFS Australia ceases to be a wholly owned subsidiary of Volkswagen Financial Services AG; or	No
(f) On any Payment Date, the Class A Actual Overcollateralisation Percentage is determined as being lower than 16.9 per cent, or the Class B Actual Overcollateralisation Percentage is determined as being lower than 10.30 per cent	No

Transaction Events (III)

Account Bank:

Australia and New Zealand Banking Group Limited

Current Rating *

Minimum required Rating (if no short term Rating available, the higher long term rating is applicable)

Fitch			S&P		
Long Term	Short Term	Outlook	Long Term	Short Term	Outlook
A+	F1	Stable	AA-	A-1+	Stable
A	F1	-	A	-	-

If the Account Bank ceases to have the Account Bank Required Rating it shall, at its own cost,

(i) transfer the accounts to an Eligible Collateral Bank, or

(ii) provide a guarantee from an Eligible Guarantor, or

If none of the measures is taken within a given timespan, the Issuer may enter into new banking arrangements at its own initiative with another Account Bank.

(Please refer to the Prospectus for a complete description of the mechanism)

Required Rating:

Fulfilled

Swap Counterparty:

ING Bank N.V.

Current Rating *

Minimum required Rating

	Fitch			S&P		
	Long Term	Short Term	Outlook	Long Term	Short Term	Outlook
	AA-	F1+	Negative	A+	A-1	Stable
Class A	A	F1	-	A-	-	-
Class B	BBB	F2	-	A-	-	-

If the Swap Bank falls below the above mentioned Minimum Rating (Level I) it shall provide Eligible Credit Support by means of Cash or certain types of Prime Debt Obligations

If the Swap Bank ceases to have the even lower Rating as an Eligible Swap Counterparty (Level II) it shall, at its own cost,

(i) transfer all rights and obligations under the Swap Agreement to another Eligible Swap Partner or

(ii) provide a guarantee from an Eligible Guarantor.

If none of the measures is taken within a given timespan, the Issuer may enter into new arrangements at its own initiative with another Swap Bank.

(Please refer to the Prospectus for a complete description of the mechanism)

Required Rating:

Fulfilled

Information regarding the Notes I

Rating at Issue Date	Series A 2016-1	Series A 2016-2	Series A 2016-3	Series A 2016-4	Series A 2017-1	Series A 2017-2	Series A 2018-1	Series A 2019-1	Series B 2016-1	Series B 2016-2	Series B 2018-1
S&P	AAAsf	AAAsf	AAAsf	AAAsf	AAAsf	AAAsf	AAAsf	AAAsf	A+sf	A+sf	A+sf
Fitch	AAA (sf)	AAA (sf)	AAA (sf)	AAA (sf)	AAA (sf)	AAA (sf)	AAA (sf)	AAA (sf)	A+ (sf)	A+ (sf)	A+ (sf)

Current Rating	Series A 2016-1	Series A 2016-2	Series A 2016-3	Series A 2016-4	Series A 2017-1	Series A 2017-2	Series A 2018-1	Series A 2019-1	Series B 2016-1	Series B 2016-2	Series B 2018-1
S&P	AAAsf	AAAsf	AAAsf	AAAsf	AAAsf	AAAsf	AAAsf	AAAsf	A+sf	A+sf	A+sf
Fitch	AAA (sf)	AAA (sf)	AAA (sf)	AAA (sf)	AAA (sf)	AAA (sf)	AAA (sf)	AAA (sf)	A+ (sf)	A+ (sf)	A+ (sf)

Information on Notes	Series A 2016-1	Series A 2016-2	Series A 2016-3	Series A 2016-4	Series A 2017-1	Series A 2017-2	Series A 2018-1	Series A 2019-1	Series B 2016-1	Series B 2016-2	Series B 2018-1
ISIN	AU3FN0031654	AU3FN0036612	AU3FN0036620	AU3FN0033601	AU3FN0036737	AU3FN0037180	AU3FN0043253	AU3FN0048765	AU3FN0036638	AU3FN0036646	AU3FN0045787
Common code	N/A	N/A	N/A	147315317	158275368	165105567	N/A	201788765	163733358	N/A	N/A
Original face value	100,000.00 AUD	100,000.00 AUD	100,000.00 AUD	100,000.00 AUD	100,000.00 AUD	100,000.00 AUD	100,000.00 AUD	100,000.00 AUD	10,000.00 AUD	10,000.00 AUD	10,000.00 AUD
Spread / Margin	1.0000%	1.0000%	1.0000%	1.0000%	1.0000%	1.0000%	1.0000%	1.0000%	1.5500%	1.8000%	2.2500%
Current coupon	1.0100%	1.0100%	1.0100%	1.0100%	1.0100%	1.0100%	1.0100%	1.0100%	1.5600%	1.8100%	2.2600%

Information on Interest	Class A	Class A	Class A	Class A	Class A	Class A	Class A	Class A	Class B	Class B	Class B
Legal final maturity date	25/02/2031	25/02/2031	25/02/2031	25/02/2031	25/02/2031	25/02/2031	25/02/2031	25/02/2031	25/02/2031	25/02/2031	25/02/2031
Fixed/Floating	floating	floating	floating	floating	floating	floating	floating	floating	floating	floating	floating
Day Count Convention	actual/365	actual/365	actual/365	actual/365	actual/365	actual/365	actual/365	actual/365	actual/365	actual/365	actual/365
Index Rate (1-Month-BBSW)	0.0100%	0.0100%	0.0100%	0.0100%	0.0100%	0.0100%	0.0100%	0.0100%	0.0100%	0.0100%	0.0100%

Information regarding the Notes II

Monthly Period:	10/2021
Payment Date:	25/11/2021
Interest Accrual Period (from/until)	from 25/10/2021 until 25/11/2021
Days accrued	31
Index Rate	1-Month-BBSW
Base Interest Rate:	0.0100%
Day Count Convention	actual/365

		Class A Notes								
Interest Payments	Total Class A and B	Series A 2016-1	Series A 2016-2	Series A 2016-3	Series A 2016-4	Series A 2017-1	Series A 2017-2	Series A 2018-1	Series A 2019-1	Total Class A
Total Interest Amount of the Reporting Period	1,252,639.51 AUD	428,904.11 AUD	59,875.01 AUD	- AUD	- AUD	214,452.05 AUD	90,670.33 AUD	120,607.84 AUD	120,607.84 AUD	1,035,117.18 AUD
Paid Interest	1,252,639.51 AUD	428,904.11 AUD	59,875.01 AUD	- AUD	- AUD	214,452.05 AUD	90,670.33 AUD	120,607.84 AUD	120,607.84 AUD	1,035,117.18 AUD
Unpaid Interest	Total Class A and B	Series A 2016-1	Series A 2016-2	Series A 2016-3	Series A 2016-4	Series A 2017-1	Series A 2017-2	Series A 2018-1	Series A 2019-1	Total Class A
Unpaid Interest in the Reporting Period	- AUD	- AUD	- AUD	- AUD	- AUD	- AUD	- AUD	- AUD	- AUD	- AUD
Cumulative Unpaid Interest	- AUD	- AUD	- AUD	- AUD	- AUD	- AUD	- AUD	- AUD	- AUD	- AUD
Note Balance	Total Class A and B	Series A 2016-1	Series A 2016-2	Series A 2016-3	Series A 2016-4	Series A 2017-1	Series A 2017-2	Series A 2018-1	Series A 2019-1	Total Class A
Note Balance as of the Beginning of the Period	1,348,200,000.00 AUD	500,000,000.00 AUD	69,800,000.00 AUD	- AUD	- AUD	250,000,000.00 AUD	105,700,000.00 AUD	140,600,000.00 AUD	140,600,000.00 AUD	1,206,700,000.00 AUD
Additional issue amount	- AUD	- AUD	- AUD	- AUD	- AUD	- AUD	- AUD	- AUD	- AUD	- AUD
Redemption amount due to Amortising Series	- AUD	- AUD	- AUD	- AUD	- AUD	- AUD	- AUD	- AUD	- AUD	- AUD
Redemption amount due to Term Take Out	- AUD	- AUD	- AUD	- AUD	- AUD	- AUD	- AUD	- AUD	- AUD	- AUD
Class Balance as of the End of the Period	1,348,200,000.00 AUD	500,000,000.00 AUD	69,800,000.00 AUD	- AUD	- AUD	250,000,000.00 AUD	105,700,000.00 AUD	140,600,000.00 AUD	140,600,000.00 AUD	1,206,700,000.00 AUD
Payments to Investors per note		Series A 2016-1	Series A 2016-2	Series A 2016-3	Series A 2016-4	Series A 2017-1	Series A 2017-2	Series A 2018-1	Series A 2019-1	
Interest Per Note		85.78 AUD	85.78 AUD	- AUD	- AUD	85.78 AUD	85.78 AUD	85.78 AUD	85.78 AUD	
Principal Repayment by note		- AUD	- AUD	- AUD	- AUD	- AUD	- AUD	- AUD	- AUD	
Total		85.78 AUD	85.78 AUD	- AUD	- AUD	85.78 AUD	85.78 AUD	85.78 AUD	85.78 AUD	
Notes	Total Class A and B	Series A 2016-1	Series A 2016-2	Series A 2016-3	Series A 2016-4	Series A 2017-1	Series A 2017-2	Series A 2018-1	Series A 2019-1	Total Class A
Number of notes as of the beginning of the period	26,217	5,000	698	-	-	2,500	1,057	1,406	1,406	12,067
Increase of outstanding notes from tap-up	-	-	-	-	-	-	-	-	-	-
Reduction of outstanding notes from term take out	-	-	-	-	-	-	-	-	-	-
Number of notes as of the end of the period	26,217	5,000	698	-	-	2,500	1,057	1,406	1,406	12,067
Face value per note as of the beginning of period		100,000.00 AUD	100,000.00 AUD	- AUD	- AUD	100,000.00 AUD	100,000.00 AUD	100,000.00 AUD	100,000.00 AUD	100,000.00 AUD
Balance per note as of the end of the period		100,000.00 AUD	100,000.00 AUD	- AUD	- AUD	100,000.00 AUD	100,000.00 AUD	100,000.00 AUD	100,000.00 AUD	100,000.00 AUD
Notes Factor		1.0000000	1.0000000	-	-	1.0000000	1.0000000	1.0000000	1.0000000	1.0000000
Overcollateralisation Percentage		Series A 2016-1	Series A 2016-2	Series A 2016-3	Series A 2016-4	Series A 2017-1	Series A 2017-2	Series A 2018-1	Series A 2019-1	Total Class A
Current OC Amount (before Top/Tap Up/TTO)		305,278,397.16 AUD	305,278,397.16 AUD	- AUD	- AUD	305,278,397.16 AUD	305,278,397.16 AUD	305,278,397.16 AUD	305,278,397.16 AUD	305,278,397.16 AUD
Current OC Percentage (before Top/Tap Up/TTO)		20.19%	20.19%	20.19%	20.19%	20.19%	20.19%	20.19%	20.19%	20.19%
Current OC Amount (after Top Up)		306,447,193.40 AUD	306,447,193.40 AUD	- AUD	- AUD	306,447,193.40 AUD	306,447,193.40 AUD	306,447,193.40 AUD	306,447,193.40 AUD	306,447,193.40 AUD
Current OC Percentage (after Top Up)		20.25%	20.25%	20.25%	20.25%	20.25%	20.25%	20.25%	20.25%	20.25%
Current OC Amount (after Top/Tap Up/TTO)		306,447,193.40 AUD	306,447,193.40 AUD	- AUD	- AUD	306,447,193.40 AUD	306,447,193.40 AUD	306,447,193.40 AUD	306,447,193.40 AUD	306,447,193.40 AUD
Current OC Percentage (after Top/Tap Up/TTO)		20.25%	20.25%	20.25%	20.25%	20.25%	20.25%	20.25%	20.25%	20.25%
Target OC Percentage (Revolving Period)		17.50%	17.50%	17.50%	17.50%	17.50%	17.50%	17.50%	17.50%	17.50%
Target OC Percentage (Amortising Period)		26.00%	26.00%	26.00%	26.00%	26.00%	26.00%	26.00%	26.00%	26.00%
Subordinated Loan										
Balance as of the beginning of the period	93,615,399.16 AUD									
Balance increase from tap up	- AUD									
Redemption payments from term take out	- AUD									
Regular redemption from waterfall	1,296,472.02 AUD									
Redemption from cash collateral account	- AUD									
Balance as of the end of the period	92,318,927.14 AUD									
Current OC amount (before Top/Tap Up/TTO)	71,459,470.02 AUD									
Current OC percentage (before Top/Tap Up/TTO)	4.7262%									
Current OC amount (after Top/Tap Up/TTO)	72,628,266.26 AUD									
Current OC percentage (after Top/Tap Up/TTO)	4.7998%									

Information regarding the Notes II

Monthly Period:	10/2021
Payment Date:	25/11/2021
Interest Accrual Period (from/until)	from 25/10/2021 until 25/11/2021
Days accrued	31
Index Rate	1-Month-BBSW
Base Interest Rate:	0.0100%
Day Count Convention	actual/365

Class B Notes					
Interest Payments	Total Class A and B	Series B 2016-1	Series B 2016-2	Series B 2018-1	Total Class B
Total Interest Amount of the Reporting Period	1,252,639.51 AUD	- AUD	217,522.33 AUD	- AUD	217,522.33 AUD
Paid Interest	1,252,639.51 AUD	- AUD	217,522.33 AUD	- AUD	217,522.33 AUD
Unpaid Interest	Total Class A and B	Series B 2016-1	Series B 2016-2	Series B 2018-1	Total Class B
Unpaid Interest in the Reporting Period	- AUD	- AUD	- AUD	- AUD	- AUD
Cumulative Unpaid Interest	- AUD	- AUD	- AUD	- AUD	- AUD
Note Balance	Total Class A and B	Series B 2016-1	Series B 2016-2	Series B 2018-1	Total Class B
Note Balance as of the Beginning of the Period	1,348,200,000.00 AUD	- AUD	141,500,000.00 AUD	- AUD	141,500,000.00 AUD
Additional issue amount	- AUD	- AUD	- AUD	- AUD	- AUD
Redemption amount due to Amortising Series	- AUD	- AUD	- AUD	- AUD	- AUD
Redemption amount due to Term Take Out	- AUD	- AUD	- AUD	- AUD	- AUD
Class Balance as of the End of the Period	1,348,200,000.00 AUD	- AUD	141,500,000.00 AUD	- AUD	141,500,000.00 AUD
Payments to Investors per note		Series B 2016-1	Series B 2016-2	Series B 2018-1	Total Class B
Interest Per Note		- AUD	15.37 AUD	- AUD	
Principal Repayment by note		- AUD	- AUD	- AUD	
Total		- AUD	15.37 AUD	- AUD	
Notes	Total Class A and B	Series B 2016-1	Series B 2016-2	Series B 2018-1	Total Class B
Number of notes as of the beginning of the period	26,217	-	14,150	-	14,150
Increase of outstanding notes from tap-up	-	-	-	-	-
Reduction of outstanding notes from term take out	-	-	-	-	-
Number of notes as of the end of the period	26,217	-	14,150	-	14,150
Face value per note as of the beginning of period		- AUD	10,000.00 AUD	- AUD	10,000.00 AUD
Balance per note as of the end of the period		- AUD	10,000.00 AUD	- AUD	10,000.00 AUD
Notes Factor		-	1.0000000	-	1.0000000
Overcollateralisation Percentage		Series B 2016-1	Series B 2016-2	Series B 2018-1	Total Class B
Current OC Amount (before Top/Tap Up/TTO)		- AUD	163,778,397.16 AUD	- AUD	163,778,397.16 AUD
Current OC Percentage (before Top/Tap Up/TTO)		10.83%	10.83%	10.83%	10.83%
Current OC Amount (after Top Up)		- AUD	164,947,193.40 AUD	- AUD	164,947,193.40 AUD
Current OC Percentage (after Top Up)		10.90%	10.90%	10.90%	10.90%
Current OC Amount (after Top/Tap Up/TTO)		- AUD	164,947,193.40 AUD	- AUD	164,947,193.40 AUD
Current OC Percentage (after Top/Tap Up/TTO)		10.90%	10.90%	10.90%	10.90%
Target OC Percentage (Revolving Period)		10.90%	10.90%	10.90%	10.90%
Target OC Percentage (Amortising Period)		18.00%	18.00%	18.00%	18.00%

Subordinated Loan	
Balance as of the beginning of the period	93,615,399.16 AUD
Balance increase from tap up	- AUD
Redemption payments from term take out	- AUD
Regular redemption from waterfall	1,296,472.02 AUD
Redemption from cash collateral account	- AUD
Balance as of the end of the period	92,318,927.14 AUD
Current OC amount (before Top/Tap Up/TTO)	71,459,470.02 AUD
Current OC percentage (before Top/Tap Up/TTO)	4.7262%
Current OC amount (after Top/Tap Up/TTO)	72,628,266.26 AUD
Current OC percentage (after Top/Tap Up/TTO)	4.7998%

Cash Collateral Account

Cash collateral account (CCA)	Value
CCA Opening Balance - Initial balance at poolcut plus increases from tap-up/decrease from TTO	16,178,400.00 AUD
Balance as of the beginning of the period	16,178,400.00 AUD
Specified General Cash Collateral Account Balance	16,178,400.00 AUD
the greater of: 1.20% of the aggregate outstanding principal amount of the Notes as of the end of the Monthly Period; and	16,178,400.00 AUD
the lesser of: 0.60% of the Maximum Discounted Receivables Balance; and	11,586,682.24 AUD
the aggregate outstanding principal amount of the Notes as of the end of the Monthly Period	1,348,200,000.00 AUD
Payments	- AUD
General payment from CCA	- AUD
General payment to CCA	- AUD
Payment from CCA due to TTO	- AUD
Payment to CCA due to tap-up	- AUD
Balance as of the end of the period	16,178,400.00 AUD

Swap Fixing / Waterfall

Amortising Interest Rate Swap	Class A	Class B
Underlying Principal for Reporting Period	1,206,700,000.00 AUD	141,500,000.00 AUD
Paying Leg	Fixed Interest Rate	Fixed Interest Rate
Receiving Leg	Floating Interest Rate	Floating Interest Rate
Net Swap Payments - Net Swap Receipts	114,264.57 AUD	10,882.25 AUD

Available Distribution Amount Calculation	Payment to waterfall position	Remaining Amount
1) i) Available Collections Amount from Contracts	63,402,085.95 AUD	63,402,085.95 AUD
1) ii) Available Collections - Interest on Trust Accounts	1,615.14 AUD	63,403,701.09 AUD
2) Drawings from the Cash Collateral Account as provided for in clause 12.1 of the Issue Supplement	- AUD	63,403,701.09 AUD
3) Transfers from the Accumulation Account to the Distribution Account pursuant to clause 12.2 of the Issue Supplement	- AUD	63,403,701.09 AUD
4) Net Swap Receipts - Class A and Class B	- AUD	63,403,701.09 AUD
Net Swap Receipts on Series A 2016-1	- AUD	63,403,701.09 AUD
Net Swap Receipts on Series A 2016-2	- AUD	63,403,701.09 AUD
Net Swap Receipts on Series A 2016-3	- AUD	63,403,701.09 AUD
Net Swap Receipts on Series A 2016-4	- AUD	63,403,701.09 AUD
Net Swap Receipts on Series A 2017-1	- AUD	63,403,701.09 AUD
Net Swap Receipts on Series A 2017-2	- AUD	63,403,701.09 AUD
Net Swap Receipts on Series A 2018-1	- AUD	63,403,701.09 AUD
Net Swap Receipts on Series A 2019-1	- AUD	63,403,701.09 AUD
Net Swap Receipts on Series B 2016-1	- AUD	63,403,701.09 AUD
Net Swap Receipts on Series B 2016-2	- AUD	63,403,701.09 AUD
Net Swap Receipts on Series B 2018-1	- AUD	63,403,701.09 AUD
5) Damages and Indemnity Payments to Issuer	- AUD	63,403,701.09 AUD
6) Other Reimbursement Amounts	- AUD	63,403,701.09 AUD
7) Buffer Release Amount	(7,917,081.23 AUD)	55,486,619.86 AUD
Purchase price amount (clean-up call)	- AUD	55,486,619.86 AUD
Remaining Rounding Amount (M-1)	- AUD	55,486,619.86 AUD

Waterfall	Payment to waterfall position	Remaining Amount
Available Distribution Amount	- AUD	55,486,619.86 AUD
1) Trust Beneficiary \$1	(1.00 AUD)	55,486,618.86 AUD
2) Taxes	- AUD	55,486,618.86 AUD
3) Trust Fees & Expenses and Servicer Fees	(1,282,518.93 AUD)	54,204,099.93 AUD
4) Equal Rank Swap Payments	(125,146.82 AUD)	54,078,953.11 AUD
Net Swap Payments on Series A 2016-1	(47,345.89 AUD)	54,156,754.04 AUD
Net Swap Payments on Series A 2016-2	(6,609.49 AUD)	54,150,144.55 AUD
Net Swap Payments on Series A 2016-3	- AUD	54,150,144.55 AUD
Net Swap Payments on Series A 2016-4	- AUD	54,150,144.55 AUD
Net Swap Payments on Series A 2017-1	(23,672.95 AUD)	54,126,471.60 AUD
Net Swap Payments on Series A 2017-2	(10,008.92 AUD)	54,116,462.68 AUD
Net Swap Payments on Series A 2018-1	(13,313.66 AUD)	54,103,149.02 AUD
Net Swap Payments on Series A 2019-1	(13,313.66 AUD)	54,089,835.36 AUD
Net Swap Payments on Series B 2016-1	- AUD	54,089,835.36 AUD
Net Swap Payments on Series B 2016-2	(10,882.25 AUD)	54,078,953.11 AUD
Net Swap Payments on Series B 2018-1	- AUD	54,078,953.11 AUD
5) Interest Payment - Class A	(1,035,117.18 AUD)	53,043,835.93 AUD
(a) Accrued Interest & (b) Interest Shortfalls on Series A 2016-1	(428,904.11 AUD)	53,650,049.00 AUD
(a) Accrued Interest & (b) Interest Shortfalls on Series A 2016-2	(59,875.01 AUD)	53,590,173.99 AUD
(a) Accrued Interest & (b) Interest Shortfalls on Series A 2016-3	- AUD	53,590,173.99 AUD
(a) Accrued Interest & (b) Interest Shortfalls on Series A 2016-4	- AUD	53,590,173.99 AUD
(a) Accrued Interest & (b) Interest Shortfalls on Series A 2017-1	(214,452.05 AUD)	53,375,721.94 AUD
(a) Accrued Interest & (b) Interest Shortfalls on Series A 2017-2	(90,670.33 AUD)	53,285,051.61 AUD
(a) Accrued Interest & (b) Interest Shortfalls on Series A 2018-1	(120,607.84 AUD)	53,164,443.77 AUD
(a) Accrued Interest & (b) Interest Shortfalls on Series A 2019-1	(120,607.84 AUD)	53,043,835.93 AUD
6) Interest Payment - Class B	(217,522.33 AUD)	52,826,313.60 AUD
(a) Accrued Interest & (b) Interest Shortfalls on Series B 2016-1	- AUD	53,043,835.93 AUD
(a) Accrued Interest & (b) Interest Shortfalls on Series B 2016-2	(217,522.33 AUD)	52,826,313.60 AUD
(a) Accrued Interest & (b) Interest Shortfalls on Series B 2018-1	- AUD	52,826,313.60 AUD
7) Payment to Cash Collateral Account	- AUD	52,826,313.60 AUD
8. a) Principal Payment - Class A	- AUD	52,826,313.60 AUD
Principal Payments on Series A 2016-1	- AUD	52,826,313.60 AUD
Principal Payments on Series A 2016-2	- AUD	52,826,313.60 AUD
Principal Payments on Series A 2016-3	- AUD	52,826,313.60 AUD
Principal Payments on Series A 2016-4	- AUD	52,826,313.60 AUD
Principal Payments on Series A 2017-1	- AUD	52,826,313.60 AUD
Principal Payments on Series A 2017-2	- AUD	52,826,313.60 AUD
Principal Payments on Series A 2018-1	- AUD	52,826,313.60 AUD
Principal Payments on Series A 2019-1	- AUD	52,826,313.60 AUD
Remaining Rounding Amount from Current Period Class A	- AUD	52,826,313.60 AUD
8. b) Class A Accumulation Amount to Accumulation Account	(1,897,931.04 AUD)	50,928,382.56 AUD
9. a) Principal Payment - Class B	- AUD	50,928,382.56 AUD
Principal Payments on Series B 2016-1	- AUD	50,928,382.56 AUD
Principal Payments on Series B 2016-2	- AUD	50,928,382.56 AUD
Principal Payments on Series B 2018-1	- AUD	50,928,382.56 AUD
Remaining Rounding Amount from Current Period Class B	- AUD	50,928,382.56 AUD
9. b) Class B Accumulation Amount to Accumulation Account	(49,354,424.24 AUD)	1,573,958.32 AUD
10) Penalties, Costs, Expenses, Damages, Losses or Liabilities	- AUD	1,573,958.32 AUD
11. a) Other Payment to Swap Counterparties	- AUD	1,573,958.32 AUD
11. b) Other Payment to Note Purchasers	- AUD	1,573,958.32 AUD
12) Subordinated Loan Accrued and Unpaid Interest	(277,486.30 AUD)	1,296,472.02 AUD
13) Subordinated Loan Principal	(1,296,472.02 AUD)	- AUD
14) Surplus Income Distribution to Beneficiary of the Trust	- AUD	- AUD

Distribution of Cash Collateral Account surplus	Payment	Remaining amount
Payment from CCA	- AUD	- AUD
Payment of Interest Accrued this period on the Subordinated Loan	- AUD	- AUD
Payment of Unpaid Interest on the Subordinated Loan	- AUD	- AUD
Payment in respect of regular redemption to subordinated lender	- AUD	- AUD
Distribution to Beneficiary of the Trust	- AUD	- AUD

Payments due to Term Take Out - not part of the waterfall	Payment	Remaining amount
Purchase price from Term Take Out	- AUD	- AUD
Redemption Class A	- AUD	- AUD
Redemption Class B	- AUD	- AUD
Redemption Subordinated Loan	- AUD	- AUD
Distribution to Beneficiary of the Trust	- AUD	- AUD

Retention of Net Economic Interest

Period	Poolcut	Balance as of the end of period - before top/tap-up/Term TakeOut	Balance as of the end of period - after top/tap-up/Term TakeOut
Total Assets	157,645,986.79 AUD	1,762,883,643.00 AUD	1,775,364,233.91 AUD
Nominal Receivables Balance	157,645,986.79 AUD	1,711,631,287.72 AUD	1,775,364,233.91 AUD
Accumulation Account balance	- AUD	51,252,355.28 AUD	- AUD
First loss piece	15,425,364.25 AUD	179,956,797.16 AUD	181,125,593.40 AUD
Subordinated Loan balance	12,766,069.41 AUD	92,318,927.14 AUD	92,318,927.14 AUD
Overcollateralisation	1,285,414.84 AUD	71,459,470.02 AUD	72,628,266.26 AUD
General Cash Collateral Account balance	1,373,880.00 AUD	16,178,400.00 AUD	16,178,400.00 AUD
Actual retention	9.78%	10.21%	10.20%

In its capacity as originator and original lender, VWFS Australia complies with the retention requirement of a material net economic interest in accordance with Article 6 (3) (d) of the European Securitisation Regulation

By adhering to Article 6 (3)(d) of the European Securitisation Regulation, VWFS Australia will keep the exposures designated for retention on its balance sheet on an ongoing basis.

The latest end of month level of retention will be published on a monthly basis in the investor report.

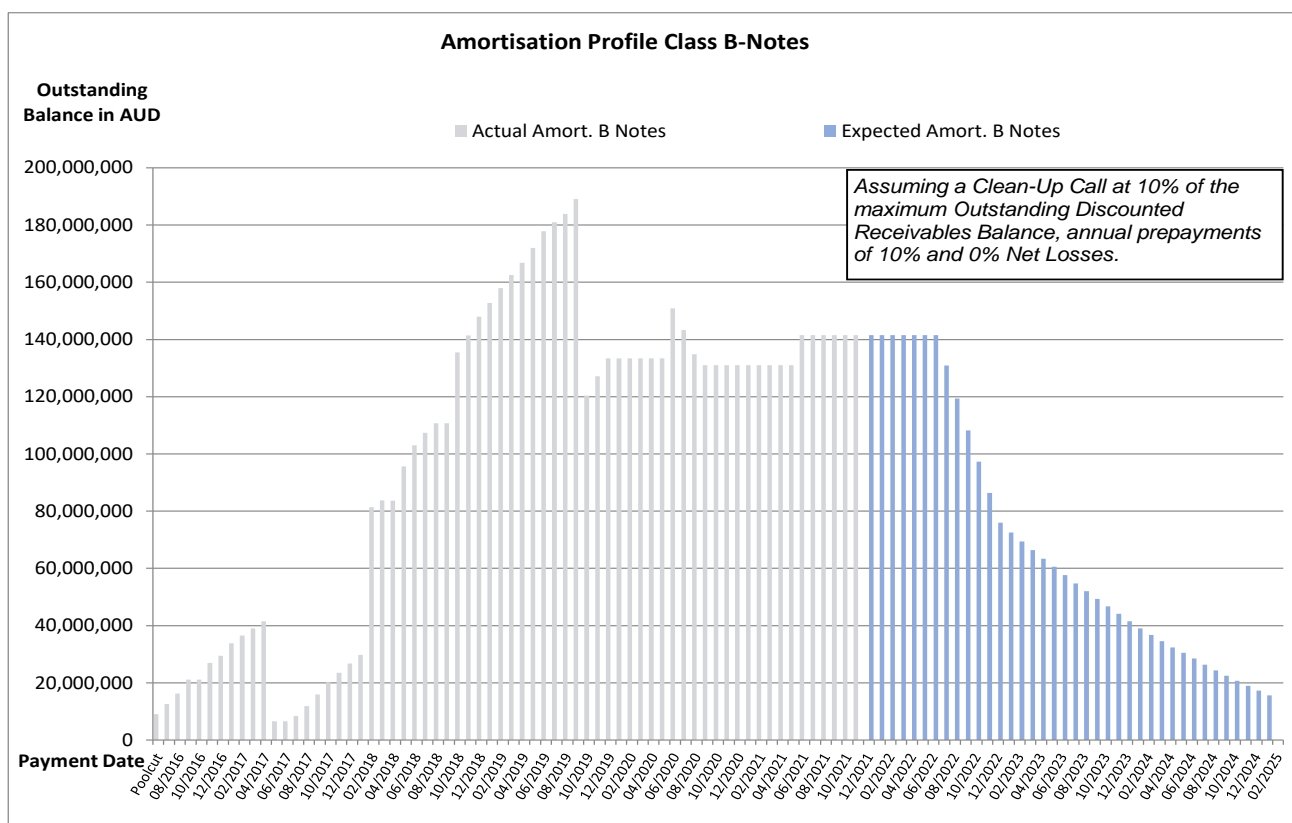
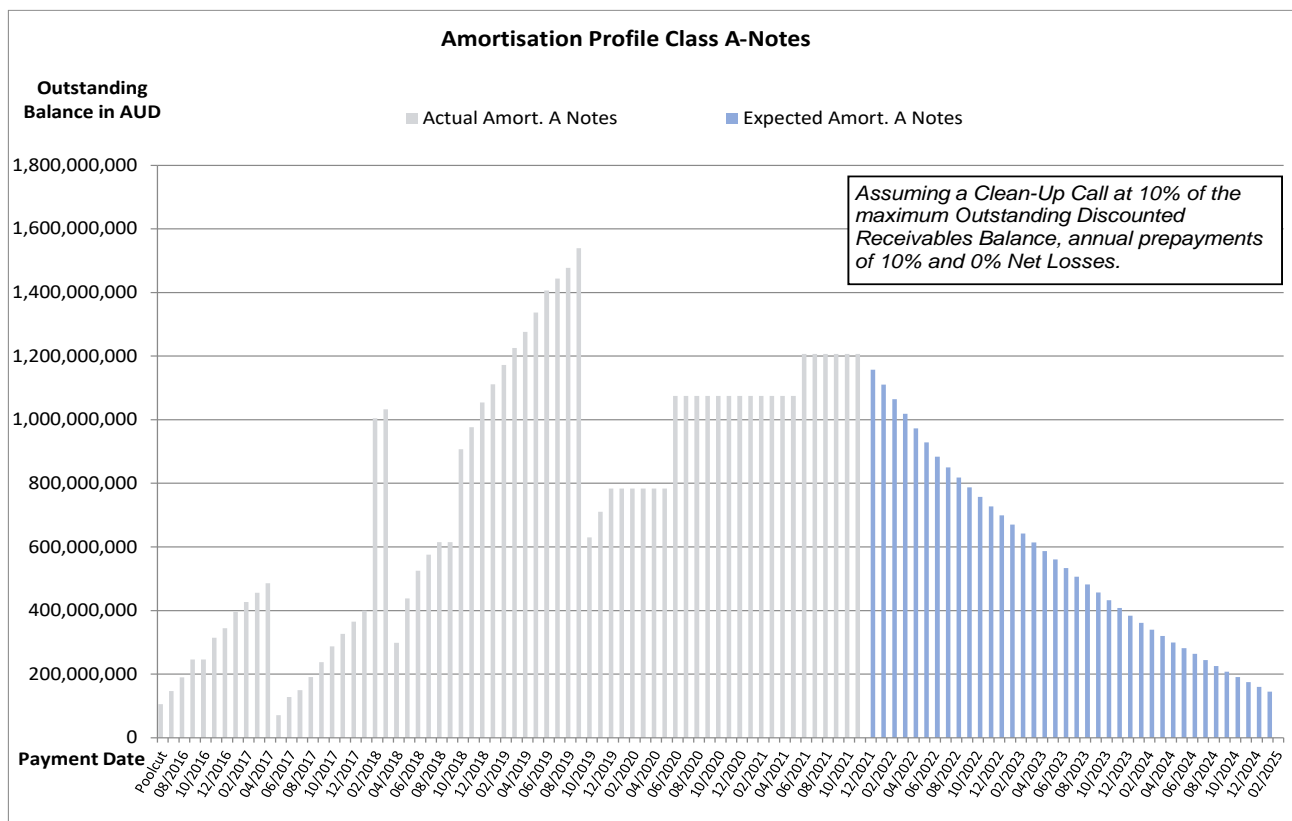
Amortisation Profile I

Note Class	Class A		Class B	
WAL	At Closing: 2.64 yrs	Current: 1.55 yrs	At Closing: 3.25 yrs	Current: 1.64 yrs
Payment Date	Actual Note Balance	Forecasted Note Balance	Actual Note Balance	Forecasted Note Balance
Poolcut	105,400,000.00 AUD	- AUD	9,090,000.00 AUD	- AUD
07/2016	146,800,000.00 AUD	- AUD	12,620,000.00 AUD	- AUD
08/2016	189,600,000.00 AUD	- AUD	16,270,000.00 AUD	- AUD
09/2016	246,400,000.00 AUD	- AUD	21,120,000.00 AUD	- AUD
10/2016	246,400,000.00 AUD	- AUD	21,120,000.00 AUD	- AUD
11/2016	314,300,000.00 AUD	- AUD	26,910,000.00 AUD	- AUD
12/2016	344,500,000.00 AUD	- AUD	29,490,000.00 AUD	- AUD
01/2017	395,400,000.00 AUD	- AUD	33,840,000.00 AUD	- AUD
02/2017	427,200,000.00 AUD	- AUD	36,550,000.00 AUD	- AUD
03/2017	455,800,000.00 AUD	- AUD	38,990,000.00 AUD	- AUD
04/2017	485,400,000.00 AUD	- AUD	41,520,000.00 AUD	- AUD
05/2017	70,500,000.00 AUD	- AUD	6,540,000.00 AUD	- AUD
06/2017	128,000,000.00 AUD	- AUD	6,540,000.00 AUD	- AUD
07/2017	149,600,000.00 AUD	- AUD	8,380,000.00 AUD	- AUD
08/2017	191,000,000.00 AUD	- AUD	11,910,000.00 AUD	- AUD
09/2017	237,300,000.00 AUD	- AUD	15,870,000.00 AUD	- AUD
10/2017	287,700,000.00 AUD	- AUD	20,170,000.00 AUD	- AUD
11/2017	326,900,000.00 AUD	- AUD	23,520,000.00 AUD	- AUD
12/2017	365,000,000.00 AUD	- AUD	26,770,000.00 AUD	- AUD
01/2018	399,500,000.00 AUD	- AUD	29,720,000.00 AUD	- AUD
02/2018	1,005,000,000.00 AUD	- AUD	81,400,000.00 AUD	- AUD
03/2018	1,032,400,000.00 AUD	- AUD	83,740,000.00 AUD	- AUD
04/2018	298,500,000.00 AUD	- AUD	83,700,000.00 AUD	- AUD
05/2018	438,400,000.00 AUD	- AUD	95,640,000.00 AUD	- AUD
06/2018	525,300,000.00 AUD	- AUD	103,050,000.00 AUD	- AUD
07/2018	575,800,000.00 AUD	- AUD	107,360,000.00 AUD	- AUD
08/2018	615,000,000.00 AUD	- AUD	110,690,000.00 AUD	- AUD
09/2018	615,000,000.00 AUD	- AUD	110,690,000.00 AUD	- AUD
10/2018	907,000,000.00 AUD	- AUD	135,460,000.00 AUD	- AUD
11/2018	976,600,000.00 AUD	- AUD	141,360,000.00 AUD	- AUD
12/2018	1,054,500,000.00 AUD	- AUD	147,970,000.00 AUD	- AUD
01/2019	1,111,000,000.00 AUD	- AUD	152,760,000.00 AUD	- AUD
02/2019	1,172,200,000.00 AUD	- AUD	157,950,000.00 AUD	- AUD
03/2019	1,225,800,000.00 AUD	- AUD	162,500,000.00 AUD	- AUD
04/2019	1,276,500,000.00 AUD	- AUD	166,800,000.00 AUD	- AUD
05/2019	1,337,400,000.00 AUD	- AUD	171,970,000.00 AUD	- AUD
06/2019	1,406,400,000.00 AUD	- AUD	177,790,000.00 AUD	- AUD
07/2019	1,443,500,000.00 AUD	- AUD	180,920,000.00 AUD	- AUD
08/2019	1,477,900,000.00 AUD	- AUD	183,820,000.00 AUD	- AUD
09/2019	1,539,600,000.00 AUD	- AUD	189,030,000.00 AUD	- AUD
10/2019	629,900,000.00 AUD	- AUD	120,380,000.00 AUD	- AUD
11/2019	710,200,000.00 AUD	- AUD	127,150,000.00 AUD	- AUD
12/2019	783,900,000.00 AUD	- AUD	133,360,000.00 AUD	- AUD
01/2020	783,900,000.00 AUD	- AUD	133,360,000.00 AUD	- AUD
02/2020	783,900,000.00 AUD	- AUD	133,360,000.00 AUD	- AUD
03/2020	783,900,000.00 AUD	- AUD	133,360,000.00 AUD	- AUD
04/2020	783,900,000.00 AUD	- AUD	133,360,000.00 AUD	- AUD
05/2020	783,900,000.00 AUD	- AUD	133,360,000.00 AUD	- AUD
06/2020	1,074,500,000.00 AUD	- AUD	150,862,177.93 AUD	- AUD
07/2020	1,074,500,000.00 AUD	- AUD	143,278,597.13 AUD	- AUD
08/2020	1,074,500,000.00 AUD	- AUD	134,828,503.07 AUD	- AUD

Note Class	Class A		Class B	
WAL	At Closing: 2.64 yrs	Current: 1.55 yrs	At Closing: 3.25 yrs	Current: 1.64 yrs
Payment Date	Actual Note Balance	Forecasted Note Balance	Actual Note Balance	Forecasted Note Balance
09/2020	1,074,500,000.00 AUD	- AUD	130,990,000.00 AUD	- AUD
10/2020	1,074,500,000.00 AUD	- AUD	130,990,000.00 AUD	- AUD
11/2020	1,074,500,000.00 AUD	- AUD	130,990,000.00 AUD	- AUD
12/2020	1,074,500,000.00 AUD	- AUD	130,990,000.00 AUD	- AUD
01/2021	1,074,500,000.00 AUD	- AUD	130,990,000.00 AUD	- AUD
02/2021	1,074,500,000.00 AUD	- AUD	130,990,000.00 AUD	- AUD
03/2021	1,074,500,000.00 AUD	- AUD	130,990,000.00 AUD	- AUD
04/2021	1,074,500,000.00 AUD	- AUD	130,990,000.00 AUD	- AUD
05/2021	1,074,500,000.00 AUD	- AUD	130,990,000.00 AUD	- AUD
06/2021	1,206,700,000.00 AUD	- AUD	141,500,000.00 AUD	- AUD
07/2021	1,206,700,000.00 AUD	- AUD	141,500,000.00 AUD	- AUD
08/2021	1,206,700,000.00 AUD	- AUD	141,500,000.00 AUD	- AUD
09/2021	1,206,700,000.00 AUD	- AUD	141,500,000.00 AUD	- AUD
10/2021	1,206,700,000.00 AUD	- AUD	141,500,000.00 AUD	- AUD
11/2021	1,206,700,000.00 AUD	- AUD	141,500,000.00 AUD	- AUD
12/2021	- AUD	1,156,928,915.01 AUD	- AUD	141,500,000.00 AUD
01/2022	- AUD	1,110,578,446.88 AUD	- AUD	141,500,000.00 AUD
02/2022	- AUD	1,064,249,693.86 AUD	- AUD	141,500,000.00 AUD
03/2022	- AUD	1,019,049,006.56 AUD	- AUD	141,500,000.00 AUD
04/2022	- AUD	973,158,270.99 AUD	- AUD	141,500,000.00 AUD
05/2022	- AUD	928,721,449.02 AUD	- AUD	141,500,000.00 AUD
06/2022	- AUD	883,807,185.66 AUD	- AUD	141,500,000.00 AUD
07/2022	- AUD	849,745,041.50 AUD	- AUD	130,873,692.07 AUD
08/2022	- AUD	818,195,857.57 AUD	- AUD	119,388,222.66 AUD
09/2022	- AUD	787,440,167.52 AUD	- AUD	108,211,984.12 AUD
10/2022	- AUD	757,640,864.60 AUD	- AUD	97,278,750.44 AUD
11/2022	- AUD	727,740,886.70 AUD	- AUD	86,372,055.07 AUD
12/2022	- AUD	699,125,704.17 AUD	- AUD	75,973,052.45 AUD
01/2023	- AUD	670,403,767.93 AUD	- AUD	72,476,083.02 AUD
02/2023	- AUD	641,705,320.98 AUD	- AUD	69,373,548.22 AUD
03/2023	- AUD	613,934,172.63 AUD	- AUD	66,371,261.90 AUD
04/2023	- AUD	586,494,206.73 AUD	- AUD	63,404,779.11 AUD
05/2023	- AUD	560,275,339.56 AUD	- AUD	60,570,306.98 AUD
06/2023	- AUD	533,572,954.78 AUD	- AUD	57,683,562.67 AUD
07/2023	- AUD	506,550,647.06 AUD	- AUD	54,762,232.11 AUD
08/2023	- AUD	481,659,452.22 AUD	- AUD	52,071,292.13 AUD
09/2023	- AUD	456,445,858.68 AUD	- AUD	49,345,498.23 AUD
10/2023	- AUD	432,580,193.30 AUD	- AUD	46,765,426.30 AUD
11/2023	- AUD	407,621,028.19 AUD	- AUD	44,067,138.19 AUD
12/2023	- AUD	384,037,287.45 AUD	- AUD	41,517,544.59 AUD
01/2024	- AUD	361,257,924.35 AUD	- AUD	39,054,910.74 AUD
02/2024	- AUD	340,050,470.09 AUD	- AUD	36,762,212.98 AUD
03/2024	- AUD	319,639,771.93 AUD	- AUD	34,555,651.02 AUD
04/2024	- AUD	299,267,604.05 AUD	- AUD	32,353,254.49 AUD
05/2024	- AUD	281,743,314.72 AUD	- AUD	30,458,736.73 AUD
06/2024	- AUD	263,567,901.22 AUD	- AUD	28,493,827.16 AUD
07/2024	- AUD	243,954,057.39 AUD	- AUD	26,373,411.61 AUD
08/2024	- AUD	225,569,557.46 AUD	- AUD	24,385,898.11 AUD
09/2024	- AUD	207,894,115.80 AUD	- AUD	22,475,039.55 AUD
10/2024	- AUD	191,038,680.00 AUD	- AUD	20,652,830.27 AUD
11/2024	- AUD	175,214,148.97 AUD	- AUD	18,942,070.16 AUD
12/2024	- AUD	159,446,247.84 AUD	- AUD	17,237,432.19 AUD
01/2025	- AUD	144,742,661.13 AUD	- AUD	15,647,855.25 AUD
02/2025	- AUD	- AUD	- AUD	- AUD

*Based on the following assumptions: CPR of 10%, Net Losses of 0% and Clean Up Call at 10% of the maximum outstanding discounted receivables balance

Amortisation Profile II

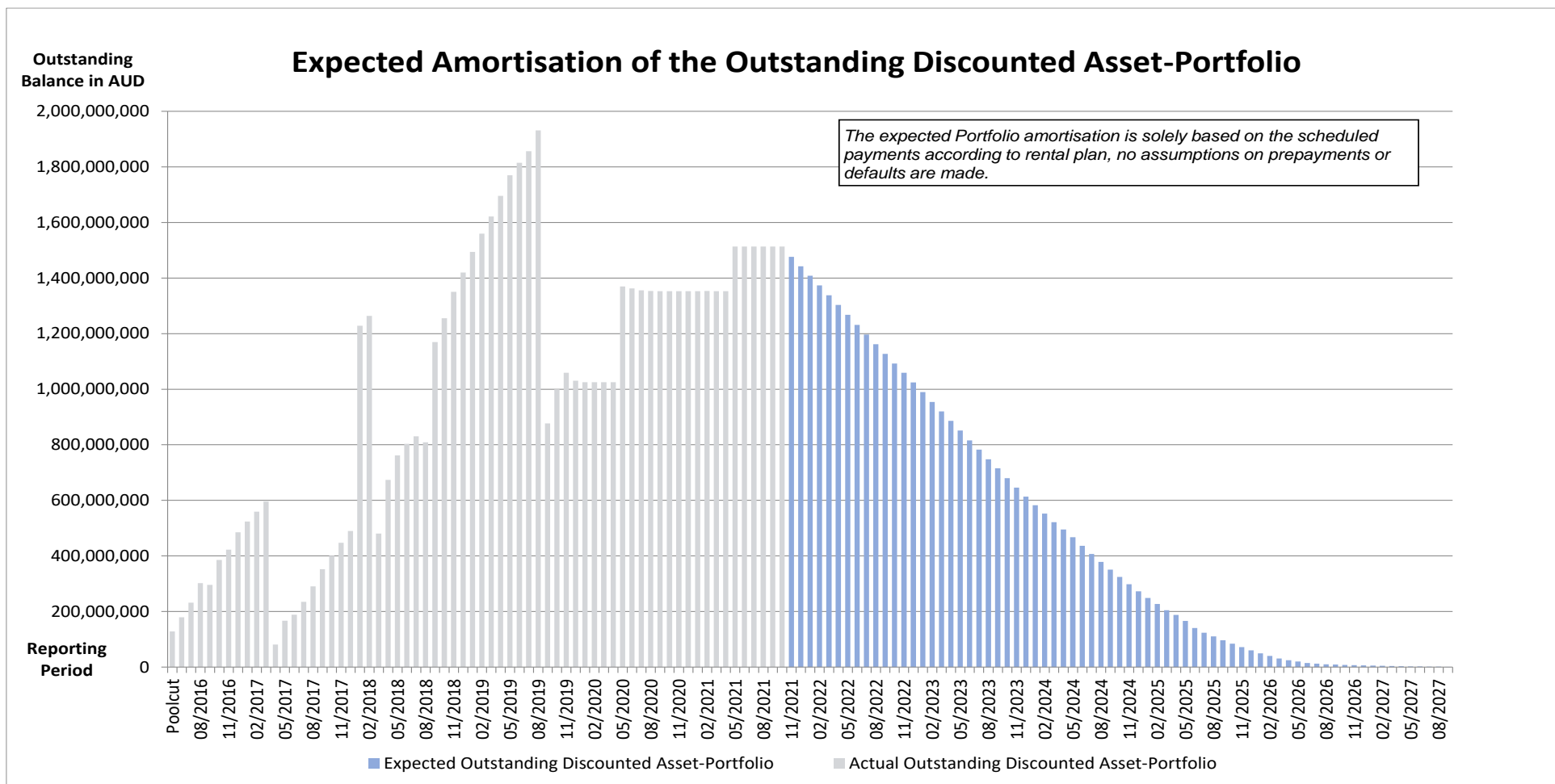


Run Out Schedule I

End of Collection Period	Interest	Principal	Nominal Instalments
arrears	916,106.75 AUD	4,842,561.49 AUD	5,758,668.24 AUD
11/2021	9,624,717.35 AUD	32,436,969.52 AUD	42,061,686.87 AUD
12/2021	10,634,563.57 AUD	33,466,365.72 AUD	44,100,929.29 AUD
01/2022	10,494,208.26 AUD	34,249,230.15 AUD	44,743,438.41 AUD
02/2022	10,291,227.06 AUD	34,843,576.40 AUD	45,134,803.46 AUD
03/2022	10,063,535.92 AUD	35,211,397.91 AUD	45,274,933.83 AUD
04/2022	9,819,715.51 AUD	34,677,409.13 AUD	44,497,124.64 AUD
05/2022	9,578,569.66 AUD	35,679,101.49 AUD	45,257,671.15 AUD
06/2022	9,323,897.63 AUD	36,354,707.30 AUD	45,678,604.93 AUD
07/2022	9,063,205.25 AUD	35,060,303.92 AUD	44,123,509.17 AUD
08/2022	8,811,670.35 AUD	34,619,511.57 AUD	43,431,181.92 AUD
09/2022	8,562,035.16 AUD	34,241,903.00 AUD	42,803,938.16 AUD
10/2022	8,313,416.87 AUD	34,759,712.35 AUD	43,073,129.22 AUD
11/2022	8,060,710.91 AUD	33,836,340.05 AUD	41,897,050.96 AUD
12/2022	7,813,596.32 AUD	34,373,621.16 AUD	42,187,216.93 AUD
01/2023	7,561,308.70 AUD	35,040,960.92 AUD	42,602,269.62 AUD
02/2023	7,304,007.86 AUD	35,141,264.18 AUD	42,445,272.04 AUD
03/2023	7,046,255.96 AUD	34,458,044.33 AUD	41,504,300.29 AUD
04/2023	6,793,296.41 AUD	33,479,320.95 AUD	40,272,617.36 AUD
05/2023	6,547,162.64 AUD	34,655,908.36 AUD	41,203,071.00 AUD
06/2023	6,292,501.03 AUD	36,102,383.99 AUD	42,394,885.02 AUD
07/2023	6,026,905.00 AUD	33,106,683.27 AUD	39,133,588.27 AUD
08/2023	5,782,669.78 AUD	34,296,288.12 AUD	40,078,957.90 AUD
09/2023	5,529,574.72 AUD	32,954,125.50 AUD	38,483,700.22 AUD
10/2023	5,285,980.46 AUD	35,210,564.30 AUD	40,496,544.76 AUD
11/2023	5,026,171.26 AUD	33,773,511.53 AUD	38,799,682.79 AUD
12/2023	4,776,551.26 AUD	32,869,154.11 AUD	37,645,705.37 AUD
01/2024	4,533,882.42 AUD	30,819,270.84 AUD	35,353,153.26 AUD
02/2024	4,306,044.91 AUD	30,365,891.71 AUD	34,671,936.62 AUD
03/2024	4,082,602.37 AUD	30,547,965.57 AUD	34,630,567.94 AUD
04/2024	3,858,081.80 AUD	26,276,505.35 AUD	30,134,587.15 AUD
05/2024	3,663,843.05 AUD	27,792,297.07 AUD	31,456,140.12 AUD
06/2024	3,458,289.98 AUD	31,033,501.09 AUD	34,491,791.07 AUD
07/2024	3,228,731.66 AUD	29,271,461.82 AUD	32,500,193.48 AUD
08/2024	3,012,113.89 AUD	28,541,183.74 AUD	31,553,297.63 AUD
09/2024	2,800,981.89 AUD	27,681,652.75 AUD	30,482,634.64 AUD
10/2024	2,596,196.66 AUD	26,186,606.64 AUD	28,782,803.30 AUD
11/2024	2,402,455.21 AUD	26,666,306.49 AUD	29,068,761.70 AUD
12/2024	2,205,222.93 AUD	25,067,543.28 AUD	27,272,766.21 AUD
01/2025	2,019,744.82 AUD	23,958,504.43 AUD	25,978,249.25 AUD
02/2025	1,842,722.26 AUD	21,923,999.54 AUD	23,766,721.80 AUD
03/2025	1,681,100.42 AUD	22,277,617.55 AUD	23,958,717.97 AUD
04/2025	1,516,390.08 AUD	16,957,406.20 AUD	18,473,796.28 AUD
05/2025	1,391,275.24 AUD	21,407,208.98 AUD	22,798,484.22 AUD
06/2025	1,232,954.12 AUD	26,117,778.66 AUD	27,350,732.78 AUD
07/2025	1,039,774.14 AUD	16,426,663.68 AUD	17,466,437.82 AUD
08/2025	918,338.32 AUD	13,764,003.94 AUD	14,682,342.26 AUD
09/2025	816,562.47 AUD	13,893,136.76 AUD	14,709,699.23 AUD
10/2025	713,681.34 AUD	11,901,498.87 AUD	12,615,180.21 AUD
11/2025	625,522.09 AUD	12,347,320.83 AUD	12,972,842.92 AUD

End of Collection Period	Interest	Principal	Nominal Instalments
12/2025	534,137.80 AUD	11,924,920.88 AUD	12,459,058.68 AUD
01/2026	445,907.70 AUD	10,530,689.11 AUD	10,976,596.81 AUD
02/2026	368,062.14 AUD	9,434,871.68 AUD	9,802,933.82 AUD
03/2026	298,345.74 AUD	9,050,753.25 AUD	9,349,098.99 AUD
04/2026	231,298.38 AUD	6,109,369.50 AUD	6,340,667.88 AUD
05/2026	186,039.34 AUD	5,233,580.87 AUD	5,419,620.21 AUD
06/2026	147,268.58 AUD	4,814,845.76 AUD	4,962,114.34 AUD
07/2026	111,599.65 AUD	2,550,908.00 AUD	2,662,507.65 AUD
08/2026	92,708.04 AUD	2,040,580.15 AUD	2,133,288.19 AUD
09/2026	77,717.47 AUD	1,232,107.75 AUD	1,309,825.22 AUD
10/2026	68,597.36 AUD	1,172,110.45 AUD	1,240,707.81 AUD
11/2026	59,906.86 AUD	1,030,461.60 AUD	1,090,368.46 AUD
12/2026	52,273.17 AUD	950,561.90 AUD	1,002,835.07 AUD
01/2027	45,231.52 AUD	859,392.58 AUD	904,624.10 AUD
02/2027	38,865.07 AUD	769,178.78 AUD	808,043.85 AUD
03/2027	33,166.57 AUD	666,910.43 AUD	700,077.00 AUD
04/2027	28,226.09 AUD	596,297.51 AUD	624,523.60 AUD
05/2027	23,808.82 AUD	561,479.54 AUD	585,288.36 AUD
06/2027	19,645.70 AUD	490,552.02 AUD	510,197.72 AUD
07/2027	16,011.68 AUD	421,770.60 AUD	437,782.28 AUD
08/2027	12,887.28 AUD	363,773.30 AUD	376,660.58 AUD
09/2027	10,192.35 AUD	313,946.69 AUD	324,139.04 AUD
10/2027	7,866.51 AUD	268,507.21 AUD	276,373.72 AUD
11/2027	5,877.35 AUD	225,484.81 AUD	231,362.16 AUD
12/2027	4,206.99 AUD	179,361.37 AUD	183,568.36 AUD
01/2028	2,878.25 AUD	140,674.81 AUD	143,553.06 AUD
02/2028	1,836.17 AUD	95,669.34 AUD	97,505.51 AUD
03/2028	1,127.35 AUD	63,618.20 AUD	64,745.55 AUD
04/2028	656.12 AUD	38,750.65 AUD	39,406.77 AUD
05/2028	369.07 AUD	25,588.77 AUD	25,957.84 AUD
06/2028	179.48 AUD	15,434.39 AUD	15,613.87 AUD
07/2028	65.17 AUD	7,773.16 AUD	7,838.33 AUD
08/2028	7.57 AUD	1,021.83 AUD	1,029.40 AUD
09/2028	- AUD	- AUD	- AUD
Total	262,217,041.06 AUD	1,513,147,193.40 AUD	1,775,364,233.91 AUD

Run Out Schedule II



Outstanding Contracts I - Overview

Total Portfolio as of Poolcut Date			Product Type					
Contract Status Development	Number of Contracts	Outstanding Discounted Receivables Balance	Hire Purchase		Chattel Mortgage		Consumer Loan	
			Number of Contracts	Outstanding Discounted Receivables Balance	Number of Contracts	Outstanding Discounted Receivables Balance	Number of Contracts	Outstanding Discounted Receivables Balance
Normal	3,572	128,541,484.25 AUD	27	595,370.53 AUD	2,047	82,162,211.56 AUD	1,498	45,783,902.16 AUD
In Advance	-	- AUD	-	- AUD	-	- AUD	-	- AUD
In Arrears	-	- AUD	-	- AUD	-	- AUD	-	- AUD
Paid out/Matured	-	- AUD	-	- AUD	-	- AUD	-	- AUD
Early Payout	-	- AUD	-	- AUD	-	- AUD	-	- AUD
Gross Salvage	-	- AUD	-	- AUD	-	- AUD	-	- AUD
Net Salvage	-	- AUD	-	- AUD	-	- AUD	-	- AUD
Total	3,572	128,541,484.25 AUD	27	595,370.53 AUD	2,047	82,162,211.56 AUD	1,498	45,783,902.16 AUD

Total Portfolio as of Previous Month			Product Type					
Contract Status Development	Number of Contracts	Outstanding Discounted Receivables Balance	Hire Purchase		Chattel Mortgage		Consumer Loan	
			Number of Contracts	Outstanding Discounted Receivables Balance	Number of Contracts	Outstanding Discounted Receivables Balance	Number of Contracts	Outstanding Discounted Receivables Balance
Normal	42,016	1,143,046,600.03 AUD	15	533,974.62 AUD	22,653	728,547,201.38 AUD	19,348	413,965,424.03 AUD
In Advance	8,797	202,822,228.89 AUD	5	118,369.31 AUD	2,476	71,794,100.48 AUD	6,316	130,909,759.10 AUD
In Arrears	5,987	164,209,025.98 AUD	2	79,085.76 AUD	2,254	74,528,464.65 AUD	3,731	89,601,475.57 AUD
Paid out/Matured	6,131	- AUD	28	- AUD	2,842	- AUD	3,261	- AUD
Early Payout	24,169	- AUD	38	- AUD	7,950	- AUD	16,181	- AUD
Gross Salvage	114	3,075,013.01 AUD	-	- AUD	62	2,135,748.23 AUD	52	939,264.78 AUD
Net Salvage	1,262	27,781,458.05 AUD	2	11,370.98 AUD	608	16,373,965.38 AUD	652	11,396,121.69 AUD
Total	88,476	1,540,934,325.96 AUD	90	742,800.67 AUD	38,845	893,379,480.12 AUD	49,541	646,812,045.17 AUD

Total Portfolio as of Current Reporting Period			Product Type					
Contract Status Development	Number of Contracts	Outstanding Discounted Receivables Balance	Hire Purchase		Chattel Mortgage		Consumer Loan	
			Number of Contracts	Outstanding Discounted Receivables Balance	Number of Contracts	Outstanding Discounted Receivables Balance	Number of Contracts	Outstanding Discounted Receivables Balance
Normal	43,700	1,191,709,599.21 AUD	16	559,715.94 AUD	23,431	752,290,238.92 AUD	20,253	438,859,644.35 AUD
In Advance	8,149	174,292,534.00 AUD	5	114,198.30 AUD	2,239	61,926,011.90 AUD	5,905	112,252,323.80 AUD
In Arrears	5,312	144,142,171.36 AUD	1	40,979.20 AUD	2,162	69,883,844.78 AUD	3,149	74,217,347.38 AUD
Paid out/Matured	6,329	- AUD	28	- AUD	2,949	- AUD	3,352	- AUD
Early Payout	25,046	- AUD	38	- AUD	8,269	- AUD	16,739	- AUD
Gross Salvage	111	3,002,888.83 AUD	-	- AUD	60	2,080,021.61 AUD	51	922,867.22 AUD
Net Salvage	1,280	28,185,687.60 AUD	2	11,370.98 AUD	619	16,618,287.00 AUD	659	11,556,029.62 AUD
Total	89,927	1,541,332,881.00 AUD	90	726,264.42 AUD	39,729	902,798,404.21 AUD	50,108	637,808,212.37 AUD

Outstanding Contracts I - Overview

Total Portfolio as of Poolcut Date			Balloon				Type of Car			
Contract Status Development	Number of Contracts	Outstanding Discounted Receivables Balance	Balloon		No Balloon		New Vehicle		Used Vehicle	
			Number of Contracts	Outstanding Discounted Receivables Balance	Number of Contracts	Outstanding Discounted Receivables Balance	Number of Contracts	Outstanding Discounted Receivables Balance	Number of Contracts	Outstanding Discounted Receivables Balance
Normal	3,572	128,541,484.25 AUD	1,460	67,743,395.28 AUD	2,112	60,798,088.97 AUD	2,996	113,632,498.43 AUD	576	14,908,985.82 AUD
In Advance	-	- AUD	-	- AUD	-	- AUD	-	- AUD	-	- AUD
In Arrears	-	- AUD	-	- AUD	-	- AUD	-	- AUD	-	- AUD
Paid out/Matured	-	- AUD	-	- AUD	-	- AUD	-	- AUD	-	- AUD
Early Payout	-	- AUD	-	- AUD	-	- AUD	-	- AUD	-	- AUD
Gross Salvage	-	- AUD	-	- AUD	-	- AUD	-	- AUD	-	- AUD
Net Salvage	-	- AUD	-	- AUD	-	- AUD	-	- AUD	-	- AUD
Total	3,572	128,541,484.25 AUD	1,460	67,743,395.28 AUD	2,112	60,798,088.97 AUD	2,996	113,632,498.43 AUD	576	14,908,985.82 AUD

Total Portfolio as of Previous Month			Balloon				Type of Car			
Contract Status Development	Number of Contracts	Outstanding Discounted Receivables Balance	Balloon		No Balloon		New Vehicle		Used Vehicle	
			Number of Contracts	Outstanding Discounted Receivables Balance	Number of Contracts	Outstanding Discounted Receivables Balance	Number of Contracts	Outstanding Discounted Receivables Balance	Number of Contracts	Outstanding Discounted Receivables Balance
Normal	42,016	1,143,046,600.03 AUD	12,285	530,000,011.38 AUD	29,731	613,046,588.65 AUD	30,145	900,947,212.94 AUD	11,871	242,099,387.09 AUD
In Advance	8,797	202,822,228.89 AUD	1,814	66,245,811.42 AUD	6,983	136,576,417.47 AUD	6,159	152,294,463.89 AUD	2,638	50,527,765.00 AUD
In Arrears	5,987	164,209,025.98 AUD	1,414	59,295,001.75 AUD	4,573	104,914,024.23 AUD	4,057	122,693,296.04 AUD	1,930	41,515,729.94 AUD
Paid out/Matured	6,131	- AUD	1,728	- AUD	4,403	- AUD	4,503	- AUD	1,628	- AUD
Early Payout	24,169	- AUD	6,237	- AUD	17,932	- AUD	16,257	- AUD	7,912	- AUD
Gross Salvage	114	3,075,013.01 AUD	43	1,901,025.41 AUD	71	1,173,987.60 AUD	69	2,296,329.82 AUD	45	778,683.19 AUD
Net Salvage	1,262	27,781,458.05 AUD	423	14,851,004.88 AUD	839	12,930,453.17 AUD	704	18,130,481.32 AUD	558	9,650,976.73 AUD
Total	88,476	1,540,934,325.96 AUD	23,944	672,292,854.84 AUD	64,532	868,641,471.12 AUD	61,894	1,196,361,784.01 AUD	26,582	344,572,541.95 AUD

Total Portfolio as of Current Reporting Period			Balloon				Type of Car			
Contract Status Development	Number of Contracts	Outstanding Discounted Receivables Balance	Balloon		No Balloon		New Vehicle		Used Vehicle	
			Number of Contracts	Outstanding Discounted Receivables Balance	Number of Contracts	Outstanding Discounted Receivables Balance	Number of Contracts	Outstanding Discounted Receivables Balance	Number of Contracts	Outstanding Discounted Receivables Balance
Normal	43,700	1,191,709,599.21 AUD	12,693	545,664,984.05 AUD	31,007	646,044,615.16 AUD	31,434	939,440,216.21 AUD	12,266	252,269,383.00 AUD
In Advance	8,149	174,292,534.00 AUD	1,609	56,906,360.70 AUD	6,540	117,386,173.30 AUD	5,668	131,003,332.12 AUD	2,481	43,289,201.88 AUD
In Arrears	5,312	144,142,171.36 AUD	1,337	54,451,794.63 AUD	3,975	89,690,376.73 AUD	3,537	106,454,754.91 AUD	1,775	37,687,416.45 AUD
Paid out/Matured	6,329	- AUD	1,761	- AUD	4,568	- AUD	4,635	- AUD	1,694	- AUD
Early Payout	25,046	- AUD	6,460	- AUD	18,586	- AUD	16,854	- AUD	8,192	- AUD
Gross Salvage	111	3,002,888.83 AUD	41	1,849,777.89 AUD	70	1,153,110.94 AUD	67	2,235,203.75 AUD	44	767,685.08 AUD
Net Salvage	1,280	28,185,687.60 AUD	432	15,104,526.29 AUD	848	13,081,161.31 AUD	719	18,506,173.02 AUD	561	9,679,514.58 AUD
Total	89,927	1,541,332,881.00 AUD	24,333	673,977,443.56 AUD	65,594	867,355,437.44 AUD	62,914	1,197,639,680.01 AUD	27,013	343,693,200.99 AUD

Outstanding Contracts II - Collections

Collections This Reporting Month by Status	Change in Contract Statuses From Last Month	Number of Contracts This Month	Collections
Normal	233	42,249	33,557,812.48 AUD
In Advance	(648)	8,149	7,863,173.48 AUD
In Arrears	(675)	5,312	3,491,912.23 AUD
Paid out/Matured	198	6,329	740,596.49 AUD
Early Payout	877	25,046	17,644,362.00 AUD
Gross Salvage	(3)	111	63,761.41 AUD
Net Salvage	18	1,280	40,467.86 AUD
Total	-	88,476	63,402,085.95 AUD

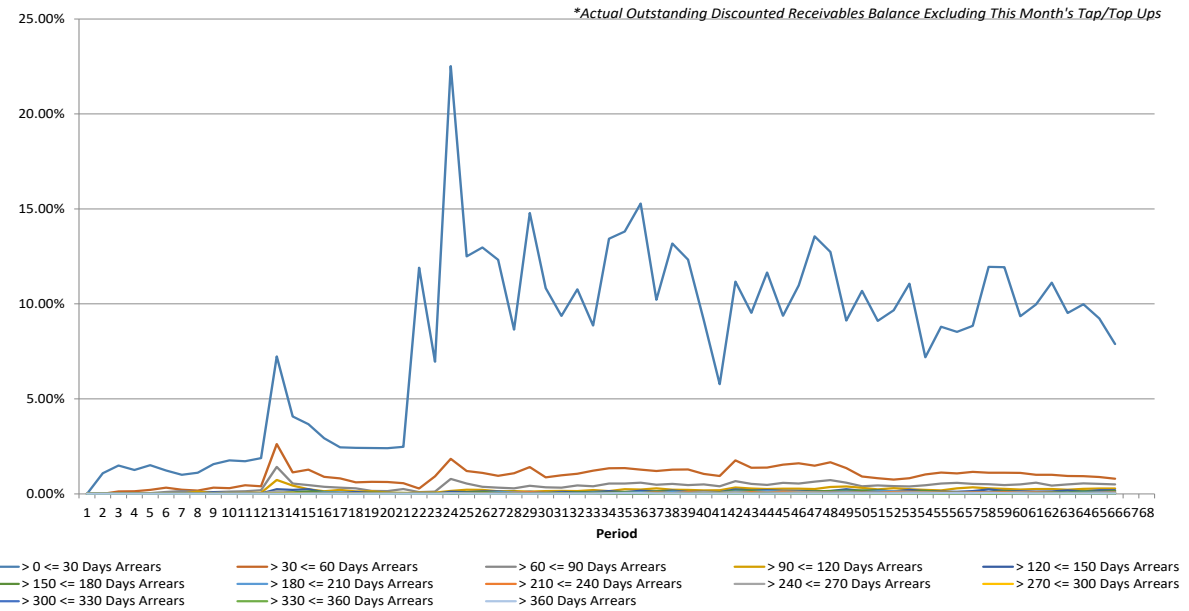
Development of Pool within Reporting Period	Number of Active Contracts	Total Number of Contracts	Collection Variations	Outstanding Nominal Balance
Beginning of Period	56,914	88,476		1,778,057,136.52 AUD
Scheduled Collections For Contracts Active This Period			41,793,696.45 AUD	41,793,696.45 AUD
Collections Variations From Normal Contracts This Period			884,123.28 AUD	
Collection Variations From Contracts Paying Out Early This Period			17,789,796.01 AUD	
Collection Variations From Contracts Paying Out/Maturing This Period			426,604.11 AUD	
Collection Variations from Contracts in Advance This Period			4,452,521.48 AUD	
Collection Variations from Contract In Arrears This Period			(1,065,522.89 AUD)	
Collection Variations from Contracts Going Into Gross Salvage This Period			(10,207.51 AUD)	
Collection Variations from Contracts Going Into Net Salvage This Period			47,305.94 AUD	
Other Variations From Scheduled Collections This Period			- AUD	
<i>Instalment Collection Variations</i>			22,524,620.42 AUD	22,524,620.42 AUD
Contract Fees Collected This Period			296,404.02 AUD	
Interest Compensation Collections This Period			(1,212,634.94 AUD)	
<i>Non Instalment Collection Variations</i>			(916,230.92 AUD)	
Actual Collections For Contracts Active This Period			63,402,085.95 AUD	
Number of Contracts Paid Out Early This Month	877			
Number of Contracts Paid Out/Matured This Month	198			
Number of Contracts Into Net Salvage This Month	18			
Repurchased Contracts	-	-		
Less Recoveries After Net Salvage				(39,721.62 AUD)
Reduced Nominal Balance Due to Unpaid Rental At Net Salvage				480,575.97 AUD
Reduced Nominal Balance Due to Unpaid Rental At Early Payout				1,679,669.39 AUD
Reduced Nominal Balance Due to Other				(12,991.81 AUD)
End of Period before Top / Tap-up	55,821	88,476		1,711,631,287.72 AUD
Top / Tap-up	1,451	1,451		63,732,946.19 AUD
Term Take Out	-	-		- AUD
End of Period after Top / Tap-up	57,272	89,927		1,775,364,233.91 AUD

Development of outstanding pool during the reporting period	Number of active contracts	Outstanding Discounted Receivables Balance	Outstanding Nominal Balance
Balance as at the Beginning of Period	56,914	1,513,152,867.91 AUD	1,778,057,136.52 AUD
Balance as at the End of Period - before Top / Tap-up	55,821	1,460,726,041.88 AUD	1,711,631,287.72 AUD
Top / Tap-up for the Period	1,451	52,421,151.52 AUD	63,732,946.19 AUD
Term Take Out	-	- AUD	- AUD
Balance as at the end of the period	57,272	1,513,147,193.40 AUD	1,775,364,233.91 AUD

Arrears Contracts

Total Portfolio					Product Type					
					Hire Purchase		Chattel Mortgage		Consumer Loan	
Days in Arrears	Number of Contracts	Number of Contracts (%)	Outstanding Discounted Receivables Balance	Outstanding Discounted Receivables Balance (%)	Number of Contracts	Outstanding Discounted Receivables Balance	Number of Contracts	Outstanding Discounted Receivables Balance	Number of Contracts	Outstanding Discounted Receivables Balance
> 0 <= 30	4,223	7.37%	115,177,729.15 AUD	7.61%	1	40,979.20 AUD	1,626	52,592,860.05 AUD	2,596	62,543,889.90 AUD
> 30 <= 60	455	0.79%	11,596,214.27 AUD	0.77%	-	- AUD	212	6,723,794.71 AUD	243	4,872,419.56 AUD
> 60 <= 90	242	0.42%	7,199,679.02 AUD	0.48%	-	- AUD	127	4,541,870.53 AUD	115	2,657,808.49 AUD
> 90 <= 120	144	0.25%	4,140,965.15 AUD	0.27%	-	- AUD	70	2,628,305.50 AUD	74	1,512,659.65 AUD
> 120 <= 150	105	0.18%	2,712,767.90 AUD	0.18%	-	- AUD	55	1,655,788.02 AUD	50	1,056,979.88 AUD
> 150 <= 180	77	0.13%	2,122,622.20 AUD	0.14%	-	- AUD	40	1,213,929.50 AUD	37	908,692.70 AUD
> 180 <= 210	53	0.09%	1,336,457.88 AUD	0.09%	-	- AUD	32	844,448.73 AUD	21	492,009.15 AUD
> 210 <= 240	41	0.07%	1,043,877.18 AUD	0.07%	-	- AUD	22	723,250.38 AUD	19	320,626.80 AUD
> 240 <= 270	26	0.05%	789,634.04 AUD	0.05%	-	- AUD	12	461,242.81 AUD	14	328,391.23 AUD
> 270 <= 300	8	0.01%	155,875.01 AUD	0.01%	-	- AUD	1	11,266.59 AUD	7	144,608.42 AUD
> 300 <= 330	2	0.00%	31,660.07 AUD	0.00%	-	- AUD	1	13,337.66 AUD	1	18,322.41 AUD
> 330 <= 360	2	0.00%	57,122.43 AUD	0.00%	-	- AUD	1	36,000.20 AUD	1	21,122.23 AUD
> 360	9	0.02%	210,829.29 AUD	0.01%	-	- AUD	3	94,558.63 AUD	6	116,270.66 AUD
Total	5,387	9.41%	146,575,433.59 AUD	9.69%	1	40,979.20 AUD	2,202	71,540,653.31 AUD	3,184	74,993,801.08 AUD

Arrears Contracts / Total Outstanding Discounted Receivables Balance (in %)



Arrears Contracts

Total Portfolio					Balloon				Vehicle Status			
Days in Arrears	Number of Contracts	Number of Contracts (%)	Outstanding Discounted Receivables Balance	Outstanding Discounted Receivables Balance (%)	Balloon		No Balloon		New		Used	
					Number of Contracts	Outstanding Discounted Receivables Balance	Number of Contracts	Outstanding Discounted Receivables Balance	Number of Contracts	Outstanding Discounted Receivables Balance	Number of Contracts	Outstanding Discounted Receivables Balance
> 0 <= 30	4,223	7.37%	115,177,729.15 AUD	7.61%	1,004	40,719,616.56 AUD	3,219	74,458,112.59 AUD	2,887	85,958,866.85 AUD	1,336	29,218,862.30 AUD
> 30 <= 60	455	0.79%	11,596,214.27 AUD	0.77%	134	5,515,712.33 AUD	321	6,080,501.94 AUD	281	8,307,717.40 AUD	174	3,288,496.87 AUD
> 60 <= 90	242	0.42%	7,199,679.02 AUD	0.48%	74	3,624,007.74 AUD	168	3,575,671.28 AUD	135	5,111,910.50 AUD	107	2,087,768.52 AUD
> 90 <= 120	144	0.25%	4,140,965.15 AUD	0.27%	48	2,191,337.08 AUD	96	1,949,628.07 AUD	88	3,100,441.66 AUD	56	1,040,523.49 AUD
> 120 <= 150	105	0.18%	2,712,767.90 AUD	0.18%	36	1,373,445.41 AUD	69	1,339,322.49 AUD	58	1,733,053.13 AUD	47	979,714.77 AUD
> 150 <= 180	77	0.13%	2,122,622.20 AUD	0.14%	25	980,287.24 AUD	52	1,142,334.96 AUD	48	1,459,585.74 AUD	29	663,036.46 AUD
> 180 <= 210	53	0.09%	1,336,457.88 AUD	0.09%	19	616,045.62 AUD	34	720,412.26 AUD	33	1,021,005.70 AUD	20	315,452.18 AUD
> 210 <= 240	41	0.07%	1,043,877.18 AUD	0.07%	12	490,280.13 AUD	29	553,597.05 AUD	22	680,208.25 AUD	19	363,668.93 AUD
> 240 <= 270	26	0.05%	789,634.04 AUD	0.05%	7	319,874.22 AUD	19	469,759.82 AUD	16	552,064.15 AUD	10	237,569.89 AUD
> 270 <= 300	8	0.01%	155,875.01 AUD	0.01%	1	29,168.60 AUD	7	126,706.41 AUD	4	89,963.10 AUD	4	65,911.91 AUD
> 300 <= 330	2	0.00%	31,660.07 AUD	0.00%	-	- AUD	2	31,660.07 AUD	-	- AUD	2	31,660.07 AUD
> 330 <= 360	2	0.00%	57,122.43 AUD	0.00%	1	36,000.20 AUD	1	21,122.23 AUD	1	36,000.20 AUD	1	21,122.23 AUD
> 360	9	0.02%	210,829.29 AUD	0.01%	1	39,168.47 AUD	8	171,660.82 AUD	5	127,361.89 AUD	4	83,467.40 AUD
Total	5,387	9.41%	146,575,433.59 AUD	9.69%	1,362	55,934,943.60 AUD	4,025	90,640,489.99 AUD	3,578	108,178,178.57 AUD	1,809	38,397,255.02 AUD

Net Salvage Loss

Net Salvage Loss This Period			
Product Type	Type of Car	Number of Contracts	Net Salvage Loss
Hire Purchase	New	-	- AUD
	Used	-	- AUD
Total Hire Purchase		-	- AUD
Chattel Mortgage	New	10	235,853.69 AUD
	Used	1	21,542.34 AUD
Total Chattel Mortgage		11	257,396.03 AUD
Consumer Loan	New	5	161,548.31 AUD
	Used	2	8,548.22 AUD
Total Consumer Loan		7	170,096.53 AUD
Total		18	427,492.56 AUD

Cumulative Net Salvage Loss as of the End of the Monthly Period	29,342,778.02 AUD
--	--------------------------

Monthly Period	Per Period		Cumulative Net Salvage Loss	
	Number of Contracts	Net Salvage Loss	Number of Contracts	Net Salvage Loss
06/2016	-	- AUD	-	- AUD
07/2016	-	- AUD	-	- AUD
08/2016	-	- AUD	-	- AUD
09/2016	-	- AUD	-	- AUD
10/2016	-	- AUD	-	- AUD
11/2016	-	- AUD	-	- AUD
12/2016	-	- AUD	-	- AUD
01/2017	-	- AUD	-	- AUD
02/2017	1	8,659.67 AUD	1	8,659.67 AUD
03/2017	2	15,457.38 AUD	3	24,117.05 AUD
04/2017	4	64,411.10 AUD	7	88,528.15 AUD
05/2017	6	193,850.16 AUD	13	282,378.31 AUD
06/2017	4	84,435.94 AUD	17	366,814.25 AUD
07/2017	5	174,503.10 AUD	22	541,317.35 AUD
08/2017	4	63,033.72 AUD	26	604,351.07 AUD
09/2017	4	60,388.74 AUD	30	664,739.81 AUD
10/2017	5	89,775.80 AUD	35	754,515.61 AUD
11/2017	4	65,535.01 AUD	39	820,050.62 AUD
12/2017	4	56,065.96 AUD	43	876,116.58 AUD
01/2018	3	40,025.11 AUD	46	916,141.69 AUD
02/2018	5	174,489.66 AUD	51	1,090,631.35 AUD
03/2018	4	111,947.99 AUD	55	1,202,579.34 AUD
04/2018	5	63,221.28 AUD	60	1,265,800.62 AUD
05/2018	3	82,177.84 AUD	63	1,347,978.46 AUD
06/2018	11	180,207.73 AUD	74	1,528,186.19 AUD
07/2018	15	335,958.62 AUD	89	1,864,144.81 AUD
08/2018	8	155,956.77 AUD	97	2,020,101.58 AUD
09/2018	16	578,503.82 AUD	113	2,598,605.40 AUD
10/2018	24	493,397.89 AUD	137	3,092,003.29 AUD
11/2018	28	543,744.36 AUD	165	3,635,747.65 AUD
12/2018	27	654,933.69 AUD	192	4,290,681.34 AUD
01/2019	18	340,061.07 AUD	210	4,630,742.41 AUD
02/2019	17	296,152.35 AUD	227	4,926,894.76 AUD
03/2019	19	361,089.40 AUD	246	5,287,984.16 AUD
04/2019	21	456,733.76 AUD	267	5,744,717.92 AUD
05/2019	40	826,522.38 AUD	307	6,571,240.30 AUD
06/2019	43	1,179,248.54 AUD	350	7,750,488.84 AUD
07/2019	36	913,275.80 AUD	386	8,663,764.64 AUD
08/2019	49	1,059,618.67 AUD	435	9,723,383.31 AUD
09/2019	55	2,052,110.64 AUD	490	11,775,493.95 AUD
10/2019	50	1,497,436.73 AUD	540	13,272,930.68 AUD
11/2019	53	976,220.75 AUD	593	14,249,151.43 AUD
12/2019	36	784,407.21 AUD	629	15,033,558.64 AUD
01/2020	53	750,804.12 AUD	682	15,784,362.76 AUD
02/2020	56	1,079,393.05 AUD	738	16,863,755.81 AUD
03/2020	54	1,194,356.98 AUD	792	18,058,112.79 AUD
04/2020	23	817,311.33 AUD	815	18,875,424.12 AUD
05/2020	22	475,290.51 AUD	837	19,350,714.63 AUD
06/2020	28	533,663.47 AUD	865	19,884,378.10 AUD
07/2020	32	794,862.67 AUD	897	20,679,240.77 AUD
08/2020	29	596,825.67 AUD	926	21,276,066.44 AUD
09/2020	35	890,017.39 AUD	961	22,166,083.83 AUD
10/2020	24	466,800.05 AUD	985	22,632,883.88 AUD
11/2020	30	699,042.67 AUD	1,015	23,331,926.55 AUD
12/2020	24	405,646.08 AUD	1,039	23,737,572.63 AUD
01/2021	24	329,303.29 AUD	1,063	24,066,875.92 AUD
02/2021	26	463,028.40 AUD	1,089	24,529,904.32 AUD
03/2021	30	686,937.28 AUD	1,119	25,216,841.60 AUD
04/2021	19	327,469.95 AUD	1,138	25,544,311.55 AUD
05/2021	25	1,001,217.41 AUD	1,163	26,545,528.96 AUD
06/2021	23	606,487.98 AUD	1,186	27,152,016.94 AUD
07/2021	32	776,906.39 AUD	1,218	27,928,923.33 AUD
08/2021	-	- AUD	1,218	27,928,923.33 AUD
09/2021	44	986,362.13 AUD	1,262	28,915,285.46 AUD
10/2021	18	427,492.56 AUD	1,280	29,342,778.02 AUD
11/2021	-	- AUD	-	- AUD
12/2021	-	- AUD	-	- AUD
Total	1,280	29,342,778.02 AUD		

Net Salvage After Recoveries

Net Salvaged Contracts						
Product Type	Vehicle Status	Number of Contracts	Gross Salvage Loss	Net Salvage Loss	Recoveries After Net Salvage	Net Salvage Loss After Recoveries
Hire Purchase	New	-	- AUD	- AUD	- AUD	- AUD
	Used	2	29,707.01 AUD	11,441.01 AUD	3,385.37 AUD	8,055.64 AUD
Total Hire Purchase		2	29,707.01 AUD	11,441.01 AUD	3,385.37 AUD	8,055.64 AUD
Chattel Mortgage	New	383	17,113,046.64 AUD	12,160,309.34 AUD	3,835,751.18 AUD	8,324,558.16 AUD
	Used	236	6,914,529.16 AUD	5,231,570.50 AUD	1,168,654.19 AUD	4,062,916.31 AUD
Total Chattel Mortgage		619	24,027,575.80 AUD	17,391,879.84 AUD	5,004,405.37 AUD	12,387,474.47 AUD
Consumer Loan	New	336	9,731,805.80 AUD	7,112,738.59 AUD	1,509,896.98 AUD	5,602,841.61 AUD
	Used	323	6,176,460.54 AUD	4,826,718.58 AUD	643,626.79 AUD	4,183,091.79 AUD
Total Consumer Loan		659	15,908,266.34 AUD	11,939,457.17 AUD	2,153,523.77 AUD	9,785,933.40 AUD
Total		1,280	39,965,549.15 AUD	29,342,778.02 AUD	7,161,314.51 AUD	22,181,463.51 AUD

Prepayments

Period Number	Reporting Period	Unscheduled Payments	Opening Outstanding Discounted Receivables Balance	Periodic CPR	Annualised CPR
0	Poolcut	- AUD	- AUD		
1	06/2016	537,166.66 AUD	128,541,484.25 AUD	0.42%	4.98%
2	07/2016	906,595.00 AUD	179,392,456.69 AUD	0.51%	5.81%
3	08/2016	890,907.68 AUD	232,102,954.87 AUD	0.38%	4.44%
4	09/2016	1,235,997.63 AUD	301,945,240.73 AUD	0.41%	4.88%
5	10/2016	1,588,515.69 AUD	296,009,482.18 AUD	0.54%	6.16%
6	11/2016	2,534,984.15 AUD	385,825,380.57 AUD	0.66%	7.73%
7	12/2016	2,505,126.54 AUD	422,525,298.67 AUD	0.59%	6.78%
8	01/2017	1,847,481.80 AUD	484,857,963.77 AUD	0.38%	4.40%
9	02/2017	3,137,295.31 AUD	523,948,227.56 AUD	0.60%	7.53%
10	03/2017	4,012,131.88 AUD	559,160,428.50 AUD	0.72%	8.13%
11	04/2017	2,952,569.02 AUD	595,475,047.06 AUD	0.50%	5.87%
12	05/2017	865,328.53 AUD	81,209,476.71 AUD	1.07%	11.85%
13	06/2017	408,835.10 AUD	167,129,116.13 AUD	0.24%	2.94%
14	07/2017	981,701.98 AUD	188,783,291.07 AUD	0.52%	5.95%
15	08/2017	1,818,221.32 AUD	234,657,080.70 AUD	0.77%	8.75%
16	09/2017	1,176,500.88 AUD	290,934,514.24 AUD	0.40%	4.81%
17	10/2017	1,664,361.68 AUD	352,631,440.33 AUD	0.47%	5.42%
18	11/2017	1,657,888.63 AUD	400,885,663.72 AUD	0.41%	4.92%
19	12/2017	2,340,178.62 AUD	447,585,548.73 AUD	0.52%	5.99%
20	01/2018	2,089,616.08 AUD	490,005,221.05 AUD	0.43%	4.91%
21	02/2018	5,816,886.74 AUD	1,228,611,171.35 AUD	0.47%	6.00%
22	03/2018	7,445,882.87 AUD	1,263,679,754.59 AUD	0.59%	6.72%
23	04/2018	2,439,138.71 AUD	480,447,418.63 AUD	0.51%	6.00%
24	05/2018	3,760,601.40 AUD	673,585,227.97 AUD	0.56%	6.38%
25	06/2018	4,988,399.35 AUD	761,987,488.61 AUD	0.65%	7.68%
26	07/2018	4,707,290.40 AUD	803,598,975.18 AUD	0.59%	6.68%
27	08/2018	5,490,028.86 AUD	830,672,670.64 AUD	0.66%	7.51%
28	09/2018	4,263,899.93 AUD	808,625,153.03 AUD	0.53%	6.23%
29	10/2018	5,566,813.30 AUD	1,169,494,068.15 AUD	0.48%	5.46%
30	11/2018	5,607,642.47 AUD	1,255,188,075.10 AUD	0.45%	5.30%
31	12/2018	5,004,509.68 AUD	1,350,607,758.37 AUD	0.37%	4.28%
32	01/2019	5,992,664.69 AUD	1,419,627,082.87 AUD	0.42%	4.86%
33	02/2019	6,454,440.76 AUD	1,494,209,617.76 AUD	0.43%	5.49%
34	03/2019	7,091,601.77 AUD	1,559,614,349.82 AUD	0.45%	5.22%
35	04/2019	6,910,226.02 AUD	1,621,407,998.62 AUD	0.43%	5.06%
36	05/2019	10,832,525.78 AUD	1,695,623,389.36 AUD	0.64%	7.27%
37	06/2019	7,617,772.80 AUD	1,769,659,427.08 AUD	0.43%	5.11%
38	07/2019	11,889,972.42 AUD	1,814,824,519.27 AUD	0.66%	7.45%
39	08/2019	12,650,780.00 AUD	1,856,556,636.14 AUD	0.68%	7.73%
40	09/2019	13,495,900.79 AUD	1,931,113,707.06 AUD	0.70%	8.18%
41	10/2019	6,945,495.28 AUD	876,707,602.78 AUD	0.79%	8.94%
42	11/2019	6,058,919.45 AUD	999,395,199.91 AUD	0.61%	7.13%
43	12/2019	5,886,808.91 AUD	1,059,311,281.71 AUD	0.56%	6.35%
44	01/2020	5,884,858.59 AUD	1,030,430,910.19 AUD	0.57%	6.54%
45	02/2020	6,068,593.63 AUD	1,024,907,811.35 AUD	0.59%	7.22%
46	03/2020	6,519,019.85 AUD	1,024,883,636.45 AUD	0.64%	7.26%
47	04/2020	3,328,191.22 AUD	1,024,903,303.16 AUD	0.32%	3.89%
48	05/2020	6,091,671.85 AUD	1,024,880,017.57 AUD	0.59%	6.80%
49	06/2020	11,286,591.81 AUD	1,369,829,651.10 AUD	0.82%	9.60%
50	07/2020	14,063,112.81 AUD	1,363,010,710.69 AUD	1.03%	11.52%
51	08/2020	11,213,998.45 AUD	1,355,992,764.99 AUD	0.83%	9.34%
52	09/2020	11,783,429.31 AUD	1,353,258,777.97 AUD	0.87%	10.12%
53	10/2020	10,899,202.56 AUD	1,352,980,232.30 AUD	0.81%	9.11%
54	11/2020	10,516,801.85 AUD	1,352,970,282.43 AUD	0.78%	9.08%
55	12/2020	8,809,269.67 AUD	1,352,965,063.34 AUD	0.65%	7.42%
56	01/2021	8,660,409.61 AUD	1,352,966,182.80 AUD	0.64%	7.28%
57	02/2021	10,265,855.98 AUD	1,352,974,643.34 AUD	0.76%	9.45%
58	03/2021	15,996,121.35 AUD	1,353,023,715.56 AUD	1.18%	13.07%
59	04/2021	12,125,113.39 AUD	1,352,983,525.12 AUD	0.90%	10.37%
60	05/2021	13,754,986.90 AUD	1,352,968,108.00 AUD	1.02%	11.34%
61	06/2021	15,842,999.16 AUD	1,513,180,888.28 AUD	1.05%	12.02%
62	07/2021	16,289,630.96 AUD	1,513,134,178.77 AUD	1.08%	11.97%
63	08/2021	16,060,785.49 AUD	1,513,165,264.29 AUD	1.06%	11.81%
64	09/2021	15,863,898.04 AUD	1,513,137,370.07 AUD	1.05%	12.03%
65	10/2021	15,114,523.90 AUD	1,513,152,867.91 AUD	1.00%	11.15%

The annualised Constant Prepayment Rate (CPR) of the underlying receivables is based upon the most recent periodic CPR. Periodic CPR is equal to the total unscheduled principal received in the most recent period divided by the start of period principal balance. This is then annualised as follows:

$$1 - (1 - \text{Periodic CPR})^{\text{number of periods in a year}}$$

Pool Data I

Down Payments

Total Portfolio						Product Type					
						Hire Purchase		Chattel Mortgage		Consumer Loan	
Down Payment	Number of Contracts	Percentage of Contracts	Outstanding Discounted Receivables Balance	Percentage of Balance	Down Payment/ Purchase Price in %	Number of Contracts	Outstanding Discounted Receivables Balance	Number of Contracts	Outstanding Discounted Receivables Balance	Number of Contracts	Outstanding Discounted Receivables Balance
No Down Payment	12,829	22.40%	350,407,629.05 AUD	23.16%	0.00%	5	165,586.33 AUD	6,551	211,568,550.56 AUD	6,273	138,673,492.16 AUD
0.01 - 10,000.00	30,759	53.71%	742,813,439.30 AUD	49.09%	10.50%	11	333,969.89 AUD	13,857	391,726,049.69 AUD	16,891	350,753,419.72 AUD
10,000.01 - 20,000.00	8,627	15.06%	236,219,483.39 AUD	15.61%	27.56%	4	122,312.57 AUD	4,657	153,209,681.35 AUD	3,966	82,887,489.47 AUD
20,000.01 - 30,000.00	2,887	5.04%	85,875,420.06 AUD	5.68%	37.42%	1	57,190.20 AUD	1,543	57,326,052.92 AUD	1,343	28,492,176.94 AUD
30,000.01 - 40,000.00	1,145	2.00%	37,371,175.41 AUD	2.47%	44.76%	1	35,834.45 AUD	620	25,449,693.73 AUD	524	11,885,647.23 AUD
40,000.01 - 50,000.00	479	0.84%	18,463,910.90 AUD	1.22%	47.56%	-	- AUD	283	13,839,869.53 AUD	196	4,624,041.37 AUD
50,000.01 - 60,000.00	216	0.38%	10,248,071.78 AUD	0.68%	47.66%	-	- AUD	138	7,290,652.52 AUD	78	2,957,419.26 AUD
60,000.01 - 70,000.00	89	0.16%	4,837,415.25 AUD	0.32%	50.96%	-	- AUD	59	3,674,431.66 AUD	30	1,162,983.59 AUD
70,000.01 - 80,000.00	59	0.10%	4,156,759.66 AUD	0.27%	48.98%	-	- AUD	40	3,219,315.83 AUD	19	937,443.83 AUD
80,000.01 - 90,000.00	39	0.07%	2,712,978.88 AUD	0.18%	52.42%	-	- AUD	30	2,424,728.25 AUD	9	288,250.63 AUD
90,000.01 - 100,000.00	32	0.06%	3,913,874.09 AUD	0.26%	39.40%	-	- AUD	25	3,267,569.43 AUD	7	646,304.66 AUD
100,000.01 - 110,000.00	25	0.04%	2,382,560.51 AUD	0.16%	51.15%	-	- AUD	17	1,867,255.46 AUD	8	515,305.05 AUD
110,000.01 - 120,000.00	6	0.01%	435,982.04 AUD	0.03%	60.11%	-	- AUD	5	343,619.87 AUD	1	92,362.17 AUD
120,000.01 - 130,000.00	6	0.01%	777,651.66 AUD	0.05%	44.43%	-	- AUD	4	721,741.05 AUD	2	55,910.61 AUD
130,000.01 - 140,000.00	11	0.02%	1,748,873.49 AUD	0.12%	46.68%	-	- AUD	9	1,457,603.50 AUD	2	291,269.99 AUD
140,000.01 - 150,000.00	10	0.02%	1,654,433.31 AUD	0.11%	45.10%	-	- AUD	10	1,654,433.31 AUD	-	- AUD
> 150,000.00	53	0.09%	9,127,534.62 AUD	0.60%	62.46%	-	- AUD	44	7,138,868.55 AUD	9	1,988,666.07 AUD
Total	57,272	100.00%	1,513,147,193.40 AUD	100.00%	16.51%	22	714,893.44 AUD	27,892	886,180,117.21 AUD	29,358	626,252,182.75 AUD

Statistics Down Payments	
Minimum Down Payment	- AUD
Maximum Down Payment	719,227.00 AUD
Weighted Average Down Payment (Customers that made a Down Payment)	13,704.56 AUD
Weighted Average Down Payment	10,530.92 AUD

Type of Payment

Total Portfolio				
Type of Payment	Number of Contracts	Percentage of Contracts	Outstanding Discounted Receivables Balance	Percentage of Balance
Direct Debit	55,474	96.86%	1,470,972,384.92 AUD	97.21%
Other	1,798	3.14%	42,174,808.48 AUD	2.79%
Total	57,272	100.00%	1,513,147,193.40 AUD	100.00%

Product Type					
Hire Purchase		Chattel Mortgage		Consumer Loan	
Number of Contracts	Outstanding Discounted Receivables Balance	Number of Contracts	Outstanding Discounted Receivables Balance	Number of Contracts	Outstanding Discounted Receivables Balance
22	714,893	27,111	861,204,102	28,341	609,053,389
0	0	781	24,976,015	1,017	17,198,794
22	714,893.44 AUD	27,892	886,180,117.21 AUD	29,358	626,252,182.75 AUD

Pool Data I

Down Payments

Total Portfolio						Balloon				Vehicle Status			
Down Payment	Number of Contracts	Percentage of Contracts	Outstanding Discounted Receivables Balance	Percentage of Balance	Down Payment/ Purchase Price in %	Balloon		No Balloon		New		Used	
						Number of Contracts	Outstanding Discounted Receivables Balance	Number of Contracts	Outstanding Discounted Receivables Balance	Number of Contracts	Outstanding Discounted Receivables Balance	Number of Contracts	Outstanding Discounted Receivables Balance
No Down Payment	12,829	22.40%	350,407,629.05 AUD	23.16%	0.00%	4,072	166,709,863.50 AUD	8,757	183,697,765.55 AUD	8,897	274,361,020.12 AUD	3,932	76,046,608.93 AUD
0.01 - 10,000.00	30,759	53.71%	742,813,439.30 AUD	49.09%	10.50%	7,753	289,007,420.23 AUD	23,006	453,806,019.07 AUD	20,786	557,617,325.83 AUD	9,973	185,196,113.47 AUD
10,000.01 - 20,000.00	8,627	15.06%	236,219,483.39 AUD	15.61%	27.56%	2,356	101,661,834.44 AUD	6,271	134,557,648.95 AUD	6,736	191,567,041.01 AUD	1,891	44,652,442.38 AUD
20,000.01 - 30,000.00	2,887	5.04%	85,875,420.06 AUD	5.68%	37.42%	795	40,956,878.82 AUD	2,092	44,918,541.24 AUD	2,402	71,186,670.08 AUD	485	14,688,749.98 AUD
30,000.01 - 40,000.00	1,145	2.00%	37,371,175.41 AUD	2.47%	44.76%	313	19,406,832.55 AUD	832	17,964,342.86 AUD	991	32,445,603.70 AUD	154	4,925,571.71 AUD
40,000.01 - 50,000.00	479	0.84%	18,463,910.90 AUD	1.22%	47.56%	146	10,655,331.61 AUD	333	7,808,579.29 AUD	411	15,530,573.31 AUD	68	2,933,337.59 AUD
50,000.01 - 60,000.00	216	0.38%	10,248,071.78 AUD	0.68%	47.66%	82	5,999,532.86 AUD	134	4,248,538.92 AUD	189	9,129,710.93 AUD	27	1,118,360.85 AUD
60,000.01 - 70,000.00	89	0.16%	4,837,415.25 AUD	0.32%	50.96%	35	2,961,137.95 AUD	54	1,876,277.30 AUD	87	4,669,460.44 AUD	2	167,954.81 AUD
70,000.01 - 80,000.00	59	0.10%	4,156,759.66 AUD	0.27%	48.98%	26	2,740,978.18 AUD	33	1,415,781.48 AUD	54	3,687,489.72 AUD	5	469,269.94 AUD
80,000.01 - 90,000.00	39	0.07%	2,712,978.88 AUD	0.18%	52.42%	18	1,991,379.78 AUD	21	721,599.10 AUD	33	2,203,165.18 AUD	6	509,813.70 AUD
90,000.01 - 100,000.00	32	0.06%	3,913,874.09 AUD	0.26%	39.40%	20	3,323,754.27 AUD	12	590,119.82 AUD	27	3,451,333.88 AUD	5	462,540.21 AUD
100,000.01 - 110,000.00	25	0.04%	2,382,560.51 AUD	0.16%	51.15%	6	1,734,430.61 AUD	19	648,129.90 AUD	22	1,802,786.22 AUD	3	579,774.29 AUD
110,000.01 - 120,000.00	6	0.01%	435,982.04 AUD	0.03%	60.11%	3	280,127.60 AUD	3	155,854.44 AUD	5	393,819.71 AUD	1	42,162.33 AUD
120,000.01 - 130,000.00	6	0.01%	777,651.66 AUD	0.05%	44.43%	3	705,494.50 AUD	3	72,157.16 AUD	4	404,596.83 AUD	2	373,054.83 AUD
130,000.01 - 140,000.00	11	0.02%	1,748,873.49 AUD	0.12%	46.68%	8	1,381,571.44 AUD	3	367,302.05 AUD	10	1,539,305.87 AUD	1	209,567.62 AUD
140,000.01 - 150,000.00	10	0.02%	1,654,433.31 AUD	0.11%	45.10%	7	1,410,270.10 AUD	3	244,163.21 AUD	7	1,365,193.82 AUD	3	289,239.49 AUD
> 150,000.00	53	0.09%	9,127,534.62 AUD	0.60%	62.46%	37	7,946,078.83 AUD	16	1,181,455.79 AUD	45	7,778,410.34 AUD	8	1,349,124.28 AUD
Total	57,272	100.00%	1,513,147,193.40 AUD	100.00%	16.51%	15,680	658,872,917.27 AUD	41,592	854,274,276.13 AUD	40,706	1,179,133,506.99 AUD	16,566	334,013,686.41 AUD

Statistics Down Payments	
Minimum Down Payment	- AUD
Maximum Down Payment	719,227.00 AUD
Weighted Average Down Payment (Customers that made a Down Payment)	13,704.56 AUD
Weighted Average Down Payment	10,530.92 AUD

Type of Payment

Total Portfolio				
Type of Payment	Number of Contracts	Percentage of Contracts	Outstanding Discounted Receivables Balance	Percentage of Balance
Direct Debit	55,474	96.86%	1,470,972,384.92 AUD	97.21%
Other	1,798	3.14%	42,174,808.48 AUD	2.79%
Total	57,272	100.00%	1,513,147,193.40 AUD	100.00%

Balloon				Vehicle Status			
Balloon		No Balloon		New		Used	
Number of Contracts	Outstanding Discounted Receivables Balance	Number of Contracts	Outstanding Discounted Receivables Balance	Number of Contracts	Outstanding Discounted Receivables Balance	Number of Contracts	Outstanding Discounted Receivables Balance
15,167	637,811,674	40,307	833,160,711	39,565	1,148,563,453	15,909	322,408,932
513	21,061,243	1,285	21,113,566	1,141	30,570,054	657	11,604,754
15,680	658,872,917.27 AUD	41,592	854,274,276.13 AUD	40,706	1,179,133,506.99 AUD	16,566	334,013,686.41 AUD

Pool Data II

Distribution of Contracts and Vehicles per Borrower

Number of Contracts Per Borrower	Number of Customers	Percentage of Customers	Number of Contracts	Percentage of Contracts	Outstanding Discounted Receivables Balance	Percentage of Balance
1	66,580	98.49%	55,601	96.59%	1,768,829,789.42 AUD	96.69%
2	905	1.34%	1,561	2.71%	52,107,574.65 AUD	2.85%
3	83	0.12%	228	0.40%	5,605,612.48 AUD	0.31%
4	20	0.03%	80	0.14%	1,381,551.37 AUD	0.08%
5	8	0.01%	37	0.06%	667,214.99 AUD	0.04%
6 - 10	6	0.01%	45	0.08%	722,902.74 AUD	0.04%
> 10	1	0.00%	14	0.02%	74,379.42 AUD	0.00%
Total	67,603	100.00%	57,566	100.00%	1,829,389,025.07 AUD	100.00%

Top 20 Borrower

Ranking	Outstanding Discounted Receivables Balance	Percentage of Overall Balance	Number of Contracts
1	576,157.90 AUD	0.03808 %	2
2	557,487.45 AUD	0.03684 %	2
3	538,336.80 AUD	0.03558 %	1
4	531,205.49 AUD	0.03511 %	1
5	497,363.51 AUD	0.03287 %	2
6	494,762.90 AUD	0.03270 %	1
7	459,504.07 AUD	0.03037 %	2
8	447,376.11 AUD	0.02957 %	1
9	438,578.18 AUD	0.02898 %	1
10	431,052.66 AUD	0.02849 %	1
11	420,202.08 AUD	0.02777 %	1
12	403,981.13 AUD	0.02670 %	1
13	403,513.23 AUD	0.02667 %	2
14	355,745.28 AUD	0.02351 %	2
15	350,166.04 AUD	0.02314 %	1
16	349,787.97 AUD	0.02312 %	2
17	348,743.46 AUD	0.02305 %	1
18	347,606.06 AUD	0.02297 %	1
19	337,939.29 AUD	0.02233 %	1
20	337,939.29 AUD	0.02233 %	1
	8,627,448.90 AUD	0.57017 %	27

Pool Data III

Distribution by Outstanding Discounted Receivables Balance

Total Portfolio					Product Type					
Distribution by Outstanding Discounted Receivables Balance	Number of Contracts	Percentage of Contracts	Outstanding Discounted Receivables Balance	Percentage of Balance	Hire Purchase		Chattel Mortgage		Consumer Loan	
					Number of Contracts	Outstanding Discounted Receivables Balance	Number of Contracts	Outstanding Discounted Receivables Balance	Number of Contracts	Outstanding Discounted Receivables Balance
0.00 - 10,000.00	9,712	16.96%	56,167,135.99 AUD	3.71%	1	8,434.10 AUD	3,089	18,636,495.11 AUD	6,622	37,522,206.78 AUD
10,000.01 - 20,000.00	16,035	28.00%	241,801,117.93 AUD	15.98%	4	61,951.03 AUD	6,412	98,182,700.84 AUD	9,619	143,556,466.06 AUD
20,000.01 - 30,000.00	13,409	23.41%	330,952,722.90 AUD	21.87%	4	94,832.71 AUD	6,705	166,514,317.60 AUD	6,700	164,343,572.59 AUD
30,000.01 - 40,000.00	8,393	14.65%	290,362,834.05 AUD	19.19%	6	212,733.02 AUD	4,845	168,002,717.44 AUD	3,542	122,147,383.59 AUD
40,000.01 - 50,000.00	4,374	7.64%	194,281,171.06 AUD	12.84%	5	213,200.19 AUD	2,818	125,390,419.12 AUD	1,551	68,677,551.75 AUD
50,000.01 - 60,000.00	2,154	3.76%	117,220,265.05 AUD	7.75%	1	57,190.20 AUD	1,454	79,367,365.44 AUD	699	37,795,709.41 AUD
60,000.01 - 70,000.00	1,095	1.91%	70,617,240.61 AUD	4.67%	1	66,552.19 AUD	839	54,157,773.42 AUD	255	16,392,915.00 AUD
70,000.01 - 80,000.00	695	1.21%	51,876,262.20 AUD	3.43%	-	- AUD	548	40,921,499.99 AUD	147	10,954,762.21 AUD
80,000.01 - 90,000.00	473	0.83%	40,089,984.44 AUD	2.65%	-	- AUD	385	32,617,851.68 AUD	88	7,472,132.76 AUD
90,000.01 - 100,000.00	317	0.55%	29,900,496.85 AUD	1.98%	-	- AUD	268	25,293,308.57 AUD	49	4,607,188.28 AUD
100,000.01 - 110,000.00	179	0.31%	18,696,305.88 AUD	1.24%	-	- AUD	149	15,557,303.88 AUD	30	3,139,002.00 AUD
110,000.01 - 120,000.00	124	0.22%	14,222,868.67 AUD	0.94%	-	- AUD	109	12,510,083.97 AUD	15	1,712,784.70 AUD
120,000.01 - 130,000.00	70	0.12%	8,719,801.27 AUD	0.58%	-	- AUD	61	7,606,991.57 AUD	9	1,112,809.70 AUD
130,000.01 - 140,000.00	47	0.08%	6,313,920.56 AUD	0.42%	-	- AUD	41	5,499,511.32 AUD	6	814,409.24 AUD
140,000.01 - 150,000.00	26	0.05%	3,752,952.07 AUD	0.25%	-	- AUD	25	3,603,733.39 AUD	1	149,218.68 AUD
> 150,000.00	169	0.30%	38,172,113.87 AUD	2.52%	-	- AUD	144	32,318,043.87 AUD	25	5,854,070.00 AUD
Total	57,272	100.00%	1,513,147,193.40 AUD	100.00%	22	714,893.44 AUD	27,892	886,180,117.21 AUD	29,358	626,252,182.75 AUD

Statistics Outstanding Discounted Receivables Balance	
Minimum Outstanding Discounted Receivables Balance	- AUD
Maximum Outstanding Discounted Receivables Balance	538,336.80 AUD
Average Outstanding Discounted Receivables Balance	26,420.37 AUD

Distribution by Original Balance

Total Portfolio					Product Type					
Distribution by Original Balance	Number of Contracts	Percentage of Contracts	Outstanding Discounted Receivables Balance	Percentage of Balance	Hire Purchase		Chattel Mortgage		Consumer Loan	
					Number of Contracts	Outstanding Discounted Receivables Balance	Number of Contracts	Outstanding Discounted Receivables Balance	Number of Contracts	Outstanding Discounted Receivables Balance
0.00 - 10,000.00	518	0.90%	2,048,831.93 AUD	0.14%	-	- AUD	118	501,942.38 AUD	400	1,546,889.55 AUD
10,000.01 - 20,000.00	7,229	12.62%	63,156,223.95 AUD	4.17%	-	- AUD	2,474	23,111,326.66 AUD	4,755	40,044,897.29 AUD
20,000.01 - 30,000.00	13,289	23.20%	193,333,448.39 AUD	12.78%	2	30,310.92 AUD	5,001	77,925,289.82 AUD	8,286	115,377,847.65 AUD
30,000.01 - 40,000.00	11,893	20.77%	252,078,095.24 AUD	16.66%	3	72,439.91 AUD	5,464	120,844,446.21 AUD	6,426	131,161,209.12 AUD
40,000.01 - 50,000.00	8,937	15.60%	248,368,151.81 AUD	16.41%	7	190,993.98 AUD	4,675	134,138,844.57 AUD	4,255	114,038,313.26 AUD
50,000.01 - 60,000.00	6,291	10.98%	216,172,165.27 AUD	14.29%	4	137,577.91 AUD	3,673	128,248,864.80 AUD	2,614	87,785,722.56 AUD
60,000.01 - 70,000.00	3,735	6.52%	154,803,761.16 AUD	10.23%	3	123,993.88 AUD	2,360	98,960,077.28 AUD	1,372	55,719,690.00 AUD
70,000.01 - 80,000.00	1,718	3.00%	85,053,177.59 AUD	5.62%	1	35,834.45 AUD	1,189	59,343,296.52 AUD	528	25,674,046.62 AUD
80,000.01 - 90,000.00	1,006	1.76%	58,074,112.51 AUD	3.84%	1	66,552.19 AUD	755	43,739,259.13 AUD	250	14,268,301.19 AUD
90,000.01 - 100,000.00	711	1.24%	46,745,262.06 AUD	3.09%	1	57,190.20 AUD	559	36,963,659.36 AUD	151	9,724,412.50 AUD
100,000.01 - 110,000.00	622	1.09%	46,238,930.89 AUD	3.06%	-	- AUD	534	39,770,255.67 AUD	88	6,468,675.22 AUD
110,000.01 - 120,000.00	366	0.64%	29,327,997.83 AUD	1.94%	-	- AUD	286	23,001,409.61 AUD	80	6,326,588.22 AUD
120,000.01 - 130,000.00	231	0.40%	20,346,771.86 AUD	1.34%	-	- AUD	186	16,541,290.75 AUD	45	3,805,481.11 AUD
130,000.01 - 140,000.00	165	0.29%	15,904,105.08 AUD	1.05%	-	- AUD	140	13,552,855.11 AUD	25	2,351,249.97 AUD
140,000.01 - 150,000.00	125	0.22%	12,845,123.32 AUD	0.85%	-	- AUD	101	10,427,254.21 AUD	24	2,417,869.11 AUD
> 150,000.00	436	0.76%	68,651,034.51 AUD	4.54%	-	- AUD	377	59,110,045.13 AUD	59	9,540,989.38 AUD
Total	57,272	100.00%	1,513,147,193.40 AUD	100.00%	22	714,893.44 AUD	27,892	886,180,117.21 AUD	29,358	626,252,182.75 AUD

Statistics	
Minimum Original Balance	3,448.00 AUD
Maximum Original Balance	701,148.00 AUD
Weighted Average Original Receivables Balance (by ODRB)	63,445.22 AUD

Pool Data III

Distribution by Outstanding Discounted Receivables Balance

Total Portfolio					Balloon				Vehicle Status			
Distribution by Outstanding Discounted Receivables Balance	Number of Contracts	Percentage of Contracts	Outstanding Discounted Receivables Balance	Percentage of Balance	Balloon		No Balloon		New		Used	
					Number of Contracts	Outstanding Discounted Receivables Balance	Number of Contracts	Outstanding Discounted Receivables Balance	Number of Contracts	Outstanding Discounted Receivables Balance	Number of Contracts	Outstanding Discounted Receivables Balance
0.00 - 10,000.00	9,712	16.96%	56,167,135.99 AUD	3.71%	303	2,004,099.25 AUD	9,409	54,163,036.74 AUD	5,553	31,405,719.39 AUD	4,159	24,761,416.60 AUD
10,000.01 - 20,000.00	16,035	28.00%	241,801,117.93 AUD	15.98%	1,978	31,291,320.37 AUD	14,057	210,509,797.56 AUD	9,967	152,066,845.75 AUD	6,068	89,734,272.18 AUD
20,000.01 - 30,000.00	13,409	23.41%	330,952,722.90 AUD	21.87%	3,671	92,581,908.38 AUD	9,738	238,370,814.52 AUD	10,033	248,430,096.71 AUD	3,376	82,522,626.19 AUD
30,000.01 - 40,000.00	8,393	14.65%	290,362,834.05 AUD	19.19%	3,475	121,069,175.15 AUD	4,918	169,293,658.90 AUD	6,831	236,670,594.61 AUD	1,562	53,692,239.44 AUD
40,000.01 - 50,000.00	4,374	7.64%	194,281,171.06 AUD	12.84%	2,350	104,689,233.64 AUD	2,024	89,591,937.42 AUD	3,702	164,473,508.45 AUD	672	29,807,662.61 AUD
50,000.01 - 60,000.00	2,154	3.76%	117,220,265.05 AUD	7.75%	1,339	73,116,274.78 AUD	815	44,103,990.27 AUD	1,841	100,198,302.39 AUD	313	17,021,962.66 AUD
60,000.01 - 70,000.00	1,095	1.91%	70,617,240.61 AUD	4.67%	799	51,622,975.93 AUD	296	18,994,264.68 AUD	937	60,394,702.25 AUD	158	10,222,538.36 AUD
70,000.01 - 80,000.00	695	1.21%	51,876,262.20 AUD	3.43%	534	39,925,643.10 AUD	161	11,950,619.10 AUD	602	44,934,379.42 AUD	93	6,941,882.78 AUD
80,000.01 - 90,000.00	473	0.83%	40,089,984.44 AUD	2.65%	391	33,177,037.36 AUD	82	6,912,947.08 AUD	424	35,956,469.56 AUD	49	4,133,514.88 AUD
90,000.01 - 100,000.00	317	0.55%	29,900,496.85 AUD	1.98%	286	26,999,903.09 AUD	31	2,900,593.76 AUD	286	26,968,680.33 AUD	31	2,931,816.52 AUD
100,000.01 - 110,000.00	179	0.31%	18,696,305.88 AUD	1.24%	155	16,189,228.79 AUD	24	2,507,077.09 AUD	165	17,221,709.56 AUD	14	1,474,596.32 AUD
110,000.01 - 120,000.00	124	0.22%	14,222,868.67 AUD	0.94%	110	12,617,522.55 AUD	14	1,605,346.12 AUD	102	11,693,350.43 AUD	22	2,529,518.24 AUD
120,000.01 - 130,000.00	70	0.12%	8,719,801.27 AUD	0.58%	62	7,719,403.31 AUD	8	1,000,397.96 AUD	59	7,356,368.03 AUD	11	1,363,433.24 AUD
130,000.01 - 140,000.00	47	0.08%	6,313,920.56 AUD	0.42%	45	6,050,846.04 AUD	2	263,074.52 AUD	39	5,240,048.98 AUD	8	1,073,871.58 AUD
140,000.01 - 150,000.00	26	0.05%	3,752,952.07 AUD	0.25%	21	3,025,032.51 AUD	5	727,919.56 AUD	20	2,891,341.30 AUD	6	861,610.77 AUD
> 150,000.00	169	0.30%	38,172,113.87 AUD	2.52%	161	36,793,313.02 AUD	8	1,378,800.85 AUD	145	33,231,389.83 AUD	24	4,940,724.04 AUD
Total	57,272	100.00%	1,513,147,193.40 AUD	100.00%	15,680	658,872,917.27 AUD	41,592	854,274,276.13 AUD	40,706	1,179,133,506.99 AUD	16,566	334,013,686.41 AUD

Statistics Outstanding Discounted Receivables Balance	
Minimum Outstanding Discounted Receivables Balance	- AUD
Maximum Outstanding Discounted Receivables Balance	538,336.80 AUD
Average Outstanding Discounted Receivables Balance	26,420.37 AUD

Distribution by Original Balance

Total Portfolio					Balloon				Vehicle Status			
Distribution by Original Balance	Number of Contracts	Percentage of Contracts	Outstanding Discounted Receivables Balance	Percentage of Balance	Balloon		No Balloon		New		Used	
					Number of Contracts	Outstanding Discounted Receivables Balance	Number of Contracts	Outstanding Discounted Receivables Balance	Number of Contracts	Outstanding Discounted Receivables Balance	Number of Contracts	Outstanding Discounted Receivables Balance
0.00 - 10,000.00	518	0.90%	2,048,831.93 AUD	0.14%	2	11,957.91 AUD	516	2,036,874.02 AUD	128	476,140.10 AUD	390	1,572,691.83 AUD
10,000.01 - 20,000.00	7,229	12.62%	63,156,223.95 AUD	4.17%	226	2,621,920.14 AUD	7,003	60,534,303.81 AUD	2,809	24,112,019.32 AUD	4,420	39,044,204.63 AUD
20,000.01 - 30,000.00	13,289	23.20%	193,333,448.39 AUD	12.78%	1,395	23,599,649.77 AUD	11,894	169,733,798.62 AUD	8,197	115,436,219.52 AUD	5,092	77,897,228.87 AUD
30,000.01 - 40,000.00	11,893	20.77%	252,078,095.24 AUD	16.66%	2,636	62,252,966.61 AUD	9,257	189,825,128.63 AUD	8,740	181,750,300.82 AUD	3,153	70,327,794.42 AUD
40,000.01 - 50,000.00	8,937	15.60%	248,368,151.81 AUD	16.41%	3,015	91,550,363.97 AUD	5,922	156,817,787.84 AUD	7,277	198,950,128.52 AUD	1,660	49,418,023.29 AUD
50,000.01 - 60,000.00	6,291	10.98%	216,172,165.27 AUD	14.29%	2,612	96,733,246.73 AUD	3,679	119,438,918.54 AUD	5,463	185,089,371.33 AUD	828	31,082,793.94 AUD
60,000.01 - 70,000.00	3,735	6.52%	154,803,761.16 AUD	10.23%	1,968	86,127,126.48 AUD	1,767	68,676,634.68 AUD	3,334	136,216,739.92 AUD	401	18,587,021.24 AUD
70,000.01 - 80,000.00	1,718	3.00%	85,053,177.59 AUD	5.62%	1,052	55,041,936.91 AUD	666	30,011,240.68 AUD	1,500	73,498,589.93 AUD	218	11,554,587.66 AUD
80,000.01 - 90,000.00	1,006	1.76%	58,074,112.51 AUD	3.84%	671	40,083,197.08 AUD	335	17,990,915.43 AUD	871	49,931,611.23 AUD	135	8,142,501.28 AUD
90,000.01 - 100,000.00	711	1.24%	46,745,262.06 AUD	3.09%	524	35,695,548.44 AUD	187	11,049,713.62 AUD	632	41,036,487.34 AUD	79	5,708,774.72 AUD
100,000.01 - 110,000.00	622	1.09%	46,238,930.89 AUD	3.06%	462	35,512,009.27 AUD	160	10,726,921.62 AUD	568	41,974,800.83 AUD	54	4,264,130.06 AUD
110,000.01 - 120,000.00	366	0.64%	29,327,997.83 AUD	1.94%	299	24,692,951.29 AUD	67	4,635,046.54 AUD	338	26,989,769.27 AUD	28	2,338,228.56 AUD
120,000.01 - 130,000.00	231	0.40%	20,346,771.86 AUD	1.34%	183	16,721,119.31 AUD	48	3,625,652.55 AUD	206	18,092,118.24 AUD	25	2,254,653.62 AUD
130,000.01 - 140,000.00	165	0.29%	15,904,105.08 AUD	1.05%	145	14,178,294.91 AUD	20	1,725,810.17 AUD	150	14,388,317.45 AUD	15	1,515,787.63 AUD
140,000.01 - 150,000.00	125	0.22%	12,845,123.32 AUD	0.85%	103	10,749,052.58 AUD	22	2,096,070.74 AUD	113	11,526,688.33 AUD	12	1,318,434.99 AUD
> 150,000.00	436	0.76%	68,651,034.51 AUD	4.54%	387	63,301,575.87 AUD	49	5,349,458.64 AUD	380	59,664,204.84 AUD	56	8,986,829.67 AUD
Total	57,272	100.00%	1,513,147,193.40 AUD	100.00%	15,680	658,872,917.27 AUD	41,592	854,274,276.13 AUD	40,706	1,179,133,506.99 AUD	16,566	334,013,686.41 AUD

Statistics	
Minimum Original Balance	3,448.00 AUD
Maximum Original Balance	701,148.00 AUD
Weighted Average Original Receivables Balance (by ODRB)	63,445.22 AUD

Pool Data IV

Interest Rate paid by the Receivable Debtor

Total Portfolio					Product Type					
Interest Rate paid by the Receivable Debtor	Number of Contracts	Percentage of Contracts	Outstanding Discounted Receivables Balance	Percentage of Balance	Hire Purchase		Chattel Mortgage		Consumer Loan	
					Number of Contracts	Outstanding Discounted Receivables Balance	Number of Contracts	Outstanding Discounted Receivables Balance	Number of Contracts	Outstanding Discounted Receivables Balance
0.00%	3	0.01%	30,310.96 AUD	0.00%	-	- AUD	-	- AUD	3	30,310.96 AUD
0.01% - 1.00%	9	0.02%	73,857.50 AUD	0.00%	-	- AUD	1	3,907.47 AUD	8	69,950.03 AUD
1.01% - 2.00%	3,209	5.60%	59,007,725.78 AUD	3.90%	1	14,479.52 AUD	1,397	34,482,287.29 AUD	1,811	24,510,958.97 AUD
2.01% - 3.00%	2,804	4.90%	76,363,260.98 AUD	5.05%	3	72,955.89 AUD	1,082	38,888,678.36 AUD	1,719	37,401,626.73 AUD
3.01% - 4.00%	3,598	6.28%	142,598,799.30 AUD	9.42%	3	101,381.56 AUD	3,534	141,763,752.58 AUD	61	733,665.16 AUD
4.01% - 5.00%	4,715	8.23%	148,990,524.27 AUD	9.85%	2	63,060.52 AUD	3,556	125,086,528.74 AUD	1,157	23,840,935.01 AUD
5.01% - 6.00%	7,787	13.60%	230,616,404.12 AUD	15.24%	4	153,114.45 AUD	4,247	144,183,246.74 AUD	3,536	86,280,042.93 AUD
6.01% - 7.00%	9,784	17.08%	264,159,733.89 AUD	17.46%	2	71,937.63 AUD	3,959	127,252,454.86 AUD	5,823	136,835,341.40 AUD
7.01% - 8.00%	10,501	18.34%	244,732,179.53 AUD	16.17%	4	136,917.87 AUD	2,784	83,590,131.73 AUD	7,713	161,005,129.93 AUD
8.01% - 9.00%	7,349	12.83%	184,547,597.98 AUD	12.20%	2	64,472.73 AUD	2,909	88,310,644.14 AUD	4,438	96,172,481.11 AUD
9.01% - 10.00%	4,452	7.77%	105,049,884.02 AUD	6.94%	1	36,573.27 AUD	2,724	70,989,733.39 AUD	1,727	34,023,577.36 AUD
10.01% - 11.00%	1,869	3.26%	38,450,888.86 AUD	2.54%	-	- AUD	1,236	24,696,323.58 AUD	633	13,754,565.28 AUD
11.01% - 12.00%	524	0.91%	8,385,402.20 AUD	0.55%	-	- AUD	297	4,770,417.51 AUD	227	3,614,984.69 AUD
12.01% - 13.00%	236	0.41%	3,826,010.45 AUD	0.25%	-	- AUD	44	621,964.09 AUD	192	3,204,046.36 AUD
13.01% - 14.00%	228	0.40%	3,228,586.13 AUD	0.21%	-	- AUD	51	476,879.36 AUD	177	2,751,706.77 AUD
14.01% - 15.00%	180	0.31%	2,735,094.09 AUD	0.18%	-	- AUD	58	892,124.87 AUD	122	1,842,969.22 AUD
15.01% - 16.00%	24	0.04%	350,933.34 AUD	0.02%	-	- AUD	13	171,042.50 AUD	11	179,890.84 AUD
> 16.00%	-	0.00%	- AUD	0.00%	-	- AUD	-	- AUD	-	- AUD
Total	57,272	100.00%	1,513,147,193.40 AUD	100.00%	22	714,893.44 AUD	27,892	886,180,117.21 AUD	29,358	626,252,182.75 AUD

Statistics Interest Rate		
Minimum Interest Rate Debtor		0.00%
Maximum Interest Rate Debtor		15.52%
Weighted Average Interest Rate Debtor		6.44%

Pool Data IV

Interest Rate paid by the Receivable Debtor

Total Portfolio					Balloons				Vehicle Status			
Interest Rate paid by the Receivable Debtor	Number of Contracts	Percentage of Contracts	Outstanding Discounted Receivables Balance	Percentage of Balance	Balloons		No Balloons		New		Used	
					Number of Contracts	Outstanding Discounted Receivables Balance	Number of Contracts	Outstanding Discounted Receivables Balance	Number of Contracts	Outstanding Discounted Receivables Balance	Number of Contracts	Outstanding Discounted Receivables Balance
0.00%	3	0.01%	30,310.96 AUD	0.00%	-	- AUD	3	30,310.96 AUD	3	30,310.96 AUD	-	- AUD
0.01% - 1.00%	9	0.02%	73,857.50 AUD	0.00%	2	44,483.95 AUD	7	29,373.55 AUD	9	73,857.50 AUD	-	- AUD
1.01% - 2.00%	3,209	5.60%	59,007,725.78 AUD	3.90%	950	26,914,145.21 AUD	2,259	32,093,580.57 AUD	3,203	58,915,003.11 AUD	6	92,722.67 AUD
2.01% - 3.00%	2,804	4.90%	76,363,260.98 AUD	5.05%	910	34,037,497.88 AUD	1,894	42,325,763.10 AUD	2,795	76,054,618.51 AUD	9	308,642.47 AUD
3.01% - 4.00%	3,598	6.28%	142,598,799.30 AUD	9.42%	1,660	84,480,451.57 AUD	1,938	58,118,347.73 AUD	3,403	136,959,398.94 AUD	195	5,639,400.36 AUD
4.01% - 5.00%	4,715	8.23%	148,990,524.27 AUD	9.85%	1,997	90,116,249.37 AUD	2,718	58,874,274.90 AUD	4,107	131,393,325.62 AUD	608	17,597,198.65 AUD
5.01% - 6.00%	7,787	13.60%	230,616,404.12 AUD	15.24%	2,923	130,513,410.54 AUD	4,864	100,102,993.58 AUD	6,238	194,979,960.91 AUD	1,549	35,636,443.21 AUD
6.01% - 7.00%	9,784	17.08%	264,159,733.89 AUD	17.46%	2,912	123,977,080.46 AUD	6,872	140,182,653.43 AUD	7,105	206,691,725.90 AUD	2,679	57,468,007.99 AUD
7.01% - 8.00%	10,501	18.34%	244,732,179.53 AUD	16.17%	2,134	83,288,881.85 AUD	8,367	161,443,297.68 AUD	6,750	174,039,443.03 AUD	3,751	70,692,736.50 AUD
8.01% - 9.00%	7,349	12.83%	184,547,597.98 AUD	12.20%	1,079	44,914,200.18 AUD	6,270	139,633,397.80 AUD	3,893	118,517,986.09 AUD	3,456	66,029,611.89 AUD
9.01% - 10.00%	4,452	7.77%	105,049,884.02 AUD	6.94%	780	30,272,874.71 AUD	3,672	74,777,009.31 AUD	2,116	57,463,678.78 AUD	2,336	47,586,205.24 AUD
10.01% - 11.00%	1,869	3.26%	38,450,888.86 AUD	2.54%	202	6,759,156.30 AUD	1,667	31,691,732.56 AUD	678	16,364,091.51 AUD	1,191	22,086,797.35 AUD
11.01% - 12.00%	524	0.91%	8,385,402.20 AUD	0.55%	50	1,422,046.38 AUD	474	6,963,355.82 AUD	126	2,133,416.16 AUD	398	6,251,986.04 AUD
12.01% - 13.00%	236	0.41%	3,826,010.45 AUD	0.25%	32	839,919.44 AUD	204	2,986,091.01 AUD	115	2,269,147.71 AUD	121	1,556,862.74 AUD
13.01% - 14.00%	228	0.40%	3,228,586.13 AUD	0.21%	22	570,905.83 AUD	206	2,657,680.30 AUD	72	1,568,694.78 AUD	156	1,659,891.35 AUD
14.01% - 15.00%	180	0.31%	2,735,094.09 AUD	0.18%	23	614,618.62 AUD	157	2,120,475.47 AUD	82	1,511,684.72 AUD	98	1,223,409.37 AUD
15.01% - 16.00%	24	0.04%	350,933.34 AUD	0.02%	4	106,994.98 AUD	20	243,938.36 AUD	11	167,162.76 AUD	13	183,770.58 AUD
> 16.00%	-	0.00%	- AUD	0.00%	-	- AUD	-	- AUD	-	- AUD	-	- AUD
Total	57,272	100.00%	1,513,147,193.40 AUD	100.00%	15,680	658,872,917.27 AUD	41,592	854,274,276.13 AUD	40,706	1,179,133,506.99 AUD	16,566	334,013,686.41 AUD

Statistics Interest Rate			
Minimum Interest Rate Debtor			0.00%
Maximum Interest Rate Debtor			15.52%
Weighted Average Interest Rate Debtor			6.44%

Pool Data V

Original Term

Total Portfolio					Product Type					
Length of Original Term (months)	Number of Contracts	Percentage of Contracts	Outstanding Discounted Receivables Balance	Percentage of Balance	Hire Purchase		Chattel Mortgage		Consumer Loan	
					Number of Contracts	Outstanding Discounted Receivables Balance	Number of Contracts	Outstanding Discounted Receivables Balance	Number of Contracts	Outstanding Discounted Receivables Balance
0 - 11	-	0.00%	- AUD	0.00%	-	- AUD	-	- AUD	-	- AUD
12 - 23	146	0.25%	1,102,257.46 AUD	0.07%	-	- AUD	69	620,874.41 AUD	77	481,383.05 AUD
24 - 35	949	1.66%	9,607,999.67 AUD	0.63%	-	- AUD	542	6,769,903.29 AUD	407	2,838,096.38 AUD
36 - 47	4,831	8.44%	88,147,754.01 AUD	5.83%	2	65,624.30 AUD	2,856	64,178,591.45 AUD	1,973	23,903,538.26 AUD
48 - 59	10,771	18.81%	248,086,987.34 AUD	16.40%	7	190,140.60 AUD	5,642	159,625,820.28 AUD	5,122	88,271,026.46 AUD
60 - 71	35,947	62.77%	1,042,867,553.30 AUD	68.92%	13	459,128.54 AUD	18,783	654,984,927.78 AUD	17,151	387,423,496.98 AUD
> 71	4,628	8.08%	123,334,641.62 AUD	8.15%	-	- AUD	-	- AUD	4,628	123,334,641.62 AUD
Total	57,272	100.00%	1,513,147,193.40 AUD	100.00%	22	714,893.44 AUD	27,892	886,180,117.21 AUD	29,358	626,252,182.75 AUD

Statistics Original Term			
Minimum Original Term in months			12
Maximum Original Term in months			84
Weighted Average Original Term month (by ODRB)			58.31

Remaining Term

Total Portfolio					Product Type					
Length of Remaining Term (months)	Number of Contracts	Percentage of Contracts	Outstanding Discounted Receivables Balance	Percentage of Balance	Hire Purchase		Chattel Mortgage		Consumer Loan	
					Number of Contracts	Outstanding Discounted Receivables Balance	Number of Contracts	Outstanding Discounted Receivables Balance	Number of Contracts	Outstanding Discounted Receivables Balance
0 - 11	6,405	11.18%	55,388,414.06 AUD	3.66%	3	43,961.62 AUD	2,769	33,249,186.58 AUD	3,633	22,095,265.86 AUD
12 - 23	9,458	16.51%	173,535,977.02 AUD	11.47%	4	133,275.25 AUD	4,516	103,238,010.44 AUD	4,938	70,164,691.33 AUD
24 - 35	14,930	26.07%	384,072,110.20 AUD	25.38%	9	277,330.03 AUD	7,150	220,692,723.30 AUD	7,771	163,102,056.87 AUD
36 - 47	16,495	28.80%	533,184,969.39 AUD	35.24%	3	145,793.00 AUD	9,214	342,592,604.08 AUD	7,278	190,446,572.31 AUD
48 - 59	8,049	14.05%	302,100,545.08 AUD	19.97%	3	114,533.54 AUD	4,243	186,407,592.81 AUD	3,803	115,578,418.73 AUD
60 - 71	1,474	2.57%	47,517,221.54 AUD	3.14%	-	- AUD	-	- AUD	1,474	47,517,221.54 AUD
> 71	461	0.80%	17,347,956.11 AUD	1.15%	-	- AUD	-	- AUD	461	17,347,956.11 AUD
Total	57,272	100.00%	1,513,147,193.40 AUD	100.00%	22	714,893.44 AUD	27,892	886,180,117.21 AUD	29,358	626,252,182.75 AUD

Statistics Remaining Term			
Minimum Remaining Term in months			0
Maximum Remaining Term in months			82
Weighted Average Remaining Term in months (by ODRB)			37.91

Distribution by Seasoning

Total Portfolio					Product Type					
Seasoning (months)	Number of Contracts	Percentage of Contracts	Outstanding Discounted Receivables Balance	Percentage of Balance	Hire Purchase		Chattel Mortgage		Consumer Loan	
					Number of Contracts	Outstanding Discounted Receivables Balance	Number of Contracts	Outstanding Discounted Receivables Balance	Number of Contracts	Outstanding Discounted Receivables Balance
0 - 11	9,010	15.73%	337,044,057.82 AUD	22.27%	3	114,533.54 AUD	5,427	226,750,672.89 AUD	3,580	110,178,851.39 AUD
12 - 23	22,703	39.64%	670,799,483.42 AUD	44.33%	9	319,427.43 AUD	12,365	414,313,929.20 AUD	10,329	256,166,126.79 AUD
24 - 35	14,749	25.75%	344,197,387.86 AUD	22.75%	7	236,970.85 AUD	6,195	169,563,517.01 AUD	8,547	174,396,900.00 AUD
36 - 47	7,831	13.67%	131,386,584.18 AUD	8.68%	1	14,479.52 AUD	2,982	62,705,004.42 AUD	4,848	68,667,100.24 AUD
48 - 59	2,566	4.48%	27,013,591.59 AUD	1.79%	2	29,482.10 AUD	903	12,774,677.19 AUD	1,661	14,209,432.30 AUD
60 - 71	264	0.46%	2,150,833.41 AUD	0.14%	-	- AUD	20	72,316.50 AUD	244	2,078,516.91 AUD
> 71	149	0.26%	555,255.12 AUD	0.04%	-	- AUD	-	- AUD	149	555,255.12 AUD
Total	57,272	100.00%	1,513,147,193.40 AUD	100.00%	22	714,893.44 AUD	27,892	886,180,117.21 AUD	29,358	626,252,182.75 AUD

Statistics Seasoning			
Minimum Seasoning in months			2
Maximum Seasoning in months			84
Weighted Average Seasoning Term in months (by ODRB)			20.45

Pool Data V

Original Term

Total Portfolio					Balloon				Vehicle Status			
Length of Original Term (months)	Number of Contracts	Percentage of Contracts	Outstanding Discounted Receivables Balance	Percentage of Balance	Balloon		No Balloon		New		Used	
					Number of Contracts	Outstanding Discounted Receivables Balance	Number of Contracts	Outstanding Discounted Receivables Balance	Number of Contracts	Outstanding Discounted Receivables Balance	Number of Contracts	Outstanding Discounted Receivables Balance
0 - 11	-	0.00%	- AUD	0.00%	-	- AUD	-	- AUD	-	- AUD	-	- AUD
12 - 23	146	0.25%	1,102,257.46 AUD	0.07%	10	237,325.75 AUD	136	864,931.71 AUD	49	511,414.34 AUD	97	590,843.12 AUD
24 - 35	949	1.66%	9,607,999.67 AUD	0.63%	61	1,889,177.29 AUD	888	7,718,822.38 AUD	363	4,582,801.29 AUD	586	5,025,198.38 AUD
36 - 47	4,831	8.44%	88,147,754.01 AUD	5.83%	895	32,754,614.43 AUD	3,936	55,393,139.58 AUD	3,239	67,910,897.54 AUD	1,592	20,236,856.47 AUD
48 - 59	10,771	18.81%	248,086,987.34 AUD	16.40%	3,191	116,064,483.87 AUD	7,580	132,022,503.47 AUD	9,030	218,889,169.37 AUD	1,741	29,197,817.97 AUD
60 - 71	35,947	62.77%	1,042,867,553.30 AUD	68.92%	11,523	507,927,315.93 AUD	24,424	534,940,237.37 AUD	24,935	800,571,851.42 AUD	11,012	242,295,701.88 AUD
> 71	4,628	8.08%	123,334,641.62 AUD	8.15%	-	- AUD	4,628	123,334,641.62 AUD	3,090	86,667,373.03 AUD	1,538	36,667,268.59 AUD
Total	57,272	100.00%	1,513,147,193.40 AUD	100.00%	15,680	658,872,917.27 AUD	41,592	854,274,276.13 AUD	40,706	1,179,133,506.99 AUD	16,566	334,013,686.41 AUD

Statistics Original Term			
Minimum Original Term in months			12
Maximum Original Term in months			84
Weighted Average Original Term month (by ODRB)			58.31

Remaining Term

Total Portfolio					Balloon				Vehicle Status			
Length of Remaining Term (months)	Number of Contracts	Percentage of Contracts	Outstanding Discounted Receivables Balance	Percentage of Balance	Balloon		No Balloon		New		Used	
					Number of Contracts	Outstanding Discounted Receivables Balance	Number of Contracts	Outstanding Discounted Receivables Balance	Number of Contracts	Outstanding Discounted Receivables Balance	Number of Contracts	Outstanding Discounted Receivables Balance
0 - 11	6,405	11.18%	55,388,414.06 AUD	3.66%	1,578	32,900,522.37 AUD	4,827	22,487,891.69 AUD	4,829	47,038,116.24 AUD	1,576	8,350,297.82 AUD
12 - 23	9,458	16.51%	173,535,977.02 AUD	11.47%	2,609	87,000,322.62 AUD	6,849	86,535,654.40 AUD	6,722	140,835,476.59 AUD	2,736	32,700,500.43 AUD
24 - 35	14,930	26.07%	384,072,110.20 AUD	25.38%	4,294	174,786,847.41 AUD	10,636	209,285,262.79 AUD	11,015	312,448,415.47 AUD	3,915	71,623,694.73 AUD
36 - 47	16,495	28.80%	533,184,969.39 AUD	35.24%	5,020	244,155,818.56 AUD	11,475	289,029,150.83 AUD	11,234	407,841,513.85 AUD	5,261	125,343,455.54 AUD
48 - 59	8,049	14.05%	302,100,545.08 AUD	19.97%	2,179	120,029,406.31 AUD	5,870	182,071,138.77 AUD	5,606	225,468,479.07 AUD	2,443	76,632,066.01 AUD
60 - 71	1,474	2.57%	47,517,221.54 AUD	3.14%	-	- AUD	1,474	47,517,221.54 AUD	992	33,780,710.20 AUD	482	13,736,511.34 AUD
> 71	461	0.80%	17,347,956.11 AUD	1.15%	-	- AUD	461	17,347,956.11 AUD	308	11,720,795.57 AUD	153	5,627,160.54 AUD
Total	57,272	100.00%	1,513,147,193.40 AUD	100.00%	15,680	658,872,917.27 AUD	41,592	854,274,276.13 AUD	40,706	1,179,133,506.99 AUD	16,566	334,013,686.41 AUD

Statistics Remaining Term			
Minimum Remaining Term in months			0
Maximum Remaining Term in months			82
Weighted Average Remaining Term in months (by ODRB)			37.91

Distribution by Seasoning

Total Portfolio					Balloon				Vehicle Status			
Seasoning (months)	Number of Contracts	Percentage of Contracts	Outstanding Discounted Receivables Balance	Percentage of Balance	Balloon		No Balloon		New		Used	
					Number of Contracts	Outstanding Discounted Receivables Balance	Number of Contracts	Outstanding Discounted Receivables Balance	Number of Contracts	Outstanding Discounted Receivables Balance	Number of Contracts	Outstanding Discounted Receivables Balance
0 - 11	9,010	15.73%	337,044,057.82 AUD	22.27%	2,529	139,167,167.41 AUD	6,481	197,876,890.41 AUD	6,273	256,530,312.18 AUD	2,737	80,513,745.64 AUD
12 - 23	22,703	39.84%	670,799,483.42 AUD	44.33%	6,176	283,521,318.02 AUD	16,527	387,278,165.40 AUD	15,691	518,020,540.36 AUD	7,012	152,778,943.06 AUD
24 - 35	14,749	25.75%	344,197,387.86 AUD	22.75%	3,907	151,638,262.45 AUD	10,842	192,559,125.41 AUD	10,591	271,679,514.80 AUD	4,158	72,517,873.06 AUD
36 - 47	7,831	13.67%	131,386,584.18 AUD	8.68%	2,339	69,652,818.13 AUD	5,492	61,733,766.05 AUD	6,015	108,746,095.66 AUD	1,816	22,640,488.52 AUD
48 - 59	2,566	4.48%	27,013,591.59 AUD	1.79%	716	14,821,034.76 AUD	1,850	12,192,556.83 AUD	1,834	22,080,277.95 AUD	732	4,933,313.64 AUD
60 - 71	264	0.46%	2,150,833.41 AUD	0.14%	13	72,316.50 AUD	251	2,078,516.91 AUD	181	1,617,945.72 AUD	83	532,887.69 AUD
> 71	149	0.26%	555,255.12 AUD	0.04%	-	- AUD	149	555,255.12 AUD	121	458,820.32 AUD	28	96,434.80 AUD
Total	57,272	100.00%	1,513,147,193.40 AUD	100.00%	15,680	658,872,917.27 AUD	41,592	854,274,276.13 AUD	40,706	1,179,133,506.99 AUD	16,566	334,013,686.41 AUD

Statistics Seasoning			
Minimum Seasoning in months			2
Maximum Seasoning in months			84
Weighted Average Seasoning Term in months (by ODRB)			20.45

Pool Data VI

Product Type

Total Portfolio					Balloon				Vehicle Status			
Product Type	Number of Contracts	Percentage of Contracts	Outstanding Discounted Receivables Balance	Percentage of Balance	Balloon		No Balloon		New		Used	
					Number of Contracts	Outstanding Discounted Receivables Balance	Number of Contracts	Outstanding Discounted Receivables Balance	Number of Contracts	Outstanding Discounted Receivables Balance	Number of Contracts	Outstanding Discounted Receivables Balance
Hire Purchase	22	0.04%	714,893.44 AUD	0.05%	11	389,010.09 AUD	11	325,883.35 AUD	17	544,722.74 AUD	5	170,170.70 AUD
Chattel Mortgage	27,892	48.70%	886,180,117.21 AUD	58.57%	10,583	480,553,276.95 AUD	17,309	405,626,840.26 AUD	20,707	714,324,120.50 AUD	7,185	171,855,996.71 AUD
Consumer Loan	29,358	51.26%	626,252,182.75 AUD	41.39%	5,086	177,930,630.23 AUD	24,272	448,321,552.52 AUD	19,982	464,264,663.75 AUD	9,376	161,987,519.00 AUD
Total	57,272	100.00%	1,513,147,193.40 AUD	100.00%	15,680	658,872,917.27 AUD	41,592	854,274,276.13 AUD	40,706	1,179,133,506.99 AUD	16,566	334,013,686.41 AUD

Vehicle Status

Total Portfolio					Product Type					
Type of Car	Number of Contracts	Percentage of Contracts	Outstanding Discounted Receivables Balance	Percentage of Balance	Hire Purchase		Chattel Mortgage		Consumer Loan	
					Number of Contracts	Outstanding Discounted Receivables Balance	Number of Contracts	Outstanding Discounted Receivables Balance	Number of Contracts	Outstanding Discounted Receivables Balance
New Vehicles	40,706	71.07%	1,179,133,506.99 AUD	77.93%	17	544,722.74 AUD	20,707	714,324,120.50 AUD	19,982	464,264,663.75 AUD
Used Vehicles	16,566	28.93%	334,013,686.41 AUD	22.07%	5	170,170.70 AUD	7,185	171,855,996.71 AUD	9,376	161,987,519.00 AUD
Total	57,272	100.00%	1,513,147,193.40 AUD	100.00%	22	714,893.44 AUD	27,892	886,180,117.21 AUD	29,358	626,252,182.75 AUD

Balloon

Total Portfolio				
Balloon	Number of Contracts	Percentage of Contracts	Outstanding Discounted Receivables Balance	Percentage of Balance
Balloon	15,680	27.38%	658,872,917.27 AUD	43.54%
No Balloon	41,592	72.62%	854,274,276.13 AUD	56.46%
Total	57,272	100.00%	1,513,147,193.40 AUD	100.00%

Pool Data VII

Distribution by Vehicle Brand and Models

Total Portfolio						Product Type						
Make	Model	Number of Contracts	Percentage of Contracts	Outstanding Discounted Receivables Balance	Percentage of Balance	Hire Purchase Number of Contracts	Outstanding Discounted Receivables Balance	Chattel Mortgage Number of Contracts	Outstanding Discounted Receivables Balance	Consumer Loan Number of Contracts	Outstanding Discounted Receivables Balance	
Volkswagen Group Vehicles												
AUDI	A1	271	0.47%	3,894,862.67 AUD	0.26%	-	- AUD	83	1,274,525.18 AUD	188	2,620,337.49 AUD	
	A3	1,571	2.74%	46,496,064.13 AUD	3.07%	-	- AUD	639	21,683,166.92 AUD	932	24,812,897.21 AUD	
	A4	563	0.98%	18,396,685.16 AUD	1.22%	-	- AUD	284	10,532,609.78 AUD	279	7,864,075.38 AUD	
	A5	488	0.85%	20,738,800.58 AUD	1.37%	-	- AUD	278	12,842,317.80 AUD	210	7,896,482.78 AUD	
	A6	91	0.16%	4,274,506.70 AUD	0.28%	-	- AUD	62	3,213,138.14 AUD	29	1,061,368.56 AUD	
	A7	44	0.08%	3,047,191.85 AUD	0.20%	-	- AUD	33	2,319,283.67 AUD	11	727,908.18 AUD	
	A8	20	0.03%	1,217,275.92 AUD	0.08%	-	- AUD	18	1,092,194.31 AUD	2	125,081.61 AUD	
	Q2	482	0.84%	12,427,588.53 AUD	0.82%	-	- AUD	183	4,793,968.35 AUD	299	7,633,620.18 AUD	
	Q3	785	1.37%	22,602,908.42 AUD	1.49%	-	- AUD	355	11,189,942.41 AUD	430	11,412,966.01 AUD	
	Q5	1,325	2.31%	51,849,714.04 AUD	3.43%	1	35,834.45 AUD	783	32,735,068.39 AUD	541	19,078,811.20 AUD	
	Q7	879	1.53%	48,924,833.03 AUD	3.23%	-	- AUD	676	38,736,548.66 AUD	203	10,188,284.37 AUD	
	Q8	103	0.18%	8,869,067.14 AUD	0.59%	-	- AUD	94	8,172,944.82 AUD	9	696,122.32 AUD	
	E-TRON	8	0.01%	893,370.30 AUD	0.06%	-	- AUD	6	731,417.40 AUD	2	161,952.90 AUD	
	R8	20	0.03%	2,668,395.35 AUD	0.18%	-	- AUD	16	2,138,475.49 AUD	4	529,919.86 AUD	
	TT	72	0.13%	2,690,019.98 AUD	0.18%	-	- AUD	50	1,858,504.92 AUD	22	831,515.06 AUD	
	SubTotal	6,722	11.74%	248,991,283.80 AUD	16.45%	1	35,834.45 AUD	3,560	153,314,106.24 AUD	3,161	95,641,343.11 AUD	
BENTLEY	ARNAGE	-	0.00%	- AUD	0.00%	-	- AUD	-	- AUD	-	- AUD	
	BENTAYGA	10	0.02%	1,740,717.16 AUD	0.12%	-	- AUD	10	1,740,717.16 AUD	-	- AUD	
	CONTINENTAL	13	0.02%	3,467,594.05 AUD	0.23%	-	- AUD	11	2,814,419.40 AUD	2	653,174.65 AUD	
	FLYING SPUR	3	0.01%	716,464.15 AUD	0.05%	-	- AUD	3	716,464.15 AUD	-	- AUD	
	MULSANNNE	-	0.00%	- AUD	0.00%	-	- AUD	-	- AUD	-	- AUD	
	SubTotal	26	0.05%	5,924,775.36 AUD	0.39%	-	- AUD	24	5,271,600.71 AUD	2	653,174.65 AUD	
LAMBORGHINI	GALLARDO	-	0.00%	- AUD	0.00%	-	- AUD	-	- AUD	-	- AUD	
	AVENTADOR	3	0.01%	914,913.74 AUD	0.06%	-	- AUD	2	383,708.25 AUD	1	531,205.49 AUD	
	HURACAN	17	0.03%	3,602,727.17 AUD	0.24%	-	- AUD	14	2,792,107.23 AUD	3	810,619.94 AUD	
	URUS	7	0.01%	1,574,941.03 AUD	0.10%	-	- AUD	7	1,574,941.03 AUD	-	- AUD	
	MURCIELAGO	-	0.00%	- AUD	0.00%	-	- AUD	-	- AUD	-	- AUD	
	SubTotal	27	0.05%	6,092,581.94 AUD	0.40%	-	- AUD	23	4,750,756.51 AUD	4	1,341,825.43 AUD	
PORSCHE	BOXSTER	28	0.05%	2,502,635.86 AUD	0.17%	-	- AUD	24	2,207,095.88 AUD	4	295,539.98 AUD	
	CARRERA / 911	26	0.05%	3,914,207.58 AUD	0.26%	-	- AUD	20	3,006,993.29 AUD	6	907,214.29 AUD	
	CAYENNE	150	0.26%	13,265,938.98 AUD	0.88%	-	- AUD	134	12,175,602.71 AUD	16	1,090,336.27 AUD	
	CAYMAN	6	0.01%	330,488.85 AUD	0.02%	-	- AUD	5	294,050.00 AUD	1	36,438.85 AUD	
	TAYCAN	10	0.02%	1,713,119.94 AUD	0.11%	-	- AUD	10	1,713,119.94 AUD	-	- AUD	
	MACAN	162	0.28%	10,964,419.76 AUD	0.72%	-	- AUD	139	9,612,025.43 AUD	23	1,352,394.33 AUD	
	PANAMERA	5	0.01%	474,626.50 AUD	0.03%	-	- AUD	5	474,626.50 AUD	-	- AUD	
	SubTotal	387	0.68%	33,165,437.47 AUD	2.19%	-	- AUD	337	29,483,513.75 AUD	50	3,681,923.72 AUD	
SKODA	FABIA	166	0.29%	1,942,157.41 AUD	0.13%	-	- AUD	27	341,900.36 AUD	139	1,600,257.05 AUD	
	KAROQ	208	0.36%	4,950,604.81 AUD	0.33%	-	- AUD	56	1,365,736.41 AUD	152	3,584,868.40 AUD	
	KODIAQ	347	0.61%	10,778,368.72 AUD	0.71%	1	22,579.84 AUD	139	4,298,945.25 AUD	207	6,456,843.63 AUD	
	OCTAVIA	407	0.71%	7,383,045.19 AUD	0.49%	-	- AUD	125	2,395,254.61 AUD	282	4,987,790.58 AUD	
	RAPID	77	0.13%	814,379.97 AUD	0.05%	-	- AUD	17	164,382.00 AUD	60	649,997.97 AUD	
	SCALA	34	0.06%	819,268.10 AUD	0.05%	-	- AUD	8	191,007.00 AUD	26	628,261.10 AUD	
	KAMIQ	55	0.10%	1,274,116.92 AUD	0.08%	-	- AUD	13	353,962.82 AUD	42	920,154.10 AUD	
	ROOMSTER	-	0.00%	- AUD	0.00%	-	- AUD	-	- AUD	-	- AUD	
	SUPERB	141	0.25%	3,337,560.83 AUD	0.22%	1	23,492.07 AUD	53	1,218,160.66 AUD	87	2,095,908.10 AUD	
	YETI	21	0.04%	129,749.30 AUD	0.01%	-	- AUD	3	26,436.34 AUD	18	103,312.96 AUD	
	SubTotal	1,456	2.54%	31,429,251.25 AUD	2.08%	2	46,071.91 AUD	441	10,355,785.45 AUD	1,013	21,027,393.89 AUD	
VOLKSWAGEN	AMAROK	3,624	6.33%	96,917,998.12 AUD	6.41%	3	152,602.50 AUD	2,428	68,150,091.82 AUD	1,193	28,615,303.80 AUD	
	ARTEON	79	0.14%	2,524,725.41 AUD	0.17%	-	- AUD	42	1,368,846.30 AUD	37	1,155,879.11 AUD	
	CADDY	601	1.05%	10,440,834.36 AUD	0.69%	-	- AUD	549	9,575,947.49 AUD	52	864,886.87 AUD	
	CARAVELLE	27	0.05%	689,071.29 AUD	0.05%	-	- AUD	18	528,547.65 AUD	9	160,523.64 AUD	
	CRAFTER	425	0.74%	12,505,792.41 AUD	0.83%	-	- AUD	411	12,069,290.76 AUD	14	436,501.65 AUD	
	EOS	4	0.01%	34,292.26 AUD	0.00%	-	- AUD	1	12,837.04 AUD	3	21,455.22 AUD	
	GOLF	4,371	7.63%	67,212,486.27 AUD	4.44%	2	29,482.10 AUD	1,060	18,868,435.26 AUD	3,309	48,314,568.91 AUD	
	JETTA	55	0.10%	352,989.11 AUD	0.02%	-	- AUD	19	137,046.29 AUD	36	215,942.82 AUD	
	MULTIVAN	233	0.41%	6,830,438.19 AUD	0.45%	1	30,958.43 AUD	162	4,929,946.59 AUD	70	1,869,533.17 AUD	
	NEW BEETLE	14	0.02%	114,232.20 AUD	0.01%	-	- AUD	3	8,719.80 AUD	11	105,512.40 AUD	
	PASSAT	330	0.58%	5,920,753.90 AUD	0.39%	-	- AUD	155	2,908,382.33 AUD	175	3,012,371.57 AUD	
	POLO	1,316	2.30%	15,322,145.09 AUD	1.01%	1	8,434.10 AUD	242	2,965,239.11 AUD	1,073	12,348,471.88 AUD	
	SCIROCCO	21	0.04%	297,752.38 AUD	0.02%	-	- AUD	3	73,751.28 AUD	18	224,001.10 AUD	
	TIGUAN	3,139	5.48%	77,429,451.42 AUD	5.12%	4	115,477.99 AUD	1,166	31,866,142.03 AUD	1,969	45,447,831.40 AUD	
	TOUAREG	400	0.70%	16,081,741.46 AUD	1.06%	-	- AUD	270	11,750,357.50 AUD	130	4,331,383.96 AUD	
	TRANSPORTER	507	0.89%	10,798,879.83 AUD	0.71%	-	- AUD	456	9,791,392.40 AUD	51	1,007,487.43 AUD	
	T-CROSS	250	0.44%	5,744,179.33 AUD	0.38%	-	- AUD	68	1,424,253.05 AUD	182	4,319,926.28 AUD	
	T-ROC	99	0.17%	2,829,129.62 AUD	0.19%	-	- AUD	29	890,305.71 AUD	70	1,938,823.91 AUD	
	UPI	-	0.00%	- AUD	0.00%	-	- AUD	-	- AUD	-	- AUD	
	SubTotal	15,495	27.06%	332,046,892.65 AUD	21.94%	11	336,955.12 AUD	7,082	177,319,532.41 AUD	8,402	154,390,405.12 AUD	
Volkswagen Group Vehicles		SubTotal	24,113	42.10%	657,650,222.47 AUD	43.46%	14	418,861.48 AUD	11,467	380,495,295.07 AUD	12,632	276,736,065.92 AUD

Pool Data VII

Distribution by Vehicle Brand and Models

Total Portfolio						Balloon				Vehicle Status			
Make	Model	Number of Contracts	Percentage of Contracts	Outstanding Discounted Receivables Balance	Percentage of Balance	Number of Contracts	Outstanding Discounted Receivables Balance	Number of Contracts	Outstanding Discounted Receivables Balance	Number of Contracts	Outstanding Discounted Receivables Balance	Number of Contracts	Outstanding Discounted Receivables Balance
Volkswagen Group Vehicles													
AUDI	A1	271	0.47%	3,894,862.67 AUD	0.26%	65	1,241,289.69 AUD	206	2,653,572.98 AUD	160	2,628,854.45 AUD	111	1,266,008.22 AUD
	A3	1,571	2.74%	46,496,064.13 AUD	3.07%	737	28,247,466.30 AUD	834	18,248,597.83 AUD	1,139	37,154,679.50 AUD	432	9,341,384.63 AUD
	A4	563	0.98%	18,396,685.16 AUD	1.22%	283	18,396,685.16 AUD	280	6,201,582.71 AUD	364	14,529,441.83 AUD	199	3,867,243.33 AUD
	A5	488	0.85%	20,738,800.58 AUD	1.37%	258	14,246,704.53 AUD	230	6,492,096.05 AUD	324	16,722,177.84 AUD	164	4,016,622.74 AUD
	A6	91	0.16%	4,274,506.70 AUD	0.28%	44	2,966,680.73 AUD	47	1,307,825.97 AUD	43	2,631,225.68 AUD	48	1,643,281.02 AUD
	A7	44	0.08%	3,047,191.85 AUD	0.20%	28	2,265,980.44 AUD	16	781,211.41 AUD	34	2,587,611.43 AUD	10	459,580.42 AUD
	A8	20	0.03%	1,217,275.92 AUD	0.08%	10	781,485.62 AUD	10	435,790.30 AUD	12	889,856.09 AUD	8	327,419.83 AUD
	Q2	482	0.84%	12,427,588.53 AUD	0.82%	195	5,930,381.04 AUD	287	6,497,207.49 AUD	429	11,271,165.27 AUD	53	1,156,423.26 AUD
	Q3	785	1.37%	22,602,908.42 AUD	1.49%	316	11,749,211.42 AUD	469	10,853,697.00 AUD	602	19,775,126.80 AUD	183	2,827,781.62 AUD
	Q5	1,325	2.31%	51,849,714.04 AUD	3.43%	696	33,925,653.35 AUD	629	17,924,060.69 AUD	1,006	43,938,815.54 AUD	319	7,910,898.50 AUD
	Q7	879	1.53%	48,924,833.03 AUD	3.23%	509	33,927,561.37 AUD	370	14,997,271.66 AUD	650	40,761,346.97 AUD	229	8,163,486.06 AUD
	Q8	103	0.18%	8,869,067.14 AUD	0.59%	65	6,498,856.30 AUD	38	2,370,210.84 AUD	95	8,361,930.77 AUD	8	507,136.37 AUD
	E-TRON	8	0.01%	893,370.30 AUD	0.06%	5	533,779.17 AUD	3	359,591.13 AUD	8	893,370.30 AUD	-	- AUD
	R8	20	0.03%	2,668,395.35 AUD	0.18%	16	2,372,165.15 AUD	4	296,230.20 AUD	5	1,088,197.43 AUD	15	1,580,197.92 AUD
	TT	72	0.13%	2,690,019.98 AUD	0.18%	36	1,816,672.14 AUD	36	873,347.84 AUD	36	1,813,746.99 AUD	36	876,272.99 AUD
		SubTotal	6,722	11.74%	248,991,283.80 AUD	16.45%	3,263	158,698,989.70 AUD	3,459	90,292,294.10 AUD	4,907	205,047,546.89 AUD	1,815
BENTLEY													
	ARNAGE	-	0.00%	- AUD	0.00%	-	- AUD	-	- AUD	-	- AUD	-	- AUD
	BENTAYGA	10	0.02%	1,740,717.16 AUD	0.12%	7	1,502,336.19 AUD	3	238,380.97 AUD	9	1,517,992.41 AUD	1	222,724.75 AUD
	CONTINENTAL	13	0.02%	3,467,594.05 AUD	0.23%	11	3,218,015.27 AUD	2	249,578.78 AUD	10	3,039,597.65 AUD	3	427,996.40 AUD
	FLYING SPUR	3	0.01%	716,464.15 AUD	0.05%	2	605,212.63 AUD	1	111,251.52 AUD	2	605,212.63 AUD	1	111,251.52 AUD
	MULSANNE	-	0.00%	- AUD	0.00%	-	- AUD	-	- AUD	-	- AUD	-	- AUD
	SubTotal	26	0.05%	5,924,775.36 AUD	0.39%	20	5,325,564.09 AUD	6	599,211.27 AUD	21	5,162,802.69 AUD	5	761,972.67 AUD
LAMBORGHINI													
	GALLARDO	-	0.00%	- AUD	0.00%	-	- AUD	-	- AUD	-	- AUD	-	- AUD
	AVENTADOR	3	0.01%	914,913.74 AUD	0.06%	3	914,913.74 AUD	-	- AUD	1	531,205.49 AUD	2	383,708.25 AUD
	HURACAN	17	0.03%	3,602,727.17 AUD	0.24%	15	3,558,182.22 AUD	2	44,544.95 AUD	15	3,289,819.49 AUD	2	312,907.68 AUD
	URUS	7	0.01%	1,574,941.03 AUD	0.10%	4	1,130,182.55 AUD	3	444,758.48 AUD	7	1,574,941.03 AUD	-	- AUD
	MURCIELAGO	-	0.00%	- AUD	0.00%	-	- AUD	-	- AUD	-	- AUD	-	- AUD
	SubTotal	27	0.05%	6,092,581.94 AUD	0.40%	22	5,603,278.51 AUD	5	489,303.43 AUD	23	5,395,966.01 AUD	4	696,615.93 AUD
PORSCHE													
	BOXSTER	28	0.05%	2,502,635.86 AUD	0.17%	19	1,898,835.71 AUD	9	603,800.15 AUD	20	2,048,787.26 AUD	8	453,848.60 AUD
	CARRERA / 911	26	0.05%	3,914,207.58 AUD	0.26%	18	3,204,227.63 AUD	8	709,979.95 AUD	13	2,318,623.57 AUD	13	1,595,584.01 AUD
	CAYENNE	150	0.26%	13,265,938.98 AUD	0.88%	110	11,030,419.91 AUD	40	2,235,519.07 AUD	117	11,804,851.69 AUD	33	1,461,087.29 AUD
	CAYMAN	6	0.01%	330,488.85 AUD	0.02%	2	169,580.26 AUD	4	160,908.59 AUD	-	- AUD	6	330,488.85 AUD
	TAYCAN	10	0.02%	1,713,119.94 AUD	0.11%	9	1,625,436.90 AUD	1	87,683.04 AUD	10	1,713,119.94 AUD	-	- AUD
	MACAN	162	0.28%	10,964,419.76 AUD	0.72%	108	8,111,299.61 AUD	54	2,853,120.15 AUD	110	8,283,071.27 AUD	52	2,681,348.49 AUD
	PANAMERA	5	0.01%	474,626.50 AUD	0.03%	2	271,507.89 AUD	3	203,118.61 AUD	1	195,721.97 AUD	4	278,904.53 AUD
	SubTotal	387	0.68%	33,165,437.47 AUD	2.19%	268	26,311,307.91 AUD	119	6,854,129.56 AUD	271	26,364,175.70 AUD	116	6,801,261.77 AUD
SKODA													
	FABIA	166	0.29%	1,942,157.41 AUD	0.13%	18	216,466.52 AUD	148	1,725,690.89 AUD	155	1,837,968.32 AUD	11	104,189.09 AUD
	KAROQ	208	0.36%	4,950,604.81 AUD	0.33%	51	1,377,421.01 AUD	157	3,573,183.80 AUD	206	4,920,406.75 AUD	2	30,198.06 AUD
	KODIAQ	347	0.61%	10,778,368.72 AUD	0.71%	108	3,908,348.69 AUD	239	6,870,020.03 AUD	334	10,458,573.01 AUD	13	319,795.71 AUD
	OCTAVIA	407	0.71%	7,383,045.19 AUD	0.49%	101	2,501,608.90 AUD	306	4,881,436.29 AUD	337	6,535,975.52 AUD	70	847,069.67 AUD
	RAPID	77	0.13%	814,379.97 AUD	0.05%	12	179,322.58 AUD	65	635,057.39 AUD	67	740,435.26 AUD	10	73,944.71 AUD
	SCALA	34	0.06%	819,268.10 AUD	0.05%	6	151,846.41 AUD	28	667,421.69 AUD	34	819,268.10 AUD	-	- AUD
	KAMIQ	55	0.10%	1,274,116.92 AUD	0.08%	10	267,909.72 AUD	45	1,006,207.20 AUD	55	1,274,116.92 AUD	-	- AUD
	ROOMSTER	-	0.00%	- AUD	0.00%	-	- AUD	-	- AUD	-	- AUD	-	- AUD
	SUPERB	141	0.25%	3,337,560.83 AUD	0.22%	58	1,602,556.45 AUD	83	1,735,004.38 AUD	118	2,927,879.59 AUD	23	409,681.24 AUD
	YETI	21	0.04%	129,749.30 AUD	0.01%	-	- AUD	21	129,749.30 AUD	5	21,135.10 AUD	16	108,614.20 AUD
	SubTotal	1,456	2.54%	31,429,251.25 AUD	2.08%	364	10,205,480.28 AUD	1,092	21,223,770.97 AUD	1,311	29,535,758.57 AUD	145	1,893,492.68 AUD
VOLKSWAGEN													
	AMAROK	3,624	6.33%	96,917,998.12 AUD	6.41%	1,363	45,911,059.03 AUD	2,261	51,006,939.09 AUD	3,042	86,207,636.00 AUD	582	10,710,362.12 AUD
	ARTEON	79	0.14%	2,524,725.41 AUD	0.17%	47	1,694,601.66 AUD	32	830,123.75 AUD	69	2,186,371.42 AUD	10	338,353.99 AUD
	CADDY	601	1.05%	10,440,834.36 AUD	0.69%	166	3,725,495.97 AUD	435	6,715,338.39 AUD	496	9,341,023.87 AUD	105	1,099,810.49 AUD
	CARAVELLE	27	0.05%	689,071.29 AUD	0.05%	7	239,641.54 AUD	20	449,429.75 AUD	18	510,500.57 AUD	9	178,570.72 AUD
	CRAFTER	425	0.74%	12,505,792.41 AUD	0.83%	129	4,475,219.98 AUD	296	8,030,572.43 AUD	399	12,081,989.24 AUD	26	423,803.17 AUD
	EOS	4	0.01%	34,292.26 AUD	0.00%	-	- AUD	4	34,292.26 AUD	-	- AUD	4	34,292.26 AUD
	GOLF	4,371	7.63%	67,212,486.27 AUD	4.44%	977	22,555,161.66 AUD	3,394	44,657,324.61 AUD	3,638	57,441,153.94 AUD	733	9,771,332.33 AUD
	JETTA	55	0.10%	352,989.11 AUD	0.02%	7	72,810.23 AUD	48	280,178.88 AUD	25	171,863.81 AUD	30	181,125.30 AUD
	MULTIVAN	233	0.41%	6,830,438.19 AUD	0.45%	82	3,039,974.67 AUD	151	3,790,463.52 AUD	179	5,824,797.37 AUD	54	1,005,640.82 AUD
	NEW BEETLE	14	0.02%	114,232.20 AUD	0.01%	-	- AUD	14	114,232.20 AUD	1	10,569.59 AUD	13	103,662.61 AUD
	PASSAT	330	0.58%	5,920,753.90 AUD	0.39%	97	2,417,080.51 AUD	233	3,503,673.39 AUD	189	4,164,873.93 AUD	141	1,755,879.97 AUD
	POLO	1,316	2.30%	15,322,145.09 AUD	1.01%	155	2,731,704.86 AUD	1,161	12,590,440.23 AUD	1,178	14,251,630.60 AUD	138	1,070,514.49 AUD
	SCIROCCO	21	0.04%	297,752.38 AUD	0.02%								

Pool Data VII

Distribution by Vehicle Brand and Models

Total Portfolio						Product Type					
Make	Model	Number of Contracts	Percentage of Contracts	Outstanding Discounted Receivables Balance	Percentage of Balance	Number of Contracts	Outstanding Discounted Receivables Balance	Number of Contracts	Outstanding Discounted Receivables Balance	Number of Contracts	Outstanding Discounted Receivables Balance
Other Vehicles											
HOLDEN		2,158	3.77%	43,045,128.03 AUD	2.84%	-	- AUD	800	17,994,872.05 AUD	1,358	25,050,255.98 AUD
MITSUBISHI		3,749	6.55%	72,754,676.94 AUD	4.81%	-	- AUD	1,548	33,291,388.68 AUD	2,201	39,463,288.26 AUD
FORD		3,126	5.46%	92,278,256.27 AUD	6.10%	1	43,670.39 AUD	1,998	63,273,921.14 AUD	1,137	28,960,664.74 AUD
MAZDA		2,249	3.93%	44,893,436.14 AUD	2.97%	-	- AUD	954	22,548,120.03 AUD	1,295	22,345,316.11 AUD
SUBARU		1,997	3.49%	40,403,076.65 AUD	2.67%	-	- AUD	638	14,392,552.60 AUD	1,359	26,010,524.05 AUD
TOYOTA		2,844	4.97%	69,796,576.06 AUD	4.61%	4	117,323.08 AUD	1,702	44,938,279.88 AUD	1,138	24,740,973.10 AUD
HYUNDAI		2,585	4.51%	46,490,758.44 AUD	3.07%	-	- AUD	1,009	20,615,283.73 AUD	1,576	25,875,474.71 AUD
NISSAN		1,558	2.72%	32,767,759.69 AUD	2.17%	-	- AUD	669	16,207,799.35 AUD	889	16,559,960.34 AUD
LAND ROVER		2,207	3.85%	119,608,444.39 AUD	7.90%	2	92,442.58 AUD	1,460	86,619,600.89 AUD	745	32,896,400.92 AUD
HONDA		1,455	2.54%	25,523,225.99 AUD	1.69%	-	- AUD	597	11,619,862.91 AUD	858	13,903,363.08 AUD
BMW		632	1.10%	21,014,623.33 AUD	1.39%	-	- AUD	405	15,605,783.05 AUD	227	5,408,840.28 AUD
KIA		1,525	2.66%	27,772,490.71 AUD	1.84%	-	- AUD	582	12,481,396.23 AUD	943	15,291,094.48 AUD
MERCEDES-BENZ		1,040	1.82%	43,592,327.86 AUD	2.88%	-	- AUD	755	34,916,692.91 AUD	285	8,675,634.95 AUD
JEEP		651	1.14%	18,066,880.27 AUD	1.19%	-	- AUD	291	9,687,100.02 AUD	360	8,379,780.25 AUD
ISUZU		1,057	1.85%	28,847,005.61 AUD	1.91%	1	42,595.91 AUD	589	15,634,167.63 AUD	467	13,170,242.07 AUD
RENAULT		469	0.82%	9,939,960.67 AUD	0.66%	-	- AUD	357	8,201,735.47 AUD	112	1,738,225.20 AUD
SUZUKI		658	1.15%	8,570,387.98 AUD	0.57%	-	- AUD	149	2,054,401.33 AUD	509	6,515,986.65 AUD
MASERATI		111	0.19%	9,381,280.96 AUD	0.62%	-	- AUD	99	8,469,163.03 AUD	12	912,117.93 AUD
JAGUAR		473	0.83%	19,615,587.02 AUD	1.30%	-	- AUD	282	12,532,949.41 AUD	191	7,082,637.61 AUD
VOLVO		458	0.80%	18,109,789.41 AUD	1.20%	-	- AUD	275	11,639,863.72 AUD	183	6,469,925.69 AUD
FERRARI		22	0.04%	5,053,754.48 AUD	0.33%	-	- AUD	19	4,378,519.14 AUD	3	675,235.34 AUD
ALFA ROMEO		124	0.22%	4,572,977.17 AUD	0.30%	-	- AUD	79	2,997,410.66 AUD	45	1,575,566.51 AUD
CHRYSLER		41	0.07%	964,962.60 AUD	0.06%	-	- AUD	20	534,430.64 AUD	21	430,531.96 AUD
MCLAREN		10	0.02%	1,999,532.38 AUD	0.13%	-	- AUD	8	1,639,244.27 AUD	2	360,288.11 AUD
PEUGEOT		234	0.41%	5,385,837.67 AUD	0.36%	-	- AUD	144	3,694,453.83 AUD	90	1,691,383.84 AUD
LEXUS		87	0.15%	2,299,714.48 AUD	0.15%	-	- AUD	53	1,619,395.90 AUD	34	680,318.58 AUD
FIAT		77	0.13%	1,180,787.93 AUD	0.08%	-	- AUD	41	677,514.79 AUD	36	503,273.14 AUD
ROLLS-ROYCE		7	0.01%	2,105,827.65 AUD	0.14%	-	- AUD	5	1,529,669.75 AUD	2	576,157.90 AUD
LDV		525	0.92%	12,331,396.46 AUD	0.81%	-	- AUD	396	9,219,196.91 AUD	129	3,112,199.55 AUD
FOTON		12	0.02%	142,215.76 AUD	0.01%	-	- AUD	4	42,169.42 AUD	8	100,046.34 AUD
ASTON MARTIN		20	0.03%	3,073,087.05 AUD	0.20%	-	- AUD	14	2,154,798.47 AUD	6	918,288.58 AUD
MINI		77	0.13%	1,703,788.77 AUD	0.11%	-	- AUD	45	1,172,036.18 AUD	32	531,752.59 AUD
DODGE		6	0.01%	25,423.07 AUD	0.00%	-	- AUD	2	7,988.52 AUD	4	17,434.55 AUD
RAM		33	0.06%	1,861,188.37 AUD	0.12%	-	- AUD	27	1,471,683.59 AUD	6	389,504.78 AUD
GREAT WALL		58	0.10%	881,269.67 AUD	0.06%	-	- AUD	34	518,391.84 AUD	24	362,877.63 AUD
TESLA		15	0.03%	860,110.41 AUD	0.06%	-	- AUD	15	860,110.41 AUD	-	- AUD
CITROEN		40	0.07%	604,330.22 AUD	0.04%	-	- AUD	26	373,021.10 AUD	14	231,309.12 AUD
MG		442	0.77%	6,861,667.25 AUD	0.45%	-	- AUD	146	2,197,264.30 AUD	296	4,664,402.95 AUD
SSANGYONG		48	0.08%	1,405,694.44 AUD	0.09%	-	- AUD	39	1,139,108.66 AUD	9	266,585.78 AUD
HAVAL		99	0.17%	2,086,821.80 AUD	0.14%	-	- AUD	46	968,508.08 AUD	53	1,118,313.72 AUD
MAHINDRA		20	0.03%	326,600.92 AUD	0.02%	-	- AUD	11	184,632.29 AUD	9	141,968.63 AUD
JMC		-	0.00%	- AUD	0.00%	-	- AUD	-	- AUD	-	- AUD
HUMMER		-	0.00%	- AUD	0.00%	-	- AUD	-	- AUD	-	- AUD
GENESIS		3	0.01%	163,812.79 AUD	0.01%	-	- AUD	1	89,433.52 AUD	2	74,379.27 AUD
GWM		24	0.04%	740,822.14 AUD	0.05%	-	- AUD	18	536,459.93 AUD	6	204,362.21 AUD
OPEL		5	0.01%	41,779.27 AUD	0.00%	-	- AUD	-	- AUD	5	41,779.27 AUD
PROTON		-	0.00%	- AUD	0.00%	-	- AUD	-	- AUD	-	- AUD
LOTUS		1	0.00%	79,920.73 AUD	0.01%	-	- AUD	-	- AUD	1	79,920.73 AUD
SAAB		-	0.00%	- AUD	0.00%	-	- AUD	-	- AUD	-	- AUD
ZX AUTO		-	0.00%	- AUD	0.00%	-	- AUD	-	- AUD	-	- AUD
HINO		-	0.00%	- AUD	0.00%	-	- AUD	-	- AUD	-	- AUD
TATA		-	0.00%	- AUD	0.00%	-	- AUD	-	- AUD	-	- AUD
SMART		-	0.00%	- AUD	0.00%	-	- AUD	-	- AUD	-	- AUD
CHERY		-	0.00%	- AUD	0.00%	-	- AUD	-	- AUD	-	- AUD
GM		2	0.00%	147,507.83 AUD	0.01%	-	- AUD	2	147,507.83 AUD	-	- AUD
INFINITI		12	0.02%	347,481.73 AUD	0.02%	-	- AUD	8	231,938.91 AUD	4	115,542.82 AUD
ABARTH		40	0.07%	802,628.61 AUD	0.05%	-	- AUD	15	337,108.57 AUD	25	465,520.04 AUD
MORGAN		-	0.00%	- AUD	0.00%	-	- AUD	-	- AUD	-	- AUD
CHEVROLET		73	0.13%	4,974,356.86 AUD	0.33%	-	- AUD	58	4,237,890.57 AUD	15	736,466.29 AUD
ALPINE		-	0.00%	- AUD	0.00%	-	- AUD	-	- AUD	-	- AUD
Other Vehicles	SubTotal	33,159	57.90%	855,496,970.93 AUD	56.54%	8	296,031.96 AUD	16,425	505,684,822.14 AUD	16,726	349,516,116.83 AUD
Total		57,272	100.00%	1,513,147,193.40 AUD	100.00%	22	714,893.44 AUD	27,892	886,180,117.21 AUD	29,358	626,252,182.75 AUD

Pool Data VII

Distribution by Vehicle Brand and Models

Total Portfolio						Balloon				Vehicle Status			
Make	Model	Number of Contracts	Percentage of Contracts	Outstanding Discounted Receivables Balance	Percentage of Balance	Number of Contracts	Outstanding Discounted Receivables Balance	Number of Contracts	Outstanding Discounted Receivables Balance	Number of Contracts	Outstanding Discounted Receivables Balance	Number of Contracts	Outstanding Discounted Receivables Balance
Other Vehicles													
HOLDEN		2,158	3.77%	43,045,128.03 AUD	2.84%	312	9,335,026.05 AUD	1,846	33,710,101.98 AUD	961	22,922,473.95 AUD	1,197	20,122,654.08 AUD
MAZDA		2,249	3.93%	44,893,436.14 AUD	2.97%	418	11,794,112.35 AUD	1,831	33,089,323.79 AUD	1,493	33,795,778.78 AUD	756	11,097,657.36 AUD
TOYOTA		2,844	4.97%	69,796,576.06 AUD	4.61%	399	15,990,150.75 AUD	2,445	53,806,425.31 AUD	898	27,807,725.28 AUD	1,946	41,988,850.78 AUD
HYUNDAI		2,585	4.51%	46,490,758.44 AUD	3.07%	288	7,780,710.86 AUD	2,297	38,710,047.58 AUD	1,798	36,058,272.50 AUD	787	10,432,485.94 AUD
NISSAN		1,558	2.72%	32,767,759.69 AUD	2.17%	238	7,881,189.75 AUD	1,320	24,886,569.94 AUD	746	19,684,653.01 AUD	812	13,083,106.68 AUD
LAND ROVER		2,207	3.85%	119,608,444.39 AUD	7.90%	1,315	87,245,238.33 AUD	892	32,363,206.06 AUD	1,572	95,383,735.24 AUD	635	24,224,709.15 AUD
HONDA		1,455	2.54%	25,523,225.99 AUD	1.69%	183	4,267,651.40 AUD	1,272	21,255,574.59 AUD	1,227	22,511,450.66 AUD	228	3,011,775.33 AUD
BMW		632	1.10%	21,014,623.33 AUD	1.39%	224	10,603,673.95 AUD	408	10,410,949.38 AUD	200	9,545,979.44 AUD	432	11,468,643.89 AUD
KIA		1,525	2.66%	27,772,490.71 AUD	1.84%	189	5,520,038.24 AUD	1,336	22,252,452.47 AUD	1,098	21,805,838.35 AUD	427	5,966,652.36 AUD
MERCEDES-BENZ		1,040	1.82%	43,592,327.86 AUD	2.88%	403	23,570,355.21 AUD	637	20,021,972.65 AUD	400	23,099,012.44 AUD	640	20,493,315.42 AUD
JEEP		651	1.14%	18,066,880.27 AUD	1.19%	156	7,017,900.22 AUD	495	11,048,980.05 AUD	293	11,103,210.39 AUD	358	6,963,669.88 AUD
ISUZU		1,057	1.85%	28,847,005.61 AUD	1.91%	216	6,801,761.45 AUD	841	22,045,244.16 AUD	867	25,050,059.49 AUD	190	3,796,946.12 AUD
RENAULT		469	0.82%	9,939,960.67 AUD	0.66%	142	3,929,273.32 AUD	327	6,010,687.35 AUD	368	8,679,988.90 AUD	101	1,259,971.77 AUD
SUZUKI		658	1.15%	8,570,387.98 AUD	0.57%	26	447,315.27 AUD	632	8,123,072.71 AUD	490	6,938,695.56 AUD	168	1,631,692.42 AUD
MASERATI		111	0.19%	9,381,280.96 AUD	0.62%	83	7,818,501.20 AUD	28	1,562,779.76 AUD	82	7,435,113.56 AUD	29	1,946,167.40 AUD
JAGUAR		473	0.83%	19,615,587.02 AUD	1.30%	249	12,799,791.59 AUD	224	6,815,795.43 AUD	359	16,129,851.18 AUD	114	3,485,735.84 AUD
VOLVO		458	0.80%	18,109,789.41 AUD	1.20%	245	11,984,029.74 AUD	213	6,125,759.67 AUD	367	16,060,808.30 AUD	91	2,048,981.11 AUD
FERRARI		22	0.04%	5,053,754.48 AUD	0.33%	18	4,622,741.18 AUD	4	431,013.30 AUD	11	2,988,243.64 AUD	11	2,065,510.84 AUD
ALFA ROMEO		124	0.22%	4,572,977.17 AUD	0.30%	78	3,359,477.65 AUD	46	1,213,499.52 AUD	96	3,864,335.03 AUD	28	708,642.14 AUD
CHRYSLER		41	0.07%	964,962.60 AUD	0.06%	5	187,346.91 AUD	36	777,615.69 AUD	9	380,710.22 AUD	32	584,252.38 AUD
MCLAREN		10	0.02%	1,999,532.38 AUD	0.13%	9	1,849,996.30 AUD	1	149,536.08 AUD	6	1,331,613.30 AUD	4	667,919.08 AUD
PEUGEOT		234	0.41%	5,385,837.67 AUD	0.36%	68	1,974,696.04 AUD	166	3,411,141.63 AUD	200	5,054,969.72 AUD	34	330,867.95 AUD
LEXUS		87	0.15%	2,299,714.48 AUD	0.15%	29	1,066,749.30 AUD	58	1,232,965.18 AUD	28	1,034,840.40 AUD	59	1,264,874.08 AUD
FIAT		77	0.13%	1,180,787.93 AUD	0.08%	20	410,989.85 AUD	57	769,798.08 AUD	51	872,826.63 AUD	26	307,961.30 AUD
ROLLS-ROYCE		7	0.01%	2,105,827.65 AUD	0.14%	7	2,105,827.65 AUD	-	- AUD	7	2,105,827.65 AUD	-	- AUD
LDV		525	0.92%	12,331,396.46 AUD	0.81%	80	2,134,671.69 AUD	445	10,196,724.77 AUD	511	12,141,072.44 AUD	14	190,324.02 AUD
FOTON		12	0.02%	142,215.76 AUD	0.01%	1	12,226.58 AUD	11	129,989.18 AUD	11	128,569.41 AUD	1	13,646.35 AUD
ASTON MARTIN		20	0.03%	3,073,087.05 AUD	0.20%	18	2,842,625.04 AUD	2	230,462.01 AUD	9	2,034,212.67 AUD	11	1,038,874.38 AUD
MINI		77	0.13%	1,703,788.77 AUD	0.11%	25	737,864.33 AUD	52	965,924.44 AUD	30	889,801.56 AUD	47	813,987.21 AUD
DODGE		6	0.01%	25,423.07 AUD	0.00%	-	- AUD	6	25,423.07 AUD	-	- AUD	6	25,423.07 AUD
RAM		33	0.06%	1,861,188.37 AUD	0.12%	23	1,474,633.41 AUD	10	366,554.96 AUD	30	1,674,510.33 AUD	3	186,678.04 AUD
GREAT WALL		58	0.10%	881,269.67 AUD	0.06%	2	36,512.41 AUD	56	844,757.26 AUD	57	865,975.20 AUD	1	15,294.47 AUD
TESLA		15	0.03%	860,110.41 AUD	0.06%	11	696,550.35 AUD	4	163,560.06 AUD	14	810,976.93 AUD	1	49,133.48 AUD
CITROEN		40	0.07%	604,330.22 AUD	0.04%	6	99,657.89 AUD	34	504,672.33 AUD	31	510,359.65 AUD	9	93,970.57 AUD
MG		442	0.77%	6,861,667.25 AUD	0.45%	26	439,241.00 AUD	416	6,422,426.25 AUD	434	6,776,285.84 AUD	8	85,381.41 AUD
SSANGYONG		48	0.08%	1,405,694.44 AUD	0.09%	12	393,582.35 AUD	36	1,012,112.09 AUD	46	1,381,892.26 AUD	2	23,802.18 AUD
HAVAL		99	0.17%	2,086,821.80 AUD	0.14%	12	272,050.27 AUD	87	1,814,771.53 AUD	97	2,063,642.96 AUD	2	23,178.84 AUD
MAHINDRA		20	0.03%	326,600.92 AUD	0.02%	-	- AUD	20	326,600.92 AUD	16	293,813.56 AUD	4	32,787.36 AUD
JMC		-	0.00%	- AUD	0.00%	-	- AUD	-	- AUD	-	- AUD	-	- AUD
HUMMER		-	0.00%	- AUD	0.00%	-	- AUD	-	- AUD	-	- AUD	-	- AUD
GENESIS		3	0.01%	163,812.79 AUD	0.01%	2	115,290.22 AUD	1	48,522.57 AUD	2	115,290.22 AUD	1	48,522.57 AUD
GWM		24	0.04%	740,822.14 AUD	0.05%	5	163,649.45 AUD	19	577,172.69 AUD	24	740,822.14 AUD	-	- AUD
OPEL		5	0.01%	41,779.27 AUD	0.00%	-	- AUD	5	41,779.27 AUD	-	- AUD	5	41,779.27 AUD
PROTON		-	0.00%	- AUD	0.00%	-	- AUD	-	- AUD	-	- AUD	-	- AUD
LOTUS		1	0.00%	79,920.73 AUD	0.01%	1	79,920.73 AUD	-	- AUD	1	79,920.73 AUD	-	- AUD
SAAB		-	0.00%	- AUD	0.00%	-	- AUD	-	- AUD	-	- AUD	-	- AUD
ZX AUTO		-	0.00%	- AUD	0.00%	-	- AUD	-	- AUD	-	- AUD	-	- AUD
HINO		-	0.00%	- AUD	0.00%	-	- AUD	-	- AUD	-	- AUD	-	- AUD
TATA		-	0.00%	- AUD	0.00%	-	- AUD	-	- AUD	-	- AUD	-	- AUD
SMART		-	0.00%	- AUD	0.00%	-	- AUD	-	- AUD	-	- AUD	-	- AUD
CHERY		-	0.00%	- AUD	0.00%	-	- AUD	-	- AUD	-	- AUD	-	- AUD
GM		2	0.00%	147,507.83 AUD	0.01%	2	147,507.83 AUD	-	- AUD	2	147,507.83 AUD	-	- AUD
INFINITI		12	0.02%	347,481.73 AUD	0.02%	4	100,467.17 AUD	8	247,014.56 AUD	7	214,504.03 AUD	5	132,977.70 AUD
ABARTH		40	0.07%	802,628.61 AUD	0.05%	15	382,139.92 AUD	25	420,488.69 AUD	34	728,512.41 AUD	6	74,116.20 AUD
MORGAN		-	0.00%	- AUD	0.00%	-	- AUD	-	- AUD	-	- AUD	-	- AUD
CHEVROLET		73	0.13%	4,974,356.86 AUD	0.33%	42	3,344,679.20 AUD	31	1,629,677.66 AUD	69	4,731,646.13 AUD	4	242,710.73 AUD
ALPINE		-	0.00%	- AUD	0.00%	-	- AUD	-	- AUD	-	- AUD	-	- AUD
Other Vehicles	SubTotal	33,159	57.90%	855,496,970.93 AUD	56.54%	7,350	319,450,345.05 AUD	25,809	536,046,625.88 AUD	21,044	611,917,913.89 AUD	12,115	243,579,057.04 AUD
Total		57,272	100.00%	1,513,147,193.40 AUD	100.00%	15,680	658,872,917.27 AUD	41,592	854,274,276.13 AUD	40,706	1,179,133,506.99 AUD	16,566	334,013,686.41 AUD

Pool Data VIII

Region

Total Portfolio					Product Type					
					Hire Purchase		Chattel Mortgage		Consumer Loan	
Region	Number of Contracts	Percentage of Contracts	Outstanding Discounted Receivables Balance	Percentage of Balance	Number of Contracts	Outstanding Discounted Receivables Balance	Number of Contracts	Outstanding Discounted Receivables Balance	Number of Contracts	Outstanding Discounted Receivables Balance
Australian Capital Territory	1,820	3.18%	46,771,792.38 AUD	3.09%	-	- AUD	569	19,393,557.66 AUD	1,251	27,378,234.72 AUD
New South Wales	20,678	36.10%	576,592,390.21 AUD	38.11%	13	440,490.94 AUD	10,838	354,708,725.10 AUD	9,827	221,443,174.17 AUD
Northern Territory	416	0.73%	8,809,655.25 AUD	0.58%	-	- AUD	114	2,958,768.56 AUD	302	5,850,886.69 AUD
Queensland	12,818	22.38%	332,096,716.73 AUD	21.95%	2	49,731.90 AUD	6,379	197,574,950.96 AUD	6,437	134,472,033.87 AUD
South Australia	1,630	2.85%	47,129,512.65 AUD	3.11%	1	38,357.23 AUD	940	32,093,321.01 AUD	689	14,997,834.41 AUD
Tasmania	2,152	3.76%	43,424,873.99 AUD	2.87%	-	- AUD	707	17,914,649.18 AUD	1,445	25,510,224.81 AUD
Victoria	12,545	21.90%	331,458,037.52 AUD	21.91%	5	129,123.17 AUD	6,077	197,054,687.37 AUD	6,463	134,274,226.98 AUD
Western Australia	5,213	9.10%	126,864,214.67 AUD	8.38%	1	57,190.20 AUD	2,268	64,481,457.37 AUD	2,944	62,325,567.10 AUD
Total	57,272	100.00%	1,513,147,193.40 AUD	100.00%	22	714,893.44 AUD	27,892	886,180,117.21 AUD	29,358	626,252,182.75 AUD

Pool Data VIII

Region

Total Portfolio					Balloon				Vehicle Status			
Region	Number of Contracts	Percentage of Contracts	Outstanding Discounted Receivables Balance	Percentage of Balance	Balloon		No Balloon		New		Used	
					Number of Contracts	Outstanding Discounted Receivables Balance	Number of Contracts	Outstanding Discounted Receivables Balance	Number of Contracts	Outstanding Discounted Receivables Balance	Number of Contracts	Outstanding Discounted Receivables Balance
Australian Capital Territory	1,820	3.18%	46,771,792.38 AUD	3.09%	364	16,801,523.81 AUD	1,456	29,970,268.57 AUD	1,143	32,977,764.39 AUD	677	13,794,027.99 AUD
New South Wales	20,678	36.10%	576,592,390.21 AUD	38.11%	5,961	264,541,541.40 AUD	14,717	312,050,848.81 AUD	15,206	456,558,908.79 AUD	5,472	120,033,481.42 AUD
Northern Territory	416	0.73%	8,809,655.25 AUD	0.58%	28	1,206,975.65 AUD	388	7,602,679.60 AUD	283	6,909,294.92 AUD	133	1,900,360.33 AUD
Queensland	12,818	22.38%	332,096,716.73 AUD	21.95%	3,271	135,995,344.34 AUD	9,547	196,101,372.39 AUD	9,596	272,334,475.83 AUD	3,222	59,762,240.90 AUD
South Australia	1,630	2.85%	47,129,512.65 AUD	3.11%	538	23,039,474.60 AUD	1,092	24,090,038.05 AUD	1,236	37,608,829.48 AUD	394	9,520,683.17 AUD
Tasmania	2,152	3.76%	43,424,873.99 AUD	2.87%	290	9,971,872.72 AUD	1,862	33,453,001.27 AUD	1,039	24,478,003.35 AUD	1,113	18,946,870.64 AUD
Victoria	12,545	21.90%	331,458,037.52 AUD	21.91%	4,488	176,147,334.82 AUD	8,057	155,310,702.70 AUD	9,593	276,503,457.87 AUD	2,952	54,954,579.65 AUD
Western Australia	5,213	9.10%	126,864,214.67 AUD	8.38%	740	31,168,849.93 AUD	4,473	95,695,364.74 AUD	2,610	71,762,772.36 AUD	2,603	55,101,442.31 AUD
Total	57,272	100.00%	1,513,147,193.40 AUD	100.00%	15,680	658,872,917.27 AUD	41,592	854,274,276.13 AUD	40,706	1,179,133,506.99 AUD	16,566	334,013,686.41 AUD

Pool Data IX

Current COVID-19 Extensions

Total Portfolio					Product Type					
Current COVID-19 Extensions	Number of Contracts	Percentage of Contracts	Outstanding Discounted Receivables Balance	Percentage of Balance	Hire Purchase		Chattel Mortgage		Consumer Loan	
					Number of Contracts	Outstanding Discounted Receivables Balance	Number of Contracts	Outstanding Discounted Receivables Balance	Number of Contracts	Outstanding Discounted Receivables Balance
Current COVID-19 Extension	187	0.33%	7,325,021.59 AUD	0.48%	-	- AUD	119	5,157,215.35 AUD	68	2,167,806.24 AUD
No Current Extension	57,085	99.67%	1,505,822,171.81 AUD	99.52%	22	714,893.44 AUD	27,773	881,022,901.86 AUD	29,290	624,084,376.51 AUD
Total	57,272	100.00%	1,513,147,193.40 AUD	100.00%	22	714,893.44 AUD	27,892	886,180,117.21 AUD	29,358	626,252,182.75 AUD

* Representing contracts which are currently in a COVID-19 extension as at the Reporting Date

Pool Data IX

Current COVID-19 Extensions

Total Portfolio					Balloon				Vehicle Status			
Current COVID-19 Extensions	Number of Contracts	Percentage of Contracts	Outstanding Discounted Receivables Balance	Percentage of Balance	Balloon		No Balloon		New		Used	
					Number of Contracts	Outstanding Discounted Receivables Balance	Number of Contracts	Outstanding Discounted Receivables Balance	Number of Contracts	Outstanding Discounted Receivables Balance	Number of Contracts	Outstanding Discounted Receivables Balance
Current COVID-19 Extension	187	0.33%	7,325,021.59 AUD	0.48%	70	4,186,948.66 AUD	117	3,138,072.93 AUD	126	5,479,268.28 AUD	61	1,845,753.31 AUD
No Current Extension	57,085	99.67%	1,505,822,171.81 AUD	99.52%	15,610	654,685,968.61 AUD	41,475	851,136,203.20 AUD	40,580	1,173,654,238.71 AUD	16,505	332,167,933.10 AUD
Total	57,272	100.00%	1,513,147,193.40 AUD	100.00%	15,680	658,872,917.27 AUD	41,592	854,274,276.13 AUD	40,706	1,179,133,506.99 AUD	16,566	334,013,686.41 AUD

* Representing contracts which are currently in a COVID-19 extension as at the Reporting Date

Individual Hardship Extensions*

Individual Extensions Approved For After Poolcut*	Number of Contracts	Percentage of Contracts	Outstanding Discounted Receivables Balance	Percentage of Balance
None	54,115	94.49%	1,425,361,649.28 AUD	94.20%
1	2,626	4.59%	71,476,720.78 AUD	4.72%
2	422	0.74%	13,219,115.07 AUD	0.87%
3	93	0.16%	2,731,384.91 AUD	0.18%
4	14	0.02%	330,764.51 AUD	0.02%
5	2	0.00%	27,558.85 AUD	0.00%
Total	57,272	100.00%	1,513,147,193.40 AUD	100.00%

*Individual Hardship Extensions Approved For After Poolcut For Contracts Active At End of Reporting Period

Engine Type

Total Portfolio					Product Type					
					Hire Purchase		Chattel Mortgage		Consumer Loan	
Engine Type	Number of Contracts	Percentage of Contracts	Outstanding Discounted Receivables Balance	Percentage of Balance	Number of Contracts	Outstanding Discounted Receivables Balance	Number of Contracts	Outstanding Discounted Receivables Balance	Number of Contracts	Outstanding Discounted Receivables Balance
EA 189 (Unfixed)	41	0.07%	323,839.63 AUD	0.02%	-	- AUD	21	160,438.67 AUD	20	163,400.96 AUD
Other	57,231	99.93%	1,512,823,353.77 AUD	99.98%	22	714,893.44 AUD	27,871	886,019,678.54 AUD	29,338	626,088,781.79 AUD
Total	57,272	100.00%	1,513,147,193.40 AUD	100.00%	22	714,893.44 AUD	27,892	886,180,117.21 AUD	29,358	626,252,182.75 AUD

Engine Type

Total Portfolio					Balloon				Vehicle Status			
Engine Type	Number of Contracts	Percentage of Contracts	Outstanding Discounted Receivables Balance	Percentage of Balance	Balloon		No Balloon		New		Used	
					Number of Contracts	Outstanding Discounted Receivables Balance	Number of Contracts	Outstanding Discounted Receivables Balance	Number of Contracts	Outstanding Discounted Receivables Balance	Number of Contracts	Outstanding Discounted Receivables Balance
EA 189 (Unfixed)	41	0.07%	323,839.63 AUD	0.02%	2	20,149.85 AUD	39	303,689.78 AUD	2	18,297.65 AUD	39	305,541.98 AUD
Other	57,231	99.93%	1,512,823,353.77 AUD	99.98%	15,678	658,852,767.42 AUD	41,553	853,970,586.35 AUD	40,704	1,179,115,209.34 AUD	16,527	333,708,144.43 AUD
Total	57,272	100.00%	1,513,147,193.40 AUD	100.00%	15,680	658,872,917.27 AUD	41,592	854,274,276.13 AUD	40,706	1,179,133,506.99 AUD	16,566	334,013,686.41 AUD

Contract Level Data **Net Salvage Recoveries By Month**

No.	Month / Year of Origination	Month / Year of Net Salvage	Outstanding Recoveries Balance at Period End	ABS Gross Salvage Loss	ABS Net Salvage Loss	ABS Recoveries After Net Salvage	ABS Net Salvage Loss Recoveries	Loss Percentage on Partial Balance	Geographical Location of Borrower	Vehicle Type (New/Used)	Vehicle Manufacturer	Product Type	Jan-16	Jan-16	Apr-16	Sep-16	Oct-16	Nov-16					
1	04/2014	02/2017	23,340.72 AUD	8,699.67 AUD	8,699.67 AUD	34.77 AUD	8,624.90 AUD	36.94%	Queensland	New	VOLKSWAGEN	Chattel Mortgage	-	AUD	-	AUD	-	AUD	-	AUD			
2	10/2011	02/2017	26,435.77 AUD	26,396.97 AUD	8,099.52 AUD	86.80 AUD	1,026.89 AUD	27.21%	Victoria	Used	FORD	Chattel Mortgage	-	AUD	-	AUD	-	AUD	-	AUD			
3	03/2016	03/2017	10,987.91 AUD	10,987.91 AUD	7,363.46 AUD	51.29 AUD	2,727.17 AUD	66.79%	New South Wales	Used	HOLDEN	Chattel Mortgage	-	AUD	-	AUD	-	AUD	-	AUD			
4	01/2011	02/2017	24,178.81 AUD	15,031.37 AUD	36.36 AUD	101.71 AUD	1,944.42 AUD	11.11%	Queensland	Used	VOLKSWAGEN	Chattel Mortgage	-	AUD	-	AUD	-	AUD	-	AUD			
5	08/2015	04/2017	26,820.20 AUD	26,380.20 AUD	5,915.32 AUD	82.41 AUD	8,832.91 AUD	22.59%	South Australia	New	VOLKSWAGEN	Chattel Mortgage	-	AUD	-	AUD	-	AUD	-	AUD			
6	04/2017	04/2017	52,928.87 AUD	30,762.97 AUD	1,452.00 AUD	-	3,380.77 AUD	6.38%	New South Wales	Used	VOLKSWAGEN	Chattel Mortgage	-	AUD	-	AUD	-	AUD	-	AUD			
7	03/2016	04/2017	22,962.73 AUD	12,711.64 AUD	12,711.64 AUD	-	12,711.64 AUD	56.38%	New South Wales	Used	VOLKSWAGEN	Chattel Mortgage	-	AUD	-	AUD	-	AUD	-	AUD			
8	02/2014	05/2017	49,495.48 AUD	49,185.96 AUD	2,377.86 AUD	767.08 AUD	2,598.96 AUD	5.26%	Victoria	Used	VOLKSWAGEN	Chattel Mortgage	-	AUD	-	AUD	-	AUD	-	AUD			
9	05/2014	05/2017	98,862.47 AUD	97,966.77 AUD	11,895.86 AUD	1,708.08 AUD	11,128.78 AUD	18.91%	New South Wales	Used	ALDI	Chattel Mortgage	-	AUD	-	AUD	-	AUD	-	AUD			
10	05/2015	05/2017	80,171.58 AUD	80,714.40 AUD	10,744.86 AUD	1,246.36 AUD	10,522.86 AUD	10.43%	Australian Capital Territory	New	VOLKSWAGEN	Chattel Mortgage	-	AUD	-	AUD	-	AUD	-	AUD			
11	03/2016	05/2017	15,933.14 AUD	15,933.14 AUD	13,782.40 AUD	1,889.84 AUD	12,992.76 AUD	73.92%	Queensland	Used	HOLDEN	Consumer Loan	-	AUD	-	AUD	-	AUD	-	AUD			
12	02/2016	05/2017	57,721.60 AUD	59,070.38 AUD	27,688.00 AUD	84.71 AUD	27,688.38 AUD	47.79%	Queensland	New	VOLKSWAGEN	Chattel Mortgage	-	AUD	-	AUD	-	AUD	-	AUD			
13	02/2016	05/2017	39,869.76 AUD	39,869.76 AUD	25,803.47 AUD	763.43 AUD	24,839.18 AUD	63.71%	Victoria	Used	FORD	Chattel Mortgage	-	AUD	-	AUD	-	AUD	-	AUD			
14	04/2015	05/2017	38,833.18 AUD	37,731.71 AUD	24,148.06 AUD	2,812.77 AUD	21,335.29 AUD	54.94%	New South Wales	New	VOLKSWAGEN	Chattel Mortgage	-	AUD	-	AUD	-	AUD	-	AUD			
15	11/2015	05/2017	32,025.51 AUD	32,227.47 AUD	2,265.33 AUD	101.71 AUD	2,163.62 AUD	6.57%	Victoria	Used	MERCEDES-BENZ	Chattel Mortgage	-	AUD	-	AUD	-	AUD	-	AUD			
16	05/2016	05/2017	57,143.40 AUD	55,543.38 AUD	28,903.70 AUD	10,300.59 AUD	16,603.11 AUD	32.56%	New South Wales	New	VOLKSWAGEN	Chattel Mortgage	-	AUD	-	AUD	-	AUD	-	AUD			
17	05/2016	05/2017	62,315.51 AUD	59,777.95 AUD	29,118.56 AUD	36.57 AUD	34,608.47 AUD	104.16%	Victoria	New	VOLKSWAGEN	Chattel Mortgage	-	AUD	-	AUD	-	AUD	-	AUD			
18	05/2014	07/2017	36,786.78 AUD	38,832.02 AUD	37,897.85 AUD	17,173.46 AUD	20,524.39 AUD	57.96%	Western Australia	New	VOLKSWAGEN	Chattel Mortgage	-	AUD	-	AUD	-	AUD	-	AUD			
19	12/2015	07/2017	32,227.15 AUD	24,478.10 AUD	11,738.67 AUD	3,577.59 AUD	2,416.86 AUD	8.81%	Victoria	New	VOLKSWAGEN	Chattel Mortgage	-	AUD	-	AUD	-	AUD	-	AUD			
20	12/2015	07/2017	28,397.19 AUD	28,892.46 AUD	29,598.20 AUD	142,829 AUD	30,039.82 AUD	106.99%	Victoria	New	VOLKSWAGEN	Chattel Mortgage	-	AUD	-	AUD	-	AUD	-	AUD			
21	02/2016	07/2017	27,441.19 AUD	24,378.10 AUD	11,738.67 AUD	3,577.59 AUD	2,416.86 AUD	8.81%	Victoria	New	VOLKSWAGEN	Chattel Mortgage	-	AUD	-	AUD	-	AUD	-	AUD			
22	06/2016	07/2017	57,358.84 AUD	60,068.50 AUD	60,835.54 AUD	13,191.47 AUD	64,027.07 AUD	111.55%	Victoria	New	MAZDA	Chattel Mortgage	-	AUD	-	AUD	-	AUD	-	AUD			
23	02/2017	08/2017	28,951.49 AUD	19,622.07 AUD	19,622.07 AUD	2,785.16 AUD	16,866.91 AUD	58.26%	Australian Capital Territory	New	VOLKSWAGEN	Chattel Mortgage	-	AUD	-	AUD	-	AUD	-	AUD			
24	02/2016	08/2017	9,465.81 AUD	7,107.21 AUD	3,718.85 AUD	2,082.87 AUD	1,138.71 AUD	11.86%	Victoria	Used	MAZDA	Consumer Loan	-	AUD	-	AUD	-	AUD	-	AUD			
25	06/2016	08/2017	37,597.40 AUD	31,441.13 AUD	8,244.65 AUD	501.15 AUD	7,743.50 AUD	20.67%	Victoria	New	VOLKSWAGEN	Consumer Loan	-	AUD	-	AUD	-	AUD	-	AUD			
26	08/2016	08/2017	86,865.33 AUD	86,169.97 AUD	31,816.27 AUD	-	31,816.27 AUD	47.74%	Western Australia	Used	JEFF	Chattel Mortgage	-	AUD	-	AUD	-	AUD	-	AUD			
27	08/2015	08/2017	5,506.62 AUD	8,974.24 AUD	7,224.45 AUD	2,690.25 AUD	4,534.20 AUD	47.70%	New South Wales	Used	FORD	Chattel Mortgage	-	AUD	-	AUD	-	AUD	-	AUD			
28	12/2015	08/2017	67,158.00 AUD	28,794.08 AUD	-	-	2,794.08 AUD	-	-	South Australia	New	-	-	AUD	-	AUD	-	AUD	-	AUD			
29	03/2016	08/2017	11,946.34 AUD	59,116.48 AUD	11,933.11 AUD	6,486.25 AUD	5,446.86 AUD	8.79%	Victoria	New	HOLDEN	Chattel Mortgage	-	AUD	-	AUD	-	AUD	-	AUD			
30	08/2016	08/2017	25,471.75 AUD	20,926.48 AUD	12,437.90 AUD	120.10 AUD	12,317.80 AUD	54.87%	New South Wales	Used	ALDI	Chattel Mortgage	-	AUD	-	AUD	-	AUD	-	AUD			
31	08/2015	10/2017	62,512.55 AUD	57,309.31 AUD	40,377.43 AUD	44,147.27 AUD	40,769.84 AUD	-4.03%	New South Wales	Used	BMW	Chattel Mortgage	-	AUD	-	AUD	-	AUD	-	AUD			
32	08/2016	10/2017	18,867.79 AUD	18,867.79 AUD	6,826 AUD	32.36 AUD	12,021.21 AUD	-4.17%	Victoria	Used	Consumer Loan	-	AUD	-	AUD	-	AUD	-	AUD	-	AUD		
33	07/2016	10/2017	19,308.14 AUD	19,308.14 AUD	9,841.26 AUD	9,868.99 AUD	12,277.70 AUD	-1.15%	New South Wales	New	VOLKSWAGEN	Chattel Mortgage	-	AUD	-	AUD	-	AUD	-	AUD	-	AUD	
34	06/2016	10/2017	39,894.93 AUD	62,000.00 AUD	26,646.68 AUD	87.28 AUD	26,558.37 AUD	44.34%	New South Wales	Used	ALDI	Chattel Mortgage	-	AUD	-	AUD	-	AUD	-	AUD	-	AUD	
35	12/2016	10/2017	23,717.36 AUD	13,111.41 AUD	12,441.64 AUD	182.41 AUD	13,154.05 AUD	10.47%	New South Wales	New	VOLKSWAGEN	Chattel Mortgage	-	AUD	-	AUD	-	AUD	-	AUD	-	AUD	
36	12/2014	11/2017	26,980.72 AUD	29,339.31 AUD	21,584.64 AUD	356.46 AUD	21,188.98 AUD	73.12%	Victoria	New	MAZDA	Chattel Mortgage	-	AUD	-	AUD	-	AUD	-	AUD	-	AUD	
37	11/2017	11/2017	3,191.97 AUD	3,191.97 AUD	-	3,129.37 AUD	3,129.37 AUD	1.48%	New South Wales	Used	VOLKSWAGEN	Chattel Mortgage	-	AUD	-	AUD	-	AUD	-	AUD	-	AUD	
38	11/2016	11/2017	18,925.56 AUD	19,376.39 AUD	12,710.46 AUD	1,042.71 AUD	11,667.75 AUD	62.98%	New South Wales	Used	FIAT	Chattel Mortgage	-	AUD	-	AUD	-	AUD	-	AUD	-	AUD	
39	02/2017	11/2017	60,773.39 AUD	29,148.86 AUD	-	-	15,148.86 AUD	-	-	ALDI	Consumer Loan	-	AUD	-	AUD	-	AUD	-	AUD	-	AUD		
40	02/2015	12/2017	34,949.30 AUD	30,978.00 AUD	10,767.00 AUD	2,066.84 AUD	8,696.16 AUD	24.87%	New South Wales	Used	MERCEDES-BENZ	Chattel Mortgage	-	AUD	-	AUD	-	AUD	-	AUD	-	AUD	
41	02/2014	12/2017	18,380.30 AUD	17,009.50 AUD	18,691.17 AUD	1,000.00 AUD	18,691.17 AUD	88.72%	Victoria	Used	DODGE	Chattel Mortgage	-	AUD	-	AUD	-	AUD	-	AUD	-	AUD	
42	03/2016	12/2017	29,693.91 AUD	20,682.00 AUD	18,879.37 AUD	4,666.17 AUD	13,220.20 AUD	47.96%	New South Wales	Used	Consumer Loan	-	AUD	-	AUD	-	AUD	-	AUD	-	AUD		
43	02/2016	12/2017	11,433.54 AUD	11,336.40 AUD	11,336.40 AUD	1,581.14 AUD	79.19%	Queensland	Used	Consumer Loan	-	AUD	-	AUD	-	AUD	-	AUD	-	AUD	-	AUD	
44	05/2014	01/2018	30,040.41 AUD	27,705.14 AUD	3,770.83 AUD	154.30 AUD	3,616.53 AUD	12.04%	Queensland	New	VOLKSWAGEN	Chattel Mortgage	-	AUD	-	AUD	-	AUD	-	AUD	-	AUD	
45	06/2014	01/2018	32,761.32 AUD	33,908.58 AUD	11,711.58 AUD	-	11,711.58 AUD	35.75%	Queensland	New	VOLKSWAGEN	Chattel Mortgage	-	AUD	-	AUD	-	AUD	-	AUD	-	AUD	
46	02/2015	02/2018	45,1641.46 AUD	24,642.81 AUD	24,642.81 AUD	-	1,542.33 AUD	54.27%	Queensland	Used	VOLKSWAGEN	Chattel Mortgage	-	AUD	-	AUD	-	AUD	-	AUD	-	AUD	
47	06/2013	02/2018	14,317.16 AUD	666.33 AUD	568.33 AUD	570.83 AUD	4,650 AUD	-0.37%	Western Australia	New	VOLKSWAGEN	Consumer Loan	-	AUD	-	AUD	-	AUD	-	AUD	-	AUD	
48	11/2015	02/2018	32,010.81 AUD	30,816.80 AUD	23,918.68 AUD	215.33 AUD	32,702.13 AUD	81.69%	Victoria	Used	VOLKSWAGEN	Chattel Mortgage	-	AUD	-	AUD	-	AUD	-	AUD	-	AUD	
49	02/2016	02/2018	63,525.92 AUD	71,535.31 AUD	63,685.96 AUD	13,895.37 AUD	49,790.59 AUD	78.71%	Victoria	New	ALDI	Chattel Mortgage	-	AUD	-	AUD	-	AUD	-	AUD	-	AUD	
50	02/2016	02/2018	32,424.48 AUD	32,424.48 AUD	12,343.12 AUD	-	12,343.12 AUD	-	Queensland	Used	VOLKSWAGEN	Chattel Mortgage	-	AUD	-	AUD	-	AUD	-	AUD	-	AUD	
51	06/2016	02/2018	65,940.31 AUD	64,575.92 AUD	64,579.19 AUD	22,884.77 AUD	42,094.42 AUD	63.84%	Queensland	New	VOLKSWAGEN	Chattel Mortgage	-	AUD	-	AUD	-	AUD	-	AUD	-	AUD	
52	03/2016	02/2018	33,038.33 AUD	31,028.33 AUD	31,028.33 AUD	1,721.09 AUD	31,028.33 AUD	5.22%	Victoria	Used	VOLKSWAGEN	Chattel Mortgage	-	AUD	-	AUD	-	AUD	-	AUD	-	AUD	
53	06/2016	02/2018	60,841.56 AUD	62,681.14 AUD	31,242.39 AUD	-	31,242.39 AUD	51.56%	Victoria	New	VOLKSWAGEN	Chattel Mortgage	-	AUD	-	AUD	-	AUD	-	AUD	-	AUD	
54	06/2016	02/2018	88,365.96 AUD	88,365.96 AUD	26,927.89 AUD	844.39 AUD	26,927.89 AUD	30.49%	Queensland	Used	Consumer Loan	-	AUD	-	AUD	-	AUD	-	AUD	-	AUD	-	AUD
55	02/2017	04/2018	22,106.86 AUD	23,374.34 AUD	23,678.19 AUD	13,711.38 AUD	27,390.38 AUD	123.95%	Victoria	Used	FORD	Consumer Loan	-	AUD	-	AUD	-	AUD	-	AUD	-	AUD	
56	02/2015	04/2018	30,411.52 AUD	29,682.00 AUD	29,682.00 AUD	460.90 AUD	1,187.89 AUD	-4.65%	Victoria	New	HOLDEN	Chattel Mortgage	-	AUD	-	AUD	-	AUD	-	AUD	-	AUD	
57	04/2015	04/2018	29,910.78 AUD	15,188.18 AUD	15,188.18 AUD	198.31 AUD	14,928.12 AUD	49.91%	South Australia	Used	VOLKSWAGEN	Chattel Mortgage	-	AUD	-	AUD	-	AUD	-	AUD	-	AUD	
58	06/2016	04/2018	34,688.04 AUD	13,917.78 AUD	6,693.90 AUD	5,080.96 AUD	1,492.92 AUD	10.16%	Victoria	Used	TOYOTA	Chattel Mortgage	-	AUD	-	AUD	-	AUD	-	AUD	-	AUD	
59	04/2016	04/2018	20,180.63 AUD	4,177.77 AUD	4,177.77 AUD	-	4,177.77 AUD	20.71%	New South Wales	Used	ALDI	Chattel Mortgage	-	AUD	-	AUD	-	AUD	-	AUD	-	AUD	
60	04/2017	04/2018	36,167.07 AUD	37,096.76 AUD	37,096.76 AUD	1,678.76 AUD	36,991.00 AUD	10.10%	Victoria	Used	HOLDEN	Consumer Loan	-	AUD	-	AUD	-	AUD	-	AUD	-	AUD	
61	04/2017	04/2018	43,491.128 AUD	43,842.74 AUD	43,842.74 AUD	3,982.78 AUD	43,842.78 AUD	53.02%	Queensland	Used	VOLKSWAGEN	Chattel Mortgage	-	AUD	-	AUD	-	AUD	-	AUD	-	AUD	
62	07/2016	05/2018	27,162.38 AUD	36,472.44 AUD	36,472.44 AUD	17,919.50 AUD	42,191.94 AUD	115.47%	Victoria	Used	HOLDEN	Consumer Loan	-	AUD	-	AUD	-	AUD	-	AUD	-	AUD	
63	02/2017	05/2018	44,177.17 AUD	44,042.26 AUD	21,802.32 AUD	-																	

Contract Level Data

Net Salvage Recoveries By Contract By Month

No.	Month / Year of Origination	Month / Year of Net Salvage	Outstanding Debtor's Recovery Balance at End of Month	ABS Gross Salvage Loss	ABS Net Salvage Loss	ABS Recoveries After Net Salvage	ABS Net Salvage Loss Hour Percentage on Pooled Balance	Geographical Location of Borrower	Vehicle Type (New/Used)	Vehicle Manufacturer	Product Type	Jan-16	Jan-16	Apr-16	Sep-16	Oct-16	Nov-16		
139	01/2013	11/2018	27,126.62 AUD	10,399.70 AUD	10,399.70 AUD	13,160.00 AUD	10,399.70 AUD	38.34%	Western Australia	New	VOLKSWAGEN	Chattel Mortgage	-	AUD	-	AUD	-	AUD	
140	06/2014	11/2018	22,466.82 AUD	22,466.82 AUD	14,294.78 AUD	13,160.00 AUD	14,294.78 AUD	54.32%	Queensland	Used	BMW	Chattel Mortgage	-	AUD	-	AUD	-	AUD	
141	06/2014	11/2018	40,745.33 AUD	32,675.40 AUD	33,240.40 AUD	12,820.00 AUD	30,777.00 AUD	88.54%	New South Wales	New	AUDI	Consumer Loan	-	AUD	-	AUD	-	AUD	
142	02/2015	11/2018	3,158.18 AUD	1,522.83 AUD	1,522.83 AUD	1,522.83 AUD	1,522.83 AUD	48.22%	New South Wales	Used	HOLDEN	Chattel Mortgage	-	AUD	-	AUD	-	AUD	
143	03/2015	11/2018	11,888.43 AUD	12,329.20 AUD	12,556.14 AUD	2,372.81 AUD	10,183.33 AUD	85.66%	New South Wales	New	SUZUKI	Consumer Loan	-	AUD	-	AUD	-	AUD	
144	03/2015	11/2018	7,620.36 AUD	7,620.36 AUD	4,900.00 AUD	-	-	64.45%	Queensland	Used	FORD	Chattel Mortgage	-	AUD	-	AUD	-	AUD	
145	06/2015	11/2018	37,798.18 AUD	38,848.40 AUD	22,923.36 AUD	-	22,923.36 AUD	60.71%	Queensland	New	VOLKSWAGEN	Consumer Loan	-	AUD	-	AUD	-	AUD	
146	03/2016	11/2018	38,846.38 AUD	17,376.76 AUD	8,981.93 AUD	328.71 AUD	8,653.02 AUD	22.64%	Queensland	Used	FORD	Chattel Mortgage	-	AUD	-	AUD	-	AUD	
147	03/2016	11/2018	12,654.75 AUD	6,237.20 AUD	6,237.20 AUD	3,640.50 AUD	2,596.70 AUD	20.52%	New South Wales	Used	TOYOTA	Chattel Mortgage	-	AUD	-	AUD	-	AUD	
148	03/2016	11/2018	30,259.99 AUD	19,401.89 AUD	12,387.23 AUD	775.11 AUD	11,612.90 AUD	38.47%	New South Wales	Used	FORD	Chattel Mortgage	-	AUD	-	AUD	-	AUD	
149	04/2016	11/2018	62,544.41 AUD	51,789.95 AUD	33,832.17 AUD	-	33,832.17 AUD	54.09%	Western Australia	New	VOLKSWAGEN	Chattel Mortgage	-	AUD	-	AUD	-	AUD	
150	06/2016	11/2018	33,894.26 AUD	33,894.26 AUD	4,925.59 AUD	26,408.05 AUD	78.28%	Western Australia	Used	VOLKSWAGEN	Consumer Loan	-	AUD	-	AUD	-	AUD		
151	06/2016	11/2018	31,017.21 AUD	18,611.33 AUD	12,503.21 AUD	-	12,503.21 AUD	54.32%	Queensland	Used	BMW	Chattel Mortgage	-	AUD	-	AUD	-	AUD	
152	07/2016	11/2018	25,774.19 AUD	26,742.40 AUD	12,387.60 AUD	1,948.37 AUD	10,438.67 AUD	40.50%	New South Wales	New	AUDI	Consumer Loan	-	AUD	-	AUD	-	AUD	
153	11/2016	11/2018	52,487.59 AUD	19,050.61 AUD	11,194.86 AUD	487.29 AUD	10,707.57 AUD	47.62%	New South Wales	Used	MAZDA	Chattel Mortgage	-	AUD	-	AUD	-	AUD	
154	12/2016	11/2018	44,714.38 AUD	45,067.30 AUD	33,052.51 AUD	102.50 AUD	32,937.71 AUD	75.79%	Victoria	New	VOLKSWAGEN	Chattel Mortgage	-	AUD	-	AUD	-	AUD	
155	01/2017	11/2018	14,907.65 AUD	4,665.24 AUD	-	-	-	31.74%	Northern Territory	Used	TOYOTA	Consumer Loan	-	AUD	-	AUD	-	AUD	
156	03/2017	11/2018	23,988.77 AUD	18,387.56 AUD	16,379.48 AUD	794.42 AUD	15,586.06 AUD	68.81%	Western Australia	Used	HYUNDAI	Chattel Mortgage	-	AUD	-	AUD	-	AUD	
157	06/2017	11/2018	19,954.90 AUD	11,540.90 AUD	11,540.90 AUD	306.19 AUD	11,539.50 AUD	57.81%	New South Wales	Used	SUBARU	Consumer Loan	-	AUD	-	AUD	-	AUD	
158	06/2017	11/2018	36,802.59 AUD	37,022.24 AUD	37,022.24 AUD	4,054.99 AUD	32,967.65 AUD	91.95%	Queensland	New	FOTON	Consumer Loan	-	AUD	-	AUD	-	AUD	
159	07/2017	11/2018	71,123.94 AUD	61,047.32 AUD	34,203.88 AUD	893.43 AUD	33,270.21 AUD	47.44%	Queensland	Used	VOLKSWAGEN	Consumer Loan	-	AUD	-	AUD	-	AUD	
160	07/2017	11/2018	35,926.31 AUD	32,697.48 AUD	32,697.48 AUD	8,550.00 AUD	24,357.48 AUD	45.63%	Queensland	New	VOLKSWAGEN	Consumer Loan	-	AUD	-	AUD	-	AUD	
161	06/2017	11/2018	13,950.50 AUD	12,027.43 AUD	8,224.97 AUD	-	8,224.97 AUD	58.78%	Queensland	Used	VOLKSWAGEN	Chattel Mortgage	-	AUD	-	AUD	-	AUD	
162	06/2017	11/2018	18,117.24 AUD	37,400.86 AUD	23,580.33 AUD	677.72 AUD	22,902.61 AUD	62.41%	New South Wales	Used	HOLDEN	Consumer Loan	-	AUD	-	AUD	-	AUD	
163	06/2017	11/2018	9,721.13 AUD	93,175.32 AUD	48,267.81 AUD	-	48,267.81 AUD	49.30%	New South Wales	New	AUDI	Consumer Loan	-	AUD	-	AUD	-	AUD	
164	06/2017	11/2018	20,045.30 AUD	14,810.55 AUD	14,810.55 AUD	-	14,810.55 AUD	72.89%	New South Wales	Used	NISSAN	Consumer Loan	-	AUD	-	AUD	-	AUD	
165	10/2017	11/2018	9,789.25 AUD	9,789.25 AUD	21,632.81 AUD	-	21,632.81 AUD	36.80%	Western Australia	Used	BMW	Chattel Mortgage	-	AUD	-	AUD	-	AUD	
166	11/2017	11/2018	4,508.81 AUD	3,366.07 AUD	3,366.07 AUD	3,716.27 AUD	256.30 AUD	73.30%	Victoria	Used	SUBARU	Consumer Loan	-	AUD	-	AUD	-	AUD	
167	01/2018	12/2018	1,981.17 AUD	-	-	744.20 AUD	744.20 AUD	-39.99%	New South Wales	Used	SUBARU	Consumer Loan	-	AUD	-	AUD	-	AUD	
168	02/2018	12/2018	2,918.77 AUD	865.78 AUD	865.78 AUD	1,643.00 AUD	-	-	-	Victoria	New	HOLDEN	Chattel Mortgage	-	AUD	-	AUD	-	AUD
169	05/2018	12/2018	2,486.47 AUD	1,525.52 AUD	1,525.52 AUD	2,067.84 AUD	1,542.32 AUD	-21.81%	Victoria	New	SKODA	Consumer Loan	-	AUD	-	AUD	-	AUD	
170	05/2018	12/2018	26,772.16 AUD	12,894.38 AUD	12,894.38 AUD	83.89 AUD	12,894.38 AUD	42.21%	New South Wales	Used	NISSAN	Consumer Loan	-	AUD	-	AUD	-	AUD	
171	06/2018	12/2018	44,611.37 AUD	46,286.45 AUD	46,286.45 AUD	48,500.38 AUD	11,577.83 AUD	-3.54%	Queensland	New	AUDI	Chattel Mortgage	-	AUD	-	AUD	-	AUD	
172	06/2018	12/2018	15,683.03 AUD	16,477.22 AUD	16,477.22 AUD	17,013.43 AUD	17,013.43 AUD	-4.97%	New South Wales	New	MITSUBISHI	Consumer Loan	-	AUD	-	AUD	-	AUD	
173	11/2018	12/2018	15,345.39 AUD	13,092.71 AUD	13,092.71 AUD	13,092.71 AUD	13,092.71 AUD	86.77%	Victoria	Used	HOLDEN	Chattel Mortgage	-	AUD	-	AUD	-	AUD	
174	06/2018	12/2018	2,086.52 AUD	3,891.88 AUD	3,891.88 AUD	4,063.21 AUD	768.67 AUD	36.84%	Queensland	New	VOLKSWAGEN	Consumer Loan	-	AUD	-	AUD	-	AUD	
175	02/2019	12/2018	8,228.21 AUD	825.90 AUD	-	-	-	825.90 AUD	1.75%	New South Wales	New	VOLKSWAGEN	Consumer Loan	-	AUD	-	AUD	-	AUD
176	06/2018	12/2018	46,362.97 AUD	26,428.40 AUD	26,428.40 AUD	4,024.18 AUD	22,000.75 AUD	48.38%	New South Wales	New	AUDI	Chattel Mortgage	-	AUD	-	AUD	-	AUD	
177	06/2018	12/2018	19,985.54 AUD	19,985.54 AUD	17,438.92 AUD	233.16 AUD	17,755.87 AUD	88.86%	Northern Territory	Used	TOYOTA WALL	Chattel Mortgage	-	AUD	-	AUD	-	AUD	
178	06/2018	12/2018	2,266.31 AUD	2,058.92 AUD	2,058.92 AUD	-	2,058.92 AUD	89.66%	Northern Territory	Used	KIA	Chattel Mortgage	-	AUD	-	AUD	-	AUD	
179	02/2019	12/2018	4,173.33 AUD	4,173.33 AUD	-	-	-	4,173.33 AUD	-	Queensland	Used	FORD	Chattel Mortgage	-	AUD	-	AUD	-	AUD
180	11/2018	12/2018	2,306.46 AUD	1,580.10 AUD	1,580.10 AUD	27.37 AUD	1,552.73 AUD	66.23%	Northern Territory	Used	HOLDEN	Chattel Mortgage	-	AUD	-	AUD	-	AUD	
181	02/2019	12/2018	4,933.24 AUD	4,933.24 AUD	5,157.78 AUD	-	5,157.78 AUD	78.13%	Queensland	Used	FORD	Chattel Mortgage	-	AUD	-	AUD	-	AUD	
182	07/2018	12/2018	32,402.97 AUD	1,362.33 AUD	1,362.33 AUD	1,417.33 AUD	1,350.00 AUD	-0.28%	Victoria	Used	VOLKSWAGEN	Chattel Mortgage	-	AUD	-	AUD	-	AUD	
183	06/2018	12/2018	30,213.92 AUD	25,938.34 AUD	22,031.51 AUD	393.23 AUD	21,692.31 AUD	83.39%	Victoria	New	VOLKSWAGEN	Consumer Loan	-	AUD	-	AUD	-	AUD	
184	11/2018	12/2018	26,774.68 AUD	26,783.71 AUD	26,783.71 AUD	26,783.71 AUD	26,783.71 AUD	100.00%	Western Australia	Used	NISSAN	Chattel Mortgage	-	AUD	-	AUD	-	AUD	
185	03/2017	12/2018	86,394.91 AUD	93,218.88 AUD	93,218.88 AUD	68,125.45 AUD	25,093.41 AUD	29.08%	Western Australia	New	FORD	Consumer Loan	-	AUD	-	AUD	-	AUD	
186	02/2017	12/2018	18,796.38 AUD	18,796.38 AUD	19,392.47 AUD	-	19,392.47 AUD	68.84%	Victoria	Used	FORD	Chattel Mortgage	-	AUD	-	AUD	-	AUD	
187	06/2017	12/2018	44,003.08 AUD	45,363.70 AUD	25,963.85 AUD	-	25,963.85 AUD	58.47%	Victoria	New	VOLKSWAGEN	Chattel Mortgage	-	AUD	-	AUD	-	AUD	
188	06/2018	12/2018	47,420.17 AUD	47,420.17 AUD	23,902.42 AUD	-	23,902.42 AUD	50.01%	New South Wales	Used	MINI	Consumer Loan	-	AUD	-	AUD	-	AUD	
189	08/2017	12/2018	67,107.37 AUD	73,021.31 AUD	71,884.70 AUD	12,884.93 AUD	59,297.77 AUD	88.23%	New South Wales	Used	AUDI	Chattel Mortgage	-	AUD	-	AUD	-	AUD	
190	06/2018	12/2018	10,838.86 AUD	10,838.86 AUD	4,925.59 AUD	26,408.05 AUD	78.28%	Western Australia	Used	VOLKSWAGEN	Consumer Loan	-	AUD	-	AUD	-	AUD		
191	02/2018	12/2018	12,097.54 AUD	12,097.54 AUD	13,946.96 AUD	30,607.49 AUD	58.75%	Queensland	New	MAZDA	Chattel Mortgage	-	AUD	-	AUD	-	AUD		
192	03/2018	12/2018	163,369.98 AUD	186,472.39 AUD	186,472.39 AUD	81,998.71 AUD	22,177.89 AUD	12.65%	Queensland	Used	AUDI	Chattel Mortgage	-	AUD	-	AUD	-	AUD	
193	03/2014	01/2019	6,350.51 AUD	6,350.51 AUD	9,187.57 AUD	8,522.58 AUD	139.40%	New South Wales	New	AUDI	Consumer Loan	-	AUD	-	AUD	-	AUD		
194	04/2014	01/2019	27,224.44 AUD	8,478.74 AUD	8,478.74 AUD	11,034.96 AUD	-	-	38.00%	Victoria	New	VOLKSWAGEN	Chattel Mortgage	-	AUD	-	AUD	-	AUD
195	01/2019	01/2019	52,364.15 AUD	15,362.87 AUD	15,362.87 AUD	158.38 AUD	15,362.87 AUD	29.69%	Queensland	Used	NISSAN	Chattel Mortgage	-	AUD	-	AUD	-	AUD	
196	01/2015	01/2019	4,389.19 AUD	4,484.76 AUD	4,484.76 AUD	168.76 AUD	5,023.92 AUD	114.38%	New South Wales	Used	VOLKSWAGEN	Consumer Loan	-	AUD	-	AUD	-	AUD	
197	01/2015	01/2019	15,400.85 AUD	10,768.47 AUD	10,768.47 AUD	-	10,768.47 AUD	69.87%	New South Wales	Used	HOLDEN	Chattel Mortgage	-	AUD	-	AUD	-	AUD	
198	01/2015	01/2019	2,967.90 AUD	4,026.26 AUD	4,026.26 AUD	1,566.00 AUD	11,146.79 AUD	-4.22%	New South Wales	Used	BMW	Chattel Mortgage	-	AUD	-	AUD	-	AUD	
199	11/2015	01/2019	20,094.72 AUD	13,741															

Contract Level Data

Net Salvage Recoveries By Contract By Month

No.	Month / Year of Origination	Month / Year of Net Salvage	Outstanding Discounted Recoverable Balance at Period	ABS Gross Salvage Loss	ABS Net Salvage Loss	ABS Recoveries After Net Salvage	ABS Net Salvage Loss After Recoveries	Loss Percentage on Pooled Balance	Geographical Location of Borrower	Vehicle Type (New/Used)	Vehicle Manufacturer	Product Type	Jun-16	Jul-16	Aug-16	Sep-16	Oct-16	Nov-16
277	12/2015	05/2019	27,428.35 AUD	16,820.39 AUD	16,820.39 AUD	555.28 AUD	16,265.11 AUD	59.29%	Queensland	Used	MAZDA	Consumer Loan	- AUD	- AUD	- AUD	- AUD	- AUD	- AUD
278	02/2016	05/2019	53,591.19 AUD	53,422.25 AUD	33,280.39 AUD	430.26 AUD	32,850.04 AUD	61.30%	New South Wales	Used	AUDI	Chattel Mortgage	- AUD	- AUD	- AUD	- AUD	- AUD	- AUD
279	02/2016	05/2019	16,835.50 AUD	14,178.86 AUD	- AUD	- AUD	- AUD	0.00%	New South Wales	New	VOLKSWAGEN	Chattel Mortgage	- AUD	- AUD	- AUD	- AUD	- AUD	- AUD
280	03/2016	05/2019	63,362.27 AUD	47,123.19 AUD	29,427.16 AUD	3,301.42 AUD	26,125.73 AUD	41.26%	New South Wales	New	AUDI	Consumer Loan	- AUD	- AUD	- AUD	- AUD	- AUD	- AUD
281	05/2016	05/2019	22,735.52 AUD	18,142.79 AUD	18,588.04 AUD	1615.00 AUD	19,203.04 AUD	84.46%	Victoria	New	VOLKSWAGEN	Consumer Loan	- AUD	- AUD	- AUD	- AUD	- AUD	- AUD
282	06/2016	05/2019	14,841.11 AUD	15,373.79 AUD	16,214.83 AUD	79.12 AUD	16,135.71 AUD	101.71%	New South Wales	Used	HOLDEN	Consumer Loan	- AUD	- AUD	- AUD	- AUD	- AUD	- AUD
283	10/2016	05/2019	7,553.79 AUD	7,187.28 AUD	7,357.81 AUD	1753.38 AUD	8,060.99 AUD	106.71%	New South Wales	Used	HOLDEN	Consumer Loan	- AUD	- AUD	- AUD	- AUD	- AUD	- AUD
284	10/2016	05/2019	36,245.16 AUD	37,940.93 AUD	37,597.75 AUD	21,348.89 AUD	16,248.85 AUD	43.46%	Victoria	Used	VOLKSWAGEN	Consumer Loan	- AUD	- AUD	- AUD	- AUD	- AUD	- AUD
285	11/2016	05/2019	6,592.32 AUD	686.39 AUD	686.39 AUD	751.81 AUD	665.22 AUD	-0.99%	New South Wales	Used	VOLKSWAGEN	Consumer Loan	- AUD	- AUD	- AUD	- AUD	- AUD	- AUD
286	11/2016	05/2019	16,476.33 AUD	17,586.26 AUD	11,803.86 AUD	- AUD	11,803.86 AUD	63.89%	Australian Capital Territory	Used	HYUNDAI	Consumer Loan	- AUD	- AUD	- AUD	- AUD	- AUD	- AUD
287	12/2016	05/2019	60,680.16 AUD	61,766.71 AUD	60,405.37 AUD	30,026.08 AUD	30,379.29 AUD	50.06%	Western Australia	New	VOLKSWAGEN	Consumer Loan	- AUD	- AUD	- AUD	- AUD	- AUD	- AUD
288	01/2017	05/2019	9,484.45 AUD	8,481.37 AUD	5,195.09 AUD	- AUD	5,195.09 AUD	54.14%	New South Wales	Used	NISSAN	Consumer Loan	- AUD	- AUD	- AUD	- AUD	- AUD	- AUD
289	02/2017	05/2019	25,195.52 AUD	25,254.48 AUD	13,381.09 AUD	- AUD	13,381.09 AUD	53.02%	Western Australia	Used	CHRYSLER	Chattel Mortgage	- AUD	- AUD	- AUD	- AUD	- AUD	- AUD
290	06/2017	05/2019	10,231.05 AUD	10,402.12 AUD	8,480.89 AUD	8,500.00 AUD	1,980.89 AUD	19.36%	Western Australia	Used	KIA	Chattel Mortgage	- AUD	- AUD	- AUD	- AUD	- AUD	- AUD
291	05/2017	05/2019	54,102.25 AUD	35,326.27 AUD	25,145.19 AUD	1,805.03 AUD	24,225.15 AUD	71.07%	Queensland	Used	HOLDEN	Consumer Loan	- AUD	- AUD	- AUD	- AUD	- AUD	- AUD
292	07/2017	05/2019	76,508.69 AUD	72,644.30 AUD	45,655.84 AUD	- AUD	45,655.84 AUD	59.67%	New South Wales	New	LAND ROVER	Chattel Mortgage	- AUD	- AUD	- AUD	- AUD	- AUD	- AUD

Contract Level Data

Net Salvage Recoveries By Contract By Month

No.	Month / Year of Origination	Month / Year of Salvage	Outstanding Debtor's Balance at Period End	ABS Gross Salvage Loss	ABS Net Salvage Loss	ABS Recoveries After Net Salvage	ABS Net Salvage Loss Recoveries	Loss Percentage on Pooled Balance	Geographical Location of Borrower	Vehicle Type (New/Used)	Vehicle Manufacturer	Product Type	Jan-16	Jan-16	Apr-16	Sep-16	Oct-16	Nov-16
293	06/2017	05/2019	25,414.24 AUD	26,358.48 AUD	22,499.40 AUD	- AUD	22,499.40 AUD	88.51%	Western Australia	Used	JEIP	Consumer Loan	- AUD	- AUD	- AUD	- AUD	- AUD	- AUD
294	06/2017	05/2019	35,571.43 AUD	33,054.22 AUD	17,196.58 AUD	12,076.34 AUD	17,196.58 AUD	48.20%	New South Wales	Used	FORD	Chattel Mortgage	- AUD	- AUD	- AUD	- AUD	- AUD	- AUD
295	06/2017	05/2019	238,344.67 AUD	245,151.34 AUD	161,450.93 AUD	- AUD	161,450.93 AUD	68.31%	New South Wales	New	AUDI	Chattel Mortgage	- AUD	- AUD	- AUD	- AUD	- AUD	- AUD
296	04/2018	05/2019	26,765.86 AUD	26,765.86 AUD	16,275.34 AUD	10,267.00 AUD	16,275.34 AUD	60.87%	Queensland	Used	HYUNDAI	Chattel Mortgage	- AUD	- AUD	- AUD	- AUD	- AUD	- AUD
297	11/2017	05/2019	11,173.44 AUD	11,637.37 AUD	1,163.37 AUD	1,478.37 AUD	1,478.37 AUD	13.22%	New South Wales	Used	VOLKSWAGEN	Chattel Mortgage	- AUD	- AUD	- AUD	- AUD	- AUD	- AUD
298	04/2018	05/2019	16,406.96 AUD	16,406.96 AUD	13,482.31 AUD	- AUD	13,482.31 AUD	82.16%	Northern Territory	Used	AUDI	Consumer Loan	- AUD	- AUD	- AUD	- AUD	- AUD	- AUD
299	12/2017	05/2019	11,517.73 AUD	11,356.30 AUD	11,554.77 AUD	13,196.68 AUD	11,631.91 AUD	14.17%	New South Wales	Used	AUDI	Consumer Loan	- AUD	- AUD	- AUD	- AUD	- AUD	- AUD
300	01/2018	05/2019	38,744.84 AUD	38,744.84 AUD	17,382.30 AUD	15,948.40 AUD	17,382.30 AUD	45.99%	New South Wales	New	NISSAN	Chattel Mortgage	- AUD	- AUD	- AUD	- AUD	- AUD	- AUD
301	01/2018	05/2019	32,841.77 AUD	35,125.65 AUD	34,855.77 AUD	16,148.74 AUD	18,708.03 AUD	56.96%	New South Wales	New	MITSUBISHI	Chattel Mortgage	- AUD	- AUD	- AUD	- AUD	- AUD	- AUD
302	01/2018	05/2019	41,760.59 AUD	40,852.12 AUD	44,815.94 AUD	51,736.16 AUD	43,021.00 AUD	117.38%	New South Wales	Used	NISSAN	Chattel Mortgage	- AUD	- AUD	- AUD	- AUD	- AUD	- AUD
303	02/2018	05/2019	22,501.22 AUD	21,805.39 AUD	9,316.02 AUD	- AUD	9,316.02 AUD	41.40%	New South Wales	New	HYUNDAI	Chattel Mortgage	- AUD	- AUD	- AUD	- AUD	- AUD	- AUD
304	02/2018	05/2019	37,586.46 AUD	37,586.46 AUD	38,497.69 AUD	17,351.26 AUD	40,848.32 AUD	121.98%	New South Wales	Used	MERCEDES-BENZ	Consumer Loan	- AUD	- AUD	- AUD	- AUD	- AUD	- AUD
305	02/2018	05/2019	25,754.78 AUD	25,754.78 AUD	25,088.96 AUD	2,249.58 AUD	22,839.88 AUD	88.68%	Queensland	Used	NISSAN	Consumer Loan	- AUD	- AUD	- AUD	- AUD	- AUD	- AUD
306	04/2018	05/2019	27,886.13 AUD	23,633.77 AUD	23,633.77 AUD	5,999.50 AUD	17,514.27 AUD	30.27%	Victoria	New	AUDI	Consumer Loan	- AUD	- AUD	- AUD	- AUD	- AUD	- AUD
307	07/2018	05/2019	27,410.39 AUD	36,504.12 AUD	9,534.22 AUD	2,700.00 AUD	15,844.22 AUD	18.27%	New South Wales	New	MITSUBISHI	Chattel Mortgage	- AUD	- AUD	- AUD	- AUD	- AUD	- AUD
308	11/2013	05/2019	4,695.24 AUD	3,950.50 AUD	3,950.50 AUD	1,004.16 AUD	1,659.56 AUD	14.33%	New South Wales	New	VOLKSWAGEN	Consumer Loan	- AUD	- AUD	- AUD	- AUD	- AUD	- AUD
309	12/2014	05/2019	17,523.47 AUD	17,523.47 AUD	15,675.87 AUD	18.12 AUD	10,656.75 AUD	60.25%	Northern Territory	Used	FORD	Consumer Loan	- AUD	- AUD	- AUD	- AUD	- AUD	- AUD
310	02/2015	06/2019	8,944.32 AUD	7,283.40 AUD	7,540.64 AUD	8,719.05 AUD	11,176.41 AUD	123.74%	Australian Capital Territory	Used	HOLDEN	Consumer Loan	- AUD	- AUD	- AUD	- AUD	- AUD	- AUD
311	02/2015	06/2019	12,028.86 AUD	9,566.20 AUD	1,400.00 AUD	1,266.50 AUD	9.57%	Victoria	New	SUZUKI	Consumer Loan	- AUD	- AUD	- AUD	- AUD	- AUD	- AUD	
312	02/2016	06/2019	8,815.96 AUD	2,653.20 AUD	2,653.20 AUD	2,880.96 AUD	- AUD	-2.58%	Australian Capital Territory	Used	VOLKSWAGEN	Consumer Loan	- AUD	- AUD	- AUD	- AUD	- AUD	- AUD
313	04/2016	06/2019	15,975.32 AUD	13,891.89 AUD	10,407.20 AUD	344.35 AUD	10,853.85 AUD	72.86%	Victoria	Used	FORD	Consumer Loan	- AUD	- AUD	- AUD	- AUD	- AUD	- AUD
314	07/2016	06/2019	27,970.73 AUD	25,954.59 AUD	25,954.59 AUD	2,003.50 AUD	23,951.09 AUD	85.98%	Victoria	Used	VOLKSWAGEN	Chattel Mortgage	- AUD	- AUD	- AUD	- AUD	- AUD	- AUD
315	06/2016	06/2019	20,213.97 AUD	13,854.17 AUD	9,520.35 AUD	17.31 AUD	9,503.04 AUD	48.99%	New South Wales	Used	TOYOTA	Chattel Mortgage	- AUD	- AUD	- AUD	- AUD	- AUD	- AUD
316	07/2016	06/2019	27,504.43 AUD	48,464.71 AUD	32,167.44 AUD	3,472.02 AUD	26,695.42 AUD	49.80%	South Australia	New	VOLKSWAGEN	Chattel Mortgage	- AUD	- AUD	- AUD	- AUD	- AUD	- AUD
317	07/2016	06/2019	13,760.35 AUD	9,539.38 AUD	6,719.94 AUD	42.23 AUD	6,677.71 AUD	48.53%	New South Wales	Used	HONDA	Consumer Loan	- AUD	- AUD	- AUD	- AUD	- AUD	- AUD
318	06/2016	06/2019	17,290.29 AUD	17,091.00 AUD	13,556.51 AUD	- AUD	13,556.51 AUD	61.32%	Queensland	Used	NISSAN	Consumer Loan	- AUD	- AUD	- AUD	- AUD	- AUD	- AUD
319	11/2016	06/2019	27,973.80 AUD	1,382.66 AUD	- AUD	- AUD	- AUD	4.94%	Victoria	New	SUBARU	Chattel Mortgage	- AUD	- AUD	- AUD	- AUD	- AUD	- AUD
320	12/2016	06/2019	72,846.97 AUD	72,846.96 AUD	72,846.96 AUD	14,685.91 AUD	17,541.27 AUD	19.62%	Queensland	Used	PORSCHE	Chattel Mortgage	- AUD	- AUD	- AUD	- AUD	- AUD	- AUD
321	01/2017	06/2019	31,692.52 AUD	31,495.13 AUD	20,707.50 AUD	673.74 AUD	20,033.76 AUD	63.21%	Western Australia	Used	NISSAN	Consumer Loan	- AUD	- AUD	- AUD	- AUD	- AUD	- AUD
322	03/2017	06/2019	16,468.97 AUD	14,540.38 AUD	14,540.38 AUD	11,616.91 AUD	14,607.29 AUD	88.95%	Tasmania	Used	FORD	Consumer Loan	- AUD	- AUD	- AUD	- AUD	- AUD	- AUD
323	05/2017	06/2019	30,317.13 AUD	28,103.98 AUD	18,391.08 AUD	1,605.58 AUD	18,765.50 AUD	55.37%	Victoria	Used	NISSAN	Consumer Loan	- AUD	- AUD	- AUD	- AUD	- AUD	- AUD
324	05/2017	06/2019	21,978.81 AUD	18,626.35 AUD	15,168.15 AUD	283.42 AUD	14,884.77 AUD	67.72%	Queensland	Used	HOLDEN	Consumer Loan	- AUD	- AUD	- AUD	- AUD	- AUD	- AUD
325	06/2017	06/2019	37,697.83 AUD	33,628.34 AUD	11,292.68 AUD	2,000.00 AUD	9,296.28 AUD	24.42%	New South Wales	Used	NISSAN	Consumer Loan	- AUD	- AUD	- AUD	- AUD	- AUD	- AUD
326	06/2017	06/2019	18,102.36 AUD	47,123.74 AUD	24,793.44 AUD	2,392.31 AUD	45,401.63 AUD	120%	Western Australia	New	MITSUBISHI	Consumer Loan	- AUD	- AUD	- AUD	- AUD	- AUD	- AUD
327	07/2017	06/2019	22,097.71 AUD	38,447.08 AUD	38,447.08 AUD	10,759.30 AUD	27,687.78 AUD	74.82%	Queensland	New	HOLDEN	Consumer Loan	- AUD	- AUD	- AUD	- AUD	- AUD	- AUD
328	07/2017	06/2019	22,255.15 AUD	19,023.21 AUD	14,817.62 AUD	1,232.41 AUD	15,584.61 AUD	61.07%	Victoria	Used	HOLDEN	Consumer Loan	- AUD	- AUD	- AUD	- AUD	- AUD	- AUD
329	08/2017	06/2019	28,479.83 AUD	28,479.83 AUD	15,525.58 AUD	- AUD	15,525.58 AUD	54.52%	Western Australia	New	AUDI	Consumer Loan	- AUD	- AUD	- AUD	- AUD	- AUD	- AUD
330	08/2017	06/2019	66,487.73 AUD	62,265.87 AUD	25,562.93 AUD	1,569.86 AUD	24,413.07 AUD	37.29%	Western Australia	New	FORD	Chattel Mortgage	- AUD	- AUD	- AUD	- AUD	- AUD	- AUD
331	07/2017	06/2019	38,052.37 AUD	38,052.37 AUD	11,476.49 AUD	8,000.00 AUD	11,476.49 AUD	29.14%	Victoria	Used	FORD	Chattel Mortgage	- AUD	- AUD	- AUD	- AUD	- AUD	- AUD
332	10/2017	06/2019	56,405.78 AUD	56,405.78 AUD	23,298.77 AUD	- AUD	23,298.77 AUD	41.29%	Queensland	New	BRODO	Chattel Mortgage	- AUD	- AUD	- AUD	- AUD	- AUD	- AUD
333	01/2018	06/2019	54,248.69 AUD	54,248.69 AUD	18,732.33 AUD	51.21 AUD	18,732.33 AUD	49.48%	Queensland	Used	VOLKSWAGEN	Consumer Loan	- AUD	- AUD	- AUD	- AUD	- AUD	- AUD
334	12/2017	06/2019	19,514.73 AUD	18,542.65 AUD	12,356.98 AUD	- AUD	11,585.33 AUD	59.37%	Victoria	Used	MITSUBISHI	Consumer Loan	- AUD	- AUD	- AUD	- AUD	- AUD	- AUD
335	01/2018	06/2019	16,115.98 AUD	16,115.10 AUD	11,244.72 AUD	- AUD	11,244.72 AUD	69.48%	Victoria	Used	HOLDEN	Consumer Loan	- AUD	- AUD	- AUD	- AUD	- AUD	- AUD
336	02/2018	06/2019	67,784.92 AUD	61,564.04 AUD	49,895.65 AUD	26,717.59 AUD	25,183.36 AUD	47.47%	New South Wales	Used	JEIP	Consumer Loan	- AUD	- AUD	- AUD	- AUD	- AUD	- AUD
337	02/2018	06/2019	21,121.06 AUD	18,531.38 AUD	7,999.44 AUD	- AUD	7,999.44 AUD	37.87%	Victoria	New	FORD	Chattel Mortgage	- AUD	- AUD	- AUD	- AUD	- AUD	- AUD
338	04/2018	06/2019	36,401.08 AUD	36,401.08 AUD	16,271.95 AUD	- AUD	16,271.95 AUD	44.70%	Western Australia	Used	NISSAN	Chattel Mortgage	- AUD	- AUD	- AUD	- AUD	- AUD	- AUD
339	04/2018	06/2019	28,114.44 AUD	28,022.31 AUD	24,391.09 AUD	282.13 AUD	24,108.96 AUD	86.75%	Australian Capital Territory	New	NISSAN	Consumer Loan	- AUD	- AUD	- AUD	- AUD	- AUD	- AUD
340	06/2018	06/2019	13,396.48 AUD	13,308.19 AUD	12,074.63 AUD	- AUD	12,074.63 AUD	36.96%	Western Australia	Used	MITSUBISHI	Consumer Loan	- AUD	- AUD	- AUD	- AUD	- AUD	- AUD
341	06/2018	06/2019	133,894.99 AUD	138,710.23 AUD	142,397.95 AUD	14,796.07 AUD	147,194.02 AUD	109.93%	New South Wales	New	LAND ROVER	Chattel Mortgage	- AUD	- AUD	- AUD	- AUD	- AUD	- AUD
342	06/2018	06/2019	73,281.77 AUD	73,281.77 AUD	73,281.77 AUD	22,257.36 AUD	50,814.37 AUD	74.13%	New South Wales	New	FORD	Chattel Mortgage	- AUD	- AUD	- AUD	- AUD	- AUD	- AUD
343	06/2018	06/2019	32,269.84 AUD	34,288.48 AUD	34,288.48 AUD	23,537.79 AUD	10,750.70 AUD	33.28%	Western Australia	Used	TOYOTA	Chattel Mortgage	- AUD	- AUD	- AUD	- AUD	- AUD	- AUD
344	06/2018	06/2019	69,462.87 AUD	63,118.65 AUD	63,118.65 AUD	16,683.99 AUD	69,802.99 AUD	117.41%	New South Wales	Used	VOLKSWAGEN	Chattel Mortgage	- AUD	- AUD	- AUD	- AUD	- AUD	- AUD
345	06/2018	06/2019	39,366.98 AUD	37,781.03 AUD	16,718.89 AUD	- AUD	16,718.89 AUD	42.47%	New South Wales	Used	HOLDEN	Consumer Loan	- AUD	- AUD	- AUD	- AUD	- AUD	- AUD
346	06/2018	06/2019	70,877.09 AUD	73,841.96 AUD	39,169.89 AUD	- AUD	39,169.89 AUD	55.24%	New South Wales	Used	VOLKSWAGEN	Consumer Loan	- AUD	- AUD	- AUD	- AUD	- AUD	- AUD
347	07/2018	06/2019	26,433.30 AUD	20,433.93 AUD	- AUD	- AUD	20,433.93 AUD	36.21%	New South Wales	Used	MERCEDES-BENZ	Consumer Loan	- AUD	- AUD	- AUD	- AUD	- AUD	- AUD
348	07/2018	06/2019	97,524.85 AUD	177,381.58 AUD	105,734.81 AUD	70,235.13 AUD	36,499.88 AUD	36.49%	New South Wales	Used	BMW	Chattel Mortgage	- AUD	- AUD	- AUD	- AUD	- AUD	- AUD
349	10/2012	07/2019	2,875.53 AUD	3,037.75 AUD	3,037.75 AUD	- AUD	3,037.75 AUD	105.53%	Tasmania	Used	MAZDA	Consumer Loan	- AUD	- AUD	- AUD	- AUD	- AUD	- AUD
350	10/2013	07/2019	9,346.19 AUD	9,346.19 AUD	1,827.40 AUD	- AUD	1,827.40 AUD	19.54%	New South Wales	New	VOLKSWAGEN	Chattel Mortgage	- AUD	- AUD	- AUD	- AUD	- AUD	- AUD
351	03/2014	07/2019	5,030.84 AUD	1,515.37 AUD	1,515.37 AUD	1,750.00 AUD	1,750.00 AUD	4.07%	New South Wales	Used	FORD	Consumer Loan	- AUD	- AUD	- AUD	- AUD	- AUD	- AUD
352	06/2014	07/2019	2,275.93 AUD	2,009.02 AUD	2,009.02 AUD	- AUD	2,009.02 AUD	88.27%	Victoria	Used	TOYOTA	Chattel Mortgage</						

Contract Level Data Net Salvage Recoveries By Contract By Month

No.	Month / Year of Origination	Month / Year of Net Salvage	Outstanding Documented Recoveries Excluded at Net Salvage	ABS Gross Salvage Loss	ABS Net Salvage Loss	ABS Net Salvage Loss	ABS Net Salvage Loss	ABS Net Salvage Loss	Loss Percentage on Net Salvage	Geographical Location of Borrower	Vehicle Type (New/Used)	Vehicle Manufacturer	Product Type	Jan-16	Jan-16	Apr-16	Sep-16	Oct-16	Nov-16		
394	04/2014	08/2019	4,880.45 AUD	4,087.17 AUD	4,087.17 AUD	-	4,087.17 AUD	4,087.17 AUD	8.39%	Victoria	Used	MAZDA	Consumer Loan	-	AUD	-	AUD	-	AUD	-	AUD
395	04/2014	08/2019	2,461.24 AUD	1,396.18 AUD	1,396.18 AUD	1,540.18 AUD	1,396.18 AUD	1,396.18 AUD	55.67%	Queensland	Used	VOXSEN	Consumer Loan	-	AUD	-	AUD	-	AUD	-	AUD
396	07/2014	08/2019	8,422.03 AUD	7,680.10 AUD	7,680.10 AUD	-	7,680.10 AUD	7,680.10 AUD	91.19%	New South Wales	Used	ALDI	Consumer Loan	-	AUD	-	AUD	-	AUD	-	AUD
397	06/2019	08/2019	51,134.25 AUD	51,144.38 AUD	51,144.38 AUD	5,251.63 AUD	51,144.38 AUD	51,144.38 AUD	77.02%	Queensland	Used	HOLDEN	Consumer Loan	-	AUD	-	AUD	-	AUD	-	AUD
398	07/2015	08/2019	16,684.40 AUD	-	-	5,602.52 AUD	-	5,602.52 AUD	-36.0%	New South Wales	Used	ALDI	Consumer Loan	-	AUD	-	AUD	-	AUD	-	AUD
399	06/2019	08/2019	46,193.16 AUD	46,193.16 AUD	46,193.16 AUD	-	46,193.16 AUD	46,193.16 AUD	23.20%	New South Wales	Used	Subaru	Consumer Loan	-	AUD	-	AUD	-	AUD	-	AUD
400	08/2015	08/2019	80,826.69 AUD	55,777.51 AUD	43,268.92 AUD	-	43,268.92 AUD	43,268.92 AUD	71.13%	New South Wales	New	VOLKSWAGEN	Consumer Loan	-	AUD	-	AUD	-	AUD	-	AUD
401	07/2014	08/2019	62,580.51 AUD	52,676.45 AUD	52,676.45 AUD	205.00 AUD	52,676.45 AUD	52,676.45 AUD	84.61%	New South Wales	Used	ALDI	Consumer Loan	-	AUD	-	AUD	-	AUD	-	AUD
402	08/2015	08/2019	10,784.32 AUD	7,732.48 AUD	6,669.54 AUD	-	6,669.54 AUD	6,669.54 AUD	61.75%	Western Australia	Used	HYUNDAI	Consumer Loan	-	AUD	-	AUD	-	AUD	-	AUD
403	11/2015	08/2019	6,176.39 AUD	6,146.50 AUD	6,146.50 AUD	6,185.22 AUD	6,146.50 AUD	6,146.50 AUD	11.77%	Queensland	Used	MAZDA	Consumer Loan	-	AUD	-	AUD	-	AUD	-	AUD
404	06/2016	08/2019	16,916.36 AUD	14,606.02 AUD	14,606.02 AUD	11,100.00 AUD	14,606.02 AUD	14,606.02 AUD	22.16%	New South Wales	New	VOLKSWAGEN	Consumer Loan	-	AUD	-	AUD	-	AUD	-	AUD
405	06/2016	08/2019	13,684.62 AUD	10,866.57 AUD	7,401.28 AUD	-	7,401.28 AUD	7,401.28 AUD	54.16%	Northern Territory	Used	HOLDEN	Consumer Loan	-	AUD	-	AUD	-	AUD	-	AUD
406	08/2016	08/2019	34,761.06 AUD	34,766.96 AUD	34,523.51 AUD	27,246.30 AUD	34,523.51 AUD	34,523.51 AUD	38.80%	Victoria	New	ALDI	Consumer Loan	-	AUD	-	AUD	-	AUD	-	AUD
407	09/2016	08/2019	59,265.25 AUD	48,821.44 AUD	25,124.22 AUD	205.00 AUD	25,124.22 AUD	25,124.22 AUD	42.75%	New South Wales	New	VOLKSWAGEN	Consumer Loan	-	AUD	-	AUD	-	AUD	-	AUD
408	01/2017	08/2019	19,362.11 AUD	17,089.08 AUD	10,387.44 AUD	-	10,387.44 AUD	10,387.44 AUD	53.83%	Queensland	Used	MITSUBISHI	Consumer Loan	-	AUD	-	AUD	-	AUD	-	AUD
409	02/2017	08/2019	15,972.29 AUD	11,393.44 AUD	4,285.45 AUD	-	4,285.45 AUD	4,285.45 AUD	26.83%	New South Wales	New	RENAULT	Consumer Loan	-	AUD	-	AUD	-	AUD	-	AUD
410	02/2017	08/2019	14,597.98 AUD	7,694.68 AUD	3,585.98 AUD	150.44 AUD	3,585.98 AUD	3,585.98 AUD	24.6%	Queensland	Used	JEEP	Consumer Loan	-	AUD	-	AUD	-	AUD	-	AUD
411	03/2017	08/2019	17,541.08 AUD	20,323.86 AUD	20,323.86 AUD	-	20,323.86 AUD	20,323.86 AUD	35.32%	Queensland	New	ALDI	Consumer Loan	-	AUD	-	AUD	-	AUD	-	AUD
412	06/2017	08/2019	14,182.77 AUD	12,548.88 AUD	7,399.75 AUD	2,025.84 AUD	7,399.75 AUD	7,399.75 AUD	51.71%	Tasmania	Used	KIA	Consumer Loan	-	AUD	-	AUD	-	AUD	-	AUD
413	09/2017	08/2019	12,477.31 AUD	9,953.51 AUD	5,412.62 AUD	2,025.84 AUD	5,412.62 AUD	5,412.62 AUD	27.15%	Tasmania	Used	SUZUKI	Consumer Loan	-	AUD	-	AUD	-	AUD	-	AUD
414	10/2017	08/2019	36,481.14 AUD	34,849.88 AUD	26,759.62 AUD	301.26 AUD	26,759.62 AUD	26,759.62 AUD	73.72%	Queensland	Used	ALDI	Consumer Loan	-	AUD	-	AUD	-	AUD	-	AUD
415	10/2017	08/2019	38,477.69 AUD	35,368.99 AUD	16,673.54 AUD	-	16,673.54 AUD	16,673.54 AUD	43.33%	Queensland	New	HYUNDAI	Consumer Loan	-	AUD	-	AUD	-	AUD	-	AUD
416	12/2017	08/2019	27,197.81 AUD	23,167.75 AUD	17,346.13 AUD	-	17,346.13 AUD	17,346.13 AUD	63.76%	Queensland	Used	HOLDEN	Consumer Loan	-	AUD	-	AUD	-	AUD	-	AUD
417	01/2018	08/2019	6,660.96 AUD	35,737.03 AUD	19,234.92 AUD	914.46 AUD	19,234.92 AUD	19,234.92 AUD	45.02%	New South Wales	Used	HOLDEN	Consumer Loan	-	AUD	-	AUD	-	AUD	-	AUD
418	01/2018	08/2019	41,669.11 AUD	39,020.03 AUD	19,817.36 AUD	-	19,817.36 AUD	19,817.36 AUD	48.27%	New South Wales	New	VOLKSWAGEN	Consumer Loan	-	AUD	-	AUD	-	AUD	-	AUD
419	01/2018	08/2019	52,187.31 AUD	52,064.42 AUD	52,064.42 AUD	52,372.39 AUD	52,064.42 AUD	52,064.42 AUD	100.30%	New South Wales	Used	MERCEDES BENZ	Consumer Loan	-	AUD	-	AUD	-	AUD	-	AUD
420	02/2018	08/2019	85,391.33 AUD	80,501.46 AUD	98,501.46 AUD	1,472,250 AUD	98,501.46 AUD	98,501.46 AUD	111.18%	New South Wales	Used	MERCEDES BENZ	Consumer Loan	-	AUD	-	AUD	-	AUD	-	AUD
421	03/2018	08/2019	51,002.69 AUD	51,660.28 AUD	11,693.62 AUD	-	11,693.62 AUD	11,693.62 AUD	154.61%	New South Wales	New	VOLKSWAGEN	Consumer Loan	-	AUD	-	AUD	-	AUD	-	AUD
422	04/2018	08/2019	42,520.34 AUD	41,529.51 AUD	22,452.07 AUD	822.91 AUD	21,629.16 AUD	21,629.16 AUD	50.87%	Western Australia	Used	TOYOTA	Consumer Loan	-	AUD	-	AUD	-	AUD	-	AUD
423	05/2018	08/2019	89,862.13 AUD	89,862.13 AUD	32,585.73 AUD	-	32,585.73 AUD	32,585.73 AUD	36.16%	New South Wales	New	ALDI	Consumer Loan	-	AUD	-	AUD	-	AUD	-	AUD
424	06/2018	08/2019	9,426.67 AUD	8,942.67 AUD	6,940.84 AUD	-	6,940.84 AUD	6,940.84 AUD	73.61%	Victoria	Used	TOYOTA	Consumer Loan	-	AUD	-	AUD	-	AUD	-	AUD
425	07/2018	08/2019	71,028.15 AUD	71,028.15 AUD	11,667.39 AUD	72,693.45 AUD	11,667.39 AUD	11,667.39 AUD	16.43%	New South Wales	Used	VOLKSWAGEN	Consumer Loan	-	AUD	-	AUD	-	AUD	-	AUD
426	06/2018	08/2019	14,684.63 AUD	14,584.47 AUD	14,584.47 AUD	4,257.40 AUD	14,584.47 AUD	14,584.47 AUD	70.33%	Queensland	Used	KIA	Consumer Loan	-	AUD	-	AUD	-	AUD	-	AUD
427	06/2018	08/2019	39,842.54 AUD	35,267.77 AUD	22,714.62 AUD	2,727.79 AUD	20,057.03 AUD	20,057.03 AUD	55.96%	New South Wales	Used	KIA	Consumer Loan	-	AUD	-	AUD	-	AUD	-	AUD
428	06/2018	08/2019	75,818.67 AUD	74,648.44 AUD	23,104.84 AUD	-	23,104.84 AUD	23,104.84 AUD	30.47%	Western Australia	Used	TOYOTA	Consumer Loan	-	AUD	-	AUD	-	AUD	-	AUD
429	07/2018	08/2019	14,308.14 AUD	14,807.37 AUD	9,369.39 AUD	-	9,369.39 AUD	9,369.39 AUD	65.48%	Tasmania	Used	VOLKSWAGEN	Consumer Loan	-	AUD	-	AUD	-	AUD	-	AUD
430	07/2018	08/2019	31,824.50 AUD	29,262.14 AUD	11,483.14 AUD	9,889.95 AUD	11,483.14 AUD	11,483.14 AUD	34.4%	Western Australia	Used	TOYOTA	Consumer Loan	-	AUD	-	AUD	-	AUD	-	AUD
431	07/2018	08/2019	28,366.65 AUD	30,676.54 AUD	30,676.54 AUD	13,963.05 AUD	30,676.54 AUD	30,676.54 AUD	57.66%	Victoria	New	VOLKSWAGEN	Consumer Loan	-	AUD	-	AUD	-	AUD	-	AUD
432	08/2018	08/2019	24,506.42 AUD	24,136.66 AUD	24,136.66 AUD	31,086.00 AUD	24,136.66 AUD	24,136.66 AUD	31.08%	Western Australia	Used	TOYOTA	Consumer Loan	-	AUD	-	AUD	-	AUD	-	AUD
433	08/2018	08/2019	44,177.28 AUD	40,731.06 AUD	21,064.92 AUD	-	21,064.92 AUD	21,064.92 AUD	47.68%	Victoria	New	HOLDEN	Consumer Loan	-	AUD	-	AUD	-	AUD	-	AUD
434	09/2018	08/2019	39,696.36 AUD	39,696.36 AUD	26,361.48 AUD	-	26,361.48 AUD	26,361.48 AUD	66.43%	New South Wales	Used	ALDI	Consumer Loan	-	AUD	-	AUD	-	AUD	-	AUD
435	12/2018	08/2019	86,363.70 AUD	82,960.48 AUD	34,960.68 AUD	1440.00 AUD	35,000.68 AUD	35,000.68 AUD	40.52%	Victoria	New	CHEVROLET	Consumer Loan	-	AUD	-	AUD	-	AUD	-	AUD
436	01/2019	08/2019	4,863.96 AUD	5,006.96 AUD	5,006.96 AUD	77.00 AUD	5,006.96 AUD	5,006.96 AUD	100.76%	Queensland	Used	VOLKSWAGEN	Consumer Loan	-	AUD	-	AUD	-	AUD	-	AUD
437	06/2019	08/2019	15,732.26 AUD	9,934.12 AUD	9,934.12 AUD	-	9,934.12 AUD	9,934.12 AUD	63.14%	New South Wales	New	MITSUBISHI	Consumer Loan	-	AUD	-	AUD	-	AUD	-	AUD
438	10/2019	08/2019	27,276.81 AUD	28,742.22 AUD	9,397.89 AUD	4,370.00 AUD	9,397.89 AUD	9,397.89 AUD	34.52%	Queensland	New	VOLKSWAGEN	Consumer Loan	-	AUD	-	AUD	-	AUD	-	AUD
439	11/2019	08/2019	20,032.97 AUD	3,080.29 AUD	3,080.29 AUD	-	3,080.29 AUD	3,080.29 AUD	15.38%	Victoria	Used	VOLKSWAGEN	Consumer Loan	-	AUD	-	AUD	-	AUD	-	AUD
440	01/2014	08/2019	6,283.87 AUD	2,466.57 AUD	2,562.07 AUD	566.00 AUD	2,562.07 AUD	2,562.07 AUD	24.10%	New South Wales	Used	JEEP	Consumer Loan	-	AUD	-	AUD	-	AUD	-	AUD
441	04/2014	08/2019	35,125.12 AUD	35,766.96 AUD	35,766.96 AUD	35,966.27 AUD	35,766.96 AUD	35,766.96 AUD	-0.28%	New South Wales	Used	VOLKSWAGEN	Consumer Loan	-	AUD	-	AUD	-	AUD	-	AUD
442	06/2014	08/2019	22,162.89 AUD	20,386.26 AUD	6,985.42 AUD	-	6,985.42 AUD	6,985.42 AUD	31.53%	New South Wales	New	VOLKSWAGEN	Consumer Loan	-	AUD	-	AUD	-	AUD	-	AUD
443	10/2014	08/2019	23,191.129 AUD	23,191.129 AUD	5,451.49 AUD	-	5,451.49 AUD	5,451.49 AUD	0.00%	New South Wales	Used	ALDI	Consumer Loan	-	AUD	-	AUD	-	AUD	-	AUD
444	11/2014	08/2019	32,830.47 AUD	31,791.94 AUD	10,137.17 AUD	57.38 AUD	10,079.79 AUD	10,079.79 AUD	30.70%	New South Wales	New	VOLKSWAGEN	Consumer Loan	-	AUD	-	AUD	-	AUD	-	AUD
445	01/2015	08/2019	14,301.04 AUD	12,523.12 AUD	11,591.40 AUD	-	11,591.40 AUD	11,591.40 AUD	80.05%	Queensland	Used	VOLVO	Consumer Loan	-	AUD	-	AUD	-	AUD	-	AUD
446	04/2015	08/2019	15,269.60 AUD	13,957.54 AUD	9,144.21 AUD	-	9,144.21 AUD	9,144.21 AUD	59.93%	Victoria	New	FORD	Consumer Loan	-	AUD	-	AUD	-	AUD	-	AUD
447	06/2015	08/2019	28,568.86 AUD	27,258.36 AUD	27,021.21 AUD	25,541.59 AUD	27,021.21 AUD	27,021.21 AUD	9.81%	New South Wales	Used	VOLKSWAGEN	Consumer Loan	-	AUD	-	AUD	-	AUD	-	AUD
448	07/2015	08/2019	14,826.21 AUD	8,920.98 AUD	8,920.98 AUD	12,540.00 AUD	8,920.98 AUD	8,920.98 AUD	59.23%	New South Wales	Used	VOLKSWAGEN	Consumer Loan	-	AUD	-	AUD	-	AUD	-	AUD
449	11/2015	08/2019	27,860.98 AUD	9,603.81 AUD	5,976.32 AUD	-	5,976.32 AUD	5,976.32 AUD	27.31%	New South Wales	Used	TOYOTA	Consumer Loan	-	AUD	-	AUD	-	AUD	-	AUD
450	12/2015	08/2019	17,767.63 AUD	13,436.54 AUD	11,391.84 AUD	28.81 AUD	11,391.84 AUD	11,391.84 AUD	64.38%	New South Wales	Used	VOLKSWAGEN	Consumer Loan	-	AUD	-	AUD	-	AUD	-	AUD
451	03/2016	08/2019	37,668.94 AUD	33,763.46 AUD	16,276.58 AUD	-	16,276.58 AUD	16,276.58 AUD	43.22%	New South Wales	Used	ALDI	Consumer Loan	-	AUD	-	AUD	-	AUD	-	AUD
452	06/2016	08/2019	23,646.87 AUD	22,735.03 AUD	23,943.47 AUD	14,505.47 AUD	23,943.47 AUD	23,943.47 AUD	39.91%	Queensland	New	VOLKSWAGEN	Consumer Loan	-	AUD	-	AUD	-	AUD	-	AUD
453	06/2016																				

Contract Level Data

Net Salvage Recoveries By Contract By Month

No.	Month / Year of Origination	Month / Year of Net Salvage	Outstanding Damages Recoverable at Period End	ABS Gross Salvage Loss	ABS Net Salvage Loss	ABS Recoveries After Net Salvage	ABS Net Salvage Loss Recovered	Loss Percentage on Partial Balance	Geographical Location of Borrower	Vehicle Type (New/Used)	Vehicle Manufacturer	Product Type	Jan-16	Jan-16	Aug-16	Sep-16	Oct-16	Nov-16	
498	02/2016	10/2019	7,576.37 AUD	3,719.58 AUD	3,719.58 AUD	-	3,719.58 AUD	49.08%	New South Wales	Used	KIA	Chattel Mortgage	-	AUD	-	AUD	-	AUD	-
499	04/2016	10/2019	15,663.31 AUD	11,038.18 AUD	11,038.18 AUD	-	11,038.18 AUD	71.43%	Victoria	Used	HOLDEN	Chattel Mortgage	-	AUD	-	AUD	-	AUD	-
500	06/2016	10/2019	41,036.06 AUD	1,605.37 AUD	1,605.37 AUD	-	1,605.37 AUD	3.91%	New South Wales	Used	ALDI	Chattel Mortgage	-	AUD	-	AUD	-	AUD	-
501	06/2016	10/2019	20,141.48 AUD	8,691.52 AUD	8,691.52 AUD	-	8,691.52 AUD	42.65%	New South Wales	Used	ALDI	Chattel Mortgage	-	AUD	-	AUD	-	AUD	-
502	06/2016	10/2019	26,900.32 AUD	20,369.32 AUD	5,079.56 AUD	4,311.19 AUD	1,037.96 AUD	4.12%	New South Wales	Used	HONDA	Chattel Mortgage	-	AUD	-	AUD	-	AUD	-
503	01/2017	10/2019	14,303.11 AUD	161.17 AUD	17,074.69 AUD	137.19 AUD	17,074.69 AUD	1.870%	Australian Capital Territory	New	MERCEDES-BENZ	Chattel Mortgage	-	AUD	-	AUD	-	AUD	-
504	02/2017	10/2019	46,665.88 AUD	42,178.81 AUD	41,920.77 AUD	18,372.32 AUD	23,543.40 AUD	56.46%	New South Wales	Used	ALDI	Chattel Mortgage	-	AUD	-	AUD	-	AUD	-
505	04/2017	10/2019	18,307.48 AUD	15,337.53 AUD	846.38 AUD	-	846.38 AUD	4.60%	Victoria	Used	ALDI	Chattel Mortgage	-	AUD	-	AUD	-	AUD	-
506	06/2017	10/2019	39,836.87 AUD	88,674.24 AUD	60,192.10 AUD	-	60,192.10 AUD	51.30%	Victoria	New	ALDI	Chattel Mortgage	-	AUD	-	AUD	-	AUD	-
507	04/2017	10/2019	37,786.89 AUD	20,630.40 AUD	13,219.29 AUD	2,948.44 AUD	15,366.85 AUD	37.46%	Queensland	Used	HOLDEN	Chattel Mortgage	-	AUD	-	AUD	-	AUD	-
508	05/2017	10/2019	37,777.87 AUD	57,267.69 AUD	37,267.81 AUD	25,287.77 AUD	31,975.04 AUD	55.34%	New South Wales	Used	MERCEDES-BENZ	Chattel Mortgage	-	AUD	-	AUD	-	AUD	-
509	05/2017	10/2019	19,186.08 AUD	85,406.48 AUD	85,406.48 AUD	-	85,406.48 AUD	112.09%	New South Wales	Used	MERCEDES-BENZ	Chattel Mortgage	-	AUD	-	AUD	-	AUD	-
510	06/2017	10/2019	161,138.77 AUD	87,702.48 AUD	44,116.74 AUD	789.42 AUD	43,327.26 AUD	42.84%	Victoria	New	ALDI	Chattel Mortgage	-	AUD	-	AUD	-	AUD	-
511	05/2017	10/2019	26,455.04 AUD	24,479.20 AUD	24,353.50 AUD	9,545.50 AUD	14,808.00 AUD	55.97%	New South Wales	New	ALDI	Consumer Loan	-	AUD	-	AUD	-	AUD	-
512	06/2017	10/2019	64,414.62 AUD	53,974.16 AUD	53,424.11 AUD	52,853.25 AUD	62,886.86 AUD	9.98%	New South Wales	Used	ALDI	Chattel Mortgage	-	AUD	-	AUD	-	AUD	-
513	06/2017	10/2019	34,113.00 AUD	29,953.15 AUD	29,790.08 AUD	6,545.50 AUD	23,155.58 AUD	67.88%	New South Wales	Used	JEEP	Chattel Mortgage	-	AUD	-	AUD	-	AUD	-
514	06/2017	10/2019	35,477.18 AUD	23,927.18 AUD	16,435.31 AUD	-	16,435.31 AUD	64.66%	New South Wales	Used	ALDI	Chattel Mortgage	-	AUD	-	AUD	-	AUD	-
515	10/2017	10/2019	72,190.77 AUD	72,399.20 AUD	11,399.72 AUD	92.23 AUD	11,307.49 AUD	15.66%	Victoria	New	ALDI	Chattel Mortgage	-	AUD	-	AUD	-	AUD	-
516	10/2017	10/2019	32,342.06 AUD	32,747.18 AUD	15,855.47 AUD	495.32 AUD	15,360.15 AUD	47.49%	Queensland	New	VOLKSWAGEN	Chattel Mortgage	-	AUD	-	AUD	-	AUD	-
517	12/2017	10/2019	37,388.91 AUD	34,453.67 AUD	23,269.48 AUD	-	23,269.48 AUD	62.24%	Queensland	Used	HOLDEN	Chattel Mortgage	-	AUD	-	AUD	-	AUD	-
518	12/2017	10/2019	8,817.69 AUD	6,826.37 AUD	6,876.69 AUD	12,996.59 AUD	16,874.56 AUD	196.14%	New South Wales	Used	HYUNDAI	Chattel Mortgage	-	AUD	-	AUD	-	AUD	-
519	01/2018	10/2019	22,024.83 AUD	19,846.95 AUD	19,189.05 AUD	612.11 AUD	18,576.94 AUD	84.35%	Queensland	Used	VOLKSWAGEN	Consumer Loan	-	AUD	-	AUD	-	AUD	-
520	01/2018	10/2019	3,864.09 AUD	30,171.48 AUD	20,612.67 AUD	232.70 AUD	20,379.97 AUD	60.18%	Australian Capital Territory	Used	HOLDEN	Consumer Loan	-	AUD	-	AUD	-	AUD	-
521	02/2018	10/2019	110,564.44 AUD	100,104.18 AUD	50,949.24 AUD	17.17 AUD	50,949.24 AUD	46.08%	New South Wales	New	LAND ROVER	Chattel Mortgage	-	AUD	-	AUD	-	AUD	-
522	02/2018	10/2019	67,810.54 AUD	58,036.38 AUD	25,923.80 AUD	303.08 AUD	26,230.72 AUD	41.45%	Victoria	New	VOLKSWAGEN	Chattel Mortgage	-	AUD	-	AUD	-	AUD	-
523	02/2018	10/2019	57,825.30 AUD	57,439.86 AUD	57,439.86 AUD	64,227.93 AUD	6,788.08 AUD	-11.77%	Victoria	Used	ALDI	Chattel Mortgage	-	AUD	-	AUD	-	AUD	-
524	02/2018	10/2019	36,224.04 AUD	36,468.81 AUD	24,286.85 AUD	2,816.66 AUD	21,470.29 AUD	54.74%	Queensland	New	ISUZU	Chattel Mortgage	-	AUD	-	AUD	-	AUD	-
525	02/2018	10/2019	26,264.69 AUD	25,046.49 AUD	21,815.83 AUD	220.36 AUD	21,605.47 AUD	81.90%	New South Wales	Used	ALDI	Chattel Mortgage	-	AUD	-	AUD	-	AUD	-
526	04/2018	10/2019	226,860.55 AUD	234,273.20 AUD	237,243.18 AUD	16,027.00 AUD	243,270.19 AUD	106.30%	Victoria	Used	MERCEDES-BENZ	Chattel Mortgage	-	AUD	-	AUD	-	AUD	-
527	06/2018	10/2019	14,517.33 AUD	14,216.24 AUD	15,716.36 AUD	-	15,716.36 AUD	35.37%	Victoria	Used	MITSUBISHI	Chattel Mortgage	-	AUD	-	AUD	-	AUD	-
528	07/2018	10/2019	13,466.48 AUD	14,403.48 AUD	13,209.49 AUD	-	13,209.49 AUD	60.24%	Queensland	Used	ALDI	Chattel Mortgage	-	AUD	-	AUD	-	AUD	-
529	10/2018	10/2019	16,342.46 AUD	8,277.22 AUD	8,277.22 AUD	8,277.22 AUD	8,277.22 AUD	37.24%	Queensland	Used	ALDI	Chattel Mortgage	-	AUD	-	AUD	-	AUD	-
530	06/2018	10/2019	31,762.89 AUD	59,897.58 AUD	54,861.35 AUD	32,474.83 AUD	22,404.72 AUD	43.29%	New South Wales	Used	FORD	Chattel Mortgage	-	AUD	-	AUD	-	AUD	-
531	06/2018	10/2019	103,411.83 AUD	111,879.23 AUD	109,746.35 AUD	90,244.89 AUD	19,501.46 AUD	18.86%	New South Wales	New	TOYOTA	Chattel Mortgage	-	AUD	-	AUD	-	AUD	-
532	06/2018	10/2019	15,397.36 AUD	15,397.36 AUD	8,699.49 AUD	24,007.99 AUD	8,699.49 AUD	56.29%	Victoria	Used	BUICK	Chattel Mortgage	-	AUD	-	AUD	-	AUD	-
533	10/2018	10/2019	37,111.95 AUD	36,930.42 AUD	22,012.42 AUD	628.91 AUD	21,083.55 AUD	56.81%	Queensland	New	LDV	Chattel Mortgage	-	AUD	-	AUD	-	AUD	-
534	06/2018	10/2019	46,843.96 AUD	46,772.42 AUD	38,181.27 AUD	38,181.27 AUD	46,772.42 AUD	98.36%	Australian Capital Territory	New	ALDI	Chattel Mortgage	-	AUD	-	AUD	-	AUD	-
535	10/2018	10/2019	41,110.12 AUD	37,918.17 AUD	16,988.43 AUD	1,356.30 AUD	16,642.13 AUD	38.05%	Australian Capital Territory	Used	VOLKSWAGEN	Consumer Loan	-	AUD	-	AUD	-	AUD	-
536	10/2018	10/2019	27,880.00 AUD	27,880.00 AUD	11,707.74 AUD	-	11,707.74 AUD	41.98%	New South Wales	Used	ALDI	Chattel Mortgage	-	AUD	-	AUD	-	AUD	-
537	11/2018	10/2019	27,135.33 AUD	21,177.87 AUD	23,358.49 AUD	9,456.27 AUD	13,902.22 AUD	62.81%	Queensland	New	HYUNDAI	Chattel Mortgage	-	AUD	-	AUD	-	AUD	-
538	11/2018	10/2019	39,844.34 AUD	41,832.83 AUD	41,832.83 AUD	41,232.88 AUD	600.32 AUD	1.54%	Tasmania	Used	ALDI	Chattel Mortgage	-	AUD	-	AUD	-	AUD	-
539	01/2019	10/2019	76,526.74 AUD	74,506.36 AUD	31,201.45 AUD	2,032.29 AUD	29,171.16 AUD	37.15%	Northern Territory	Used	BMW	Chattel Mortgage	-	AUD	-	AUD	-	AUD	-
540	06/2019	10/2019	36,866.85 AUD	36,866.85 AUD	15,166.86 AUD	15,166.86 AUD	42,996.85 AUD	116.63%	Queensland	Used	ALDI	Chattel Mortgage	-	AUD	-	AUD	-	AUD	-
541	06/2012	11/2019	4,310.37 AUD	4,021.62 AUD	4,416.83 AUD	(205.00 AUD)	4,621.83 AUD	107.23%	Victoria	New	VOLKSWAGEN	Consumer Loan	-	AUD	-	AUD	-	AUD	-
542	02/2013	11/2019	4,228.80 AUD	4,047.39 AUD	4,047.39 AUD	-	4,047.39 AUD	95.76%	Victoria	Used	BUZURI	Consumer Loan	-	AUD	-	AUD	-	AUD	-
543	12/2013	11/2019	3,880.58 AUD	1,062.77 AUD	1,062.77 AUD	407.27 AUD	675.50 AUD	17.41%	Queensland	Used	ALDI	Consumer Loan	-	AUD	-	AUD	-	AUD	-
544	03/2014	11/2019	6,860.51 AUD	367.51 AUD	367.51 AUD	619.91 AUD	(282.40 AUD)	-4.08%	New South Wales	New	VOLKSWAGEN	Consumer Loan	-	AUD	-	AUD	-	AUD	-
545	04/2014	11/2019	1,665.47 AUD	2,217.47 AUD	2,217.47 AUD	2,170.24 AUD	1,493.17 AUD	89.11%	Victoria	Used	VOLKSWAGEN	Chattel Mortgage	-	AUD	-	AUD	-	AUD	-
546	06/2014	11/2019	24,722.39 AUD	20,826.38 AUD	-	145.20 AUD	(146,269.00 AUD)	-6.99%	Queensland	New	ALDI	Chattel Mortgage	-	AUD	-	AUD	-	AUD	-
547	06/2014	11/2019	14,746.26 AUD	9,615.26 AUD	4,021.47 AUD	170.24 AUD	3,844.43 AUD	25.05%	Queensland	New	ALDI	Chattel Mortgage	-	AUD	-	AUD	-	AUD	-
548	06/2014	11/2019	3,362.96 AUD	996.76 AUD	996.76 AUD	1,026.25 AUD	139.50 AUD	-1.19%	New South Wales	Used	HOLDEN	Chattel Mortgage	-	AUD	-	AUD	-	AUD	-
549	06/2014	11/2019	4,824.08 AUD	2,354.21 AUD	2,354.21 AUD	2,068.51 AUD	283.00 AUD	5.93%	Victoria	Used	ALDI	Chattel Mortgage	-	AUD	-	AUD	-	AUD	-
550	11/2014	11/2019	2,868.70 AUD	2,631.03 AUD	2,631.03 AUD	-	2,631.03 AUD	97.60%	Queensland	Used	BUZURI	Consumer Loan	-	AUD	-	AUD	-	AUD	-
551	02/2015	11/2019	51,121.24 AUD	19,736.28 AUD	15,387.44 AUD	911.49 AUD	14,875.95 AUD	60.15%	Western Australia	Used	MITSUBISHI	Consumer Loan	-	AUD	-	AUD	-	AUD	-
552	03/2015	11/2019	5,588.47 AUD	5,886.97 AUD	5,886.97 AUD	-	5,886.97 AUD	105.32%	Victoria	Used	HOLDEN	Chattel Mortgage	-	AUD	-	AUD	-	AUD	-
553	07/2015	11/2019	25,487.49 AUD	15,325.52 AUD	5,699.23 AUD	2,205.00 AUD	3,490.43 AUD	13.69%	Queensland	Used	FOTON	Consumer Loan	-	AUD	-	AUD	-	AUD	-
554	06/2015	11/2019	15,225.68 AUD	8,717.22 AUD	8,717.22 AUD	136.34 AUD	8,580.98 AUD	56.36%	Queensland	Used	TOYOTA	Chattel Mortgage	-	AUD	-	AUD	-	AUD	-
555	09/2015	11/2019	44,471.64 AUD	44,471.64 AUD	38,453.81 AUD	-	38,453.81 AUD	86.48%	New South Wales	Used	ALDI	Consumer Loan	-	AUD	-	AUD	-	AUD	-
556	12/2015	11/2019	12,481.54 AUD	11,885.47 AUD	11,885.47 AUD	12,565.27 AUD	(709.80 AUD)	-5.67%	Queensland	New	JEEP	Chattel Mortgage	-	AUD	-	AUD	-	AUD	-
557	05/2016	11/2019	16,934.18 AUD	13,184.44 AUD	13,347.11 AUD	225.10 AUD	13,122.01 AUD	77.49%	Australian Capital Territory	Used	NISSAN	Consumer Loan	-	AUD	-	AUD	-	AUD	-
558	06/2016	11/2019	20,787.39 AUD	20,162.93 AUD	8,585.01 AUD	-	8,585.01 AUD	41.32%	New South Wales	Used	BUZURI	Chattel Mortgage	-	AUD	-	AUD	-	AUD	-
559	09/2016	11/2019	60,780.81 AUD	51,550.58 AUD	28,055.57 AUD	764.15 AUD	27,291.42 AUD	44.90%	Queensland	New	VOLKSWAGEN	Chattel Mortgage	-	AUD	-	AUD	-	AUD	-
560	08/2016	11/2019	12,671.23 AUD	12,438.68 AUD	12,438.68 AUD	12,945.57 AUD	(2,464.59 AUD)	-17.49%	Queensland	Used	ALDI	Chattel Mortgage	-	AUD	-	AUD	-	AUD	-
561	10/2016	11/2019	8,662.76 AUD	83,084.63 AUD	30,658.40 AUD	-	30,658.40 AUD	35.73%	Victoria	New	MASERATI	Chattel Mortgage	-	AUD	-	AUD	-	AUD	-
562	06/2016	11/2019	36,446.99 AUD	46,839.90 AUD	16,831.97 AUD	-	16,831.97 AUD	36.26%	New South Wales	Used	ALDI	Chattel Mortgage	-	AUD	-	AUD	-	AUD	-
563	11/2016	11/2019	21,357.99 AUD	22,416.18 AUD	6,436.19 AUD</														

Contract Level Data

Net Salvage Recoveries By Asset Class By Month

No.	Month / Year of Origination	Month / Year of Net Salvage	Outstanding Debtor's Recoveries at Period End	ABS Gross Salvage Loss	ABS Net Salvage Loss	ABS Salvage Loss	ABS Recoveries After Net Salvage	ABS Net Salvage Loss	Loss Percentage on Pooled Balance	Geographical Location of Borrower	Vehicle Type (New/Used)	Vehicle Manufacturer	Product Type	Jan-16	Jan-16	Aug-16	Sep-16	Oct-16	Nov-16		
606	10/2017	12/2019	39,219.87 AUD	33,944.11 AUD	137,714.10 AUD	-	AUD	137,714.10 AUD	36.88%	New South Wales	New	FORD	Chattel Mortgage	-	AUD	-	AUD	-	AUD	-	AUD
607	02/2018	12/2019	215,716.64 AUD	214,426.40 AUD	158,106.39 AUD	-	AUD	158,106.39 AUD	28.16%	New South Wales	Used	SAAB	Chattel Mortgage	-	AUD	-	AUD	-	AUD	-	AUD
610	02/2018	12/2019	57,168.08 AUD	55,240.48 AUD	55,756.90 AUD	7,518.83 AUD	63,275.73 AUD	110.70%	New South Wales	Used	MERCEDES BENZ	Chattel Mortgage	-	AUD	-	AUD	-	AUD	-	AUD	
611	02/2018	12/2019	11,281,178.19 AUD	8,266,111.78 AUD	5,850,172.40 AUD	150.37 AUD	5,850,322.77 AUD	50.03%	Australian Capital Territory	Used	VOLKSWAGEN	Consumer Loan	-	AUD	-	AUD	-	AUD	-	AUD	
612	02/2018	12/2019	15,946.43 AUD	15,946.43 AUD	3,646.48 AUD	-	AUD	3,646.48 AUD	22.87%	New South Wales	New	VOLKSWAGEN	Chattel Mortgage	-	AUD	-	AUD	-	AUD	-	AUD
613	02/2018	12/2019	13,296,291.74 AUD	13,296,291.74 AUD	6,487.18 AUD	-	AUD	6,487.18 AUD	0.05%	New South Wales	Used	VOLKSWAGEN	Consumer Loan	-	AUD	-	AUD	-	AUD	-	AUD
614	04/2018	12/2019	38,816.67 AUD	31,999.63 AUD	31,999.63 AUD	5,800.00 AUD	37,499.58 AUD	81.15%	Western Australia	Used	HYUNDAI	Consumer Loan	-	AUD	-	AUD	-	AUD	-	AUD	
615	02/2018	12/2019	13,763.83 AUD	11,553.83 AUD	7,000.00 AUD	5,000.00 AUD	12,553.83 AUD	2.00%	Victoria	Used	NISSAN	Consumer Loan	-	AUD	-	AUD	-	AUD	-	AUD	
616	06/2018	12/2019	48,238.69 AUD	42,187.83 AUD	16,006.36 AUD	-	AUD	16,006.36 AUD	37.33%	New South Wales	New	RENAULT	Chattel Mortgage	-	AUD	-	AUD	-	AUD	-	AUD
617	02/2018	12/2019	26,742.87 AUD	26,735.40 AUD	26,066.04 AUD	102.46%	Victoria	Used	102.46%	New South Wales	Used	MERCEDES BENZ	Chattel Mortgage	-	AUD	-	AUD	-	AUD	-	AUD
618	06/2018	12/2019	24,476.17 AUD	20,257.41 AUD	9,503.99 AUD	17,331.81 AUD	7,770.18 AUD	31.74%	Australian Capital Territory	New	HONDA	Consumer Loan	-	AUD	-	AUD	-	AUD	-	AUD	
619	06/2018	12/2019	5,061.26 AUD	634.96 AUD	634.96 AUD	177.00 AUD	454.96 AUD	8.99%	Tasmania	Used	HYUNDAI	Consumer Loan	-	AUD	-	AUD	-	AUD	-	AUD	
620	06/2018	12/2019	46,816.47 AUD	46,816.47 AUD	23,491.25 AUD	-	AUD	23,491.25 AUD	50.21%	Tasmania	New	FORD	Chattel Mortgage	-	AUD	-	AUD	-	AUD	-	AUD
621	06/2018	12/2019	17,419.02 AUD	16,514.54 AUD	10,706.11 AUD	-	AUD	10,706.11 AUD	61.46%	New South Wales	Used	AUDI	Chattel Mortgage	-	AUD	-	AUD	-	AUD	-	AUD
622	06/2018	12/2019	26,145.58 AUD	26,117.47 AUD	20,886.14 AUD	347.71 AUD	20,465.43 AUD	78.50%	New South Wales	Used	SKODA	Consumer Loan	-	AUD	-	AUD	-	AUD	-	AUD	
623	06/2018	12/2019	24,260.63 AUD	24,260.63 AUD	9,801.15 AUD	-	AUD	9,801.15 AUD	40.81%	Queensland	New	TOYOTA	Chattel Mortgage	-	AUD	-	AUD	-	AUD	-	AUD
624	06/2018	12/2019	42,228.98 AUD	40,863.20 AUD	23,462.76 AUD	367.77 AUD	23,566.95 AUD	56.28%	New South Wales	Used	NISSAN	Consumer Loan	-	AUD	-	AUD	-	AUD	-	AUD	
625	11/2018	12/2019	11,683.16 AUD	10,930.52 AUD	6,588.07 AUD	-	AUD	6,588.07 AUD	56.39%	Western Australia	Used	TOYOTA	Chattel Mortgage	-	AUD	-	AUD	-	AUD	-	AUD
626	11/2018	12/2019	26,922.18 AUD	16,978.05 AUD	12,875.00 AUD	12,875.00 AUD	5,103.52 AUD	19.64%	New South Wales	New	KIA	Consumer Loan	-	AUD	-	AUD	-	AUD	-	AUD	
627	11/2018	12/2019	20,910.65 AUD	21,781.33 AUD	22,048.03 AUD	1,017.73 AUD	21,031.24 AUD	100.58%	Victoria	Used	FORD	Consumer Loan	-	AUD	-	AUD	-	AUD	-	AUD	
628	02/2019	12/2019	41,818.85 AUD	28,789.88 AUD	233.35 AUD	28,789.88 AUD	26,952.71 AUD	62.79%	New South Wales	New	VOLKSWAGEN	Consumer Loan	-	AUD	-	AUD	-	AUD	-	AUD	
629	02/2019	12/2019	4,626.82 AUD	42,126.15 AUD	32,554.41 AUD	27,190.84 AUD	5,363.57 AUD	12.02%	New South Wales	New	VOLKSWAGEN	Chattel Mortgage	-	AUD	-	AUD	-	AUD	-	AUD	
630	04/2014	01/2020	44,636.40 AUD	32,770.33 AUD	32,770.33 AUD	33,467.25 AUD	1686.90 AUD	-	1.54%	New South Wales	New	AUDI	Chattel Mortgage	-	AUD	-	AUD	-	AUD	-	AUD
631	07/2014	01/2020	17,795.73 AUD	18,442.97 AUD	17,553.19 AUD	4,165.33 AUD	13,384.86 AUD	61.40%	Victoria	Used	VOLKSWAGEN	Consumer Loan	-	AUD	-	AUD	-	AUD	-	AUD	
632	08/2014	01/2020	5,966.68 AUD	45.48 AUD	351.43 AUD	-	AUD	351.43 AUD	6.20%	New South Wales	New	AUDI	Chattel Mortgage	-	AUD	-	AUD	-	AUD	-	AUD
633	08/2015	01/2020	9,723.22 AUD	10,300.40 AUD	10,055.32 AUD	11,673.05 AUD	1,617.53 AUD	-	16.64%	Victoria	Used	HOLDEN	Consumer Loan	-	AUD	-	AUD	-	AUD	-	AUD
634	10/2015	01/2020	86,032.22 AUD	42,861.46 AUD	30,172.02 AUD	-	AUD	30,172.02 AUD	51.99%	Queensland	New	VOLKSWAGEN	Consumer Loan	-	AUD	-	AUD	-	AUD	-	AUD
635	10/2015	01/2020	51,723.64 AUD	2,801.02 AUD	2,801.02 AUD	1,678.78 AUD	1,172.26 AUD	-	2.27%	Western Australia	New	VOLKSWAGEN	Chattel Mortgage	-	AUD	-	AUD	-	AUD	-	AUD
636	04/2016	01/2020	27,660.45 AUD	17,705.65 AUD	17,705.65 AUD	50.86 AUD	17,614.69 AUD	6.21%	Australian Capital Territory	New	HYUNDAI	Consumer Loan	-	AUD	-	AUD	-	AUD	-	AUD	
637	06/2016	01/2020	63,022.56 AUD	5,941.50 AUD	5,941.50 AUD	1,200.00 AUD	4,741.50 AUD	10.30%	New South Wales	Used	HYUNDAI	Consumer Loan	-	AUD	-	AUD	-	AUD	-	AUD	
638	06/2016	01/2020	11,946.07 AUD	1,437.40 AUD	1,437.40 AUD	-	AUD	1,437.40 AUD	12.03%	Australian Capital Territory	Used	TOYOTA	Chattel Mortgage	-	AUD	-	AUD	-	AUD	-	AUD
639	07/2016	01/2020	26,051.03 AUD	17,781.48 AUD	88.52 AUD	17,862.22 AUD	88.52 AUD	16.80%	Australian Capital Territory	Used	TOYOTA	Chattel Mortgage	-	AUD	-	AUD	-	AUD	-	AUD	
640	07/2016	01/2020	24,995.08 AUD	3,820.94 AUD	1,820.94 AUD	1,076.41 AUD	2,744.53 AUD	10.88%	Australian Capital Territory	Used	VOLKSWAGEN	Consumer Loan	-	AUD	-	AUD	-	AUD	-	AUD	
641	08/2016	01/2020	24,020.84 AUD	13,336.22 AUD	8,735.32 AUD	10,431.31 AUD	8,631.21 AUD	36.33%	Queensland	Used	FORD	Consumer Loan	-	AUD	-	AUD	-	AUD	-	AUD	
642	10/2016	01/2020	16,397,778.86 AUD	16,275,378.86 AUD	16,275,378.86 AUD	8,116.57 AUD	16,283,955.43 AUD	0.05%	Western Australia	New	NISSAN	Consumer Loan	-	AUD	-	AUD	-	AUD	-	AUD	
643	10/2016	01/2020	17,703.35 AUD	9,222.73 AUD	7,121.87 AUD	-	AUD	7,121.87 AUD	39.78%	New South Wales	Used	TOYOTA	Consumer Loan	-	AUD	-	AUD	-	AUD	-	AUD
644	11/2016	01/2020	13,345.46 AUD	27,657.17 AUD	27,657.17 AUD	1,277.88 AUD	26,379.29 AUD	20.86%	Queensland	Used	HOLDEN	Consumer Loan	-	AUD	-	AUD	-	AUD	-	AUD	
645	01/2017	01/2020	11,803.71 AUD	1,533.07 AUD	1,533.07 AUD	1,051.62 AUD	481.45 AUD	4.07%	Queensland	Used	HOLDEN	Consumer Loan	-	AUD	-	AUD	-	AUD	-	AUD	
646	01/2017	01/2020	22,327.36 AUD	23,088.36 AUD	23,088.36 AUD	2,437.11 AUD	22,641.25 AUD	22.64%	New South Wales	Used	SUBARU	Consumer Loan	-	AUD	-	AUD	-	AUD	-	AUD	
647	01/2017	01/2020	44,216.36 AUD	5,950.79 AUD	5,950.79 AUD	5,950.79 AUD	-	13.48%	New South Wales	New	HOLDEN	Consumer Loan	-	AUD	-	AUD	-	AUD	-	AUD	
648	01/2017	01/2020	24,465.13 AUD	2,438.46 AUD	2,438.46 AUD	2,438.46 AUD	-	10.00%	Victoria	Used	VOLVO	Chattel Mortgage	-	AUD	-	AUD	-	AUD	-	AUD	
649	04/2017	01/2020	36,125.69 AUD	10,585.61 AUD	10,585.61 AUD	2,403.48 AUD	8,092.13 AUD	23.04%	New South Wales	New	MTSUBISHI	Chattel Mortgage	-	AUD	-	AUD	-	AUD	-	AUD	
650	04/2018	01/2020	24,681,708.68 AUD	18,856,108.68 AUD	18,856,108.68 AUD	2,438.46 AUD	18,856,108.68 AUD	0.01%	New South Wales	Used	VOLVO	Chattel Mortgage	-	AUD	-	AUD	-	AUD	-	AUD	
651	05/2017	01/2020	7,248.92 AUD	7,248.92 AUD	-	AUD	7,248.92 AUD	27.69%	Queensland	New	VOLKSWAGEN	Consumer Loan	-	AUD	-	AUD	-	AUD	-	AUD	
652	06/2017	01/2020	18,804.23 AUD	2,427.58 AUD	2,427.58 AUD	-	AUD	2,427.58 AUD	14.46%	New South Wales	New	SUZUKI	Chattel Mortgage	-	AUD	-	AUD	-	AUD	-	AUD
653	10/2017	01/2020	45,302.98 AUD	40,663.27 AUD	8,535.38 AUD	-	AUD	8,535.38 AUD	18.82%	New South Wales	Used	FORD	Chattel Mortgage	-	AUD	-	AUD	-	AUD	-	AUD
654	01/2018	01/2020	20,265.33 AUD	4,199.18 AUD	4,199.18 AUD	-	AUD	4,199.18 AUD	20.68%	Australian Capital Territory	Used	PEUGEOT	Consumer Loan	-	AUD	-	AUD	-	AUD	-	AUD
655	01/2018	01/2020	17,653.63 AUD	7,142.13 AUD	7,142.13 AUD	-	AUD	7,142.13 AUD	40.48%	New South Wales	Used	FORD	Chattel Mortgage	-	AUD	-	AUD	-	AUD	-	AUD
656	01/2018	01/2020	36,862.70 AUD	6,831.12 AUD	6,831.12 AUD	-	AUD	6,831.12 AUD	22.21%	New South Wales	Used	SUZUKI	Chattel Mortgage	-	AUD	-	AUD	-	AUD	-	AUD
657	02/2018	01/2020	61,351,653.03 AUD	60,059.88 AUD	35,105.89 AUD	-	AUD	35,105.89 AUD	0.06%	Queensland	New	AUDI	Chattel Mortgage	-	AUD	-	AUD	-	AUD	-	AUD
658	01/2018	01/2020	13,996.22 AUD	5,301.41 AUD	5,301.41 AUD	2,010.04 AUD	3,291.37 AUD	28.19%	Queensland	Used	MAZDA	Consumer Loan	-	AUD	-	AUD	-	AUD	-	AUD	
659	02/2018	01/2020	32,797.71 AUD	30,674.23 AUD	20,933.48 AUD	-	AUD	20,933.48 AUD	32.35%	Victoria	Used	VOLVO	Chattel Mortgage	-	AUD	-	AUD	-	AUD	-	AUD
660	03/2018	01/2020	37,484.01 AUD	33,613.52 AUD	18,071.96 AUD	-	AUD	18,071.96 AUD	48.30%	Victoria	Used	AUDI	Chattel Mortgage	-	AUD	-	AUD	-	AUD	-	AUD
661	03/2018	01/2020	4,186.19 AUD	4,086.20 AUD	-	AUD	4,086.20 AUD	9.21%	Western Australia	Used	TOYOTA	Chattel Mortgage	-	AUD	-	AUD	-	AUD	-	AUD	
662	03/2018	01/2020	13,824.26 AUD	4,159.40 AUD	4,159.40 AUD	-	AUD	4,159.40 AUD	30.09%	New South Wales	Used	MAZDA	Chattel Mortgage	-	AUD	-	AUD	-	AUD	-	AUD
663	04/2018	01/2020	38,322.08 AUD	31,623.84 AUD	32,142.30 AUD	31,874.18 AUD	168.72 AUD	0.46%	New South Wales	New	JEFF	Consumer Loan	-	AUD	-	AUD	-	AUD	-	AUD	
664	03/2018	01/2020	70,360.30 AUD	15,793.24 AUD	15,793.24 AUD	11,165.40 AUD	4,627.84 AUD	14.88%	Queensland	New	VOLKSWAGEN	Consumer Loan	-	AUD	-	AUD	-	AUD	-	AUD	
665	05/2018	01/2020	40,775.52 AUD	38,243.82 AUD	24,414.48 AUD	-	AUD	24,414.48 AUD	59.88%	New South Wales	New	VOLKSWAGEN	Consumer Loan	-	AUD	-	AUD	-	AUD	-	AUD
666	06/2018	01/2020	19,848.87 AUD	19,848.87 AUD	20,207.88 AUD	1,418.11 AUD	18,229.77 AUD	104.22%	Victoria	Used	MAZDA	Consumer Loan	-	AUD	-	AUD	-	AUD	-	AUD	
667	06/2018	01/2020	29,797.32 AUD	5,674.60 AUD	5,674.60 AUD	2,413.31 AUD	3,261.29 AUD	10.34%	Queensland	Used	MTSUBISHI	Chattel Mortgage	-	AUD	-	AUD	-	AUD	-	AUD	
668	06/2018	01/2020	77,207.77 AUD	77,200.00 AUD	-	AUD	77,200.00 AUD	77.200.00 AUD	28.37%	New South Wales	Used	VOLVO	Consumer Loan	-	AUD	-	AUD	-	AUD	-	AUD
669	06/2018	01/2020	58,627.35 AUD	51,148.18 AUD	21,626.24 AUD	5,339.51 AUD	16,286.73 AUD	27.69%	Western Australia	Used	FORD	Consumer Loan	-	AUD	-	AUD	-	AUD	-	AUD	
670	06/2018	01/2020	42,115.86 AUD	42,849.81 AUD	42,849.81 AUD	4,423.36 AUD	38,426.45 AUD	95.99%	New South Wales	Used	VOLVO	Consumer Loan									

Contract Level Data

Net Salvage Recoveries By Contract By Month

No.	Year of Origination	Month / Year of Origination	Month / Year of Net Salvage	Outstanding Debtor's Recoveries	ABS Gross Salvage Loss	ABS Net Salvage Loss	ABS Recoveries After Net Salvage	Loss Percentage on Pooled Balance	Geographical Location of Borrower	Vehicle Type (New/Used)	Vehicle Manufacturer	Product Type	Jan-16	Jan-16	Aug-16	Sep-16	Oct-16	Nov-16
717	05/2018	02/2020	34,360.24 AUD	32,606.08 AUD	12,300.80 AUD	- AUD	12,300.80 AUD	36.81%	Queensland	New	MITSUBISHI	Chattel Mortgage	- AUD	- AUD	- AUD	- AUD	- AUD	- AUD
718	05/2018	02/2020	40,666.03 AUD	37,502.98 AUD	4,418.11 AUD	- AUD	4,418.11 AUD	10.86%	New South Wales	Used	TOYOTA	Chattel Mortgage	- AUD	- AUD	- AUD	- AUD	- AUD	- AUD
719	05/2018	02/2020	11,320.13 AUD	10,154.72 AUD	2,345.40 AUD	2,292.72 AUD	652.68 AUD	5.76%	New South Wales	Used	HONDA	Consumer Loan	- AUD	- AUD	- AUD	- AUD	- AUD	- AUD
720	05/2018	02/2020	20,788.22 AUD	19,316.48 AUD	4,266.84 AUD	- AUD	4,266.84 AUD	20.54%	Queensland	New	HYUNDAI	Chattel Mortgage	- AUD	- AUD	- AUD	- AUD	- AUD	- AUD
721	06/2018	02/2020	20,798.17 AUD	18,009.40 AUD	6,646.11 AUD	- AUD	6,646.11 AUD	31.96%	Queensland	New	HYUNDAI	Chattel Mortgage	- AUD	- AUD	- AUD	- AUD	- AUD	- AUD
722	06/2018	02/2020	60,768.26 AUD	50,769.38 AUD	40,639.48 AUD	- AUD	40,639.48 AUD	66.87%	Queensland	Used	VOLKSWAGEN	Chattel Mortgage	- AUD	- AUD	- AUD	- AUD	- AUD	- AUD
723	06/2018	02/2020	63,968.69 AUD	62,057.40 AUD	27,359.79 AUD	21,685.33 AUD	6,674.46 AUD	10.52%	Victoria	Used	LAND ROVER	Chattel Mortgage	- AUD	- AUD	- AUD	- AUD	- AUD	- AUD
724	07/2018	02/2020	57,461.57 AUD	57,047.27 AUD	21,847.55 AUD	- AUD	21,847.55 AUD	38.21%	New South Wales	Used	HYUNDAI	Chattel Mortgage	- AUD	- AUD	- AUD	- AUD	- AUD	- AUD
725	06/2018	02/2020	85,914.92 AUD	83,373.32 AUD	55,884.84 AUD	11,625.50 AUD	74,259.34 AUD	86.43%	Victoria	New	MASERATI	Chattel Mortgage	- AUD	- AUD	- AUD	- AUD	- AUD	- AUD
726	06/2018	02/2020	21,058.39 AUD	19,850.45 AUD	16,850.45 AUD	14,021.95 AUD	3,222.45 AUD	15.32%	New South Wales	Used	HYUNDAI	Chattel Mortgage	- AUD	- AUD	- AUD	- AUD	- AUD	- AUD
727	06/2018	02/2020	40,008.94 AUD	37,269.10 AUD	18,198.33 AUD	- AUD	18,198.33 AUD	45.49%	New South Wales	Used	VOLKSWAGEN	Consumer Loan	- AUD	- AUD	- AUD	- AUD	- AUD	- AUD
728	06/2018	02/2020	66,976.36 AUD	67,123.08 AUD	68,446.70 AUD	46,930.50 AUD	72,977.25 AUD	108.96%	New South Wales	Used	JAGUAR	Chattel Mortgage	- AUD	- AUD	- AUD	- AUD	- AUD	- AUD
729	05/2018	02/2020	65,713.28 AUD	19,881.25 AUD	19,881.25 AUD	5,433.56 AUD	14,447.29 AUD	23.58%	New South Wales	Used	TOYOTA	Chattel Mortgage	- AUD	- AUD	- AUD	- AUD	- AUD	- AUD
730	10/2018	02/2020	38,468.99 AUD	51,617.27 AUD	27,863.00 AUD	21,858.25 AUD	6,004.75 AUD	10.09%	New South Wales	New	RENAULT	Chattel Mortgage	- AUD	- AUD	- AUD	- AUD	- AUD	- AUD
731	10/2018	02/2020	26,912.79 AUD	26,046.24 AUD	9,866.73 AUD	- AUD	9,866.73 AUD	36.60%	Victoria	Used	HOLDEN	Chattel Mortgage	- AUD	- AUD	- AUD	- AUD	- AUD	- AUD
732	10/2018	02/2020	20,452.03 AUD	20,352.52 AUD	11,813.41 AUD	- AUD	11,813.41 AUD	57.76%	Victoria	Used	HOLDEN	Consumer Loan	- AUD	- AUD	- AUD	- AUD	- AUD	- AUD
733	12/2018	02/2020	55,528.26 AUD	55,528.26 AUD	19,537.42 AUD	14,312 AUD	15,833.80 AUD	52.71%	New South Wales	Used	TOYOTA	Consumer Loan	- AUD	- AUD	- AUD	- AUD	- AUD	- AUD
734	01/2019	02/2020	41,309.40 AUD	42,417.52 AUD	43,243.05 AUD	45,355.51 AUD	48,598.56 AUD	117.65%	New South Wales	Used	BMW	Consumer Loan	- AUD	- AUD	- AUD	- AUD	- AUD	- AUD
735	02/2019	02/2020	61,243.18 AUD	61,328.18 AUD	27,177.47 AUD	12,248.96 AUD	20.47%	New South Wales	Used	BMW	Consumer Loan	- AUD	- AUD	- AUD	- AUD	- AUD	- AUD	- AUD
736	05/2019	02/2020	51,871.49 AUD	51,871.49 AUD	12,363.40 AUD	7,044.97 AUD	24.55%	Queensland	New	KIA	Consumer Loan	- AUD	- AUD	- AUD	- AUD	- AUD	- AUD	- AUD
737	03/2013	03/2020	11,680.14 AUD	8,480.73 AUD	8,480.73 AUD	- AUD	8,480.73 AUD	72.61%	New South Wales	Used	VOLKSWAGEN	Consumer Loan	- AUD	- AUD	- AUD	- AUD	- AUD	- AUD
740	04/2013	03/2020	8,385.10 AUD	8,385.10 AUD	3,351.38 AUD	4,769.01 AUD	11,417.65 AUD	16.90%	Victoria	Used	HOLDEN	Consumer Loan	- AUD	- AUD	- AUD	- AUD	- AUD	- AUD
741	07/2014	03/2020	24,904.29 AUD	23,365.60 AUD	22,224.79 AUD	7,697.95 AUD	14,526.84 AUD	58.33%	New South Wales	New	ALDI	Consumer Loan	- AUD	- AUD	- AUD	- AUD	- AUD	- AUD
742	06/2014	03/2020	64,614.41 AUD	17,375.07 AUD	5,462.32 AUD	- AUD	5,462.32 AUD	22.27%	Victoria	Used	ALDI	Chattel Mortgage	- AUD	- AUD	- AUD	- AUD	- AUD	- AUD
743	06/2014	03/2020	11,244.49 AUD	509.71 AUD	509.71 AUD	618.85 AUD	59.14 AUD	5.31%	Western Australia	Used	LAND ROVER	Consumer Loan	- AUD	- AUD	- AUD	- AUD	- AUD	- AUD
744	06/2014	03/2020	5,052.48 AUD	5,052.48 AUD	617.87 AUD	610.16 AUD	610.01 AUD	12.07%	Victoria	Used	VOLKSWAGEN	Consumer Loan	- AUD	- AUD	- AUD	- AUD	- AUD	- AUD
745	06/2014	03/2020	15,776.18 AUD	203.39 AUD	203.39 AUD	700.00 AUD	458.61 AUD	2.58%	New South Wales	Used	ALDI	Consumer Loan	- AUD	- AUD	- AUD	- AUD	- AUD	- AUD
746	06/2014	03/2020	10,264.28 AUD	1,688.70 AUD	- AUD	1,688.70 AUD	- AUD	16.38%	New South Wales	Used	VOLKSWAGEN	Consumer Loan	- AUD	- AUD	- AUD	- AUD	- AUD	- AUD
747	10/2014	03/2020	46,939.16 AUD	38,850.60 AUD	7,707.86 AUD	1,175.00 AUD	6,532.85 AUD	13.92%	Victoria	New	ALDI	Chattel Mortgage	- AUD	- AUD	- AUD	- AUD	- AUD	- AUD
748	11/2018	03/2020	51,163.68 AUD	1,281.98 AUD	1,281.98 AUD	1,714.80 AUD	1,432.25 AUD	2.91%	South Australia	New	ALDI	Chattel Mortgage	- AUD	- AUD	- AUD	- AUD	- AUD	- AUD
749	11/2014	03/2020	47,460.55 AUD	33,942.89 AUD	7,885.64 AUD	- AUD	7,885.64 AUD	16.62%	South Australia	New	ALDI	Chattel Mortgage	- AUD	- AUD	- AUD	- AUD	- AUD	- AUD
750	06/2015	03/2020	7,786.23 AUD	8,915.58 AUD	2,544.65 AUD	- AUD	2,544.65 AUD	32.00%	New South Wales	Used	DODGE	Chattel Mortgage	- AUD	- AUD	- AUD	- AUD	- AUD	- AUD
751	02/2015	03/2020	20,453.18 AUD	20,552.40 AUD	2,040 AUD	- AUD	2,040 AUD	9.99%	Northern Territory	Used	TOYOTA	Chattel Mortgage	- AUD	- AUD	- AUD	- AUD	- AUD	- AUD
752	11/2015	03/2020	10,516.03 AUD	3,998.22 AUD	3,999.92 AUD	1,172.95 AUD	2,786.27 AUD	26.50%	New South Wales	Used	MITSUBISHI	Chattel Mortgage	- AUD	- AUD	- AUD	- AUD	- AUD	- AUD
753	11/2015	03/2020	34,053.97 AUD	26,957.81 AUD	26,633.51 AUD	21,823.57 AUD	3,811.84 AUD	11.15%	New South Wales	New	ALDI	Chattel Mortgage	- AUD	- AUD	- AUD	- AUD	- AUD	- AUD
754	06/2016	03/2020	6,570.54 AUD	3,004.00 AUD	3,004.00 AUD	- AUD	3,004.00 AUD	45.68%	New South Wales	Used	FORD	Consumer Loan	- AUD	- AUD	- AUD	- AUD	- AUD	- AUD
755	06/2016	03/2020	3,771.17 AUD	3,314.11 AUD	3,314.11 AUD	- AUD	3,314.11 AUD	8.66%	South Australia	Used	DODGE	Consumer Loan	- AUD	- AUD	- AUD	- AUD	- AUD	- AUD
756	10/2016	03/2020	38,297.53 AUD	36,907.52 AUD	26,542.53 AUD	14,773.50 AUD	31,314.05 AUD	81.90%	New South Wales	Used	VOLKSWAGEN	Consumer Loan	- AUD	- AUD	- AUD	- AUD	- AUD	- AUD
757	02/2017	03/2020	16,094.62 AUD	24,860.22 AUD	15,577.42 AUD	200.00 AUD	15,577.42 AUD	97.71%	Victoria	Used	FORD	Consumer Loan	- AUD	- AUD	- AUD	- AUD	- AUD	- AUD
758	02/2017	03/2020	217,330.31 AUD	224,959.67 AUD	10,265.52 AUD	21,006 AUD	9,046.86 AUD	4.16%	Queensland	New	BENTLEY	Chattel Mortgage	- AUD	- AUD	- AUD	- AUD	- AUD	- AUD
759	03/2017	03/2020	26,363.03 AUD	15,262.45 AUD	15,262.45 AUD	- AUD	15,262.45 AUD	57.91%	Queensland	Used	VOLKSWAGEN	Chattel Mortgage	- AUD	- AUD	- AUD	- AUD	- AUD	- AUD
760	04/2017	03/2020	19,576.44 AUD	14,633.64 AUD	7,831.74 AUD	7,778.17 AUD	52.57 AUD	0.27%	New South Wales	New	MAZDA	Consumer Loan	- AUD	- AUD	- AUD	- AUD	- AUD	- AUD
761	04/2017	03/2020	14,447.39 AUD	12,976.10 AUD	9,527.70 AUD	41,121 AUD	9,516.02 AUD	64.00%	Victoria	Used	HOLDEN	Consumer Loan	- AUD	- AUD	- AUD	- AUD	- AUD	- AUD
762	06/2017	03/2020	27,341,110.03 AUD	27,341,110.03 AUD	12,168.98 AUD	- AUD	12,168.98 AUD	45.30%	Victoria	Used	VOLKSWAGEN	Chattel Mortgage	- AUD	- AUD	- AUD	- AUD	- AUD	- AUD
763	06/2017	03/2020	18,736.25 AUD	13,865.38 AUD	14,430.38 AUD	8,625.60 AUD	5,854.79 AUD	31.25%	Victoria	Used	FORD	Chattel Mortgage	- AUD	- AUD	- AUD	- AUD	- AUD	- AUD
764	05/2017	03/2020	68,970.64 AUD	63,800.36 AUD	63,800.36 AUD	17,851.50 AUD	1,452.39 AUD	105.60%	New South Wales	New	ALDI	Chattel Mortgage	- AUD	- AUD	- AUD	- AUD	- AUD	- AUD
765	06/2017	03/2020	27,181.72 AUD	20,487.89 AUD	7,204.89 AUD	1,836.50 AUD	3,368.89 AUD	19.77%	New South Wales	New	ALDI	Consumer Loan	- AUD	- AUD	- AUD	- AUD	- AUD	- AUD
766	02/2018	03/2020	22,605.23 AUD	22,605.23 AUD	8,480.07 AUD	82.00 AUD	5,506.32 AUD	30.61%	New South Wales	Used	ALDI	Consumer Loan	- AUD	- AUD	- AUD	- AUD	- AUD	- AUD
767	04/2018	03/2020	31,104.56 AUD	31,103.68 AUD	23,221.34 AUD	60.48 AUD	23,160.86 AUD	74.46%	New South Wales	Used	FORD	Consumer Loan	- AUD	- AUD	- AUD	- AUD	- AUD	- AUD
768	04/2018	03/2020	149,251.35 AUD	180,679.58 AUD	107,387.47 AUD	119,688.75 AUD	112,301.91 AUD	75.19%	New South Wales	Used	ALDI	Chattel Mortgage	- AUD	- AUD	- AUD	- AUD	- AUD	- AUD
769	06/2018	03/2020	16,550.05 AUD	16,636.88 AUD	16,086.97 AUD	6,157.93 AUD	9,928.04 AUD	59.99%	New South Wales	Used	HOLDEN	Chattel Mortgage	- AUD	- AUD	- AUD	- AUD	- AUD	- AUD
770	06/2018	03/2020	15,626.39 AUD	17,910.88 AUD	15,626.39 AUD	7,516.19 AUD	10,346.87 AUD	66.11%	Queensland	Used	HOLDEN	Consumer Loan	- AUD	- AUD	- AUD	- AUD	- AUD	- AUD
771	05/2018	03/2020	66,196.13 AUD	55,630.02 AUD	22,882.32 AUD	- AUD	22,882.32 AUD	38.01%	Queensland	New	ALDI	Chattel Mortgage	- AUD	- AUD	- AUD	- AUD	- AUD	- AUD
772	06/2018	03/2020	86,466.54 AUD	84,147.32 AUD	42,763.70 AUD	- AUD	42,763.70 AUD	49.23%	Queensland	New	NISSAN	Consumer Loan	- AUD	- AUD	- AUD	- AUD	- AUD	- AUD
773	02/2018	03/2020	16,648.69 AUD	34,762.96 AUD	22,304.31 AUD	1,531.18 AUD	20,773.17 AUD	56.68%	Queensland	New	LDV	Consumer Loan	- AUD	- AUD	- AUD	- AUD	- AUD	- AUD
774	07/2016	03/2020	46,164.73 AUD	44,719.10 AUD	43,139.19 AUD	13,409.31 AUD	29,728.88 AUD	61.73%	Queensland	Used	RENAULT	Chattel Mortgage	- AUD	- AUD	- AUD	- AUD	- AUD	- AUD
775	07/2016	03/2020	34,380.70 AUD	32,331.86 AUD	20,994.40 AUD	- AUD	20,994.40 AUD	61.08%	Queensland	Used	LAND ROVER	Chattel Mortgage	- AUD	- AUD	- AUD	- AUD	- AUD	- AUD
776	06/2016	03/2020	85,727.07 AUD	83,298.88 AUD	50,538.57 AUD	- AUD	50,538.57 AUD	59.42%	New South Wales	Used	TESLA	Chattel Mortgage	- AUD	- AUD	- AUD	- AUD	- AUD	- AUD</

Net Salvage Recoveries By Contract By Month																		
Month / Year of Origination	Month / Year of Net Salvage	Outstanding Documented Recoveries Before Net Salvage	ABS Gross Salvage Loss	ABS Net Salvage Loss	ABS Recoveries After Net Salvage	ABS Net Salvage Loss Hour Salvage	Loss Percentage on Pooled Salvage	Geographical Location of Borrower	Vehicle Type (New/Used)	Vehicle Manufacturer	Product Type	Jan-16	Jan-16	Apr-16	Sep-16	Oct-16	Nov-16	
820	02/2016	16,260.19 AUD	3,619.58 AUD	2,119.68 AUD	4,300.00 AUD	Q2,186.04 AUD	-13.46%	Queensland	New	AUDI	Consumer Loan	- AUD	- AUD	- AUD	- AUD	- AUD	- AUD	
821	02/2016	15,347.51 AUD	4,705.42 AUD	2,710.52 AUD	5,760.30 AUD	Q2,185.00 AUD	-17.0%	Western Australia	New	AUDI	Consumer Loan	- AUD	- AUD	- AUD	- AUD	- AUD	- AUD	
822	03/2016	39,818.94 AUD	7,506.76 AUD	7,479.28 AUD	8,760.00 AUD	Q1,310.71 AUD	-3.29%	Western Australia	New	VOLKSWAGEN	Chattel Mortgage	- AUD	- AUD	- AUD	- AUD	- AUD	- AUD	
823	04/2016	40,423.38 AUD	35,420.13 AUD	36,293.00 AUD	406.00 AUD	Q1,888.85 AUD	-8.78%	Queensland	Used	NISSAN	Consumer Loan	- AUD	- AUD	- AUD	- AUD	- AUD	- AUD	
824	04/2016	17,246.76 AUD	6,694.26 AUD	1,574.97 AUD	513.00 AUD	Q1,087.39 AUD	8.16%	New South Wales	Used	VOLKSWAGEN	Consumer Loan	- AUD	- AUD	- AUD	- AUD	- AUD	- AUD	
825	04/2017	31,714.47 AUD	3,347.67 AUD	3,347.67 AUD	3,350.34 AUD	Q1,415.75 AUD	4.32%	Queensland	Used	VOLKSWAGEN	Chattel Mortgage	- AUD	- AUD	- AUD	- AUD	- AUD	- AUD	
826	07/2017	23,447.34 AUD	- AUD	20,236.32 AUD	- AUD	Q2,236.32 AUD	86.31%	New South Wales	New	FORD	Chattel Mortgage	- AUD	- AUD	- AUD	- AUD	- AUD	- AUD	
827	05/2018	31,581.77 AUD	28,232.28 AUD	14,728.19 AUD	- AUD	Q1,955.45 AUD	112	Queensland	Used	VOLKSWAGEN	Chattel Mortgage	- AUD	- AUD	- AUD	- AUD	- AUD	- AUD	
828	06/2018	24,332.08 AUD	20,116.16 AUD	8,245.03 AUD	- AUD	Q1,245.03 AUD	25.67%	New South Wales	New	NISSAN	Chattel Mortgage	- AUD	- AUD	- AUD	- AUD	- AUD	- AUD	
829	05/2019	51,185.17 AUD	22,307.86 AUD	22,307.86 AUD	- AUD	Q2,307.86 AUD	39.12%	LAND ROVER	Used	NISSAN	Chattel Mortgage	- AUD	- AUD	- AUD	- AUD	- AUD	- AUD	
830	06/2018	12,041.12 AUD	4,892.87 AUD	3,196.09 AUD	3,450.09 AUD	Q2,540.00 AUD	-11.1%	New South Wales	Used	VOLKSWAGEN	Chattel Mortgage	- AUD	- AUD	- AUD	- AUD	- AUD	- AUD	
831	01/2019	61,102.44 AUD	62,364.88 AUD	35,772.07 AUD	- AUD	Q2,372.07 AUD	55.82%	New South Wales	Used	TOYOTA	Chattel Mortgage	- AUD	- AUD	- AUD	- AUD	- AUD	- AUD	
832	01/2019	114,126.57 AUD	114,828.14 AUD	117,184.65 AUD	- AUD	Q2,863.76 AUD	107.87%	New South Wales	Used	MERCEDES-BENZ	Chattel Mortgage	- AUD	- AUD	- AUD	- AUD	- AUD	- AUD	
833	01/2019	48,239.88 AUD	39,760.37 AUD	49,149.52 AUD	51,934.46 AUD	Q2,784.94 AUD	-5.77%	Victoria	New	VOLKSWAGEN	Chattel Mortgage	- AUD	- AUD	- AUD	- AUD	- AUD	- AUD	
834	04/2019	18,234.44 AUD	16,654.54 AUD	8,911.46 AUD	7,484.95 AUD	Q2,651.51 AUD	2.88%	Victoria	Used	TOYOTA	Consumer Loan	- AUD	- AUD	- AUD	- AUD	- AUD	- AUD	
835	06/2019	92,294.57 AUD	52,746.10 AUD	54,370.93 AUD	768.98 AUD	Q5,139.91 AUD	109.63%	Victoria	New	VOLKSWAGEN	Chattel Mortgage	- AUD	- AUD	- AUD	- AUD	- AUD	- AUD	
836	07/2019	36,169.88 AUD	26,691.28 AUD	14,651.45 AUD	13,596.10 AUD	Q4,006.10 AUD	50.01%	Queensland	Used	NISSAN	Consumer Loan	- AUD	- AUD	- AUD	- AUD	- AUD	- AUD	
837	07/2019	21,126.96 AUD	21,719.58 AUD	21,719.58 AUD	21,445.25 AUD	Q274.33 AUD	1.30%	New South Wales	Used	HOLDEN	Chattel Mortgage	- AUD	- AUD	- AUD	- AUD	- AUD	- AUD	
838	08/2019	39,808.88 AUD	6,175.55 AUD	6,175.55 AUD	23,961.10 AUD	Q1,735.35 AUD	23.96%	New South Wales	Used	NISSAN	Consumer Loan	- AUD	- AUD	- AUD	- AUD	- AUD	- AUD	
839	09/2014	38,597.16 AUD	21,039.99 AUD	21,039.99 AUD	21,274.50 AUD	Q234.51 AUD	-0.92%	New South Wales	New	AUDI	Chattel Mortgage	- AUD	- AUD	- AUD	- AUD	- AUD	- AUD	
840	09/2014	21,258.88 AUD	18,035.28 AUD	19,791.39 AUD	19,791.39 AUD	Q1,697.70 AUD	7.71%	New South Wales	New	AUDI	Chattel Mortgage	- AUD	- AUD	- AUD	- AUD	- AUD	- AUD	
841	12/2014	38,357.57 AUD	2,188.20 AUD	2,188.20 AUD	2,255.20 AUD	Q1,701.00 AUD	-0.25%	Victoria	New	AUDI	Chattel Mortgage	- AUD	- AUD	- AUD	- AUD	- AUD	- AUD	
842	12/2014	13,531.61 AUD	2,884.98 AUD	2,884.98 AUD	4,818.40 AUD	Q1,133.40 AUD	-15.88%	Victoria	New	VOLKSWAGEN	Consumer Loan	- AUD	- AUD	- AUD	- AUD	- AUD	- AUD	
843	01/2015	10,011.21 AUD	10,858.88 AUD	771.39 AUD	771.39 AUD	Q1,391.39 AUD	2.08%	Australian Capital Territory	New	VOLKSWAGEN	Chattel Mortgage	- AUD	- AUD	- AUD	- AUD	- AUD	- AUD	
844	03/2015	33,752.85 AUD	30,256.57 AUD	10,601.11 AUD	- AUD	Q10,601.11 AUD	31.41%	New South Wales	New	HOLDEN	Consumer Loan	- AUD	- AUD	- AUD	- AUD	- AUD	- AUD	
845	12/2015	42,523.93 AUD	37,161.07 AUD	37,161.07 AUD	23,621.77 AUD	Q13,532.99 AUD	31.30%	Victoria	New	VOLKSWAGEN	Consumer Loan	- AUD	- AUD	- AUD	- AUD	- AUD	- AUD	
846	11/2016	11,113.63 AUD	6,699.50 AUD	5,633.36 AUD	6,619.03 AUD	Q1,417.39 AUD	46.89%	Queensland	Used	HOLDEN	Consumer Loan	- AUD	- AUD	- AUD	- AUD	- AUD	- AUD	
847	01/2017	42,205.10 AUD	34,094.18 AUD	13,965.32 AUD	21,033.86 AUD	Q1,033.86 AUD	-49.67%	Queensland	Used	NISSAN	Consumer Loan	- AUD	- AUD	- AUD	- AUD	- AUD	- AUD	
848	04/2017	36,262.96 AUD	27,643.64 AUD	19,155.77 AUD	4,110.45 AUD	Q15,048.32 AUD	42.87%	Western Australia	Used	TOYOTA	Chattel Mortgage	- AUD	- AUD	- AUD	- AUD	- AUD	- AUD	
849	05/2017	11,814.92 AUD	22,017.72 AUD	21,695.14 AUD	20,812.00 AUD	Q1,831.14 AUD	5.78%	Tasmania	Used	TOYOTA	Consumer Loan	- AUD	- AUD	- AUD	- AUD	- AUD	- AUD	
850	06/2017	32,966.22 AUD	33,988.93 AUD	24,051.93 AUD	15,207.33 AUD	Q8,444.60 AUD	27.16%	New South Wales	Used	TOYOTA	Consumer Loan	- AUD	- AUD	- AUD	- AUD	- AUD	- AUD	
851	01/2018	41,780.88 AUD	4,769.80 AUD	4,769.80 AUD	4,769.80 AUD	Q4,817.50 AUD	43.81%	Tasmania	Used	MITSUBISHI	Chattel Mortgage	- AUD	- AUD	- AUD	- AUD	- AUD	- AUD	
852	03/2018	25,038.18 AUD	21,272.24 AUD	21,847.93 AUD	16,846.88 AUD	Q4,968.05 AUD	19.96%	Victoria	New	VOLKSWAGEN	Chattel Mortgage	- AUD	- AUD	- AUD	- AUD	- AUD	- AUD	
853	05/2018	60,831.51 AUD	47,118.87 AUD	27,940.51 AUD	22,576.78 AUD	Q27,714.75 AUD	-1.4%	Victoria	New	HOLDEN	Consumer Loan	- AUD	- AUD	- AUD	- AUD	- AUD	- AUD	
854	06/2018	41,120.33 AUD	40,948.36 AUD	40,961.74 AUD	42,608.10 AUD	Q1,247.76 AUD	1.75%	Queensland	New	VOLKSWAGEN	Chattel Mortgage	- AUD	- AUD	- AUD	- AUD	- AUD	- AUD	
855	06/2018	32,495.00 AUD	31,277.97 AUD	17,891.54 AUD	1,000.00 AUD	Q16,891.54 AUD	51.98%	New South Wales	Used	AUDI	Chattel Mortgage	- AUD	- AUD	- AUD	- AUD	- AUD	- AUD	
856	11/2018	30,847.84 AUD	30,847.84 AUD	30,847.84 AUD	30,847.84 AUD	Q1,103.80 AUD	1.00%	Queensland	Used	NISSAN	Consumer Loan	- AUD	- AUD	- AUD	- AUD	- AUD	- AUD	
857	11/2018	9,862.80 AUD	9,862.80 AUD	9,862.80 AUD	- AUD	Q8,502.50 AUD	80.50%	Victoria	Used	HOLDEN	Consumer Loan	- AUD	- AUD	- AUD	- AUD	- AUD	- AUD	
858	12/2018	33,908.78 AUD	33,908.78 AUD	15,434.17 AUD	15,434.17 AUD	Q1,454.46 AUD	14.246%	New South Wales	Used	NISSAN	Consumer Loan	- AUD	- AUD	- AUD	- AUD	- AUD	- AUD	
859	11/2019	31,693.03 AUD	55,697.03 AUD	24,897.03 AUD	549.89 AUD	Q1,437.14 AUD	41.03%	Australian Capital Territory	New	VOLKSWAGEN	Chattel Mortgage	- AUD	- AUD	- AUD	- AUD	- AUD	- AUD	
860	01/2019	45,832.30 AUD	27,538.68 AUD	27,538.68 AUD	27,538.68 AUD	Q2,280.67 AUD	22.86%	Queensland	Used	RENAULT	Chattel Mortgage	- AUD	- AUD	- AUD	- AUD	- AUD	- AUD	
861	01/2019	44,271.13 AUD	40,148.88 AUD	20,357.50 AUD	- AUD	Q20,357.50 AUD	45.96%	Queensland	New	NISSAN	Chattel Mortgage	- AUD	- AUD	- AUD	- AUD	- AUD	- AUD	
862	06/2019	38,368.78 AUD	38,368.78 AUD	26,859.89 AUD	26,859.89 AUD	Q1,846.99 AUD	79.88%	Queensland	Used	HOLDEN	Chattel Mortgage	- AUD	- AUD	- AUD	- AUD	- AUD	- AUD	
863	02/2019	54,619.78 AUD	56,341.27 AUD	28,047.85 AUD	- AUD	Q28,047.85 AUD	51.35%	New South Wales	New	TOYOTA	Chattel Mortgage	- AUD	- AUD	- AUD	- AUD	- AUD	- AUD	
864	06/2019	19,258.28 AUD	17,348.28 AUD	16,462.81 AUD	16,246.42 AUD	Q208.19 AUD	1.07%	Victoria	New	VOLKSWAGEN	Consumer Loan	- AUD	- AUD	- AUD	- AUD	- AUD	- AUD	
865	07/2019	35,638.15 AUD	33,961.20 AUD	18,844.18 AUD	545.18 AUD	Q13,300.02 AUD	1.38%	New South Wales	Used	BMW	Consumer Loan	- AUD	- AUD	- AUD	- AUD	- AUD	- AUD	
866	07/2019	30,546.83 AUD	47,636 AUD	47,636 AUD	500.00 AUD	Q25,449 AUD	0.24%	Australian Capital Territory	Used	VOLKSWAGEN	Consumer Loan	- AUD	- AUD	- AUD	- AUD	- AUD	- AUD	
867	11/2019	10,681.11 AUD	4,653.61 AUD	4,653.61 AUD	4,446.58 AUD	Q106.97 AUD	1.00%	Australian Capital Territory	New	AUDI	Consumer Loan	- AUD	- AUD	- AUD	- AUD	- AUD	- AUD	
868	11/2014	37,269.88 AUD	36,900.36 AUD	26,902.90 AUD	12,891.81 AUD	Q27,217.11 AUD	72.71%	New South Wales	New	AUDI	Consumer Loan	- AUD	- AUD	- AUD	- AUD	- AUD	- AUD	
869	07/2019	36,467.09 AUD	32,467.09 AUD	31,216.46 AUD	21,756.18 AUD	Q14,775.68 AUD	45.95%	Queensland	Used	NISSAN	Consumer Loan	- AUD	- AUD	- AUD	- AUD	- AUD	- AUD	
870	10/2015	7,256.67 AUD	71,655.43 AUD	7,276.49 AUD	481.87 AUD	Q6,814.62 AUD	93.92%	New South Wales	New	VOLKSWAGEN	Chattel Mortgage	- AUD	- AUD	- AUD	- AUD	- AUD	- AUD	
871	12/2015	10,382.76 AUD	15,033.86 AUD	14,373.81 AUD	1,758.10 AUD	Q1,403.81 AUD	45.10%	Victoria	Used	NISSAN	Consumer Loan	- AUD	- AUD	- AUD	- AUD	- AUD	- AUD	
872	12/2015	8,725.10 AUD	59,793.33 AUD	57,933.33 AUD	- AUD	Q5,786.33 AUD	66.1%	Victoria	New	BRODO	Chattel Mortgage	- AUD	- AUD	- AUD	- AUD	- AUD	- AUD	
873	02/2016	87,421.18 AUD	26,585.15 AUD	27,868.30 AUD	14,867.30 AUD	Q12,786.30 AUD	60.07%	Queensland	Used	NISSAN	Chattel Mortgage	- AUD	- AUD	- AUD	- AUD	- AUD	- AUD	
874	07/2016	36,505.02 AUD	24,834.42 AUD	9,068.43 AUD	6,915.51 AUD	Q23,900.00 AUD	23.90%	New South Wales	Used	VOLKSWAGEN	Chattel Mortgage	- AUD	- AUD	- AUD	- AUD	- AUD	- AUD	
875	06/2016	33,352.45 AUD	18,010.50 AUD	19,368.73 AUD	13,117.67 AUD	Q22,474.40 AUD	72.86%	New South Wales	Used	HOLDEN	Consumer Loan	- AUD	- AUD	- AUD	- AUD	- AUD	- AUD	
876	06/2016	54,487.64 AUD	20,641.87 AUD	6,984.18 AUD	- AUD	Q15,646.18 AUD	2.86%	Queensland	Used	TOYOTA	Chattel Mortgage	- AUD	- AUD	- AUD	- AUD	- AUD	- AUD	
877	05/2017	26,143.17.17																

No.	Month / Year of Origination	Month / Year of Net Salvage	Outstanding Recoverable Balance	ABS Gross Salvage Loss	ABS Net Salvage Loss	ABS Recoveries After Net Salvage	ABS Net Salvage Loss Recoveries	Loss Percentage on Partial Balance	Geographical Location of Borrower	Vehicle Type (New/Used)	Vehicle Manufacturer	Product Type	Jan-16	Jan-17	Apr-16	Sep-16	Oct-16	Nov-16		
956	07/2019	09/2020	27,987.33 AUD	32,602.38 AUD	29,286.97 AUD	-	AUD	26,386.77 AUD	74.70%	New South Wales	New HONDA	Consumer Loan	-	AUD	-	AUD	-	AUD		
957	06/2019	09/2020	38,605.72 AUD	38,605.72 AUD	-	AUD	AUD	32,720.77 AUD	84.75%	New South Wales	New VOLKSWAGEN	Consumer Loan	-	AUD	-	AUD	-	AUD		
960	07/2019	09/2020	10,949.73 AUD	9,808.18 AUD	4,486.68 AUD	-	AUD	4,486.68 AUD	44.67%	Queensland	Used HYUNDAI	Consumer Loan	-	AUD	-	AUD	-	AUD		
961	07/2019	09/2020	70,371.18 AUD	72,234.18 AUD	74,774.00 AUD	6,906.00 AUD	-	AUD	6,906.00 AUD	9.82%	New South Wales	Used AUDI	Consumer Loan	-	AUD	-	AUD	-	AUD	
962	06/2014	10/2020	4,088.91 AUD	9,088.91 AUD	9,088.91 AUD	48,211 AUD	9,247.70 AUD	62.11%	South Australia	New VOLKSWAGEN	Consumer Loan	-	AUD	-	AUD	-	AUD	-	AUD	
963	04/2014	10/2020	4,078.13 AUD	4,078.13 AUD	4,078.13 AUD	3,056.32 AUD	4,078.13 AUD	93.17%	Victoria	New VOLKSWAGEN	Consumer Loan	-	AUD	-	AUD	-	AUD	-	AUD	
964	04/2015	10/2020	18,169.88 AUD	3,607.01 AUD	3,607.01 AUD	3,274.53 AUD	3,327.57 AUD	1.83%	Queensland	Used AUDI	Consumer Loan	-	AUD	-	AUD	-	AUD	-	AUD	
965	07/2015	10/2020	15,968.24 AUD	16,199.94 AUD	16,199.94 AUD	17,337.69 AUD	17,337.69 AUD	43.66%	New South Wales	Used HONDA	Consumer Loan	-	AUD	-	AUD	-	AUD	-	AUD	
966	07/2015	10/2020	13,665.83 AUD	1,838.54 AUD	1,838.54 AUD	10,000 AUD	1,738.54 AUD	12.70%	New South Wales	Used HOLDEN	Consumer Loan	-	AUD	-	AUD	-	AUD	-	AUD	
967	06/2016	10/2020	20,348.39 AUD	2,204.39 AUD	2,204.39 AUD	1,607.47 AUD	1,607.47 AUD	7.87%	New South Wales	New VOLKSWAGEN	Consumer Loan	-	AUD	-	AUD	-	AUD	-	AUD	
968	06/2016	10/2020	29,971.89 AUD	8,822.84 AUD	4,036.15 AUD	3,780.00 AUD	2,651.15 AUD	1.07%	Queensland	Used VOLKSWAGEN	Consumer Loan	-	AUD	-	AUD	-	AUD	-	AUD	
969	12/2016	10/2020	15,700.43 AUD	8,827.09 AUD	8,827.09 AUD	10,278.27 AUD	11,450.10 AUD	-0.24%	Western Australia	New HYUNDAI	Consumer Loan	-	AUD	-	AUD	-	AUD	-	AUD	
970	06/2017	10/2020	38,285.00 AUD	26,411.41 AUD	2,982.84 AUD	2,889.39 AUD	31.96 AUD	0.00%	Queensland	New MITSUBISHI	Consumer Loan	-	AUD	-	AUD	-	AUD	-	AUD	
971	10/2017	10/2020	8,900.61 AUD	5,358.58 AUD	5,358.58 AUD	-	AUD	5,358.58 AUD	60.20%	New South Wales	Used SUBARU	Consumer Loan	-	AUD	-	AUD	-	AUD	-	AUD
972	10/2017	10/2020	14,760.55 AUD	3,462.03 AUD	3,462.03 AUD	1,250.41 AUD	3,685.83 AUD	24.84%	New South Wales	Used TOYOTA	Consumer Loan	-	AUD	-	AUD	-	AUD	-	AUD	
973	02/2018	10/2020	25,970.39 AUD	6,370.21 AUD	6,370.21 AUD	-	AUD	6,370.21 AUD	24.53%	Tasmania	New SKODA	Consumer Loan	-	AUD	-	AUD	-	AUD	-	AUD
974	02/2018	10/2020	45,396.41 AUD	46,966.48 AUD	46,966.48 AUD	25,764.46 AUD	-	AUD	45.66%	Queensland	Used VOLKSWAGEN	Consumer Loan	-	AUD	-	AUD	-	AUD	-	AUD
975	08/2018	10/2020	16,888.60 AUD	7,462.15 AUD	6,699.61 AUD	1,006.15 AUD	5,693.46 AUD	33.69%	New South Wales	New TOYOTA	Consumer Loan	-	AUD	-	AUD	-	AUD	-	AUD	
976	11/2018	10/2020	22,288.66 AUD	19,827.59 AUD	19,827.59 AUD	16,436.39 AUD	20,995.90 AUD	38.62%	Queensland	Used VOLKSWAGEN	Consumer Loan	-	AUD	-	AUD	-	AUD	-	AUD	
977	10/2018	10/2020	20,034.27 AUD	17,786.04 AUD	17,786.04 AUD	14,453.37 AUD	3,232.23 AUD	18.13%	Queensland	New FIAT	Consumer Loan	-	AUD	-	AUD	-	AUD	-	AUD	
978	06/2019	10/2020	78,462.59 AUD	27,852.59 AUD	68,871.83 AUD	16,436.39 AUD	14,006.99 AUD	18.18%	Queensland	New LAND ROVER	Consumer Loan	-	AUD	-	AUD	-	AUD	-	AUD	
979	12/2018	10/2020	30,363.35 AUD	20,697.80 AUD	27,778.26 AUD	17,385.25 AUD	10,385.01 AUD	34.21%	New South Wales	Used TOYOTA	Consumer Loan	-	AUD	-	AUD	-	AUD	-	AUD	
980	02/2019	10/2020	8,124.23 AUD	5,526.38 AUD	5,190.97 AUD	-	AUD	5,190.97 AUD	63.89%	Victoria	Used AUDI	Consumer Loan	-	AUD	-	AUD	-	AUD	-	AUD
981	02/2019	10/2020	71,122.93 AUD	71,738.79 AUD	70,493.49 AUD	-	AUD	71,149.45 AUD	-1.62%	Victoria	New RAM	Consumer Loan	-	AUD	-	AUD	-	AUD	-	AUD
982	04/2019	10/2020	72,592.20 AUD	16,692.20 AUD	16,692.20 AUD	6,093.79 AUD	10,602.47 AUD	14.62%	Queensland	New AUDI	Consumer Loan	-	AUD	-	AUD	-	AUD	-	AUD	
983	02/2019	10/2020	78,046.58 AUD	80,291.91 AUD	81,844.09 AUD	202.09 AUD	81,642.03 AUD	104.61%	New South Wales	New VOLKSWAGEN	Consumer Loan	-	AUD	-	AUD	-	AUD	-	AUD	
984	06/2019	10/2020	31,873.33 AUD	31,698.98 AUD	14,149.45 AUD	-	AUD	14,149.45 AUD	44.39%	New South Wales	New VOLKSWAGEN	Consumer Loan	-	AUD	-	AUD	-	AUD	-	AUD
985	12/2019	10/2020	27,048.83 AUD	20,178.88 AUD	-	AUD	20,578.89 AUD	70.00%	Western Australia	Used MITSUBISHI	Consumer Loan	-	AUD	-	AUD	-	AUD	-	AUD	
986	04/2015	11/2020	12,915.14 AUD	13,148.48 AUD	4,041.73 AUD	-	AUD	4,041.73 AUD	31.29%	New South Wales	New MITSUBISHI	Consumer Loan	-	AUD	-	AUD	-	AUD	-	AUD
987	05/2015	11/2020	16,108.78 AUD	2,849.21 AUD	2,849.21 AUD	1,594.62 AUD	1,254.59 AUD	7.73%	Victoria	Used VOLKSWAGEN	Consumer Loan	-	AUD	-	AUD	-	AUD	-	AUD	
988	12/2015	11/2020	24,911.84 AUD	16,806.50 AUD	16,873.51 AUD	14,526.43 AUD	4,147.08 AUD	16.92%	Victoria	Used HYUNDAI	Consumer Loan	-	AUD	-	AUD	-	AUD	-	AUD	
989	12/2016	11/2020	23,234.17 AUD	2,414.11 AUD	2,414.11 AUD	2,315.16 AUD	1,011.05 AUD	-0.41%	Victoria	New FORD	Consumer Loan	-	AUD	-	AUD	-	AUD	-	AUD	
990	06/2016	11/2020	15,420.48 AUD	11,263.02 AUD	11,263.02 AUD	2,079.75 AUD	11,520.78 AUD	74.71%	Victoria	Used AUDI	Consumer Loan	-	AUD	-	AUD	-	AUD	-	AUD	
991	06/2016	11/2020	32,204.12 AUD	23,818.18 AUD	15,014.71 AUD	2,031.21 AUD	12,983.16 AUD	40.32%	Queensland	New MAZDA	Consumer Loan	-	AUD	-	AUD	-	AUD	-	AUD	
992	12/2016	11/2020	27,786.08 AUD	16,635.08 AUD	16,635.08 AUD	17,788.92 AUD	8,744.90 AUD	31.21%	New South Wales	New NISSAN	Consumer Loan	-	AUD	-	AUD	-	AUD	-	AUD	
993	12/2016	11/2020	34,568.88 AUD	30,044.17 AUD	29,374.81 AUD	11,892.61 AUD	17,980.87 AUD	52.03%	New South Wales	New VOLKSWAGEN	Consumer Loan	-	AUD	-	AUD	-	AUD	-	AUD	
994	10/2017	11/2020	3,327.69 AUD	3,327.69 AUD	3,327.69 AUD	3,327.69 AUD	3,700.02 AUD	10.44%	Victoria	Used AUDI	Consumer Loan	-	AUD	-	AUD	-	AUD	-	AUD	
995	02/2017	11/2020	31,215.52 AUD	20,586.67 AUD	9,885.94 AUD	1,349.21 AUD	-	AUD	27.26%	Queensland	New NISSAN	Consumer Loan	-	AUD	-	AUD	-	AUD	-	AUD
996	02/2017	11/2020	38,300.06 AUD	28,900.83 AUD	28,900.83 AUD	14,826.20 AUD	14,826.20 AUD	39.16%	Queensland	Used LAND ROVER	Consumer Loan	-	AUD	-	AUD	-	AUD	-	AUD	
997	05/2017	11/2020	14,045.18 AUD	37,344.28 AUD	7,616.29 AUD	-	AUD	7,616.29 AUD	14.09%	New South Wales	New AUDI	Consumer Loan	-	AUD	-	AUD	-	AUD	-	AUD
998	05/2017	11/2020	22,944.96 AUD	17,119.68 AUD	17,119.68 AUD	14,824.16 AUD	2,391.61 AUD	10.44%	Queensland	New VOLKSWAGEN	Consumer Loan	-	AUD	-	AUD	-	AUD	-	AUD	
999	07/2017	11/2020	20,089.17 AUD	23,002.08 AUD	22,741.41 AUD	7,330.41 AUD	15,411.00 AUD	52.98%	Queensland	New AUDI	Consumer Loan	-	AUD	-	AUD	-	AUD	-	AUD	
1000	08/2018	11/2020	20,868.98 AUD	23,368.98 AUD	23,368.98 AUD	23,368.98 AUD	23,368.98 AUD	100.00%	Queensland	Used VOLKSWAGEN	Consumer Loan	-	AUD	-	AUD	-	AUD	-	AUD	
1001	10/2017	11/2020	31,981.99 AUD	26,144.48 AUD	25,976.07 AUD	6,054.85 AUD	19,921.22 AUD	62.29%	Western Australia	Used MERCEDES-BENZ	Consumer Loan	-	AUD	-	AUD	-	AUD	-	AUD	
1002	10/2017	11/2020	167,436.77 AUD	129,280.28 AUD	129,698.88 AUD	129,698.88 AUD	132,861.98 AUD	79.34%	Queensland	New MERCEDES-BENZ	Consumer Loan	-	AUD	-	AUD	-	AUD	-	AUD	
1003	01/2019	11/2020	30,536.70 AUD	5,824.47 AUD	5,824.47 AUD	-	AUD	5,824.47 AUD	19.07%	Western Australia	Used TOYOTA	Consumer Loan	-	AUD	-	AUD	-	AUD	-	AUD
1004	06/2018	11/2020	57,774.74 AUD	47,938.18 AUD	48,502.14 AUD	51,624.24 AUD	10,322.10 AUD	-0.41%	Queensland	New VOLKSWAGEN	Consumer Loan	-	AUD	-	AUD	-	AUD	-	AUD	
1005	06/2018	11/2020	16,366.89 AUD	41,373.39 AUD	16,556.12 AUD	956.35 AUD	16,600.75 AUD	9.48%	Northern Territory	Used AUDI	Consumer Loan	-	AUD	-	AUD	-	AUD	-	AUD	
1006	11/2018	11/2020	11,128.09 AUD	7,601.41 AUD	7,601.41 AUD	1,060.11 AUD	3,860.00 AUD	34.25%	New South Wales	New VOLKSWAGEN	Consumer Loan	-	AUD	-	AUD	-	AUD	-	AUD	
1007	11/2019	11/2020	17,385.32 AUD	18,971.40 AUD	18,971.40 AUD	952.34 AUD	-	AUD	1.25%	Queensland	Used MITSUBISHI	Consumer Loan	-	AUD	-	AUD	-	AUD	-	AUD
1008	12/2018	11/2020	9,930.87 AUD	8,996.80 AUD	9,102.33 AUD	-	AUD	9,102.33 AUD	91.66%	Tasmania	Used HYUNDAI	Consumer Loan	-	AUD	-	AUD	-	AUD	-	AUD
1009	01/2019	11/2020	29,348.48 AUD	28,764.27 AUD	28,764.27 AUD	31,626.33 AUD	28,764.27 AUD	98.33%	Queensland	Used AUDI	Consumer Loan	-	AUD	-	AUD	-	AUD	-	AUD	
1010	04/2019	11/2020	26,962.06 AUD	3,838.43 AUD	3,838.43 AUD	278.31 AUD	3,559.12 AUD	13.18%	Queensland	Used MERCEDES-BENZ	Consumer Loan	-	AUD	-	AUD	-	AUD	-	AUD	
1011	06/2019	11/2020	27,254.96 AUD	27,254.96 AUD	27,254.96 AUD	27,254.96 AUD	27,254.96 AUD	100.00%	Queensland	Used MERCEDES-BENZ	Consumer Loan	-	AUD	-	AUD	-	AUD	-	AUD	
1012	06/2019	11/2020	49,675.08 AUD	50,608.97 AUD	50,608.97 AUD	136.70 AUD	50,241.51 AUD	104.74%	Victoria	New ALFA ROMEO	Consumer Loan	-	AUD	-	AUD	-	AUD	-	AUD	
1013	06/2019	11/2020	67,037.31 AUD	47,728.99 AUD	65,550.41 AUD	169,771.77 AUD	66,150.20 AUD	106.54%	New South Wales	Used AUDI	Consumer Loan	-	AUD	-	AUD	-	AUD	-	AUD	
1014	10/2019	11/2020	6,466.96 AUD	6,466.96 AUD	6,466.96 AUD	6,466.96 AUD	6,466.96 AUD	100.00%	Queensland	Used TOYOTA	Consumer Loan	-	AUD	-	AUD	-	AUD	-	AUD	
1015	01/2020	11/2020	12,377.70 AUD	12,568.33 AUD	12,568.33 AUD	16,508.88 AUD	13,171.21 AUD	106.79%	New South Wales	Used MITSUBISHI	Consumer Loan	-	AUD	-	AUD	-	AUD	-	AUD	
1016	02/2020	11/2020	15,816.53 AUD	15,816.53 AUD	15,816.53 AUD	12,812.33 AUD	11,118.82 AUD	70.28%	Victoria	Used AUDI	Consumer Loan	-	AUD	-	AUD	-	AUD	-	AUD	
1017	01/2015	12/2020	13,508.87 AUD	10,795.23 AUD	1,075.23 AUD	1,075.23 AUD	1,075.23 AUD	11.72%	Victoria	Used VOLKSWAGEN	Consumer Loan	-	AUD	-	AUD	-	AUD	-	AUD	
1018	02/2020	12/2020	7,405.87 AUD	7,405.87 AUD	7,405.87 AUD	1,238.03 AUD	8,705.98 AUD	14.62%	Queensland	Used AUDI	Consumer Loan	-	AUD	-	AUD	-	AUD	-	AUD	
1019	07/2015	12/2020	15,642.19 AUD	820.19 AUD	820.19 AUD	309.29 AUD	429.90 AUD	2.75%	New South Wales	New NISSAN	Consumer Loan	-	AUD	-	AUD	-	AUD	-	AUD	
1020	07/2015	12/2020	6,574.88 AUD	6,574.88 AUD	6,574.88 AUD	6,574.88 AUD	6,574.88 AUD	100.00%	Queensland	Used FORD	Consumer Loan	-	AUD	-	AUD	-	AUD	-	AUD	
1021	05/2016	12/2020	17,933.25 AUD	6,691.29 AUD	2,669.63 AUD	3,558.00 AUD	888.95 AUD	-4.96%	Queensland	New VOLKSWAGEN	Consumer Loan	-	AUD	-	AUD	-	AUD	-	AUD	
1022	06/2016	12/2020	10,947.40 AUD	11,620.87 AUD	11,620.87 AUD	11,620.87 AUD	11,620.87 AUD	100.00%	Queensland	Used VOLKSWAGEN	Consumer Loan	-	AUD	-	AUD	-	AUD			

Contract Level Data

Net Salvage Recoveries By Month

No.	Month / Year of Origination	Month / Year of Net Salvage	Outstanding Recoveries Balance at Period End	ABS Gross Salvage Loss	ABS Net Salvage Loss	ABS Recoveries After Net Salvage	ABS Net Salvage Loss	Loss Percentage on Partial Balance	Geographical Location of Borrower	Vehicle Type (New/Used)	Vehicle Manufacturer	Product Type	Jan-16	Jan-17	Apr-16	Sep-16	Oct-16	Nov-16
1006	07/2016	03/2021	10,335.39 AUD	10,837.50 AUD	10,657.00 AUD	611.07 AUD	10,046.43 AUD	97.20%	New South Wales	New	AUDI	Consumer Loan	-	AUD	-	AUD	-	AUD
1007	04/2017	03/2021	159,881.77 AUD	76,882.70 AUD	33,862.70 AUD	400.00 AUD	15,452.10 AUD	20.72%	South Australia	New	HYUNDAI	Consumer Loan	-	AUD	-	AUD	-	AUD
1008	01/2017	03/2021	62,516.48 AUD	53,146.36 AUD	50,863.81 AUD	8,655.00 AUD	42,208.81 AUD	67.52%	Western Australia	New	FORD	Consumer Loan	-	AUD	-	AUD	-	AUD
1009	03/2017	03/2021	38,774.39 AUD	16,565.66 AUD	3,807.18 AUD	247.13 AUD	3,662.06 AUD	1.18%	Australian Capital Territory	New	HYUNDAI	Consumer Loan	-	AUD	-	AUD	-	AUD
1100	10/2017	03/2021	31,372.79 AUD	18,177.28 AUD	17,865.28 AUD	11,987.57 AUD	16,852.85 AUD	63.28%	Australian Capital Territory	New	HYUNDAI	Consumer Loan	-	AUD	-	AUD	-	AUD
1101	11/2017	03/2021	45,471.46 AUD	29,437.47 AUD	14,016.23 AUD	-	4,016.23 AUD	30.16%	-	Used	HYUNDAI	Consumer Loan	-	AUD	-	AUD	-	AUD
1102	01/2018	03/2021	36,332.25 AUD	24,017.27 AUD	23,518.81 AUD	9,756.95 AUD	13,761.86 AUD	52.27%	Queensland	New	NISSAN	Consumer Loan	-	AUD	-	AUD	-	AUD
1103	02/2018	03/2021	50,741.85 AUD	29,016.80 AUD	9,916.80 AUD	5,026.43 AUD	1,205.37 AUD	35.94%	New South Wales	New	NISSAN	Consumer Loan	-	AUD	-	AUD	-	AUD
1104	03/2018	03/2021	38,822.30 AUD	24,930.84 AUD	20,938.48 AUD	-	4,781.24 AUD	12.41%	New South Wales	New	NISSAN	Consumer Loan	-	AUD	-	AUD	-	AUD
1105	06/2019	03/2021	15,463.19 AUD	9,171.11 AUD	4,497.73 AUD	-	4,497.73 AUD	24.33%	Queensland	Used	HONDA	Consumer Loan	-	AUD	-	AUD	-	AUD
1106	04/2018	03/2021	19,824.38 AUD	16,788.70 AUD	16,809.10 AUD	181.82 AUD	17,488.92 AUD	88.27%	Queensland	Used	HYUNDAI	Consumer Loan	-	AUD	-	AUD	-	AUD
1107	07/2018	03/2021	12,778.68 AUD	3,158.34 AUD	3,158.34 AUD	3,438.34 AUD	280.00 AUD	-2.19%	Victoria	Used	VOLKSWAGEN	Consumer Loan	-	AUD	-	AUD	-	AUD
1108	12/2018	03/2021	5,642.89 AUD	3,942.89 AUD	3,942.89 AUD	3,942.89 AUD	-	0.27%	Victoria	Used	HOLDEN	Consumer Loan	-	AUD	-	AUD	-	AUD
1109	11/2018	03/2021	17,337.90 AUD	12,776.54 AUD	7,850.03 AUD	-	7,850.03 AUD	4.53%	Queensland	New	MATDA	Consumer Loan	-	AUD	-	AUD	-	AUD
1110	11/2018	03/2021	79,764.88 AUD	78,765.04 AUD	74,833.00 AUD	84 AUD	79,433.00 AUD	99.80%	New South Wales	New	LAND ROVER	Consumer Loan	-	AUD	-	AUD	-	AUD
1111	02/2019	03/2021	31,963.65 AUD	28,785.40 AUD	16,482.53 AUD	-	16,482.53 AUD	51.57%	Victoria	Used	MITSUBISHI	Consumer Loan	-	AUD	-	AUD	-	AUD
1112	03/2019	03/2021	47,643.86 AUD	36,507.00 AUD	5,271.13 AUD	-	5,271.13 AUD	11.06%	Victoria	New	VOLKSWAGEN	Consumer Loan	-	AUD	-	AUD	-	AUD
1113	05/2019	03/2021	63,924.42 AUD	52,941.69 AUD	15,111.31 AUD	-	15,111.31 AUD	23.94%	New South Wales	Used	AUDI	Consumer Loan	-	AUD	-	AUD	-	AUD
1114	06/2019	03/2021	57,511.26 AUD	56,136.26 AUD	57,222.15 AUD	8,722.15 AUD	51,114.19 AUD	10.14%	New South Wales	New	LAND ROVER	Consumer Loan	-	AUD	-	AUD	-	AUD
1115	07/2019	03/2021	55,703.35 AUD	56,062.72 AUD	57,141.55 AUD	49,000.00 AUD	-	14.62%	Western Australia	New	FORD	Consumer Loan	-	AUD	-	AUD	-	AUD
1116	07/2019	03/2021	88,868.39 AUD	84,625.12 AUD	85,858.89 AUD	13,628.50 AUD	78,864.41 AUD	10.17%	Australian Capital Territory	Used	FORD	Consumer Loan	-	AUD	-	AUD	-	AUD
1117	10/2019	03/2021	140,222.81 AUD	147,274.24 AUD	150,135.59 AUD	-	150,135.59 AUD	107.07%	Australian Capital Territory	New	LAND ROVER	Consumer Loan	-	AUD	-	AUD	-	AUD
1118	05/2019	03/2021	6,002.55 AUD	2,108.68 AUD	2,180.68 AUD	-	2,180.68 AUD	36.33%	Victoria	Used	HONDA	Consumer Loan	-	AUD	-	AUD	-	AUD
1119	03/2019	03/2021	55,418.89 AUD	55,632.16 AUD	20,537.19 AUD	14,814.87 AUD	5,522.52 AUD	9.64%	Queensland	Used	AUDI	Consumer Loan	-	AUD	-	AUD	-	AUD
1120	03/2014	04/2021	26,860.44 AUD	4,468.29 AUD	4,468.23 AUD	-	4,468.23 AUD	17.13%	Victoria	New	HOLDEN	Consumer Loan	-	AUD	-	AUD	-	AUD
1121	02/2015	04/2021	44,415.42 AUD	19,981.86 AUD	16,259.12 AUD	12,163.68 AUD	26,422.80 AUD	45.88%	Queensland	New	AUDI	Consumer Loan	-	AUD	-	AUD	-	AUD
1122	02/2016	04/2021	14,987.19 AUD	2,056.08 AUD	2,056.09 AUD	-	2,056.09 AUD	13.79%	New South Wales	Used	VOLKSWAGEN	Consumer Loan	-	AUD	-	AUD	-	AUD
1123	02/2017	04/2021	27,473.23 AUD	27,453.13 AUD	15,527.65 AUD	849.64 AUD	14,677.81 AUD	53.41%	New South Wales	New	VOLKSWAGEN	Consumer Loan	-	AUD	-	AUD	-	AUD
1124	02/2017	04/2021	36,365.64 AUD	14,243.31 AUD	9,844.27 AUD	-	9,844.27 AUD	37.79%	New South Wales	Used	TOYOTA	Consumer Loan	-	AUD	-	AUD	-	AUD
1125	03/2017	04/2021	39,358.16 AUD	25,543.13 AUD	25,543.13 AUD	1,160.64 AUD	27,703.91 AUD	70.68%	New South Wales	Used	VOLKSWAGEN	Consumer Loan	-	AUD	-	AUD	-	AUD
1126	03/2017	04/2021	25,641.72 AUD	14,674.38 AUD	15,117.24 AUD	1,965.80 AUD	13,151.44 AUD	51.17%	Queensland	Used	TOYOTA	Consumer Loan	-	AUD	-	AUD	-	AUD
1127	02/2017	04/2021	13,148.48 AUD	7,546.48 AUD	7,546.48 AUD	-	7,546.48 AUD	56.96%	Tasmania	Used	BUZUKI	Consumer Loan	-	AUD	-	AUD	-	AUD
1128	05/2017	04/2021	32,874.70 AUD	21,132.26 AUD	21,375.93 AUD	17,487.91 AUD	3,978.02 AUD	11.88%	New South Wales	Used	VOLKSWAGEN	Consumer Loan	-	AUD	-	AUD	-	AUD
1129	01/2018	04/2021	40,212.89 AUD	19,362.52 AUD	19,362.52 AUD	-	19,362.52 AUD	48.16%	Queensland	New	SKODA	Consumer Loan	-	AUD	-	AUD	-	AUD
1130	01/2018	04/2021	30,968.69 AUD	16,503.78 AUD	16,503.78 AUD	179.83 AUD	16,683.25 AUD	53.04%	New South Wales	Used	NISSAN	Consumer Loan	-	AUD	-	AUD	-	AUD
1131	01/2018	04/2021	14,635.33 AUD	10,570.03 AUD	5,133.48 AUD	818.00 AUD	4,315.48 AUD	29.49%	Victoria	Used	FORD	Consumer Loan	-	AUD	-	AUD	-	AUD
1132	04/2019	04/2021	36,683.92 AUD	17,607.48 AUD	17,607.48 AUD	-	17,607.48 AUD	47.73%	Queensland	New	NISSAN	Consumer Loan	-	AUD	-	AUD	-	AUD
1133	01/2019	04/2021	21,384.34 AUD	3,884.12 AUD	3,884.12 AUD	2,000.00 AUD	1,845.12 AUD	8.67%	New South Wales	Used	AUDI	Consumer Loan	-	AUD	-	AUD	-	AUD
1134	04/2019	04/2021	7,287.77 AUD	5,434.87 AUD	5,434.87 AUD	-	5,434.87 AUD	74.79%	Queensland	Used	FORD	Consumer Loan	-	AUD	-	AUD	-	AUD
1135	07/2019	04/2021	49,276.80 AUD	44,899.12 AUD	45,714.42 AUD	-	45,714.42 AUD	92.77%	New South Wales	Used	MERCEDES-BENZ	Consumer Loan	-	AUD	-	AUD	-	AUD
1136	08/2019	04/2021	16,163.30 AUD	6,962.30 AUD	6,962.30 AUD	1,967.30 AUD	5,000.00 AUD	30.75%	Queensland	Used	NISSAN	Consumer Loan	-	AUD	-	AUD	-	AUD
1137	09/2019	04/2021	69,102.51 AUD	67,116.16 AUD	13,392.09 AUD	5,972.08 AUD	7,420.01 AUD	10.74%	New South Wales	Used	AUDI	Consumer Loan	-	AUD	-	AUD	-	AUD
1138	09/2019	04/2021	70,039.97 AUD	73,486.39 AUD	73,486.39 AUD	-	73,486.39 AUD	104.96%	New South Wales	Used	BMW	Consumer Loan	-	AUD	-	AUD	-	AUD
1139	10/2015	05/2021	19,977.97 AUD	31,400.30 AUD	10,267.43 AUD	19,398.54 AUD	111.11 AUD	-0.35%	New South Wales	New	MITSUBISHI	Consumer Loan	-	AUD	-	AUD	-	AUD
1140	11/2015	05/2021	4,740.74 AUD	20.02 AUD	20.02 AUD	-	20.02 AUD	0.48%	Australian Capital Territory	New	AUDI	Consumer Loan	-	AUD	-	AUD	-	AUD
1141	11/2015	05/2021	9,375.53 AUD	9,845.41 AUD	9,999.24 AUD	1,055.24 AUD	10.65% AUD	10.65%	New South Wales	Used	MATDA	Consumer Loan	-	AUD	-	AUD	-	AUD
1142	06/2016	05/2021	18,925.84 AUD	4,023.78 AUD	4,023.78 AUD	1,478.16 AUD	2,545.60 AUD	13.40%	New South Wales	Used	VOLKSWAGEN	Consumer Loan	-	AUD	-	AUD	-	AUD
1143	06/2016	05/2021	41,533.30 AUD	27,486.16 AUD	28,153.11 AUD	2,111.41 AUD	26,041.70 AUD	67.78%	Victoria	New	MATDA	Consumer Loan	-	AUD	-	AUD	-	AUD
1144	06/2016	05/2021	87,089.03 AUD	2,584.30 AUD	2,584.30 AUD	-	2,584.30 AUD	2.93%	Victoria	New	VOLKSWAGEN	Consumer Loan	-	AUD	-	AUD	-	AUD
1145	06/2016	05/2021	407,080.03 AUD	402,633.10 AUD	144,045.04 AUD	47,033.10 AUD	21,756.00 AUD	5.38%	Queensland	Used	FERRARI	Consumer Loan	-	AUD	-	AUD	-	AUD
1146	07/2016	05/2021	23,812.33 AUD	16,793.31 AUD	10,016.18 AUD	-	10,016.18 AUD	42.06%	New South Wales	Used	AUDI	Consumer Loan	-	AUD	-	AUD	-	AUD
1147	08/2016	05/2021	15,454.48 AUD	17,744.48 AUD	71.80 AUD	-	71.80 AUD	0.46%	Queensland	Used	HYUNDAI	Consumer Loan	-	AUD	-	AUD	-	AUD
1148	08/2016	05/2021	22,472.52 AUD	22,227.53 AUD	12,077.66 AUD	-	12,077.66 AUD	44.00%	New South Wales	Used	HOLDEN	Consumer Loan	-	AUD	-	AUD	-	AUD
1149	08/2016	05/2021	53,325.34 AUD	55,505.31 AUD	55,505.31 AUD	80.00 AUD	55,505.31 AUD	102.49%	Queensland	Used	NISSAN	Consumer Loan	-	AUD	-	AUD	-	AUD
1150	10/2016	05/2021	36,103.45 AUD	21,233.44 AUD	9,761.23 AUD	-	9,761.23 AUD	37.39%	Queensland	New	MATDA	Consumer Loan	-	AUD	-	AUD	-	AUD
1151	11/2016	05/2021	28,111.44 AUD	24,437.87 AUD	5,19,13													

Contract Level Data

Net Salvage Recoveries By Contract By Month

No.	Month / Year of Origination	Month / Year of Net Salvage	Outstanding Discounted Recoveries Balance at Period	ABS Gross Salvage Loss	ABS Net Salvage Loss	ABS Recoveries After Net Salvage	ABS Net Salvage Loss After Recoveries	Loss Percentage on Pooled Balance	Geographical Location of Borrower	Vehicle Type (Net/Lease)	Vehicle Manufacturer	Product Type	Jun-16	Jul-16	Aug-16	Sep-16	Oct-16	Nov-16
1234	06/2016	09/2021	42,745.57 AUD	35,575.63 AUD	32,143.86 AUD	- AUD	32,143.86 AUD	75.30%	New South Wales	New	SKODA	Chattel Mortgage	- AUD	- AUD	- AUD	- AUD	- AUD	- AUD
1235	05/2016	09/2021	27,346.85 AUD	21,257.73 AUD	21,543.34 AUD	(965.80) AUD	22,532.74 AUD	80.67%	Queensland	New	MTSUBISHI	Consumer Loan	- AUD	- AUD	- AUD	- AUD	- AUD	- AUD
1236	07/2016	09/2021	25,487.25 AUD	19,300.26 AUD	19,771.49 AUD	252.81 AUD	19,518.88 AUD	76.55%	New South Wales	Used	TOYOTA	Chattel Mortgage	- AUD	- AUD	- AUD	- AUD	- AUD	- AUD
1237	09/2016	09/2021	21,619.38 AUD	14,419.83 AUD	7,380.13 AUD	- AUD	7,380.13 AUD	34.08%	New South Wales	Used	VOLKSWAGEN	Chattel Mortgage	- AUD	- AUD	- AUD	- AUD	- AUD	- AUD
1238	08/2016	09/2021	19,046.18 AUD	12,016.18 AUD	12,282.24 AUD	- AUD	12,282.24 AUD	68.06%	Queensland	Used	HOLDEN	Chattel Mortgage	- AUD	- AUD	- AUD	- AUD	- AUD	- AUD
1239	06/2016	09/2021	67,789.30 AUD	69,851.36 AUD	61,557.61 AUD	- AUD	61,257.61 AUD	90.39%	Victoria	Used	AUDI	Chattel Mortgage	- AUD	- AUD	- AUD	- AUD	- AUD	- AUD
1240	09/2016	09/2021	52,023.96 AUD	37,252.26 AUD	11,600.98 AUD	- AUD	11,600.98 AUD	22.30%	Queensland	New	VOLKSWAGEN	Consumer Loan	- AUD	- AUD	- AUD	- AUD	- AUD	- AUD
1241	10/2016	09/2021	40,427.51 AUD	37,217.15 AUD	38,492.89 AUD	- AUD	38,492.89 AUD	95.18%	Victoria	New	VOLKSWAGEN	Consumer Loan	- AUD	- AUD	- AUD	- AUD	- AUD	- AUD
1242	11/2016	09/2021	43,745.16 AUD	33,656.40 AUD	34,248.93 AUD	(1,045.50) AUD	35,294.43 AUD	80.68%	Queensland	New	NISSAN	Consumer Loan	- AUD	- AUD	- AUD	- AUD	- AUD	- AUD
1243	07/2016	09/2021	48,794.84 AUD	38,331.40 AUD	39,503.38 AUD	- AUD	39,503.38 AUD	80.50%	New South Wales	Used	AUDI	Chattel Mortgage	- AUD	- AUD	- AUD	- AUD	- AUD	- AUD
1244	05/2016	09/2021	46,971.73 AUD	42,099.22 AUD	42,906.73 AUD	- AUD	42,906.73 AUD	91.36%	Queensland	New	AUDI	Chattel Mortgage	- AUD	- AUD	- AUD	- AUD	- AUD	- AUD
1245	06/2016	09/2021	58,870.62 AUD	60,358.68 AUD	31,442.48 AUD	- AUD	31,442.48 AUD	53.32%	New South Wales	New	ISUZU	Consumer Loan	- AUD	- AUD	- AUD	- AUD	- AUD	- AUD
1246	07/2016	09/2021	33,863.11 AUD	32,479.38 AUD	33,303.16 AUD	(652.77) AUD	33,956.03 AUD	100.22%	Queensland	New	VOLKSWAGEN	Chattel Mortgage	- AUD	- AUD	- AUD	- AUD	- AUD	- AUD
1247	07/2016	09/2021	31,104.16 AUD	25,341.45 AUD	27,482.08 AUD	- AUD	27,482.08 AUD	88.35%	New South Wales	Used	FORD	Chattel Mortgage	- AUD	- AUD	- AUD	- AUD	- AUD	- AUD
1248	08/2016	09/2021	51,872.82 AUD	44,086.35 AUD	11,043.81 AUD	- AUD	11,043.81 AUD	21.29%	Victoria	Used	VOLKSWAGEN	Chattel Mortgage	- AUD	- AUD	- AUD	- AUD	- AUD	- AUD
1249	09/2016	09/2021	44,073.84 AUD	40,073.84 AUD	5,532.74 AUD	- AUD	5,532.74 AUD	12.57%	Victoria	New	VOLKSWAGEN	Chattel Mortgage	- AUD	- AUD	- AUD	- AUD	- AUD	- AUD
1250	06/2016	09/2021	27,540.35 AUD	25,160.47 AUD	25,639.38 AUD	- AUD	25,639.38 AUD	93.10%	Victoria	New	VOLKSWAGEN	Chattel Mortgage	- AUD	- AUD	- AUD	- AUD	- AUD	- AUD
1251	09/2016	09/2021	18,364.46 AUD	9,216.73 AUD	5,058.40 AUD	- AUD	5,058.40 AUD	27.54%	New South Wales	New	HOLDEN	Chattel Mortgage	- AUD	- AUD	- AUD	- AUD	- AUD	- AUD
1252	08/2016	09/2021	48,982.74 AUD	43,022.02 AUD	44,591.47 AUD	- AUD	44,591.47 AUD	90.99%	Queensland	Used	HOLDEN	Consumer Loan	- AUD	- AUD	- AUD	- AUD	- AUD	- AUD
1253	11/2016	09/2021	65,549.71 AUD	62,815.87 AUD	64,336.16 AUD	(1,168.50) AUD	65,504.68 AUD	99.93%	Queensland	Used	MERCEDES-BENZ	Chattel Mortgage	- AUD	- AUD	- AUD	- AUD	- AUD	- AUD
1254	12/2016	09/2021	51,268.18 AUD	51,887.19 AUD	52,888.51 AUD	- AUD	52,888.51 AUD	102.91%	New South Wales	New	MAZDA	Chattel Mortgage	- AUD	- AUD	- AUD	- AUD	- AUD	- AUD
1255	12/2016	09/2021	20,944.14 AUD	21,777.89 AUD	13,160.06 AUD	- AUD	13,160.06 AUD	62.83%	Tasmania	Used	JEEP	Consumer Loan	- AUD	- AUD	- AUD	- AUD	- AUD	- AUD
1256	02/2020	09/2021	23,323.93 AUD	24,951.18 AUD	25,529.24 AUD	- AUD	25,529.24 AUD	109.46%	New South Wales	New	HYUNDAI	Chattel Mortgage	- AUD	- AUD	- AUD	- AUD	- AUD	- AUD
1257	12/2016	09/2021	86,552.32 AUD	89,154.81 AUD	91,384.73 AUD	- AUD	91,384.73 AUD	105.59%	New South Wales	New	LAND ROVER	Consumer Loan	- AUD	- AUD	- AUD	- AUD	- AUD	- AUD
1258	01/2020	09/2021	22,094.17 AUD	22,488.97 AUD	7,806.02 AUD	- AUD	7,806.02 AUD	35.30%	New South Wales	New	MTSUBISHI	Chattel Mortgage	- AUD	- AUD	- AUD	- AUD	- AUD	- AUD
1259	02/2020	09/2021	26,782.40 AUD	27,862.10 AUD	26,108.46 AUD	- AUD	26,108.46 AUD	97.49%	Western Australia	Used	VOLKSWAGEN	Consumer Loan	- AUD	- AUD	- AUD	- AUD	- AUD	- AUD
1260	07/2020	09/2021	33,482.33 AUD	35,364.60 AUD	16,543.71 AUD	- AUD	16,543.71 AUD	49.41%	Queensland	New	VOLKSWAGEN	Consumer Loan	- AUD	- AUD	- AUD	- AUD	- AUD	- AUD
1261	08/2020	09/2021	110,760.82 AUD	112,368.25 AUD	11,338.28 AUD	- AUD	11,338.28 AUD	10.23%	Australian Capital Territory	New	LAND ROVER	Chattel Mortgage	- AUD	- AUD	- AUD	- AUD	- AUD	- AUD
1262	08/2020	09/2021	58,543.07 AUD	62,838.60 AUD	12,566.08 AUD	- AUD	12,566.08 AUD	21.46%	Queensland	New	VOLKSWAGEN	Chattel Mortgage	- AUD	- AUD	- AUD	- AUD	- AUD	- AUD
1263	02/2016	10/2021	12,020.09 AUD	4,366.24 AUD	4,366.24 AUD	200.00 AUD	4,166.24 AUD	34.63%	Victoria	Used	HOLDEN	Consumer Loan	- AUD	- AUD	- AUD	- AUD	- AUD	- AUD
1264	06/2016	10/2021	36,632.16 AUD	16,028.81 AUD	16,028.81 AUD	- AUD	16,028.81 AUD	41.14%	Queensland	New	AUDI	Consumer Loan	- AUD	- AUD	- AUD	- AUD	- AUD	- AUD
1265	07/2016	10/2021	23,568.80 AUD	11,816.38 AUD	11,816.38 AUD	- AUD	11,816.38 AUD	50.16%	New South Wales	New	BUZUKI	Consumer Loan	- AUD	- AUD	- AUD	- AUD	- AUD	- AUD
1266	01/2016	10/2021	10,277.04 AUD	7,392.00 AUD	7,392.00 AUD	- AUD	7,392.00 AUD	71.90%	New South Wales	New	VOLKSWAGEN	Chattel Mortgage	- AUD	- AUD	- AUD	- AUD	- AUD	- AUD
1267	02/2016	10/2021	25,994.28 AUD	6,233.57 AUD	6,233.57 AUD	- AUD	6,233.57 AUD	23.98%	New South Wales	New	VOLKSWAGEN	Chattel Mortgage	- AUD	- AUD	- AUD	- AUD	- AUD	- AUD
1268	09/2016	10/2021	11,183.91 AUD	1,387.66 AUD	1,387.66 AUD	- AUD	1,387.66 AUD	12.14%	Victoria	New	VOLKSWAGEN	Chattel Mortgage	- AUD	- AUD	- AUD	- AUD	- AUD	- AUD
1269	10/2016	10/2021	15,798.48 AUD	4,181.98 AUD	4,181.98 AUD	- AUD	4,181.98 AUD	26.47%	Queensland	Used	FORD	Consumer Loan	- AUD	- AUD	- AUD	- AUD	- AUD	- AUD
1270	03/2017	10/2021	36,163.98 AUD	4,630.81 AUD	4,630.81 AUD	- AUD	4,630.81 AUD	17.70%	Victoria	New	VOLKSWAGEN	Chattel Mortgage	- AUD	- AUD	- AUD	- AUD	- AUD	- AUD
1271	05/2017	10/2021	39,343.50 AUD	4,198.37 AUD	4,198.37 AUD	- AUD	4,198.37 AUD	10.67%	New South Wales	New	VOLKSWAGEN	Chattel Mortgage	- AUD	- AUD	- AUD	- AUD	- AUD	- AUD
1272	05/2016	10/2021	44,298.24 AUD	34,603.43 AUD	4,425.28 AUD	- AUD	4,425.28 AUD	9.96%	Victoria	New	RENAULT	Chattel Mortgage	- AUD	- AUD	- AUD	- AUD	- AUD	- AUD
1273	05/2016	10/2021	87,837.79 AUD	59,421.21 AUD	55,922.41 AUD	- AUD	55,922.41 AUD	82.44%	New South Wales	New	VOLKSWAGEN	Chattel Mortgage	- AUD	- AUD	- AUD	- AUD	- AUD	- AUD

Contract Level Data

Net Salvage Recoveries By Contract By Month

No.	Month / Year of Origination	Month / Year of Net Salvage	Outstanding Discounted Recoveries Balance at Period	ABS Gross Salvage Loss	ABS Net Salvage Loss	ABS Recoveries After Net Salvage	ABS Net Salvage Loss After Recoveries	Loss Percentage on Pooled Balance	Geographical Location of Borrower	Vehicle Type (New/Used)	Vehicle Manufacturer	Product Type	Jun-16	Jul-16	Aug-16	Sep-16	Oct-16	Nov-16
1274	10/2016	10/2021	89,246.12 AUD	79,580.45 AUD	79,580.45 AUD	- AUD	79,580.45 AUD	88.17%	New South Wales	New	AUDI	Chattel Mortgage	- AUD	- AUD	- AUD	- AUD	- AUD	- AUD
1275	10/2016	10/2021	60,860.80 AUD	44,896.17 AUD	44,896.17 AUD	- AUD	44,896.17 AUD	89.88%	Queensland	New	NISSAN	Consumer Loan	- AUD	- AUD	- AUD	- AUD	- AUD	- AUD
1276	10/2016	10/2021	31,885.28 AUD	21,542.34 AUD	21,542.34 AUD	- AUD	21,542.34 AUD	67.56%	New South Wales	Used	HOLDEN	Chattel Mortgage	- AUD	- AUD	- AUD	- AUD	- AUD	- AUD
1277	08/2019	10/2021	40,054.60 AUD	39,312.36 AUD	39,312.36 AUD	- AUD	39,312.36 AUD	98.15%	Victoria	New	SUBARU	Consumer Loan	- AUD	- AUD	- AUD	- AUD	- AUD	- AUD
1278	10/2019	10/2021	50,444.57 AUD	50,495.61 AUD	50,495.61 AUD	- AUD	50,495.61 AUD	100.10%	New South Wales	New	HOLDEN	Consumer Loan	- AUD	- AUD	- AUD	- AUD	- AUD	- AUD
1279	10/2019	10/2021	52,703.86 AUD	51,449.08 AUD	51,449.08 AUD	- AUD	51,449.08 AUD	97.62%	New South Wales	New	AUDI	Chattel Mortgage	- AUD	- AUD	- AUD	- AUD	- AUD	- AUD
1280	08/2020	10/2021	47,962.96 AUD	49,701.08 AUD	20,864.28 AUD	- AUD	27,864.28 AUD	43.98%	New South Wales	New	MITSUBISHI	Chattel Mortgage	- AUD	- AUD	- AUD	- AUD	- AUD	- AUD
Total	12/16		47,015,473.17 AUD	39,905,823.13 AUD	29,142,361.02 AUD	7,161,514.11 AUD	21,174,433.17 AUD						- AUD	- AUD	- AUD	- AUD	- AUD	- AUD

Month/Year of Sale	Month/Year of Net	Net	Dec-16	Jan-17	Feb-17	Dec-17	Jan-18	Feb-18	Dec-18	Jan-19	Feb-19	Dec-19	Jan-20	Feb-20	Dec-20	Jan-21	Feb-21	Dec-21	Jan-22	Feb-22	Dec-22	Jan-23	Feb-23	Dec-23	Jan-24	Feb-24	Dec-24	Jan-25	Feb-25	Dec-25	Jan-26	Feb-26	Dec-26	Jan-27	Feb-27	Dec-27	Jan-28	Feb-28	Dec-28	Jan-29	Feb-29	Dec-29	Jan-30	Feb-30	Dec-30	Jan-31	Feb-31	Dec-31	Jan-32	Feb-32	Dec-32	Jan-33	Feb-33	Dec-33	Jan-34	Feb-34	Dec-34	Jan-35	Feb-35	Dec-35	Jan-36	Feb-36	Dec-36	Jan-37	Feb-37	Dec-37	Jan-38	Feb-38	Dec-38	Jan-39	Feb-39	Dec-39	Jan-40	Feb-40	Dec-40	Jan-41	Feb-41	Dec-41	Jan-42	Feb-42	Dec-42	Jan-43	Feb-43	Dec-43	Jan-44	Feb-44	Dec-44	Jan-45	Feb-45	Dec-45	Jan-46	Feb-46	Dec-46	Jan-47	Feb-47	Dec-47	Jan-48	Feb-48	Dec-48	Jan-49	Feb-49	Dec-49	Jan-50	Feb-50	Dec-50	Jan-51	Feb-51	Dec-51	Jan-52	Feb-52	Dec-52	Jan-53	Feb-53	Dec-53	Jan-54	Feb-54	Dec-54	Jan-55	Feb-55	Dec-55	Jan-56	Feb-56	Dec-56	Jan-57	Feb-57	Dec-57	Jan-58	Feb-58	Dec-58	Jan-59	Feb-59	Dec-59	Jan-60	Feb-60	Dec-60	Jan-61	Feb-61	Dec-61	Jan-62	Feb-62	Dec-62	Jan-63	Feb-63	Dec-63	Jan-64	Feb-64	Dec-64	Jan-65	Feb-65	Dec-65	Jan-66	Feb-66	Dec-66	Jan-67	Feb-67	Dec-67	Jan-68	Feb-68	Dec-68	Jan-69	Feb-69	Dec-69	Jan-70	Feb-70	Dec-70	Jan-71	Feb-71	Dec-71	Jan-72	Feb-72	Dec-72	Jan-73	Feb-73	Dec-73	Jan-74	Feb-74	Dec-74	Jan-75	Feb-75	Dec-75	Jan-76	Feb-76	Dec-76	Jan-77	Feb-77	Dec-77	Jan-78	Feb-78	Dec-78	Jan-79	Feb-79	Dec-79	Jan-80	Feb-80	Dec-80	Jan-81	Feb-81	Dec-81	Jan-82	Feb-82	Dec-82	Jan-83	Feb-83	Dec-83	Jan-84	Feb-84	Dec-84	Jan-85	Feb-85	Dec-85	Jan-86	Feb-86	Dec-86	Jan-87	Feb-87	Dec-87	Jan-88	Feb-88	Dec-88	Jan-89	Feb-89	Dec-89	Jan-90	Feb-90	Dec-90	Jan-91	Feb-91	Dec-91	Jan-92	Feb-92	Dec-92	Jan-93	Feb-93	Dec-93	Jan-94	Feb-94	Dec-94	Jan-95	Feb-95	Dec-95	Jan-96	Feb-96	Dec-96	Jan-97	Feb-97	Dec-97	Jan-98	Feb-98	Dec-98	Jan-99	Feb-99	Dec-99	Jan-00	Feb-00	Dec-00	Jan-01	Feb-01	Dec-01	Jan-02	Feb-02	Dec-02	Jan-03	Feb-03	Dec-03	Jan-04	Feb-04	Dec-04	Jan-05	Feb-05	Dec-05	Jan-06	Feb-06	Dec-06	Jan-07	Feb-07	Dec-07	Jan-08	Feb-08	Dec-08	Jan-09	Feb-09	Dec-09	Jan-10	Feb-10	Dec-10	Jan-11	Feb-11	Dec-11	Jan-12	Feb-12	Dec-12	Jan-13	Feb-13	Dec-13	Jan-14	Feb-14	Dec-14	Jan-15	Feb-15	Dec-15	Jan-16	Feb-16	Dec-16	Jan-17	Feb-17	Dec-17	Jan-18	Feb-18	Dec-18	Jan-19	Feb-19	Dec-19	Jan-20	Feb-20	Dec-20	Jan-21	Feb-21	Dec-21	Jan-22	Feb-22	Dec-22	Jan-23	Feb-23	Dec-23	Jan-24	Feb-24	Dec-24	Jan-25	Feb-25	Dec-25	Jan-26	Feb-26	Dec-26	Jan-27	Feb-27	Dec-27	Jan-28	Feb-28	Dec-28	Jan-29	Feb-29	Dec-29	Jan-30	Feb-30	Dec-30	Jan-31	Feb-31	Dec-31	Jan-32	Feb-32	Dec-32	Jan-33	Feb-33	Dec-33	Jan-34	Feb-34	Dec-34	Jan-35	Feb-35	Dec-35	Jan-36	Feb-36	Dec-36	Jan-37	Feb-37	Dec-37	Jan-38	Feb-38	Dec-38	Jan-39	Feb-39	Dec-39	Jan-40	Feb-40	Dec-40	Jan-41	Feb-41	Dec-41	Jan-42	Feb-42	Dec-42	Jan-43	Feb-43	Dec-43	Jan-44	Feb-44	Dec-44	Jan-45	Feb-45	Dec-45	Jan-46	Feb-46	Dec-46	Jan-47	Feb-47	Dec-47	Jan-48	Feb-48	Dec-48	Jan-49	Feb-49	Dec-49	Jan-50	Feb-50	Dec-50	Jan-51	Feb-51	Dec-51	Jan-52	Feb-52	Dec-52	Jan-53	Feb-53	Dec-53	Jan-54	Feb-54	Dec-54	Jan-55	Feb-55	Dec-55	Jan-56	Feb-56	Dec-56	Jan-57	Feb-57	Dec-57	Jan-58	Feb-58	Dec-58	Jan-59	Feb-59	Dec-59	Jan-60	Feb-60	Dec-60	Jan-61	Feb-61	Dec-61	Jan-62	Feb-62	Dec-62	Jan-63	Feb-63	Dec-63	Jan-64	Feb-64	Dec-64	Jan-65	Feb-65	Dec-65	Jan-66	Feb-66	Dec-66	Jan-67</
--------------------	-------------------	-----	--------	--------	--------	--------	--------	--------	--------	--------	--------	--------	--------	--------	--------	--------	--------	--------	--------	--------	--------	--------	--------	--------	--------	--------	--------	--------	--------	--------	--------	--------	--------	--------	--------	--------	--------	--------	--------	--------	--------	--------	--------	--------	--------	--------	--------	--------	--------	--------	--------	--------	--------	--------	--------	--------	--------	--------	--------	--------	--------	--------	--------	--------	--------	--------	--------	--------	--------	--------	--------	--------	--------	--------	--------	--------	--------	--------	--------	--------	--------	--------	--------	--------	--------	--------	--------	--------	--------	--------	--------	--------	--------	--------	--------	--------	--------	--------	--------	--------	--------	--------	--------	--------	--------	--------	--------	--------	--------	--------	--------	--------	--------	--------	--------	--------	--------	--------	--------	--------	--------	--------	--------	--------	--------	--------	--------	--------	--------	--------	--------	--------	--------	--------	--------	--------	--------	--------	--------	--------	--------	--------	--------	--------	--------	--------	--------	--------	--------	--------	--------	--------	--------	--------	--------	--------	--------	--------	--------	--------	--------	--------	--------	--------	--------	--------	--------	--------	--------	--------	--------	--------	--------	--------	--------	--------	--------	--------	--------	--------	--------	--------	--------	--------	--------	--------	--------	--------	--------	--------	--------	--------	--------	--------	--------	--------	--------	--------	--------	--------	--------	--------	--------	--------	--------	--------	--------	--------	--------	--------	--------	--------	--------	--------	--------	--------	--------	--------	--------	--------	--------	--------	--------	--------	--------	--------	--------	--------	--------	--------	--------	--------	--------	--------	--------	--------	--------	--------	--------	--------	--------	--------	--------	--------	--------	--------	--------	--------	--------	--------	--------	--------	--------	--------	--------	--------	--------	--------	--------	--------	--------	--------	--------	--------	--------	--------	--------	--------	--------	--------	--------	--------	--------	--------	--------	--------	--------	--------	--------	--------	--------	--------	--------	--------	--------	--------	--------	--------	--------	--------	--------	--------	--------	--------	--------	--------	--------	--------	--------	--------	--------	--------	--------	--------	--------	--------	--------	--------	--------	--------	--------	--------	--------	--------	--------	--------	--------	--------	--------	--------	--------	--------	--------	--------	--------	--------	--------	--------	--------	--------	--------	--------	--------	--------	--------	--------	--------	--------	--------	--------	--------	--------	--------	--------	--------	--------	--------	--------	--------	--------	--------	--------	--------	--------	--------	--------	--------	--------	--------	--------	--------	--------	--------	--------	--------	--------	--------	--------	--------	--------	--------	--------	--------	--------	--------	--------	--------	--------	--------	--------	--------	--------	--------	--------	--------	--------	--------	--------	--------	--------	--------	--------	--------	--------	--------	--------	--------	--------	--------	--------	--------	--------	--------	--------	--------	--------	--------	--------	--------	--------	--------	--------	--------	--------	--------	--------	--------	--------	--------	--------	--------	--------	--------	--------	--------	--------	--------	--------	--------	--------	--------	--------	--------	--------	--------	--------	--------	--------	--------	--------	--------	--------	--------	--------	--------	--------	--------	--------	--------	--------	--------	--------	--------	----------

[illegible]

Contract Level Data Net Salvage Recoveries By Contract By Month

No.	Month / Year of Origination	Month / Year of Net Salvage	Dec-16	Jan-17	Feb-17	Mar-17	Apr-17	May-17	Jun-17	Jul-17	Aug-17	Sep-17	Oct-17	Nov-17	Dec-17	Jan-18	Feb-18	Mar-18	Apr-18	May-18	Jun-18	Jul-18	Aug-18
277	12/2015	05/2019	- AUD	- AUD	- AUD	- AUD	- AUD	- AUD	- AUD	- AUD	- AUD	- AUD	- AUD	- AUD	- AUD	- AUD	- AUD	- AUD	- AUD	- AUD	- AUD	- AUD	- AUD
278	02/2016	05/2019	- AUD	- AUD	- AUD	- AUD	- AUD	- AUD	- AUD	- AUD	- AUD	- AUD	- AUD	- AUD	- AUD	- AUD	- AUD	- AUD	- AUD	- AUD	- AUD	- AUD	- AUD
279	02/2016	05/2019	- AUD	- AUD	- AUD	- AUD	- AUD	- AUD	- AUD	- AUD	- AUD	- AUD	- AUD	- AUD	- AUD	- AUD	- AUD	- AUD	- AUD	- AUD	- AUD	- AUD	- AUD
280	03/2016	05/2019	- AUD	- AUD	- AUD	- AUD	- AUD	- AUD	- AUD	- AUD	- AUD	- AUD	- AUD	- AUD	- AUD	- AUD	- AUD	- AUD	- AUD	- AUD	- AUD	- AUD	- AUD
281	06/2016	05/2019	- AUD	- AUD	- AUD	- AUD	- AUD	- AUD	- AUD	- AUD	- AUD	- AUD	- AUD	- AUD	- AUD	- AUD	- AUD	- AUD	- AUD	- AUD	- AUD	- AUD	- AUD
282	06/2016	05/2019	- AUD	- AUD	- AUD	- AUD	- AUD	- AUD	- AUD	- AUD	- AUD	- AUD	- AUD	- AUD	- AUD	- AUD	- AUD	- AUD	- AUD	- AUD	- AUD	- AUD	- AUD
283	10/2016	05/2019	- AUD	- AUD	- AUD	- AUD	- AUD	- AUD	- AUD	- AUD	- AUD	- AUD	- AUD	- AUD	- AUD	- AUD	- AUD	- AUD	- AUD	- AUD	- AUD	- AUD	- AUD
284	10/2016	05/2019	- AUD	- AUD	- AUD	- AUD	- AUD	- AUD	- AUD	- AUD	- AUD	- AUD	- AUD	- AUD	- AUD	- AUD	- AUD	- AUD	- AUD	- AUD	- AUD	- AUD	- AUD
285	11/2016	05/2019	- AUD	- AUD	- AUD	- AUD	- AUD	- AUD	- AUD	- AUD	- AUD	- AUD	- AUD	- AUD	- AUD	- AUD	- AUD	- AUD	- AUD	- AUD	- AUD	- AUD	- AUD
286	11/2016	05/2019	- AUD	- AUD	- AUD	- AUD	- AUD	- AUD	- AUD	- AUD	- AUD	- AUD	- AUD	- AUD	- AUD	- AUD	- AUD	- AUD	- AUD	- AUD	- AUD	- AUD	- AUD
287	12/2016	05/2019	- AUD	- AUD	- AUD	- AUD	- AUD	- AUD	- AUD	- AUD	- AUD	- AUD	- AUD	- AUD	- AUD	- AUD	- AUD	- AUD	- AUD	- AUD	- AUD	- AUD	- AUD
288	01/2017	05/2019	- AUD	- AUD	- AUD	- AUD	- AUD	- AUD	- AUD	- AUD	- AUD	- AUD	- AUD	- AUD	- AUD	- AUD	- AUD	- AUD	- AUD	- AUD	- AUD	- AUD	- AUD
289	05/2017	05/2019	- AUD	- AUD	- AUD	- AUD	- AUD	- AUD	- AUD	- AUD	- AUD	- AUD	- AUD	- AUD	- AUD	- AUD	- AUD	- AUD	- AUD	- AUD	- AUD	- AUD	- AUD
290	06/2017	05/2019	- AUD	- AUD	- AUD	- AUD	- AUD	- AUD	- AUD	- AUD	- AUD	- AUD	- AUD	- AUD	- AUD	- AUD	- AUD	- AUD	- AUD	- AUD	- AUD	- AUD	- AUD
291	05/2017	05/2019	- AUD	- AUD	- AUD	- AUD	- AUD	- AUD	- AUD	- AUD	- AUD	- AUD	- AUD	- AUD	- AUD	- AUD	- AUD	- AUD	- AUD	- AUD	- AUD	- AUD	- AUD
292	07/2017	05/2019	- AUD	- AUD	- AUD	- AUD	- AUD	- AUD	- AUD	- AUD	- AUD	- AUD	- AUD	- AUD	- AUD	- AUD	- AUD	- AUD	- AUD	- AUD	- AUD	- AUD	- AUD

No.	Month / Year of	Month / Year of Net	Dec-16	Jan-17	Feb-17	Mar-17	Apr-17	May-17	Jun-17	Jul-17	Aug-17	Sep-17	Oct-17	Nov-17	Dec-17	Jan-18	Feb-18	Mar-18	Apr-18	May-18	Jun-18	Jul-18	Aug-18
-----	-----------------	---------------------	--------	--------	--------	--------	--------	--------	--------	--------	--------	--------	--------	--------	--------	--------	--------	--------	--------	--------	--------	--------	--------

Volkswagen Financial Services Australia | ABS Operations Australia | absoperations.australia@vwfs.com.au | +61 2 9751 6253

Row	Month / Year of Onset	Month / Year of Last	Dec-16	Jan-17	Feb-17	Mar-17	Apr-17	May-17	Jun-17	Jul-17	Aug-17	Sep-17	Oct-17	Nov-17	Dec-17	Jan-18	Feb-18	Mar-18	Apr-18	May-18	Jun-18	Jul-18	Aug-18
394	03/2014	08/2019	AUD	-	AUD	-	AUD	-	AUD	-	AUD	-	AUD	-	AUD	-	AUD	-	AUD	-	AUD	-	AUD
395	04/2014	08/2019	AUD	-	AUD	-	AUD	-	AUD	-	AUD	-	AUD	-	AUD	-	AUD	-	AUD	-	AUD	-	AUD
396	05/2014	08/2019	AUD	-	AUD	-	AUD	-	AUD	-	AUD	-	AUD	-	AUD	-	AUD	-	AUD	-	AUD	-	AUD
397	06/2015	08/2019	AUD	-	AUD	-	AUD	-	AUD	-	AUD	-	AUD	-	AUD	-	AUD	-	AUD	-	AUD	-	AUD
398	07/2015	08/2019	AUD	-	AUD	-	AUD	-	AUD	-	AUD	-	AUD	-	AUD	-	AUD	-	AUD	-	AUD	-	AUD
399	08/2015	08/2019	AUD	-	AUD	-	AUD	-	AUD	-	AUD	-	AUD	-	AUD	-	AUD	-	AUD	-	AUD	-	AUD
400	09/2015	08/2019	AUD	-	AUD	-	AUD	-	AUD	-	AUD	-	AUD	-	AUD	-	AUD	-	AUD	-	AUD	-	AUD
401	10/2015	08/2019	AUD	-	AUD	-	AUD	-	AUD	-	AUD	-	AUD	-	AUD	-	AUD	-	AUD	-	AUD	-	AUD
402	06/2016	08/2019	AUD	-	AUD	-	AUD	-	AUD	-	AUD	-	AUD	-	AUD	-	AUD	-	AUD	-	AUD	-	AUD
403	12/2015	08/2019	AUD	-	AUD	-	AUD	-	AUD	-	AUD	-	AUD	-	AUD	-	AUD	-	AUD	-	AUD	-	AUD
404	06/2016	08/2019	AUD	-	AUD	-	AUD	-	AUD	-	AUD	-	AUD	-	AUD	-	AUD	-	AUD	-	AUD	-	AUD
405	09/2016	08/2019	AUD	-	AUD	-	AUD	-	AUD	-	AUD	-	AUD	-	AUD	-	AUD	-	AUD	-	AUD	-	AUD
406	06/2016	08/2019	AUD	-	AUD	-	AUD	-	AUD	-	AUD	-	AUD	-	AUD	-	AUD	-	AUD	-	AUD	-	AUD
407	09/2016	08/2019	AUD	-	AUD	-	AUD	-	AUD	-	AUD	-	AUD	-	AUD	-	AUD	-	AUD	-	AUD	-	AUD
408	01/2017	08/2019	AUD	-	AUD	-	AUD	-	AUD	-	AUD	-	AUD	-	AUD	-	AUD	-	AUD	-	AUD	-	AUD
409	02/2017	08/2019	AUD	-	AUD	-	AUD	-	AUD	-	AUD	-	AUD	-	AUD	-	AUD	-	AUD	-	AUD	-	AUD
410	03/2017	08/2019	AUD	-	AUD	-	AUD	-	AUD	-	AUD	-	AUD	-	AUD	-	AUD	-	AUD	-	AUD	-	AUD
411	03/2017	08/2019	AUD	-	AUD	-	AUD	-	AUD	-	AUD	-	AUD	-	AUD	-	AUD	-	AUD	-	AUD	-	AUD
412	06/2017	08/2019	AUD	-	AUD	-	AUD	-	AUD	-	AUD	-	AUD	-	AUD	-	AUD	-	AUD	-	AUD	-	AUD
413	09/2017	08/2019	AUD	-	AUD	-	AUD	-	AUD	-	AUD	-	AUD	-	AUD	-	AUD	-	AUD	-	AUD	-	AUD
414	03/2017	08/2019	AUD	-	AUD	-	AUD	-	AUD	-	AUD	-	AUD	-	AUD	-	AUD	-	AUD	-	AUD	-	AUD
415	10/2017	08/2019	AUD	-	AUD	-	AUD	-	AUD	-	AUD	-	AUD	-	AUD	-	AUD	-	AUD	-	AUD	-	AUD
416	03/2018	08/2019	AUD	-	AUD	-	AUD	-	AUD	-	AUD	-	AUD	-	AUD	-	AUD	-	AUD	-	AUD	-	AUD
417	01/2018	08/2019	AUD	-	AUD	-	AUD	-	AUD	-	AUD	-	AUD	-	AUD	-	AUD	-	AUD	-	AUD	-	AUD
418	03/2018	08/2019	AUD	-	AUD	-	AUD	-	AUD	-	AUD	-	AUD	-	AUD	-	AUD	-	AUD	-	AUD	-	AUD
419	01/2018	08/2019	AUD	-	AUD	-	AUD	-	AUD														

[illegible]

[illegible]

[illegible]

© 2014 Pearson Education, Inc. or its affiliate(s). All rights reserved. Pearson Education, Inc., 501 Boylston Street, Boston, MA 02116

Volkswagen Financial Services Australia | ABS Operations Australia | absoperations.australia@vwfs.com.au | +61 2 9751 6253

Volkswagen Financial Services Australia | ABS Operations Australia | absoperations.australia@vwfs.com.au | +61 2 9751 6253

[illegible]

Net Salvage Recoveries By Contract By Month

Sec	Month-Year Origination	Month-Year Savings	Dec-16	Jan-17	Feb-17	Mar-17	Apr-17	May-17	Jun-17	Jul-17	Aug-17	Sep-17	Oct-17	Nov-17	Dec-17	Jan-18	Feb-18	Mar-18	Apr-18	May-18	Jun-18	Jul-18	Aug-18	
1234	04/2018	09/2021	-	AUD	-	AUD	-	AUD	-	AUD	-	AUD	-	AUD	-	AUD	-	AUD	-	AUD	-	AUD	-	AUD
1235	06/2018	09/2021	-	AUD	-	AUD	-	AUD	-	AUD	-	AUD	-	AUD	-	AUD	-	AUD	-	AUD	-	AUD	-	AUD
1236	07/2018	09/2021	-	AUD	-	AUD	-	AUD	-	AUD	-	AUD	-	AUD	-	AUD	-	AUD	-	AUD	-	AUD	-	AUD
1237	09/2018	09/2021	-	AUD	-	AUD	-	AUD	-	AUD	-	AUD	-	AUD	-	AUD	-	AUD	-	AUD	-	AUD	-	AUD
1238	06/2018	09/2021	-	AUD	-	AUD	-	AUD	-	AUD	-	AUD	-	AUD	-	AUD	-	AUD	-	AUD	-	AUD	-	AUD
1239	06/2018	09/2021	-	AUD	-	AUD	-	AUD	-	AUD	-	AUD	-	AUD	-	AUD	-	AUD	-	AUD	-	AUD	-	AUD
1240	06/2018	09/2021	-	AUD	-	AUD	-	AUD	-	AUD	-	AUD	-	AUD	-	AUD	-	AUD	-	AUD	-	AUD	-	AUD
1241	10/2018	09/2021	-	AUD	-	AUD	-	AUD	-	AUD	-	AUD	-	AUD	-	AUD	-	AUD	-	AUD	-	AUD	-	AUD
1242	10/2018	09/2021	-	AUD	-	AUD	-	AUD	-	AUD	-	AUD	-	AUD	-	AUD	-	AUD	-	AUD	-	AUD	-	AUD
1343	01/2019	09/2021	-	AUD	-	AUD	-	AUD	-	AUD	-	AUD	-	AUD	-	AUD	-	AUD	-	AUD	-	AUD	-	AUD
1344	06/2019	09/2021	-	AUD	-	AUD	-	AUD	-	AUD	-	AUD	-	AUD	-	AUD	-	AUD	-	AUD	-	AUD	-	AUD
1345	06/2019	09/2021	-	AUD	-	AUD	-	AUD	-	AUD	-	AUD	-	AUD	-	AUD	-	AUD	-	AUD	-	AUD	-	AUD
1346	09/2019	09/2021	-	AUD	-	AUD	-	AUD	-	AUD	-	AUD	-	AUD	-	AUD	-	AUD	-	AUD	-	AUD	-	AUD
1347	07/2019	09/2021	-	AUD	-	AUD	-	AUD	-	AUD	-	AUD	-	AUD	-	AUD	-	AUD	-	AUD	-	AUD	-	AUD
1348	09/2019	09/2021	-	AUD	-	AUD	-	AUD	-	AUD	-	AUD	-	AUD	-	AUD	-	AUD	-	AUD	-	AUD	-	AUD
1349	09/2019	09/2021	-	AUD	-	AUD	-	AUD	-	AUD	-	AUD	-	AUD	-	AUD	-	AUD	-	AUD	-	AUD	-	AUD
1350	06/2019	09/2021	-	AUD	-	AUD	-	AUD	-	AUD	-	AUD	-	AUD	-	AUD	-	AUD	-	AUD	-	AUD	-	AUD
1351	09/2019	09/2021	-	AUD	-	AUD	-	AUD	-	AUD	-	AUD	-	AUD	-	AUD	-	AUD	-	AUD	-	AUD	-	AUD
1352	06/2019	09/2021	-	AUD	-	AUD	-	AUD	-	AUD	-	AUD	-	AUD	-	AUD	-	AUD	-	AUD	-	AUD	-	AUD
1353	09/2019	09/2021	-	AUD	-	AUD	-	AUD	-	AUD	-	AUD	-	AUD	-	AUD	-	AUD	-	AUD	-	AUD	-	AUD
1354	12/2019	09/2021	-	AUD	-	AUD	-	AUD	-	AUD	-	AUD	-	AUD	-	AUD	-	AUD	-	AUD	-	AUD	-	AUD
1355	12/2019	09/2021	-	AUD	-	AUD	-	AUD	-	AUD	-	AUD	-	AUD	-	AUD	-	AUD	-	AUD	-	AUD	-	AUD
1356	02/2020	09/2021	-	AUD	-	AUD	-	AUD	-	AUD	-	AUD	-	AUD	-	AUD	-	AUD	-	AUD	-	AUD	-	AUD
1357	09/2020	09/2021	-	AUD	-	AUD	-	AUD	-	AUD	-	AUD	-	AUD	-	AUD	-	AUD	-	AUD	-	AUD	-	AUD
1358	01/2020	09/2021	-	AUD	-	AUD	-	AUD	-	AUD	-	AUD	-	AUD	-	AUD	-	AUD	-	AUD	-	AUD	-	AUD
1359	02/2020	09/2021	-	AUD	-	AUD	-	AUD	-	AUD	-	AUD	-	AUD	-	AUD	-	AUD	-	AUD	-	AUD	-	AUD
1360	07/2020	09/2021	-	AUD	-	AUD	-	AUD	-	AUD	-	AUD	-	AUD	-	AUD	-	AUD	-	AUD	-	AUD	-	AUD
1361	08/2020	09/2021	-	AUD	-	AUD	-	AUD	-	AUD	-	AUD	-	AUD	-	AUD	-	AUD	-	AUD	-	AUD	-	AUD
1362	09/2020	09/2021	-	AUD	-	AUD	-	AUD	-	AUD	-	AUD	-	AUD	-	AUD	-	AUD	-	AUD	-	AUD	-	AUD
1363	02/2015	10/2021	-	AUD	-	AUD	-	AUD	-	AUD	-	AUD	-	AUD	-	AUD	-	AUD	-	AUD	-	AUD	-	AUD
1364	10/2021	10/2021	-	AUD	-	AUD	-	AUD	-	AUD	-	AUD	-	AUD	-	AUD	-	AUD	-	AUD	-	AUD	-	AUD
1365	01/2016	10/2021	-	AUD	-	AUD	-	AUD	-	AUD	-	AUD	-	AUD	-	AUD	-	AUD	-	AUD	-	AUD	-	AUD
1366	10/2021	10/2021	-	AUD	-	AUD	-	AUD	-	AUD	-	AUD	-	AUD	-	AUD	-	AUD	-	AUD	-	AUD	-	AUD
1367	03/2016	10/2021	-	AUD	-	AUD	-	AUD	-	AUD	-	AUD	-	AUD	-	AUD	-	AUD	-	AUD	-	AUD	-	AUD
1368	04/2016	10/2021	-	AUD	-	AUD	-	AUD	-	AUD	-	AUD	-	AUD	-	AUD	-	AUD	-	AUD	-	AUD	-	AUD
1369	10/2016	10/2021	-	AUD	-	AUD	-	AUD	-	AUD	-	AUD	-	AUD	-	AUD	-	AUD	-	AUD	-	AUD	-	AUD
1370	03/2017	10/2021	-	AUD	-	AUD	-	AUD	-	AUD	-	AUD	-	AUD	-	AUD	-	AUD	-	AUD	-	AUD	-	AUD
1371	05/2017	10/2021	-	AUD	-	AUD	-	AUD	-	AUD	-	AUD	-	AUD	-	AUD	-	AUD	-	AUD	-	AUD	-	AUD
1372	05/2018	10/2021	-	AUD	-	AUD	-	AUD	-	AUD	-	AUD	-	AUD	-	AUD	-	AUD	-	AUD	-	AUD	-	AUD
1373	10/2021	10/2021	-	AUD	-	AUD	-	AUD	-	AUD	-	AUD	-	AUD	-	AUD	-	AUD	-	AUD	-	AUD	-	AUD

Contract Level Data

Net Salvage Recoveries By Contract By Month

No.	Month / Year of Origination	Month / Year of Net Salvage	Dec-16	Jan-17	Feb-17	Mar-17	Apr-17	May-17	Jun-17	Jul-17	Aug-17	Sep-17	Oct-17	Nov-17	Dec-17	Jan-18	Feb-18	Mar-18	Apr-18	May-18	Jun-18	Jul-18	Aug-18	
1274	10/2016	10/2021	- AUD	- AUD	- AUD	- AUD	- AUD	- AUD	- AUD	- AUD	- AUD	- AUD	- AUD	- AUD	- AUD	- AUD	- AUD	- AUD	- AUD	- AUD	- AUD	- AUD	- AUD	
1275	10/2016	10/2021	- AUD	- AUD	- AUD	- AUD	- AUD	- AUD	- AUD	- AUD	- AUD	- AUD	- AUD	- AUD	- AUD	- AUD	- AUD	- AUD	- AUD	- AUD	- AUD	- AUD	- AUD	
1276	10/2016	10/2021	- AUD	- AUD	- AUD	- AUD	- AUD	- AUD	- AUD	- AUD	- AUD	- AUD	- AUD	- AUD	- AUD	- AUD	- AUD	- AUD	- AUD	- AUD	- AUD	- AUD	- AUD	
1277	06/2019	10/2021	- AUD	- AUD	- AUD	- AUD	- AUD	- AUD	- AUD	- AUD	- AUD	- AUD	- AUD	- AUD	- AUD	- AUD	- AUD	- AUD	- AUD	- AUD	- AUD	- AUD	- AUD	
1278	10/2019	10/2021	- AUD	- AUD	- AUD	- AUD	- AUD	- AUD	- AUD	- AUD	- AUD	- AUD	- AUD	- AUD	- AUD	- AUD	- AUD	- AUD	- AUD	- AUD	- AUD	- AUD	- AUD	
1279	10/2019	10/2021	- AUD	- AUD	- AUD	- AUD	- AUD	- AUD	- AUD	- AUD	- AUD	- AUD	- AUD	- AUD	- AUD	- AUD	- AUD	- AUD	- AUD	- AUD	- AUD	- AUD	- AUD	
1280	09/2020	10/2021	- AUD	- AUD	- AUD	- AUD	- AUD	- AUD	- AUD	- AUD	- AUD	- AUD	- AUD	- AUD	- AUD	- AUD	- AUD	- AUD	- AUD	- AUD	- AUD	- AUD	- AUD	
Total	12/18		- 8101	- 8101	- 8101	- 8101	- 8101	- 8101	844 63 8101	1724 60 8101	6 100 13 8101	8 148 08 8101	5 222 08 8101	15 164 08 8101	422 76 8101	9 704 14 8101	8 184 04 8101	1 216 04 8101	425 47 8101	6 683 04 8101	9 822 17 8101	18 1872 23 8101	19 765 67 8101	7 410 67 8101

	No.	Year of Completion	Month/Year of Survey	Sep-16	Oct-16	Nov-16	Dec-16	Jan-17	Feb-17	Mar-17	Apr-17	May-17	Jun-17	Jul-17	Aug-17	Sep-17	Oct-17	Nov-17	Dec-17	Jan-18	Feb-18
1	04/2014	02/2017	-	AUD	-	AUD	-	AUD	-	AUD	-	AUD	-	AUD	-	AUD	-	AUD	-	AUD	-
2	10/2011	03/2017	-	AUD	-	AUD	-	AUD	-	AUD	-	AUD	-	AUD	-	AUD	-	AUD	-	AUD	-
3	03/2015	02/2017	-	AUD	-	AUD	-	AUD	-	AUD	-	AUD	-	AUD	-	AUD	-	AUD	-	AUD	-
4	01/2015	02/2017	-	AUD	-	AUD	-	AUD	-	AUD	-	AUD	-	AUD	-	AUD	-	AUD	-	AUD	-
5	04/2017	02/2017	-	AUD	-	AUD	-	AUD	-	AUD	-	AUD	-	AUD	-	AUD	-	AUD	-	AUD	-
6	10/2015	04/2017	-	AUD	-	AUD	-	AUD	-	AUD	-	AUD	-	AUD	-	AUD	-	AUD	-	AUD	-
7	03/2016	04/2017	-	AUD	-	AUD	-	AUD	-	AUD	-	AUD	-	AUD	-	AUD	-	AUD	-	AUD	-
8	03/2014	06/2017	-	AUD	-	AUD	-	AUD	-	AUD	-	AUD	-	AUD	-	AUD	-	AUD	-	AUD	-
9	05/2014	05/2017	-	AUD	-	AUD	-	AUD	-	AUD	-	AUD	-	AUD	-	AUD	-	AUD	-	AUD	-
10	06/2015	05/2017	-	AUD	-	AUD	-	AUD	-	AUD	-	AUD	-	AUD	-	AUD	-	AUD	-	AUD	-
11	03/2016	05/2017	-	AUD	-	AUD	-	AUD	-	AUD	-	AUD	-	AUD	-	AUD	-	AUD	-	AUD	-
12	05/2016	05/2017	-	AUD	-	AUD	-	AUD	-	AUD	-	AUD	-	AUD	-	AUD	-	AUD	-	AUD	-
13	08/2016	05/2017	-	AUD	-	AUD	-	AUD	-	AUD	-	AUD	-	AUD	-	AUD	-	AUD	-	AUD	-
14	06/2015	05/2017	-	AUD	-	AUD	-	AUD	-	AUD	-	AUD	-	AUD	-	AUD	-	AUD	-	AUD	-
15	11/2015	06/2017	-	AUD	-	AUD	-	AUD	-	AUD	-	AUD	-	AUD	-	AUD	-	AUD	-	AUD	-
16	06/2017	18.80 AUD	12.27 AUD	-	AUD	12.26 AUD	12.26 AUD	72.72 AUD	72.72 AUD	146.45 AUD	90.91 AUD	109.09 AUD	90.91 AUD	81.81 AUD	181.80 AUD	90.91 AUD	100.00 AUD	50.00 AUD	-	-	-
17	05/2016	06/2017	90.91 AUD	-	90.91 AUD	90.91 AUD	90.91 AUD	90.91 AUD	90.91 AUD	90.91 AUD	90.91 AUD	136.36 AUD	318.18 AUD	136.36 AUD	136.36 AUD	136.36 AUD	30.00 AUD	150.00 AUD	150.00 AUD	150.00 AUD	-
18	06/2017	06/2017	-	AUD	-	AUD	-	AUD	-	AUD	-	AUD	-	AUD	-	AUD	-	AUD	-	AUD	-
19	12/2015	07/2017	-	AUD	-	AUD	-	AUD	-	AUD	-	AUD	-	AUD	-	AUD	-	AUD	-	AUD	-
20	12/2015	07/2017	-	AUD	-	AUD	-	AUD	-	AUD	-	AUD	-	AUD	-	AUD	-	AUD	-	AUD	-
21	06/2016	07/2017	-	AUD	-	AUD	-	AUD	-	AUD	-	AUD	-	AUD	-	AUD	-	AUD	-	AUD	-
22	06/2016	07/2017	-	AUD	-	AUD	-	AUD	-	AUD	-	AUD	-	AUD	-	AUD	-	AUD	-	AUD	-
23	06/2015	07/2017	-	AUD	-	AUD	-	AUD	-	AUD	-	AUD	-	AUD	-	AUD	-	AUD	-	AUD	-
24	12/2015	08/2017	39.26 AUD	-	39.26 AUD	39.26 AUD	39.26 AUD	88.31 AUD	88.31 AUD	53.87 AUD	-	AUD	44.84 AUD	25.60 AUD	150.19 AUD	305.01 AUD	266.4 AUD	-	370.40 AUD	46.38 AUD	-
25	08/2017	08/2017	-	AUD	-	AUD	-	AUD	-	AUD	-	AUD	-	AUD	-	AUD	-	AUD	-	AUD	-
26	09/2016	08/2017	-	AUD	-	AUD	-	AUD	-	AUD	-	AUD	-	AUD	-	AUD	-	AUD	-	AUD	-
27	08/2016	08/2017	-	AUD	-	AUD	-	AUD	-	AUD	-	AUD	-	AUD	-	AUD	-	AUD	-	AUD	-
28	12/2015	09/2017	-	AUD	-	AUD	-	AUD	-	AUD	-	AUD	-	AUD	-	AUD	-	AUD	-	AUD	-
29	03/2017	1.3405 AUD	-	AUD	-	AUD	-	AUD	-	AUD	-	AUD	-	AUD	-	AUD	-	AUD	-	AUD	-
30	06/2016	09/2017	-	AUD	-	AUD	-	AUD	-	AUD	-	AUD	-	AUD	-	AUD	-	AUD	-	AUD	-
31	08/2017	6.3631 AUD	11.6727 AUD	-	AUD	-	AUD	-	AUD	-	AUD	-	AUD	-	AUD	-	AUD	-	AUD	-	-
32	03/2016	10/2017	-	AUD	-	AUD	-	AUD	-	AUD	-	AUD	-	AUD	-	AUD	-	AUD	-	AUD	-
33	07/2016	10/2017	-	AUD	-	AUD	-	AUD	-	AUD	-	AUD	-	AUD	-	AUD	-	AUD	-	AUD	-
34	10/2016	10/2017	-	AUD	-	AUD	-	AUD	-	AUD	-	AUD	-	AUD	-	AUD	-	AUD	-	AUD	-
35	12/2016	10/2017	-	AUD	-	AUD	-	AUD	-	AUD	-	AUD	-	AUD	-	AUD	-	AUD	-	AUD	-
36	11/2014	10/2017	-	AUD	-	AUD	-	AUD	-	AUD	-	AUD	-	AUD	-	AUD	-	AUD	-	AUD	-
37	12/2016	11/2017	-	AUD	-	AUD	-	AUD	-	AUD	-	AUD	-	AUD	-	AUD	-	AUD	-	AUD	-
38	12/2016	11/2017	-	AUD	-	AUD	-	AUD	-	AUD	-	AUD	-	AUD	-	AUD	-	AUD	-	AUD	-
39	02/2017	11/2017	-	AUD	-	AUD	-	AUD	-	AUD	-	AUD	-	AUD	-	AUD	-	AUD	-	AUD	-
40	12/2016	11/2017	-	AUD	-	AUD	-	AUD	-	AUD	-	AUD	-	AUD	-	AUD	-	AUD	-	AUD	-
41	05/2016	12/2017	-	AUD	-	AUD	-	AUD	-	AUD	-	AUD	-	AUD	-	AUD	-	AUD	-	AUD	-
42	05/2016	12/2017	-	AUD	-	AUD	-	AUD	-	AUD	-	AUD	-	AUD	-	AUD	-	AUD	-	AUD	-
43	02/2017	12/2017	-	AUD	-	AUD	-	AUD	-	AUD	-	AUD	-	AUD	-	AUD	-	AUD	-	AUD	-
44	05/2017	02/2018	-	AUD	-	AUD	-	AUD	-	AUD	-	AUD	-	AUD	-	AUD	-	AUD	-	AUD	-
45	09/2014	01/2018	-	AUD	-	AUD	-	AUD	-	AUD	-	AUD	-	AUD	-	AUD	-	AUD	-	AUD	-
46	02/2017	01/2018	-	AUD	-	AUD	-	AUD	-	AUD	-	AUD	-	AUD	-	AUD	-	AUD	-	AUD	-
47	02/2017	01/2018	-	AUD	-	AUD	-	AUD	-	AUD	-	AUD	-	AUD	-	AUD	-	AUD	-	AUD	-
48	11/2015	02/2018	-	AUD	-	AUD	-	AUD	-	AUD	-	AUD	-	AUD	-	AUD	-	AUD	-	AUD	-
49	02/2016	02/2018	-	AUD	-	AUD	-	AUD	-	AUD	-	AUD	-	AUD	-	AUD	-	AUD	-	AUD	-
50	06/2016	02/2018	-	AUD	-	AUD	-	AUD	-	AUD	-	AUD	-	AUD	-	AUD	-	AUD	-	AUD	-
51	02/2016	02/2018	-	AUD	-	AUD	-	AUD	-	AUD	-	AUD	-	AUD	-	AUD	-	AUD	-	AUD	-
52	01/2016	03/2018	-	AUD	-	AUD	-	AUD	-	AUD	-	AUD	-	AUD	-	AUD	-	AUD	-	AUD	-
53	03/2016	03/2018	-	AUD	-	AUD	-	AUD	-	AUD	-	AUD	-	AUD	-	AUD	-	AUD	-	AUD	-
54	10/2016	03/2018	-	AUD	-	AUD	-	AUD	-	AUD	-	AUD	-	AUD	-	AUD	-	AUD	-	AUD	-
55	01/2017	13.0011 AUD	-	AUD	-	AUD	-	AUD	-	AUD	-	AUD	-	AUD	-	AUD	-	AUD	-	AUD	-
56	02/2015	04/2018	-	AUD	-	AUD	-	AUD	-	AUD	-	AUD	-	AUD	-	AUD	-	AUD	-	AUD	-
57	02/2015	04/2018	-	AUD	-	AUD	-	AUD	-	AUD	-	AUD	-	AUD	-	AUD	-	AUD	-	AUD	-
58	06/2016	04/2018	45.54 AUD	-	45.54 AUD	-	AUD	900.00 AUD	-	45.54 AUD	-	AUD	45.54 AUD	-	45.54 AUD	-	45.54 AUD	-	AUD	-	-
59	03/2017	04/2018	-	AUD	-	AUD	-	AUD	-	AUD	-	AUD	-	AUD	-	AUD	-	AUD	-	AUD	-
60	04/2016	04/2018	-	AUD	-	AUD	-	AUD	-	AUD	-	AUD	-	AUD	-	AUD	-	AUD	-	AUD	-
61	04/2016	05/2018	-	AUD	-	AUD	-	AUD	-	AUD	-	AUD	-	AUD	-	AUD	-	AUD	-	AUD	-
62	05/2016	05/2018	-	AUD	-	AUD	-	AUD	-	AUD	-	AUD	-	AUD	-	AUD	-	AUD	-	AUD	-
63	05/2017	05/2018	-	AUD	-	AUD	-	AUD	-	AUD	-	AUD	-	AUD	-	AUD	-	AUD	-	AUD	-
64	06/2016	05/2018	-	AUD	-	AUD	-	AUD	-	AUD	-	AUD	-	AUD	-	AUD	-	AUD	-	AUD	-
65	07/2013	06/2018	-	AUD	-	AUD	-	AUD	-	AUD	-	AUD	-	AUD	-	AUD	-	AUD	-	AUD	-
66	06/2016	06/2018	-	AUD	-	AUD	-	AUD	-	AUD	-	AUD	-	AUD	-	AUD	-	AUD	-	AUD	-
67	11/2015	06/2018	-	AUD	-	AUD	-	AUD	-	AUD	-	AUD	-	AUD	-	AUD	-	AUD	-	AUD	-
68	06/2016	06/2018	90.91 AUD	-	90.91 AUD	90.91 AUD	90.91 AUD	90.91 AUD	90.91 AUD	90.91 AUD	90.91 AUD	136.36 AUD	318.18 AUD	136.36 AUD	136.36 AUD	136.36 AUD	30.00 AUD	150.00 AUD	150.00 AUD	150.00 AUD	-
69	12/2016	06/2018	-	AUD	-	AUD	-	AUD	-	AUD	-	AUD	-	AUD	-	AUD	-	AUD	-	AUD	-
70	02/2017	06/2018	-	AUD	-	AUD	-	AUD	-	AUD	-	AUD	-	AUD	-	AUD	-	AUD	-	AUD	-
71	03/2017	06/2018	-	AUD	-	AUD	-	AUD	-	AUD	-	AUD	-	AUD	-	AUD	-	AUD	-	AUD	-
72	04/2017	06/2018	-	AUD	-	AUD	-	AUD	-	AUD	-	AUD	-	AUD	-	AUD	-	AUD	-	AUD	-
73	06/2017	06/2018	-	AUD	-	AUD	-	AUD	-	AUD	-	AUD	-	AUD	-	AUD	-	AUD	-	AUD	-
74	08/2017	06/2018	-	AUD	-	AUD	-	AUD	-	AUD	-	AUD	-	AUD	-	AUD	-	AUD	-	AUD	-
75	07/2015	07/2018	-	AUD	-	AUD	-	AUD	-	AUD	-	AUD	-	AUD	-	AUD	-	AUD	-	AUD	-
76	02/2016	07/2018	181.80 AUD	-	181.80 AUD	181.80 AUD	181.80 AUD	90.90 AUD	90.90 AUD	454.54 AUD	-	AUD	136.36 AUD	181.80 AUD	181.80 AUD	181.80 AUD	181.80 AUD	181.80 AUD	181.80 AUD	181.80 AUD	-
77	02/2016	07/2018	-	AUD	-	AUD	-	AUD	-	AUD	-	AUD	-	AUD	-	AUD	-	AUD	-	AUD	-
78	06/2016	07/2018	-	AUD	-	AUD	-	AUD	-	AUD	-	AUD	-	AUD	-	AUD	-	AUD	-	AUD	-
79	07/2016	07/2018	54.54 AUD	-	54.54 AUD	-	AUD	54.54 AUD	-	54.54 AUD	-	AUD	136.36 AUD	181.80 AUD	181.80 AUD	181.80 AUD	181.80 AUD	181.80 AUD	181.80 AUD	181.80 AUD	-
80	06/2016	07/2018	-	AUD	-	AUD	-	AUD	-	AUD	-	AUD	-	AUD	-	AUD	-	AUD	-	AUD	-
81	06/2016	07/2018	-	AUD	-	AUD	-	AUD	-	AUD	-	AUD	-	AUD	-	AUD	-	AUD	-	AUD	-
82	01/2017	07/2018	-	AUD	-	AUD	-	AUD	-	AUD	-	AUD	-	AUD	-	AUD	-	AUD	-	AUD	-
83	02/2017	07/2018	-	AUD	-	AUD	-	AUD	-	AUD	-	AUD	-	AUD	-	AUD	-	AUD	-	AUD	-
84	05/2017	07/2018	-	AUD	-	AUD	-	AUD	-	AUD	-	A									

No.	Month / Year of	Month / Year of Net	Sept-18	Oct-18	Nov-18	Dec-18	Jan-19	Feb-19	Mar-19	Apr-19	May-19	Jun-19	Jul-19	Aug-19	Sep-19	Oct-19	Nov-19	Dec-19	Jan-20	Feb-20
-----	-----------------	---------------------	---------	--------	--------	--------	--------	--------	--------	--------	--------	--------	--------	--------	--------	--------	--------	--------	--------	--------

Volkswagen Financial Services Australia | ABS Operations Australia | absoperations.australia@vwfs.com.au | +61 2 9751 6253

Contract Level Data

Net Salvage Recoveries By Contract By Month

No.	Month / Year of Origination	Month / Year of Net Salvage	Sep-18	Oct-18	Nov-18	Dec-18	Jan-19	Feb-19	Mar-19	Apr-19	May-19	Jun-19	Jul-19	Aug-19	Sep-19	Oct-19	Nov-19	Dec-19	Jan-20	Feb-20
277	12/2015	05/2019	- AUD	- AUD	- AUD	- AUD	- AUD	- AUD	- AUD	- AUD	- AUD	- AUD	559.28 AUD	- AUD	- AUD	- AUD	- AUD	- AUD	- AUD	- AUD
278	02/2016	05/2019	- AUD	- AUD	- AUD	- AUD	- AUD	- AUD	- AUD	- AUD	- AUD	430.26 AUD	- AUD	- AUD	- AUD	- AUD	- AUD	- AUD	- AUD	- AUD
279	02/2016	05/2019	- AUD	- AUD	- AUD	- AUD	- AUD	- AUD	- AUD	- AUD	- AUD	- AUD	- AUD	- AUD	- AUD	- AUD	- AUD	- AUD	- AUD	- AUD
280	03/2016	05/2019	- AUD	- AUD	- AUD	- AUD	- AUD	- AUD	- AUD	- AUD	- AUD	2,679.46 AUD	- AUD	- AUD	- AUD	- AUD	- AUD	- AUD	- AUD	- AUD
281	06/2016	05/2019	- AUD	- AUD	- AUD	- AUD	- AUD	- AUD	- AUD	- AUD	- AUD	- AUD	8615.00 AUD	- AUD	- AUD	- AUD	- AUD	- AUD	- AUD	- AUD
282	06/2016	05/2019	- AUD	- AUD	- AUD	- AUD	- AUD	- AUD	- AUD	- AUD	- AUD	- AUD	12,815.63 AUD	- AUD	2,892.76 AUD	- AUD	- AUD	- AUD	- AUD	- AUD
283	10/2016	05/2019	- AUD	- AUD	- AUD	- AUD	- AUD	- AUD	- AUD	- AUD	- AUD	753.38 AUD	- AUD	- AUD	- AUD	- AUD	- AUD	- AUD	- AUD	- AUD
284	10/2016	05/2019	- AUD	- AUD	- AUD	- AUD	- AUD	- AUD	- AUD	- AUD	- AUD	- AUD	- AUD	- AUD	12,543.86 AUD	- AUD	23,892.76 AUD	- AUD	- AUD	- AUD
285	11/2016	05/2019	- AUD	- AUD	- AUD	- AUD	- AUD	- AUD	- AUD	- AUD	- AUD	- AUD	751.61 AUD	- AUD	- AUD	- AUD	- AUD	- AUD	- AUD	- AUD
286	11/2016	05/2019	- AUD	- AUD	- AUD	- AUD	- AUD	- AUD	- AUD	- AUD	- AUD	- AUD	- AUD	- AUD	- AUD	- AUD	- AUD	- AUD	- AUD	- AUD
287	12/2016	05/2019	- AUD	- AUD	- AUD	- AUD	- AUD	- AUD	- AUD	- AUD	- AUD	- AUD	12,029.50 AUD	421.33 AUD	- AUD	1758.50 AUD	32,392.76 AUD	- AUD	- AUD	- AUD
288	01/2017	05/2019	- AUD	- AUD	- AUD	- AUD	- AUD	- AUD	- AUD	- AUD	- AUD	- AUD	- AUD	- AUD	- AUD	- AUD	- AUD	- AUD	- AUD	- AUD
289	05/2017	05/2019	- AUD	- AUD	- AUD	- AUD	- AUD	- AUD	- AUD	- AUD	- AUD	- AUD	- AUD	- AUD	- AUD	- AUD	- AUD	- AUD	- AUD	- AUD
290	06/2017	05/2019	- AUD	- AUD	- AUD	- AUD	- AUD	- AUD	- AUD	- AUD	- AUD	- AUD	- AUD	- AUD	- AUD	- AUD	- AUD	- AUD	- AUD	- AUD
291	05/2017	05/2019	- AUD	- AUD	- AUD	- AUD	- AUD	- AUD	- AUD	- AUD	- AUD	1,905.03 AUD	- AUD	- AUD	- AUD	- AUD	- AUD	- AUD	- AUD	- AUD
292	07/2017	05/2019	- AUD	- AUD	- AUD	- AUD	- AUD	- AUD	- AUD	- AUD	- AUD	- AUD	- AUD	- AUD	- AUD	- AUD	- AUD	- AUD	- AUD	- AUD

No.	Month / Year of	Month / Year of Net	Sep-18	Oct-18	Nov-18	Dec-18	Jan-19	Feb-19	Mar-19	Apr-19	May-19	Jun-19	Jul-19	Aug-19	Sep-19	Oct-19	Nov-19	Dec-19	Jan-20	Feb-20
-----	-----------------	---------------------	--------	--------	--------	--------	--------	--------	--------	--------	--------	--------	--------	--------	--------	--------	--------	--------	--------	--------

Volkswagen Financial Services Australia | ABS Operations Australia | absoperations.australia@vwfs.com.au | +61 2 9751 6253

No.	Month / Year of	Month / Year of Net	Sep-18	Oct-18	Nov-18	Dec-18	Jan-19	Feb-19	Mar-19	Apr-19	May-19	Jun-19	Jul-19	Aug-19	Sep-19	Oct-19	Nov-19	Dec-19	Jan-20	Feb-20
-----	-----------------	---------------------	--------	--------	--------	--------	--------	--------	--------	--------	--------	--------	--------	--------	--------	--------	--------	--------	--------	--------

Volkswagen Financial Services Australia | ABS Operations Australia | absoperations.australia@vwfs.com.au | +61 2 9751 6253

No.	Month / Year of	Month / Year of Net	Sep-18	Oct-18	Nov-18	Dec-18	Jan-19	Feb-19	Mar-19	Apr-19	May-19	Jun-19	Jul-19	Aug-19	Sep-19	Oct-19	Nov-19	Dec-19	Jan-20	Feb-20
-----	-----------------	---------------------	--------	--------	--------	--------	--------	--------	--------	--------	--------	--------	--------	--------	--------	--------	--------	--------	--------	--------

Volkswagen Financial Services Australia | ABS Operations Australia | absoperations.australia@vwfs.com.au | +61 2 9751 6257

No.	Month / Year of	Month / Year of Net	Sep-18	Oct-18	Nov-18	Dec-18	Jan-19	Feb-19	Mar-19	Apr-19	May-19	Jun-19	Jul-19	Aug-19	Sep-19	Oct-19	Nov-19	Dec-19	Jan-20	Feb-20
-----	-----------------	---------------------	--------	--------	--------	--------	--------	--------	--------	--------	--------	--------	--------	--------	--------	--------	--------	--------	--------	--------

Volkswagen Financial Services Australia | ABS Operations Australia | absoperations.australia@vwfs.com.au | +61 2 9751 6253

No.	Month / Year of	Month / Year of Net	Sep-18	Oct-18	Nov-18	Dec-18	Jan-19	Feb-19	Mar-19	Apr-19	May-19	Jun-19	Jul-19	Aug-19	Sep-19	Oct-19	Nov-19	Dec-19	Jan-20	Feb-20
-----	-----------------	---------------------	--------	--------	--------	--------	--------	--------	--------	--------	--------	--------	--------	--------	--------	--------	--------	--------	--------	--------

Volkswagen Financial Services Australia | ABS Operations Australia | absoperations.australia@vwfs.com.au | +61 2 9751 6253

[illegible]

Volkswagen Financial Services Australia | ABS Operations Australia | absoperations.australia@vwfs.com.au | +61 2 9751 6253

[illegible]

Volkswagen Financial Services Australia | ABS Operations Australia | absoperations.australia@vwfs.com.au | +61 2 9751 6257

No.	Month / Year of	Month / Year of Net	Sep-18	Oct-18	Nov-18	Dec-18	Jan-19	Feb-19	Mar-19	Apr-19	May-19	Jun-19	Jul-19	Aug-19	Sep-19	Oct-19	Nov-19	Dec-19	Jan-20	Feb-20
-----	-----------------	---------------------	--------	--------	--------	--------	--------	--------	--------	--------	--------	--------	--------	--------	--------	--------	--------	--------	--------	--------

Volkswagen Financial Services Australia | ABS Operations Australia | absoperations.australia@vwfs.com.au | +61 2 9751 6253

Net Salvage Recoveries By Contract By Month

Volkswagen Financial Services Australia | ABS Operations Australia | absoperations.australia@vwfs.com.au | +61 2 9751 6257

Contract Level Data

Net Salvage Recoveries By Contract By Month

No.	Month / Year of Origination	Month / Year of Net Salvage	Sep-18	Oct-18	Nov-18	Dec-18	Jan-19	Feb-19	Mar-19	Apr-19	May-19	Jun-19	Jul-19	Aug-19	Sep-19	Oct-19	Nov-19	Dec-19	Jan-20	Feb-20
1274	10/2018	10/2021	- AUD	- AUD	- AUD	- AUD	- AUD	- AUD	- AUD	- AUD	- AUD	- AUD	- AUD	- AUD	- AUD	- AUD	- AUD	- AUD	- AUD	- AUD
1275	10/2018	10/2021	- AUD	- AUD	- AUD	- AUD	- AUD	- AUD	- AUD	- AUD	- AUD	- AUD	- AUD	- AUD	- AUD	- AUD	- AUD	- AUD	- AUD	- AUD
1276	10/2018	10/2021	- AUD	- AUD	- AUD	- AUD	- AUD	- AUD	- AUD	- AUD	- AUD	- AUD	- AUD	- AUD	- AUD	- AUD	- AUD	- AUD	- AUD	- AUD
1277	09/2019	10/2021	- AUD	- AUD	- AUD	- AUD	- AUD	- AUD	- AUD	- AUD	- AUD	- AUD	- AUD	- AUD	- AUD	- AUD	- AUD	- AUD	- AUD	- AUD
1278	10/2019	10/2021	- AUD	- AUD	- AUD	- AUD	- AUD	- AUD	- AUD	- AUD	- AUD	- AUD	- AUD	- AUD	- AUD	- AUD	- AUD	- AUD	- AUD	- AUD
1279	10/2019	10/2021	- AUD	- AUD	- AUD	- AUD	- AUD	- AUD	- AUD	- AUD	- AUD	- AUD	- AUD	- AUD	- AUD	- AUD	- AUD	- AUD	- AUD	- AUD
1280	09/2020	10/2021	- AUD	- AUD	- AUD	- AUD	- AUD	- AUD	- AUD	- AUD	- AUD	- AUD	- AUD	- AUD	- AUD	- AUD	- AUD	- AUD	- AUD	- AUD
Total	12/20		8 120.04 (0.00)	8 033.49 (0.00)	81 483.89 (0.00)	11 474.70 (0.00)	29 908.79 (0.00)	69 048.47 (0.00)	71 630.21 (0.00)	24 476.49 (0.00)	170 503.69 (0.00)	54 493.89 (0.00)	49 327.45 (0.00)	59 510.11 (0.00)	77 408.81 (0.00)	10 572.87 (0.00)	503 413.64 (0.00)	89 676.99 (0.00)	138 454.89 (0.00)	109 805.78 (0.00)

[illegible]

Volkswagen Financial Services Australia | ABS Operations Australia | absoperations.australia@vwfs.com.au | +61 2 9751 6257

[illegible]

Contract Level Data

No.	Month / Year of Origination	Month / Year of Next Salvage	Mar-20	Apr-20	May-20	Jun-20	Jul-20	Aug-20	Sep-20	Oct-20	Nov-20	Dec-20	Jan-21
277	12/2015	05/2019	- AUD	- AUD	- AUD	- AUD	- AUD	- AUD	- AUD	- AUD	- AUD	- AUD	- AUD
278	02/2016	05/2019	- AUD	- AUD	- AUD	- AUD	- AUD	- AUD	- AUD	- AUD	- AUD	- AUD	- AUD
279	02/2016	05/2019	- AUD	- AUD	- AUD	- AUD	- AUD	- AUD	- AUD	- AUD	- AUD	- AUD	- AUD
280	03/2016	05/2019	- AUD	- AUD	- AUD	- AUD	- AUD	- AUD	- AUD	- AUD	- AUD	- AUD	- AUD
281	05/2016	05/2019	- AUD	- AUD	- AUD	- AUD	- AUD	- AUD	- AUD	- AUD	- AUD	- AUD	- AUD
282	06/2016	05/2019	- AUD	- AUD	- AUD	- AUD	- AUD	- AUD	- AUD	- AUD	- AUD	- AUD	- AUD
283	10/2016	05/2019	- AUD	- AUD	- AUD	- AUD	- AUD	- AUD	- AUD	- AUD	- AUD	- AUD	- AUD
284	10/2016	05/2019	- AUD	- AUD	- AUD	- AUD	- AUD	- AUD	- AUD	- AUD	- AUD	- AUD	- AUD
285	11/2016	05/2019	- AUD	- AUD	- AUD	- AUD	- AUD	- AUD	- AUD	- AUD	- AUD	- AUD	- AUD
286	11/2016	05/2019	- AUD	- AUD	- AUD	- AUD	- AUD	- AUD	- AUD	- AUD	- AUD	- AUD	- AUD
287	12/2016	05/2019	- AUD	- AUD	- AUD	- AUD	- AUD	- AUD	- AUD	- AUD	- AUD	- AUD	- AUD
288	01/2017	05/2019	- AUD	- AUD	- AUD	- AUD	- AUD	- AUD	- AUD	- AUD	- AUD	- AUD	- AUD
289	02/2017	05/2019	- AUD	- AUD	- AUD	- AUD	- AUD	- AUD	- AUD	- AUD	- AUD	- AUD	- AUD
290	06/2017	05/2019	- AUD	- AUD	- AUD	- AUD	- AUD	- AUD	- AUD	- AUD	- AUD	- AUD	- AUD
291	05/2017	05/2019	- AUD	- AUD	- AUD	- AUD	- AUD	- AUD	- AUD	- AUD	- AUD	- AUD	- AUD
292	07/2017	05/2019	- AUD	- AUD	- AUD	- AUD	- AUD	- AUD	- AUD	- AUD	- AUD	- AUD	- AUD

Year	Month / Year of Completion	Month / Year of Survey	Mar-20	Apr-20	May-20	Jun-20	Jul-20	Aug-20	Sep-20	Oct-20	Nov-20	Dec-20	Jan-21		
293	06/2021	05/2019	-	AUD	-	AUD	-	AUD	-	AUD	-	AUD	-	AUD	
294	06/2017	05/2019	-	AUD	-	AUD	-	AUD	-	AUD	-	AUD	-	AUD	
295	06/2017	05/2019	-	AUD	-	AUD	-	AUD	-	AUD	-	AUD	-	AUD	
296	10/2017	05/2019	-	AUD	-	AUD	-	AUD	-	AUD	-	AUD	-	AUD	
297	11/2017	05/2019	-	AUD	-	AUD	-	AUD	-	AUD	-	AUD	-	AUD	
298	04/2018	05/2019	-	AUD	-	AUD	-	AUD	-	AUD	-	AUD	-	AUD	
299	12/2017	05/2019	-	AUD	-	AUD	-	AUD	-	AUD	-	AUD	-	AUD	
300	05/2018	05/2019	-	AUD	-	AUD	-	AUD	-	AUD	-	AUD	-	AUD	
301	01/2018	05/2019	18,088.25 AUD	-	AUD	-	AUD	-	AUD	-	AUD	-	AUD	-	AUD
302	05/2018	05/2019	-	AUD	-	AUD	-	AUD	-	AUD	-	AUD	-	AUD	
303	02/2018	05/2019	-	AUD	-	AUD	-	AUD	-	AUD	-	AUD	-	AUD	
304	05/2018	05/2019	-	AUD	-	AUD	-	AUD	-	AUD	-	AUD	-	AUD	
305	02/2018	05/2019	3,892.75 AUD	-	AUD	-	AUD	-	AUD	-	AUD	-	AUD	-	AUD
306	05/2018	05/2019	-	AUD	-	AUD	-	AUD	-	AUD	-	AUD	-	AUD	
307	07/2018	05/2019	100.00 AUD	100.00 AUD	100.00 AUD	100.00 AUD	100.00 AUD	100.00 AUD	100.00 AUD	100.00 AUD	-	AUD	100.00 AUD	100.00 AUD	
308	07/2018	05/2019	-	AUD	-	AUD	-	AUD	-	AUD	-	AUD	-	AUD	
309	12/2014	05/2019	-	AUD	-	AUD	-	AUD	-	AUD	-	AUD	-	AUD	
310	02/2015	05/2019	-	AUD	-	AUD	-	AUD	-	AUD	-	AUD	-	AUD	
311	02/2017	05/2019	-	AUD	-	AUD	-	AUD	-	AUD	-	AUD	-	AUD	
312	02/2016	05/2019	-	AUD	-	AUD	-	AUD	-	AUD	-	AUD	-	AUD	
313	02/2016	05/2019	-	AUD	-	AUD	-	AUD	-	AUD	-	AUD	-	AUD	
314	07/2016	05/2019	-	AUD	3,182.50 AUD	-	AUD	-	AUD	-	AUD	-	AUD	-	AUD
315	07/2016	05/2019	-	AUD	-	AUD	-	AUD	-	AUD	-	AUD	-	AUD	
316	07/2016	05/2019	4,023.23 AUD	166.12 AUD	-	AUD	-	AUD	-	AUD	-	AUD	-	AUD	
317	07/2016	05/2019	-	AUD	-	AUD	-	AUD	-	AUD	-	AUD	-	AUD	
318	06/2016	05/2019	-	AUD	-	AUD	-	AUD	-	AUD	-	AUD	-	AUD	
319	06/2016	05/2019	-	AUD	-	AUD	-	AUD	-	AUD	-	AUD	-	AUD	
320	12/2016	05/2019	-	AUD	-	AUD	-	AUD	-	AUD	-	AUD	-	AUD	
321	05/2017	05/2019	-	AUD	-	AUD	-	AUD	-	AUD	-	AUD	-	AUD	
322	03/2017	05/2019	-	AUD	-	AUD	-	AUD	-	AUD	-	AUD	-	AUD	
323	05/2017	05/2019	-	AUD	-	AUD	-	AUD	-	AUD	-	AUD	-	AUD	
324	05/2017	05/2019	-	AUD	-	AUD	-	AUD	-	AUD	-	AUD	-	AUD	
325	05/2017	05/2019	-	AUD	-	AUD	-	AUD	-	AUD	-	AUD	-	AUD	
326	05/2017	05/2019	-	AUD	-	AUD	-	AUD	-	AUD	-	AUD	-	AUD	
327	07/2017	05/2019	-	AUD	-	AUD	-	AUD	-	AUD	-	AUD	-	AUD	
328	07/2017	05/2019	13,266.75 AUD	-	AUD	-	AUD	-	AUD	-	AUD	-	AUD	-	AUD
329	08/2017	05/2019	-	AUD	-	AUD	-	AUD	-	AUD	-	AUD	-	AUD	
330	08/2017	05/2019	9,982.75 AUD	-											

Contract Level Data

No.	Month / Year of Origination	Month / Year of Next Salvage	Mar-20	Apr-20	May-20	Jun-20	Jul-20	Aug-20	Sep-20	Oct-20	Nov-20	Dec-20	Jan-21
394	02/2014	08/2019	- AUD	- AUD	- AUD	- AUD	- AUD	- AUD	- AUD	- AUD	- AUD	- AUD	- AUD
395	04/2014	08/2019	- AUD	- AUD	- AUD	- AUD	- AUD	- AUD	- AUD	- AUD	- AUD	- AUD	- AUD
396	07/2014	08/2019	- AUD	- AUD	- AUD	- AUD	- AUD	- AUD	- AUD	- AUD	- AUD	- AUD	- AUD
397	08/2015	08/2019	- AUD	- AUD	- AUD	- AUD	- AUD	- AUD	- AUD	- AUD	- AUD	- AUD	- AUD
398	07/2015	08/2019	- AUD	- AUD	- AUD	- AUD	- AUD	- AUD	- AUD	- AUD	- AUD	- AUD	- AUD
399	08/2015	08/2019	- AUD	- AUD	- AUD	- AUD	- AUD	- AUD	- AUD	- AUD	- AUD	- AUD	- AUD
400	08/2015	08/2019	- AUD	- AUD	- AUD	- AUD	- AUD	- AUD	- AUD	- AUD	- AUD	- AUD	- AUD
401	02/2015	08/2019	1205.00 AUD	- AUD	- AUD	- AUD	- AUD	- AUD	- AUD	- AUD	- AUD	- AUD	- AUD
402	09/2015	08/2019	- AUD	- AUD	- AUD	- AUD	- AUD	- AUD	- AUD	- AUD	- AUD	- AUD	- AUD
403	11/2015	08/2019	690.00 AUD	480.00 AUD	480.00 AUD	4,820.00 AUD	- AUD	- AUD	- AUD	- AUD	- AUD	- AUD	- AUD
404	06/2016	08/2019	- AUD	- AUD	- AUD	- AUD	3,100.00 AUD	- AUD	1,200.00 AUD	- AUD	- AUD	600.00 AUD	- AUD
405	08/2016	08/2019	- AUD	- AUD	- AUD	- AUD	- AUD	- AUD	- AUD	- AUD	- AUD	- AUD	- AUD
406	08/2016	08/2019	- AUD	- AUD	- AUD	- AUD	- AUD	- AUD	- AUD	- AUD	- AUD	- AUD	- AUD
407	09/2016	08/2019	1205.00 AUD	- AUD	- AUD	- AUD	- AUD	- AUD	- AUD	- AUD	- AUD	- AUD	- AUD
408	01/2017	08/2019	- AUD	- AUD	- AUD	- AUD	- AUD	- AUD	- AUD	- AUD	- AUD	- AUD	- AUD
409	02/2017	08/2019	- AUD	- AUD	- AUD	- AUD	- AUD	- AUD	- AUD	- AUD	- AUD	- AUD	- AUD
410	02/2017	08/2019	- AUD	- AUD	- AUD	- AUD	- AUD	- AUD	- AUD	- AUD	- AUD	- AUD	- AUD
411	03/2017	08/2019	- AUD	- AUD	- AUD	- AUD	- AUD	- AUD	- AUD	- AUD	- AUD	- AUD	- AUD
412	06/2017	08/2019	- AUD	- AUD	- AUD	- AUD	- AUD	- AUD	- AUD	- AUD	- AUD	- AUD	- AUD
413	09/2017	08/2019	- AUD	- AUD	- AUD	- AUD	- AUD	2,025.64 AUD	- AUD	- AUD	- AUD	- AUD	- AUD
414	10/2017	08/2019	- AUD	- AUD	- AUD	- AUD	- AUD	- AUD	- AUD	- AUD	- AUD	- AUD	- AUD
415	10/2017	08/2019	- AUD	- AUD	- AUD	- AUD	- AUD	- AUD	- AUD	- AUD	- AUD	- AUD	- AUD
416	12/2017	08/2019	- AUD	- AUD	- AUD	- AUD	- AUD	- AUD	- AUD	- AUD	- AUD	- AUD	- AUD
417	01/2018	08/2019	- AUD	- AUD	- AUD	- AUD	- AUD	- AUD	- AUD	- AUD	- AUD	- AUD	- AUD
418	01/2018	08/2019	- AUD	- AUD	- AUD	- AUD	- AUD	- AUD	- AUD	- AUD	- AUD	- AUD	- AUD
419	01/2018	08/2019	- AUD	- AUD	- AUD	- AUD	- AUD	- AUD	- AUD	- AUD	- AUD	- AUD	- AUD
420	02/2018	08/2019	- AUD	- AUD	- AUD	11,260.79 AUD	- AUD	- AUD	- AUD	- AUD	- AUD	- AUD	- AUD
421	03/2018	08/2019	- AUD	- AUD	- AUD	- AUD	- AUD	- AUD	- AUD	- AUD	- AUD	- AUD	- AUD
422	04/2018	08/2019	- AUD	- AUD	- AUD	- AUD	- AUD	- AUD	- AUD	- AUD	- AUD	- AUD	- AUD
423	05/2018	08/2019	- AUD	- AUD	- AUD	- AUD	- AUD	- AUD	- AUD	- AUD	- AUD	- AUD	- AUD
424	06/2018	08/2019	- AUD	- AUD	- AUD	- AUD	- AUD	- AUD	- AUD	- AUD	- AUD	- AUD	- AUD
425	08/2018	08/2019	- AUD	- AUD	- AUD	- AUD	- AUD	- AUD	- AUD	- AUD	- AUD	- AUD	- AUD
426	06/2018	08/2019	- AUD	- AUD	- AUD	- AUD	- AUD	- AUD	- AUD	- AUD	- AUD	- AUD	- AUD
427	06/2018	08/2019	- AUD	- AUD	- AUD	- AUD	- AUD	- AUD	- AUD	- AUD	- AUD	- AUD	- AUD
428	06/2018	08/2019	- AUD	- AUD	- AUD	- AUD	- AUD	- AUD	- AUD	- AUD	- AUD	- AUD	- AUD
429	07/2018	08/2019	- AUD	- AUD	- AUD	- AUD	- AUD	- AUD	- AUD	- AUD	- AUD	- AUD	- AUD
430	07/2018	08/2019	- AUD	- AUD	- AUD	- AUD	- AUD	- AUD	- AUD	- AUD	- AUD	- AUD	- AUD
431	07/2018	08/2019	- AUD	- AUD	2,603.50 AUD	- AUD	- AUD	21,062.51 AUD	- AUD	- AUD	- AUD	- AUD	- AUD
432	07/2018	08/2019	- AUD	- AUD	- AUD	- AUD	- AUD	- AUD	- AUD	- AUD	- AUD	- AUD	- AUD
433	08/2018	08/2019	- AUD	- AUD	- AUD	- AUD	- AUD	- AUD	- AUD	- AUD	- AUD	- AUD	- AUD
434	08/2018	08/2019	- AUD	- AUD	- AUD	- AUD	- AUD	- AUD	- AUD	- AUD	- AUD	- AUD	- AUD
435	12/2018	08/2019	- AUD	- AUD	- AUD	- AUD	- AUD	- AUD	- AUD	- AUD	- AUD	- AUD	- AUD
436	12/2018	08/2019	- AUD	- AUD	- AUD	- AUD	- AUD	- AUD	- AUD	- AUD	- AUD	- AUD	- AUD
437	06/2013	08/2019	- AUD	- AUD	- AUD	- AUD	- AUD	- AUD	- AUD	- AUD	- AUD	- AUD	- AUD
438	10/2013	08/2019	200.00 AUD	- AUD	75.00 AUD	375.00 AUD	300.00 AUD	375.00 AUD	300.00 AUD	300.00 AUD	300.00 AUD	225.00 AUD	150.00 AUD
439	11/2013	08/2019	- AUD	- AUD	- AUD	- AUD	- AUD	- AUD	- AUD	- AUD	- AUD	- AUD	- AUD
440	01/2014	08/2019	- AUD	- AUD	- AUD	- AUD	- AUD	- AUD	- AUD	- AUD	- AUD	- AUD	- AUD
441	04/2014	08/2019	- AUD	- AUD	- AUD	- AUD	- AUD	- AUD	- AUD	- AUD	- AUD	- AUD	- AUD
442	06/2014	08/2019	- AUD	- AUD	- AUD	- AUD	- AUD	- AUD	- AUD	- AUD	- AUD	- AUD	- AUD
443	10/2014	08/2019	20.00 AUD	- AUD	20.00 AUD	50.00 AUD	3,501.49 AUD	- AUD	- AUD	- AUD	- AUD	- AUD	- AUD
444	11/2014	08/2019	- AUD	- AUD	28.20 AUD	- AUD	- AUD	- AUD	- AUD	- AUD	- AUD	- AUD	28.18 AUD
445	01/2015	08/2019	- AUD	- AUD	- AUD	- AUD	- AUD	- AUD	- AUD	- AUD	- AUD	- AUD	- AUD
446	04/2015	08/2019	- AUD	- AUD	- AUD	- AUD	- AUD	- AUD	- AUD	- AUD	- AUD	- AUD	- AUD
447	08/2015	08/2019	- AUD	- AUD	- AUD	- AUD	- AUD	- AUD	- AUD	- AUD	- AUD	- AUD	- AUD
448	07/2015	08/2019	- AUD	- AUD	- AUD	- AUD	- AUD	- AUD	- AUD	- AUD	- AUD	- AUD	- AUD
449	11/2015	08/2019	- AUD	- AUD	- AUD	- AUD	- AUD	- AUD	- AUD	- AUD	- AUD	- AUD	- AUD
450	12/2015	08/2019	- AUD	- AUD	- AUD	28.81 AUD	- AUD	- AUD	- AUD	- AUD	- AUD	- AUD	- AUD
451	03/2016	08/2019	- AUD	- AUD	- AUD	- AUD	- AUD	- AUD	- AUD	- AUD	- AUD	- AUD	- AUD
452	06/2016	08/2019	17,100.76 AUD	- AUD	- AUD	- AUD	- AUD	- AUD	- AUD	- AUD	- AUD	- AUD	- AUD
453	06/2016	08/2019	- AUD	- AUD	- AUD	- AUD	- AUD	- AUD	- AUD	- AUD	- AUD	- AUD	- AUD
454	07/2016	08/2019	- AUD	- AUD	2,788.00 AUD	- AUD	- AUD	- AUD	57,560.75 AUD	- AUD	- AUD	- AUD	- AUD
455	08/2016	08/2019	- AUD	- AUD	- AUD	- AUD	- AUD	- AUD	- AUD	- AUD	- AUD	- AUD	- AUD
456	08/2016	08/2019	- AUD	- AUD	- AUD	- AUD	- AUD	- AUD	- AUD	- AUD	- AUD	- AUD	- AUD
457	01/2017	08/2019	- AUD	- AUD	- AUD	- AUD	- AUD	- AUD	- AUD	- AUD	- AUD	- AUD	- AUD
458	12/2016	08/2019	- AUD	- AUD	- AUD	- AUD	- AUD	- AUD	- AUD	- AUD	- AUD	- AUD	- AUD
459	01/2017	08/2019	- AUD	- AUD	- AUD	- AUD	- AUD	- AUD	- AUD	- AUD	- AUD	- AUD	- AUD
460	02/2017	08/2019	280.00 AUD	100.00 AUD	100.00 AUD	50.00 AUD	50.00 AUD	100.00 AUD	300.00 AUD	100.00 AUD	150.00 AUD	- AUD	- AUD
461	05/2017	08/2019	- AUD	- AUD	- AUD	- AUD	- AUD	- AUD	- AUD	- AUD	- AUD	- AUD	- AUD
462	06/2017	08/2019	- AUD	- AUD	- AUD	- AUD	- AUD	- AUD	- AUD	- AUD	- AUD	- AUD	- AUD
463	08/2017	08/2019	- AUD	- AUD	- AUD	- AUD	- AUD	- AUD	- AUD	- AUD	- AUD	- AUD	- AUD
464	09/2017	08/2019	- AUD	- AUD	- AUD	- AUD	- AUD	- AUD	- AUD	- AUD	- AUD	- AUD	- AUD
465	10/2017	08/2019	- AUD	- AUD	- AUD	- AUD	- AUD	- AUD	- AUD	- AUD	- AUD	- AUD	- AUD
466	01/2018	08/2019	- AUD	- AUD	- AUD	- AUD	- AUD	- AUD	- AUD	- AUD	- AUD	- AUD	5,113.07 AUD
467	01/2018	08/2019	- AUD	- AUD	- AUD	- AUD	- AUD	- AUD	- AUD	- AUD	- AUD	- AUD	- AUD
468	01/2018	08/2019	- AUD	- AUD	- AUD	- AUD	- AUD	- AUD	- AUD	- AUD	- AUD	- AUD	- AUD
469	02/2018	08/2019	- AUD	- AUD	- AUD	- AUD	- AUD	- AUD	- AUD	- AUD	- AUD	- AUD	- AUD
470	02/2018	08/2019	- AUD	- AUD	- AUD	- AUD	- AUD	- AUD	- AUD	- AUD	- AUD	- AUD	- AUD
471	02/2018	08/2019	- AUD	5,700.50 AUD	- AUD	80,149.75 AUD	- AUD	- AUD	- AUD	- AUD	- AUD	- AUD	- AUD
472	03/2018	08/2019	200.00 AUD	- AUD	- AUD	- AUD	300.00 AUD	200.00 AUD	100.00 AUD	400.00 AUD	400.00 AUD	716.38 AUD	200.00 AUD
473	03/2018	08/2019	50.00 AUD	- AUD	- AUD	- AUD	- AUD	- AUD	- AUD	1,000.00 AUD	500.00 AUD	500.00 AUD	- AUD
474	03/2018	08/2019	- AUD	- AUD	- AUD	- AUD	- AUD	- AUD	- AUD	- AUD	- AUD	- AUD	- AUD
475	03/2018	08/2019	- AUD	- AUD	- AUD	- AUD	3,536.73 AUD	- AUD	- AUD	- AUD	- AUD	- AUD	- AUD
476	04/2018	08/2019	- AUD	- AUD	- AUD	- AUD	- AUD	- AUD	- AUD	- AUD	- AUD	- AUD	- AUD
477	04/2018	08/2019	- AUD	- AUD	- AUD	- AUD	- AUD	- AUD	- AUD	- AUD	- AUD	- AUD	- AUD
478	04/2018	08/2019	- AUD	- AUD	- AUD	- AUD	- AUD	- AUD	- AUD	- AUD	- AUD	- AUD	- AUD
479	06/2018	08/2019	- AUD	- AUD	- AUD	- AUD	- AUD	- AUD	- AUD	- AUD	- AUD	- AUD	- AUD
480	06/2018	08/2019	703.00 AUD	211.16 AUD	140.44 AUD	- AUD	198.99 AUD	191.99 AUD	191.99 AUD	211.16 AUD	140.79 AUD	140.79 AUD	140.79 AUD
481	07/2018	08/2019	- AUD	- AUD	- AUD	13,136.50 AUD	- AUD	- AUD	- AUD	- AUD	- AUD	- AUD	- AUD
482	07/2018	08/2019	150.00 AUD	300.00 AUD	271.90 AUD	300.00 AUD	150.00 AUD	- AUD	- AUD	- AUD	- AUD	86.12 AUD	- AUD
483	07/2018	08/2019	- AUD	- AUD	- AUD	- AUD	- AUD	- AUD	- AUD	- AUD	- AUD	- AUD	- AUD
484	07/2018	08/2019	- AUD	- AUD	- AUD	- AUD	10,646.93 AUD	- AUD	- AUD	- AUD	- AUD	- AUD	- AUD
485	08/2018	08/2019	- AUD	- AUD	- AUD	- AUD	- AUD	- AUD	- AUD	- AUD	- AUD	32.04 AUD	- AUD
486	08/2018	08/2019	260.00 AUD	- AUD	260.00 AUD	- AUD	- AUD	- AUD	- AUD	3,300.00 AUD	- AUD	908.00 AUD	- AUD
487	09/2018	08/2019	- AUD	16,664.90 AUD	14,000.00 AUD	- AUD	- AUD	- AUD	- AUD	- AUD	2,837.00 AUD	- AUD	- AUD
488	09/2018	08/2019	- AUD	- AUD	- AUD	- AUD	- AUD	- AUD	- AUD	- AUD	- AUD	- AUD	- AUD
489	09/2018	08/2019	- AUD	- AUD	- AUD	- AUD	- AUD	- AUD	- AUD	- AUD	- AUD	- AUD	- AUD
490	10/2018	08/2019	400.00 AUD	500.00 AUD	400.00 AUD	400.00 AUD	500.00 AUD	400.00 AUD	400.00 AUD	500.00 AUD	400.00 AUD	500.00 AUD	200.00 AUD
491	07/2013	10/2019	- AUD	- AUD	- AUD	- AUD	- AUD	- AUD	- AUD	- AUD	- AUD	- AUD	- AUD
492	07/2014	10/2019	- AUD	- AUD	- AUD	- AUD	- AUD	- AUD	- AUD	- AUD	- AUD	- AUD	- AUD
493	10/2014	10/2019	- AUD	1,200.00 AUD	- AUD	- AUD	- AUD	- AUD	- AUD	- AUD	99.54 AUD	- AUD	- AUD
494	11/2014	10/2019	- AUD	- AUD	- AUD	- AUD	- AUD	- AUD	- AUD	- AUD	- AUD	- AUD	- AUD
495	02/2015	10/2019	- AUD	- AUD	- AUD	- AUD	- AUD	- AUD	- AUD	- AUD	- AUD	- AUD	- AUD
496	03/2015	10/2019	- AUD	- AUD	- AUD	- AUD	- AUD	- AUD	- AUD	- AUD	- AUD	- AUD	212.25 AUD
497	12/2015	10/2019	- AUD	- AUD	- AUD	- AUD	- AUD	- AUD	- AUD	- AUD	- AUD	- AUD	- AUD

Contract Level Data

Ref.	Month / Year of Origination	Month / Year of Next Salvage	Mar-20	Apr-20	May-20	Jun-20	Jul-20	Aug-20	Sep-20	Oct-20	Nov-20	Dec-20	Jan-21
498	02/2016	10/2019	- AUD	- AUD	- AUD	- AUD	- AUD	- AUD	- AUD	- AUD	- AUD	- AUD	- AUD
499	04/2016	10/2019	- AUD	- AUD	- AUD	- AUD	- AUD	- AUD	- AUD	- AUD	- AUD	- AUD	- AUD
500	06/2016	10/2019	- AUD	- AUD	- AUD	- AUD	- AUD	- AUD	- AUD	- AUD	- AUD	- AUD	- AUD
501	08/2016	10/2019	- AUD	- AUD	- AUD	- AUD	- AUD	- AUD	- AUD	- AUD	- AUD	- AUD	- AUD
502	09/2016	10/2019	- AUD	- AUD	- AUD	- AUD	- AUD	- AUD	- AUD	- AUD	- AUD	- AUD	- AUD
503	01/2017	10/2019	- AUD	- AUD	- AUD	- AUD	- AUD	- AUD	- AUD	- AUD	- AUD	- AUD	- AUD
504	02/2017	10/2019	(24,710.79 AUD	- AUD	- AUD	22,211.76 AUD	- AUD	- AUD	- AUD	- AUD	- AUD	- AUD	- AUD
505	02/2017	10/2019	- AUD	- AUD	- AUD	- AUD	- AUD	- AUD	- AUD	- AUD	- AUD	- AUD	- AUD
506	06/2017	10/2019	- AUD	- AUD	- AUD	- AUD	- AUD	- AUD	- AUD	- AUD	- AUD	- AUD	- AUD
507	04/2017	10/2019	- AUD	- AUD	- AUD	- AUD	- AUD	- AUD	41.22 AUD	108.18 AUD	93.46 AUD	- AUD	- AUD
508	05/2017	10/2019	- AUD	(4,499.76 AUD	- AUD	- AUD	27,876.75 AUD	- AUD	- AUD	- AUD	- AUD	- AUD	- AUD
509	05/2017	10/2019	- AUD	- AUD	- AUD	- AUD	- AUD	- AUD	- AUD	- AUD	- AUD	- AUD	- AUD
510	06/2017	10/2019	- AUD	- AUD	- AUD	- AUD	- AUD	- AUD	- AUD	- AUD	- AUD	- AUD	- AUD
511	05/2017	10/2019	- AUD	- AUD	- AUD	- AUD	- AUD	- AUD	- AUD	- AUD	- AUD	- AUD	- AUD
512	06/2017	10/2019	- AUD	- AUD	- AUD	- AUD	- AUD	8,760.50 AUD	- AUD	58,563.75 AUD	- AUD	- AUD	- AUD
513	06/2017	10/2019	- AUD	- AUD	- AUD	- AUD	- AUD	- AUD	- AUD	- AUD	- AUD	- AUD	- AUD
514	06/2017	10/2019	- AUD	- AUD	- AUD	- AUD	- AUD	- AUD	- AUD	- AUD	- AUD	- AUD	- AUD
515	10/2017	10/2019	- AUD	- AUD	- AUD	- AUD	- AUD	- AUD	- AUD	- AUD	- AUD	46.49 AUD	- AUD
516	10/2017	10/2019	- AUD	- AUD	- AUD	- AUD	- AUD	- AUD	- AUD	- AUD	15,846 AUD	- AUD	- AUD
517	12/2017	10/2019	- AUD	- AUD	- AUD	- AUD	- AUD	- AUD	- AUD	- AUD	- AUD	- AUD	- AUD
518	12/2017	10/2019	- AUD	- AUD	- AUD	(2,396.50 AUD	- AUD	- AUD	- AUD	- AUD	- AUD	- AUD	- AUD
519	01/2018	10/2019	- AUD	- AUD	- AUD	- AUD	- AUD	- AUD	- AUD	- AUD	- AUD	- AUD	- AUD
520	01/2018	10/2019	- AUD	- AUD	- AUD	- AUD	- AUD	- AUD	- AUD	- AUD	- AUD	- AUD	- AUD
521	02/2018	10/2019	- AUD	- AUD	- AUD	- AUD	- AUD	- AUD	- AUD	- AUD	- AUD	- AUD	- AUD
522	01/2018	10/2019	- AUD	- AUD	- AUD	- AUD	- AUD	- AUD	- AUD	- AUD	- AUD	- AUD	- AUD
523	02/2018	10/2019	- AUD	- AUD	- AUD	- AUD	- AUD	- AUD	- AUD	- AUD	- AUD	- AUD	- AUD
524	03/2018	10/2019	- AUD	- AUD	- AUD	- AUD	- AUD	- AUD	- AUD	- AUD	- AUD	160.04 AUD	- AUD
525	03/2018	10/2019	- AUD	- AUD	- AUD	- AUD	- AUD	- AUD	- AUD	- AUD	- AUD	- AUD	- AUD
526	04/2018	10/2019	- AUD	- AUD	- AUD	- AUD	- AUD	- AUD	- AUD	- AUD	- AUD	- AUD	- AUD
527	06/2018	10/2019	- AUD	- AUD	- AUD	- AUD	- AUD	- AUD	- AUD	- AUD	- AUD	- AUD	- AUD
528	07/2018	10/2019	- AUD	- AUD	- AUD	- AUD	- AUD	- AUD	- AUD	- AUD	- AUD	- AUD	- AUD
529	10/2018	10/2019	- AUD	- AUD	- AUD	- AUD	- AUD	- AUD	- AUD	- AUD	- AUD	- AUD	- AUD
530	06/2018	10/2019	- AUD	- AUD	- AUD	- AUD	- AUD	- AUD	- AUD	- AUD	- AUD	(9,317.26) AUD	- AUD
531	06/2018	10/2019	- AUD	- AUD	(3,095.00 AUD	- AUD	- AUD	- AUD	(4,551.00 AUD	- AUD	- AUD	93,628.75 AUD	- AUD
532	06/2018	10/2019	- AUD	- AUD	- AUD	- AUD	- AUD	- AUD	- AUD	- AUD	- AUD	- AUD	- AUD
533	10/2018	10/2019	- AUD	- AUD	- AUD	- AUD	- AUD	- AUD	- AUD	- AUD	- AUD	166.65 AUD	- AUD
534	06/2018	10/2019	- AUD	- AUD	- AUD	(4,827.76) AUD	- AUD	- AUD	- AUD	- AUD	- AUD	- AUD	- AUD
535	10/2018	10/2019	- AUD	- AUD	- AUD	- AUD	- AUD	- AUD	- AUD	- AUD	- AUD	- AUD	- AUD
536	10/2018	10/2019	- AUD	- AUD	- AUD	- AUD	- AUD	- AUD	- AUD	- AUD	- AUD	- AUD	- AUD
537	11/2018	10/2019	13,142.75 AUD	- AUD	- AUD	- AUD	- AUD	- AUD	- AUD	- AUD	- AUD	76.71 AUD	- AUD
538	11/2018	10/2019	- AUD	- AUD	- AUD	- AUD	- AUD	- AUD	38,363.56 AUD	3,890.02 AUD	- AUD	- AUD	- AUD
539	01/2019	10/2019	- AUD	- AUD	- AUD	- AUD	- AUD	- AUD	- AUD	- AUD	- AUD	117.66 AUD	- AUD
540	02/2019	10/2019	- AUD	- AUD	- AUD	- AUD	- AUD	- AUD	- AUD	- AUD	- AUD	- AUD	- AUD
541	09/2012	11/2019	- AUD	- AUD	- AUD	- AUD	- AUD	- AUD	- AUD	- AUD	- AUD	- AUD	- AUD
542	02/2013	11/2019	- AUD	- AUD	- AUD	- AUD	- AUD	- AUD	- AUD	- AUD	- AUD	- AUD	- AUD
543	12/2013	11/2019	- AUD	- AUD	- AUD	- AUD	- AUD	407.77 AUD	- AUD	- AUD	- AUD	- AUD	- AUD
544	03/2014	11/2019	10.64 AUD	- AUD	- AUD	- AUD	110.72 AUD	300.00 AUD	- AUD	- AUD	- AUD	- AUD	- AUD
545	04/2014	11/2019	- AUD	- AUD	- AUD	- AUD	- AUD	- AUD	- AUD	- AUD	- AUD	- AUD	- AUD
546	06/2014	11/2019	- AUD	- AUD	- AUD	- AUD	- AUD	- AUD	- AUD	- AUD	- AUD	- AUD	- AUD
547	06/2014	11/2019	- AUD	- AUD	- AUD	- AUD	- AUD	175.04 AUD	- AUD	- AUD	- AUD	- AUD	- AUD
548	06/2014	11/2019	- AUD	- AUD	- AUD	- AUD	- AUD	- AUD	- AUD	- AUD	- AUD	- AUD	- AUD
549	07/2014	11/2019	(75.00 AUD	- AUD	- AUD	- AUD	- AUD	- AUD	- AUD	- AUD	- AUD	- AUD	- AUD
550	11/2014	11/2019	- AUD	- AUD	- AUD	- AUD	- AUD	- AUD	- AUD	- AUD	- AUD	- AUD	- AUD
551	12/2015	11/2019	- AUD	- AUD	- AUD	- AUD	- AUD	- AUD	- AUD	- AUD	- AUD	- AUD	- AUD
552	03/2015	11/2019	- AUD	- AUD	- AUD	- AUD	- AUD	- AUD	- AUD	- AUD	- AUD	- AUD	- AUD
553	07/2015	11/2019	100.00 AUD	100.00 AUD	100.00 AUD	100.00 AUD	100.00 AUD	100.00 AUD	100.00 AUD	100.00 AUD	100.00 AUD	100.00 AUD	100.00 AUD
554	06/2015	11/2019	- AUD	- AUD	- AUD	- AUD	- AUD	- AUD	- AUD	- AUD	- AUD	- AUD	- AUD
555	09/2015	11/2019	- AUD	- AUD	- AUD	- AUD	- AUD	- AUD	- AUD	- AUD	- AUD	- AUD	- AUD
556	12/2015	11/2019	- AUD	1,151.60 AUD	575.80 AUD	575.80 AUD	575.80 AUD	575.80 AUD	- AUD	- AUD	530.00 AUD	530.00 AUD	- AUD
557	05/2016	11/2019	- AUD	- AUD	- AUD	- AUD	- AUD	- AUD	- AUD	- AUD	- AUD	- AUD	- AUD
558	06/2016	11/2019	- AUD	- AUD	- AUD	- AUD	- AUD	- AUD	- AUD	- AUD	- AUD	- AUD	- AUD
559	09/2016	11/2019	- AUD	- AUD	- AUD	- AUD	- AUD	- AUD	- AUD	- AUD	- AUD	- AUD	- AUD
560	08/2016	11/2019	8,000.00 AUD	2,000.00 AUD	934.00 AUD	432.00 AUD	- AUD	- AUD	- AUD	- AUD	- AUD	- AUD	- AUD
561	10/2016	11/2019	- AUD	- AUD	- AUD	- AUD	- AUD	- AUD	- AUD	- AUD	- AUD	- AUD	- AUD
562	06/2016	11/2019	- AUD	- AUD	- AUD	- AUD	- AUD	- AUD	- AUD	- AUD	- AUD	- AUD	- AUD
563	11/2016	11/2019	450.00 AUD	- AUD	- AUD	- AUD	- AUD	500.00 AUD	- AUD	1,000.00 AUD	- AUD	- AUD	500.00 AUD
564	01/2017	11/2019	- AUD	- AUD	- AUD	- AUD	- AUD	- AUD	- AUD	- AUD	- AUD	- AUD	- AUD
565	04/2017	11/2019	- AUD	- AUD	- AUD	- AUD	- AUD	- AUD	- AUD	- AUD	- AUD	- AUD	- AUD
566	03/2017	11/2019	- AUD	- AUD	4,000.00 AUD	- AUD	- AUD	- AUD	- AUD	- AUD	- AUD	- AUD	- AUD
567	03/2017	11/2019	100.00 AUD	50.00 AUD	50.00 AUD	100.00 AUD	100.00 AUD	- AUD	100.00 AUD	100.00 AUD	- AUD	- AUD	- AUD
568	05/2017	11/2019	- AUD	- AUD	- AUD	- AUD	- AUD	- AUD	- AUD	- AUD	- AUD	- AUD	- AUD
569	05/2017	11/2019	- AUD	- AUD	- AUD	- AUD	- AUD	- AUD	- AUD	- AUD	- AUD	- AUD	- AUD
570	06/2017	11/2019	- AUD	- AUD	- AUD	19,072.75 AUD	- AUD	- AUD	- AUD	- AUD	- AUD	- AUD	- AUD
571	06/2017	11/2019	- AUD	- AUD	- AUD	- AUD	- AUD	- AUD	- AUD	- AUD	- AUD	- AUD	- AUD
572	06/2017	11/2019	- AUD	- AUD	- AUD	- AUD	- AUD	- AUD	- AUD	- AUD	- AUD	- AUD	- AUD
573	06/2017	11/2019	- AUD	- AUD	- AUD	- AUD	- AUD	515.00 AUD	- AUD	- AUD	- AUD	- AUD	- AUD
574	04/2018	11/2019	- AUD	- AUD	- AUD	- AUD	- AUD	- AUD	- AUD	- AUD	- AUD	- AUD	- AUD
575	02/2018	11/2019	- AUD	- AUD	- AUD	- AUD	- AUD	- AUD	- AUD	- AUD	- AUD	- AUD	- AUD
576	03/2018	11/2019	- AUD	- AUD	- AUD	- AUD	- AUD	- AUD	- AUD	- AUD	- AUD	- AUD	- AUD
577	03/2018	11/2019	660.00 AUD	660.00 AUD	825.00 AUD	660.00 AUD	695.00 AUD	600.00 AUD	11,894.04 AUD	- AUD	- AUD	- AUD	- AUD
578	03/2018	11/2019	- AUD	- AUD	- AUD	- AUD	- AUD	- AUD	- AUD	- AUD	- AUD	- AUD	- AUD
579	03/2018	11/2019	- AUD	- AUD	- AUD	- AUD	- AUD	- AUD	- AUD	- AUD	- AUD	- AUD	- AUD
580	04/2018	11/2019	- AUD	- AUD	- AUD	- AUD	- AUD	- AUD	- AUD	- AUD	- AUD	- AUD	- AUD
581	05/2018	11/2019	- AUD	- AUD	- AUD	- AUD	400.00 AUD	- AUD	- AUD	- AUD	- AUD	- AUD	- AUD
582	05/2018	11/2019	- AUD	- AUD	- AUD	- AUD	- AUD	- AUD	- AUD	- AUD	- AUD	- AUD	- AUD
583	07/2018	11/2019	- AUD	- AUD	- AUD	- AUD	- AUD	- AUD	- AUD	- AUD	- AUD	- AUD	- AUD
584	06/2018	11/2019	800.00 AUD	- AUD	- AUD	- AUD	- AUD	400.00 AUD	400.00 AUD	400.00 AUD	600.00 AUD	600.00 AUD	400.00 AUD
585	07/2018	11/2019	- AUD	- AUD	- AUD	- AUD	- AUD	- AUD	- AUD	- AUD	- AUD	- AUD	- AUD
586	08/2018	11/2019	- AUD	- AUD	- AUD	- AUD	- AUD	- AUD	- AUD	- AUD	- AUD	- AUD	- AUD
587	10/2018	11/2019	- AUD	- AUD	- AUD	- AUD	- AUD	- AUD	- AUD	- AUD	- AUD	- AUD	- AUD
588	10/2018	11/2019	75.00 AUD	- AUD	- AUD	- AUD	- AUD	- AUD	- AUD	- AUD	- AUD	22,673.98 AUD	- AUD
589	11/2018	11/2019	- AUD	- AUD	- AUD	- AUD	- AUD	- AUD	- AUD	- AUD	- AUD	- AUD	- AUD
590	11/2018	11/2019	- AUD	- AUD	- AUD	- AUD	- AUD	- AUD	- AUD	- AUD	- AUD	- AUD	- AUD
591	11/2018	11/2019	- AUD	- AUD	- AUD	- AUD	- AUD	- AUD	- AUD	- AUD	- AUD	- AUD	- AUD
592	01/2019	11/2019	- AUD	- AUD	- AUD	- AUD	- AUD	- AUD	- AUD	- AUD	- AUD	- AUD	- AUD
593	03/2019	11/2019	- AUD	- AUD	- AUD	- AUD	- AUD	- AUD	- AUD	- AUD	- AUD	- AUD	- AUD
594	03/2014	12/2019	- AUD	- AUD	- AUD	- AUD	- AUD	- AUD	- AUD	- AUD	- AUD	- AUD	- AUD
595	08/2014	12/2019	150.00 AUD	- AUD	600.00 AUD	160.00 AUD	- AUD	100.00 AUD	300.00 AUD	- AUD	- AUD	- AUD	200.00 AUD
596	06/2014	12/2019	- AUD	- AUD	3,817.34 AUD	- AUD	- AUD	- AUD	- AUD	- AUD	- AUD	- AUD	- AUD
597	11/2014	12/2019	- AUD	- AUD	- AUD	- AUD	- AUD	- AUD	- AUD	- AUD	- AUD	- AUD	- AUD
598	07/2015	12/2019	- AUD	- AUD	- AUD	- AUD	- AUD	- AUD	- AUD	- AUD	- AUD	- AUD	- AUD
599	06/2015	12/2019	- AUD	- AUD	- AUD	- AUD	- AUD	- AUD	- AUD	- AUD	- AUD	- AUD	- AUD
600	01/2016	12/2019	- AUD	- AUD	- AUD	- AUD	- AUD	- AUD	- AUD	- AUD	- AUD	- AUD	- AUD
601	05/2016	12/2019	12,427.75 AUD	- AUD	320.00 AUD	320.00 AUD	240.00 AUD	400.00 AUD	240.00 AUD	240.00 AUD	- AUD	- AUD	- AUD
602	11/2016	12/2019	- AUD	- AUD	- AUD	- AUD	- AUD	- AUD	- AUD	- AUD	- AUD	203.45 AUD	- AUD
603	04/2017	12/2019	- AUD	- AUD	- AUD	- AUD	- AUD	- AUD	- AUD	- AUD	- AUD	- AUD	- AUD
604	07/2017	12/2019	(2,123.63 AUD	(2,813.63 AUD	- AUD	- AUD	16,070.75 AUD	- AUD	- AUD	- AUD	- AUD	- AUD	- AUD
605	08/2017	12/2019	- AUD	- AUD	- AUD	- AUD	- AUD	- AUD	- AUD	- AUD	- AUD	- AUD	- AUD
606	08/2017	12/2019	- AUD	- AUD	- AUD	- AUD	- AUD	- AUD	- AUD	- AUD	- AUD	- AUD	- AUD
607	09/2017	12/2019	- AUD	- AUD	- AUD	2,500.00 AUD	- AUD	- AUD	- AUD				

Contract Level Data

No.	Month / Year of Origination	Month / Year of Next Salvage	Mar-20	Apr-20	May-20	Jun-20	Jul-20	Aug-20	Sep-20	Oct-20	Nov-20	Dec-20	Jan-21
606	10/2017	12/2018	- AUD	- AUD	- AUD	- AUD	- AUD	- AUD	- AUD	- AUD	- AUD	- AUD	- AUD
609	02/2018	12/2019	(2,397.50 AUD	- AUD	- AUD	- AUD	- AUD	- AUD	161,896.79 AUD	- AUD	- AUD	- AUD	- AUD
610	02/2018	12/2019	- AUD	- AUD	- AUD	(2,583.00 AUD	- AUD	- AUD	- AUD	- AUD	- AUD	- AUD	- AUD
611	02/2018	12/2019	- AUD	- AUD	- AUD	- AUD	- AUD	- AUD	- AUD	- AUD	- AUD	- AUD	- AUD
612	02/2018	12/2019	- AUD	- AUD	- AUD	- AUD	- AUD	- AUD	- AUD	- AUD	- AUD	- AUD	- AUD
613	02/2018	12/2019	- AUD	- AUD	- AUD	- AUD	- AUD	- AUD	- AUD	- AUD	- AUD	- AUD	- AUD
614	04/2018	12/2019	- AUD	- AUD	- AUD	- AUD	- AUD	- AUD	- AUD	- AUD	- AUD	- AUD	- AUD
615	02/2018	12/2019	5,000.00 AUD	- AUD	- AUD	- AUD	- AUD	- AUD	- AUD	- AUD	- AUD	- AUD	- AUD
616	06/2018	12/2019	- AUD	- AUD	- AUD	- AUD	- AUD	- AUD	- AUD	- AUD	- AUD	- AUD	- AUD
617	02/2018	12/2019	- AUD	- AUD	- AUD	- AUD	- AUD	- AUD	- AUD	- AUD	- AUD	- AUD	- AUD
618	06/2018	12/2019	- AUD	- AUD	400.00 AUD	400.00 AUD	- AUD	200.00 AUD	- AUD	- AUD	- AUD	- AUD	- AUD
619	06/2018	12/2019	- AUD	- AUD	- AUD	- AUD	150.00 AUD	- AUD	- AUD	- AUD	- AUD	- AUD	- AUD
620	06/2018	12/2019	- AUD	- AUD	- AUD	- AUD	- AUD	- AUD	- AUD	- AUD	- AUD	- AUD	- AUD
621	09/2018	12/2019	- AUD	- AUD	- AUD	- AUD	- AUD	- AUD	- AUD	- AUD	- AUD	- AUD	- AUD
622	09/2018	12/2019	- AUD	- AUD	- AUD	- AUD	- AUD	- AUD	- AUD	- AUD	- AUD	- AUD	- AUD
623	09/2018	12/2019	- AUD	- AUD	- AUD	- AUD	- AUD	- AUD	- AUD	- AUD	- AUD	- AUD	- AUD
624	09/2018	12/2019	- AUD	- AUD	- AUD	- AUD	- AUD	- AUD	- AUD	- AUD	- AUD	- AUD	- AUD
625	11/2018	12/2019	- AUD	- AUD	- AUD	- AUD	- AUD	- AUD	- AUD	- AUD	- AUD	- AUD	- AUD
626	11/2018	12/2019	500.00 AUD	625.00 AUD	500.00 AUD	500.00 AUD	625.00 AUD	500.00 AUD	500.00 AUD	625.00 AUD	500.00 AUD	625.00 AUD	625.00 AUD
627	11/2018	12/2019	- AUD	- AUD	- AUD	- AUD	- AUD	- AUD	- AUD	- AUD	- AUD	- AUD	- AUD
628	12/2018	12/2019	- AUD	- AUD	- AUD	- AUD	- AUD	- AUD	- AUD	- AUD	- AUD	- AUD	- AUD
629	02/2019	12/2019	5,000.00 AUD	- AUD	- AUD	- AUD	8,595.42 AUD	- AUD	- AUD	- AUD	- AUD	- AUD	- AUD
630	04/2014	01/2020	2,487.50 AUD	- AUD	6,000.00 AUD	- AUD	6,000.00 AUD	- AUD	5,000.00 AUD	- AUD	- AUD	- AUD	(553.50) AUD
631	07/2014	01/2020	- AUD	- AUD	- AUD	- AUD	- AUD	- AUD	- AUD	- AUD	- AUD	- AUD	- AUD
632	08/2014	01/2020	- AUD	- AUD	- AUD	- AUD	- AUD	- AUD	- AUD	- AUD	- AUD	- AUD	- AUD
633	08/2015	01/2020	- AUD	- AUD	- AUD	- AUD	- AUD	- AUD	11,846.45 AUD	- AUD	- AUD	- AUD	- AUD
634	10/2015	01/2020	- AUD	- AUD	- AUD	- AUD	- AUD	- AUD	- AUD	- AUD	- AUD	- AUD	- AUD
635	04/2016	01/2020	- AUD	- AUD	- AUD	- AUD	- AUD	542.00 AUD	- AUD	1,065.84 AUD	- AUD	- AUD	- AUD
636	04/2016	01/2020	- AUD	- AUD	50.86 AUD	- AUD	- AUD	- AUD	- AUD	- AUD	- AUD	- AUD	- AUD
637	06/2016	01/2020	- AUD	- AUD	- AUD	150.00 AUD	300.00 AUD	150.00 AUD	300.00 AUD	150.00 AUD	- AUD	150.00 AUD	- AUD
638	06/2016	01/2020	- AUD	- AUD	- AUD	- AUD	- AUD	- AUD	- AUD	- AUD	- AUD	- AUD	- AUD
639	07/2016	01/2020	- AUD	- AUD	- AUD	- AUD	- AUD	- AUD	- AUD	- AUD	- AUD	- AUD	- AUD
640	07/2016	01/2020	- AUD	- AUD	- AUD	- AUD	- AUD	- AUD	- AUD	- AUD	- AUD	- AUD	- AUD
641	08/2016	01/2020	- AUD	- AUD	- AUD	- AUD	- AUD	- AUD	- AUD	- AUD	- AUD	- AUD	- AUD
642	10/2016	01/2020	280.00 AUD	350.00 AUD	280.00 AUD	280.00 AUD	350.00 AUD	430.00 AUD	480.00 AUD	600.00 AUD	480.00 AUD	600.00 AUD	480.00 AUD
643	10/2016	01/2020	- AUD	- AUD	- AUD	- AUD	- AUD	- AUD	- AUD	- AUD	- AUD	- AUD	- AUD
644	11/2016	01/2020	- AUD	- AUD	- AUD	- AUD	- AUD	- AUD	- AUD	- AUD	- AUD	- AUD	- AUD
645	01/2017	01/2020	- AUD	- AUD	- AUD	- AUD	- AUD	- AUD	1,051.62 AUD	- AUD	- AUD	- AUD	- AUD
646	01/2017	01/2020	- AUD	- AUD	- AUD	- AUD	- AUD	- AUD	- AUD	- AUD	- AUD	- AUD	- AUD
647	01/2017	01/2020	- AUD	- AUD	- AUD	- AUD	- AUD	- AUD	- AUD	- AUD	- AUD	- AUD	- AUD
648	04/2017	01/2020	- AUD	- AUD	2,423.65 AUD	- AUD	- AUD	- AUD	- AUD	- AUD	- AUD	- AUD	- AUD
649	04/2017	01/2020	- AUD	- AUD	58.80 AUD	34.93 AUD	37.12 AUD	38.65 AUD	38.65 AUD	48.31 AUD	38.65 AUD	48.28 AUD	28.99 AUD
650	04/2017	01/2020	- AUD	- AUD	- AUD	- AUD	- AUD	- AUD	- AUD	- AUD	- AUD	- AUD	- AUD
651	05/2017	01/2020	- AUD	- AUD	- AUD	- AUD	- AUD	- AUD	- AUD	- AUD	- AUD	- AUD	- AUD
652	06/2017	01/2020	- AUD	- AUD	- AUD	- AUD	- AUD	- AUD	- AUD	- AUD	- AUD	- AUD	- AUD
653	10/2017	01/2020	- AUD	- AUD	- AUD	- AUD	- AUD	- AUD	- AUD	- AUD	- AUD	- AUD	- AUD
654	01/2018	01/2020	- AUD	- AUD	- AUD	- AUD	- AUD	- AUD	- AUD	- AUD	- AUD	- AUD	- AUD
655	01/2018	01/2020	- AUD	- AUD	- AUD	- AUD	- AUD	- AUD	- AUD	- AUD	- AUD	- AUD	- AUD
656	01/2018	01/2020	- AUD	- AUD	- AUD	- AUD	- AUD	- AUD	- AUD	- AUD	- AUD	- AUD	- AUD
657	02/2018	01/2020	- AUD	- AUD	37,870.75 AUD	- AUD	- AUD	- AUD	- AUD	- AUD	- AUD	- AUD	- AUD
658	01/2018	01/2020	100.00 AUD	100.00 AUD	250.00 AUD	200.00 AUD	250.00 AUD	200.00 AUD	200.00 AUD	250.00 AUD	200.00 AUD	50.00 AUD	- AUD
659	02/2018	01/2020	- AUD	- AUD	- AUD	- AUD	- AUD	- AUD	- AUD	- AUD	- AUD	- AUD	- AUD
660	03/2018	01/2020	- AUD	- AUD	- AUD	- AUD	- AUD	- AUD	- AUD	- AUD	- AUD	- AUD	- AUD
661	03/2018	01/2020	- AUD	- AUD	20,093.40 AUD	- AUD	- AUD	- AUD	- AUD	- AUD	- AUD	- AUD	- AUD
662	03/2018	01/2020	- AUD	- AUD	- AUD	- AUD	- AUD	- AUD	- AUD	- AUD	- AUD	- AUD	- AUD
663	04/2018	01/2020	- AUD	- AUD	- AUD	- AUD	- AUD	- AUD	- AUD	- AUD	- AUD	- AUD	- AUD
664	03/2018	01/2020	- AUD	- AUD	9,150.00 AUD	- AUD	- AUD	- AUD	- AUD	- AUD	1,965.40 AUD	- AUD	- AUD
665	05/2018	01/2020	- AUD	- AUD	- AUD	- AUD	- AUD	- AUD	- AUD	- AUD	- AUD	- AUD	- AUD
666	05/2018	01/2020	- AUD	- AUD	- AUD	12,152.50 AUD	- AUD	- AUD	- AUD	- AUD	- AUD	- AUD	- AUD
667	05/2018	01/2020	- AUD	- AUD	- AUD	- AUD	- AUD	- AUD	- AUD	- AUD	- AUD	- AUD	- AUD
668	05/2018	01/2020	- AUD	- AUD	- AUD	- AUD	- AUD	- AUD	- AUD	- AUD	- AUD	- AUD	- AUD
669	06/2018	01/2020	- AUD	- AUD	- AUD	- AUD	- AUD	- AUD	- AUD	- AUD	- AUD	- AUD	- AUD
670	06/2018	01/2020	- AUD	- AUD	100.00 AUD	200.00 AUD	300.00 AUD	200.00 AUD	200.00 AUD	200.00 AUD	300.00 AUD	200.00 AUD	- AUD
671	06/2018	01/2020	- AUD	- AUD	- AUD	- AUD	- AUD	- AUD	- AUD	- AUD	- AUD	- AUD	- AUD
672	06/2018	01/2020	- AUD	- AUD	- AUD	- AUD	- AUD	- AUD	- AUD	- AUD	- AUD	- AUD	- AUD
673	08/2018	01/2020	- AUD	- AUD	- AUD	- AUD	- AUD	- AUD	- AUD	- AUD	- AUD	- AUD	- AUD
674	08/2018	01/2020	- AUD	- AUD	- AUD	- AUD	- AUD	- AUD	- AUD	- AUD	- AUD	- AUD	- AUD
675	11/2018	01/2020	- AUD	- AUD	- AUD	25.00 AUD	25.00 AUD	- AUD	50.00 AUD	50.00 AUD	- AUD	- AUD	50.00 AUD
676	11/2018	01/2020	530.00 AUD	318.00 AUD	424.00 AUD	530.00 AUD	530.00 AUD	424.00 AUD	419.00 AUD	- AUD	- AUD	- AUD	- AUD
677	12/2018	01/2020	- AUD	- AUD	- AUD	- AUD	- AUD	- AUD	- AUD	- AUD	- AUD	- AUD	- AUD
678	12/2018	01/2020	- AUD	- AUD	- AUD	- AUD	- AUD	- AUD	- AUD	- AUD	- AUD	- AUD	- AUD
679	12/2018	01/2020	- AUD	- AUD	- AUD	- AUD	250.00 AUD	200.00 AUD	200.00 AUD	200.00 AUD	300.00 AUD	200.00 AUD	- AUD
680	02/2019	01/2020	- AUD	- AUD	- AUD	- AUD	- AUD	- AUD	- AUD	- AUD	- AUD	- AUD	- AUD
681	02/2019	01/2020	- AUD	- AUD	- AUD	- AUD	- AUD	- AUD	- AUD	- AUD	- AUD	- AUD	- AUD
682	07/2019	01/2020	- AUD	- AUD	- AUD	- AUD	- AUD	2,085.53 AUD	- AUD	- AUD	- AUD	- AUD	- AUD
683	02/2019	02/2020	- AUD	- AUD	- AUD	- AUD	- AUD	- AUD	- AUD	- AUD	- AUD	- AUD	- AUD
684	03/2014	02/2020	- AUD	- AUD	- AUD	- AUD	- AUD	- AUD	- AUD	- AUD	- AUD	- AUD	- AUD
685	02/2014	02/2020	- AUD	- AUD	- AUD	- AUD	- AUD	- AUD	- AUD	- AUD	- AUD	- AUD	- AUD
686	06/2014	02/2020	1,387.75 AUD	200.00 AUD	100.00 AUD	40.00 AUD	- AUD	- AUD	- AUD	- AUD	- AUD	- AUD	- AUD
687	08/2014	02/2020	- AUD	- AUD	- AUD	- AUD	- AUD	- AUD	- AUD	- AUD	- AUD	- AUD	- AUD
688	10/2014	02/2020	- AUD	- AUD	- AUD	- AUD	- AUD	- AUD	- AUD	- AUD	- AUD	- AUD	- AUD
689	10/2014	02/2020	- AUD	- AUD	500.00 AUD	500.00 AUD	1,073.95 AUD	- AUD	- AUD	- AUD	- AUD	- AUD	- AUD
690	12/2014	02/2020	1.67 AUD	- AUD	- AUD	- AUD	150.00 AUD	100.00 AUD	50.00 AUD	100.00 AUD	- AUD	- AUD	- AUD
691	03/2015	02/2020	- AUD	- AUD	- AUD	- AUD	- AUD	- AUD	- AUD	- AUD	- AUD	- AUD	- AUD
692	06/2015	02/2020	(9,489.26 AUD	- AUD	7,382.75 AUD	- AUD	- AUD	- AUD	- AUD	- AUD	- AUD	- AUD	- AUD
693	07/2015	02/2020	65.65 AUD	- AUD	- AUD	- AUD	- AUD	- AUD	- AUD	- AUD	- AUD	- AUD	- AUD
694	06/2015	02/2020	66.00 AUD	- AUD	- AUD	(430.50) AUD	- AUD	- AUD	- AUD	- AUD	- AUD	- AUD	- AUD
695	11/2015	02/2020	- AUD	- AUD	958.84 AUD	- AUD	- AUD	- AUD	- AUD	- AUD	10,315.00 AUD	- AUD	- AUD
696	04/2016	02/2020	- AUD	- AUD	- AUD	- AUD	- AUD	- AUD	- AUD	- AUD	- AUD	- AUD	- AUD
697	02/2016	02/2020	1972.25 AUD	- AUD	11,353.00 AUD	- AUD	23,928.75 AUD	- AUD	- AUD	- AUD	- AUD	- AUD	- AUD
698	06/2016	02/2020	- AUD	- AUD	- AUD	- AUD	- AUD	- AUD	- AUD	- AUD	- AUD	- AUD	- AUD
699	05/2016	02/2020	(274.58 AUD	241.15 AUD	- AUD	2,602.75 AUD	- AUD	- AUD	- AUD	- AUD	- AUD	- AUD	- AUD
700	06/2016	02/2020	- AUD	386.51 AUD	- AUD	- AUD	- AUD	- AUD	- AUD	- AUD	- AUD	- AUD	- AUD
701	02/2017	02/2020	- AUD	- AUD	4,231.00 AUD	- AUD	- AUD	- AUD	- AUD	- AUD	- AUD	- AUD	- AUD
702	03/2017	02/2020	- AUD	- AUD	- AUD	- AUD	(3,813.00) AUD	- AUD	- AUD	- AUD	- AUD	- AUD	- AUD
703	04/2017	02/2020	150.00 AUD	200.00 AUD	200.00 AUD	250.00 AUD	200.00 AUD	250.00 AUD	200.00 AUD	200.00 AUD	250.00 AUD	200.00 AUD	200.00 AUD
704	06/2017	02/2020	- AUD	- AUD	- AUD	- AUD	- AUD	- AUD	- AUD	- AUD	- AUD	- AUD	- AUD
705	02/2017	02/2020	- AUD	2,266.07 AUD	- AUD	- AUD	- AUD	- AUD	- AUD	- AUD	- AUD	- AUD	- AUD
706	06/2017	02/2020	14.42 AUD	- AUD	- AUD	- AUD	- AUD	- AUD	- AUD	- AUD	- AUD	- AUD	- AUD
707	08/2017	02/2020	- AUD	- AUD	- AUD	- AUD	- AUD	- AUD	- AUD	- AUD	- AUD	- AUD	- AUD
708	08/2017	02/2020	- AUD	467.11 AUD	- AUD	5,313.11 AUD	- AUD	- AUD	- AUD	- AUD	- AUD	- AUD	- AUD
709	09/2017	02/2020	- AUD	235.87 AUD	- AUD	- AUD	- AUD	- AUD	- AUD	- AUD	- AUD	- AUD	- AUD
710	09/2017	02/2020	- AUD	- AUD	- AUD	- AUD	- AUD	- AUD	- AUD	- AUD	- AUD	- AUD	- AUD
711	09/2017	02/2020	- AUD	- AUD	- AUD	- AUD	- AUD	- AUD	- AUD	- AUD	- AUD	- AUD	- AUD
712	01/2018	02/2020	295.44 AUD	- AUD	- AUD	- AUD	- AUD	- AUD	- AUD	- AUD	- AUD	- AUD	- AUD
713	01/2018	02/2020	1,122.28 AUD	- AUD	- AUD	- AUD	- AUD	- AUD	- AUD	- AUD	- AUD	- AUD	- AUD
714	02/2018	02/2020	- AUD	- AUD	100.00 AUD	300.00 AUD	- AUD	- AUD	400.00 AUD	200.00 AUD	200.00 AUD	400.00 AUD	- AUD
715	02/2018	02/											

Contract Level Data

Ref.	Month / Year of Origination	Month / Year of Next Salvage	Mar-20	Apr-20	May-20	Jun-20	Jul-20	Aug-20	Sep-20	Oct-20	Nov-20	Dec-20	Jan-21
717	03/2018	02/2020	- AUD	- AUD	- AUD	- AUD	- AUD	- AUD	- AUD	- AUD	- AUD	- AUD	- AUD
718	03/2018	02/2020	- AUD	- AUD	- AUD	- AUD	- AUD	- AUD	- AUD	- AUD	- AUD	- AUD	- AUD
719	06/2018	02/2020	2,292.72 AUD	- AUD	- AUD	- AUD	- AUD	- AUD	- AUD	- AUD	- AUD	- AUD	- AUD
720	06/2018	02/2020	- AUD	- AUD	- AUD	- AUD	- AUD	- AUD	- AUD	- AUD	- AUD	- AUD	- AUD
721	06/2018	02/2020	- AUD	- AUD	- AUD	- AUD	- AUD	- AUD	- AUD	- AUD	- AUD	- AUD	- AUD
722	06/2018	02/2020	- AUD	1,188.00 AUD	- AUD	- AUD	- AUD	- AUD	- AUD	- AUD	- AUD	- AUD	- AUD
723	06/2018	02/2020	- AUD	- AUD	- AUD	- AUD	- AUD	- AUD	- AUD	- AUD	- AUD	- AUD	- AUD
724	07/2018	02/2020	- AUD	- AUD	- AUD	- AUD	- AUD	- AUD	- AUD	- AUD	- AUD	- AUD	- AUD
725	06/2018	02/2020	14,885.00 AUD	- AUD	- AUD	12,275.50 AUD	- AUD	- AUD	- AUD	- AUD	- AUD	894.00 AUD	- AUD
726	06/2018	02/2020	39.07 AUD	- AUD	- AUD	- AUD	- AUD	- AUD	- AUD	- AUD	- AUD	- AUD	- AUD
727	08/2018	02/2020	- AUD	- AUD	- AUD	- AUD	- AUD	- AUD	- AUD	- AUD	- AUD	- AUD	- AUD
728	08/2018	02/2020	- AUD	- AUD	- AUD	- AUD	- AUD	- AUD	- AUD	- AUD	- AUD	- AUD	- AUD
729	08/2018	02/2020	- AUD	- AUD	2,788.20 AUD	- AUD	71,538.79 AUD	- AUD	- AUD	- AUD	- AUD	- AUD	- AUD
730	09/2018	02/2020	463.42 AUD	- AUD	- AUD	- AUD	- AUD	- AUD	- AUD	- AUD	- AUD	- AUD	- AUD
731	10/2018	02/2020	433.36 AUD	- AUD	- AUD	- AUD	- AUD	- AUD	- AUD	- AUD	- AUD	- AUD	- AUD
732	10/2018	02/2020	1,101.88 AUD	1,000.00 AUD	1,000.00 AUD	1,000.00 AUD	1,000.00 AUD	1,000.00 AUD	1,000.00 AUD	1,000.00 AUD	1,000.00 AUD	1,000.00 AUD	1,000.00 AUD
733	10/2018	02/2020	1,188.50 AUD	- AUD	- AUD	- AUD	- AUD	- AUD	- AUD	- AUD	- AUD	- AUD	- AUD
734	10/2018	02/2020	- AUD	- AUD	- AUD	- AUD	- AUD	- AUD	- AUD	- AUD	- AUD	- AUD	- AUD
735	12/2018	02/2020	143.82 AUD	- AUD	- AUD	- AUD	- AUD	- AUD	- AUD	- AUD	- AUD	- AUD	- AUD
736	01/2019	02/2020	202.74 AUD	837.76 AUD	- AUD	- AUD	- AUD	- AUD	- AUD	- AUD	- AUD	- AUD	- AUD
737	02/2019	02/2020	500.00 AUD	13,729.11 AUD	- AUD	- AUD	- AUD	- AUD	- AUD	- AUD	- AUD	- AUD	- AUD
738	06/2019	02/2020	- AUD	- AUD	- AUD	- AUD	7,014.97 AUD	- AUD	- AUD	- AUD	- AUD	- AUD	- AUD
739	03/2013	03/2020	- AUD	- AUD	- AUD	- AUD	- AUD	- AUD	- AUD	- AUD	- AUD	- AUD	- AUD
740	04/2013	03/2020	- AUD	- AUD	4,769.01 AUD	- AUD	- AUD	- AUD	- AUD	- AUD	- AUD	- AUD	- AUD
741	07/2014	03/2020	- AUD	846.90 AUD	151.10 AUD	14,050.00 AUD	- AUD	- AUD	- AUD	12,551.75 AUD	- AUD	- AUD	- AUD
742	06/2014	03/2020	- AUD	- AUD	- AUD	- AUD	- AUD	- AUD	- AUD	- AUD	- AUD	- AUD	- AUD
743	06/2014	03/2020	- AUD	100.00 AUD	- AUD	150.00 AUD	- AUD	- AUD	368.85 AUD	- AUD	- AUD	- AUD	- AUD
744	06/2014	03/2020	- AUD	- AUD	- AUD	- AUD	- AUD	- AUD	- AUD	- AUD	615.18 AUD	- AUD	- AUD
745	06/2014	03/2020	- AUD	- AUD	- AUD	- AUD	300.00 AUD	200.00 AUD	200.00 AUD	- AUD	- AUD	- AUD	- AUD
746	06/2014	03/2020	- AUD	- AUD	- AUD	- AUD	- AUD	- AUD	- AUD	- AUD	- AUD	- AUD	- AUD
747	10/2014	03/2020	- AUD	- AUD	- AUD	- AUD	150.00 AUD	- AUD	- AUD	100.00 AUD	- AUD	100.00 AUD	100.00 AUD
748	11/2014	03/2020	- AUD	- AUD	- AUD	1,714.80 AUD	- AUD	- AUD	- AUD	- AUD	- AUD	- AUD	- AUD
749	11/2014	03/2020	- AUD	- AUD	- AUD	- AUD	- AUD	- AUD	- AUD	- AUD	- AUD	- AUD	- AUD
750	06/2015	03/2020	- AUD	- AUD	- AUD	- AUD	- AUD	- AUD	- AUD	- AUD	- AUD	- AUD	- AUD
751	09/2015	03/2020	- AUD	2.40 AUD	- AUD	- AUD	- AUD	- AUD	- AUD	- AUD	- AUD	- AUD	- AUD
752	11/2015	03/2020	- AUD	- AUD	172.96 AUD	- AUD	900.00 AUD	- AUD	- AUD	- AUD	- AUD	- AUD	- AUD
753	11/2015	03/2020	- AUD	- AUD	- AUD	- AUD	- AUD	- AUD	23,350.79 AUD	- AUD	- AUD	- AUD	- AUD
754	06/2016	03/2020	- AUD	- AUD	- AUD	- AUD	- AUD	- AUD	- AUD	- AUD	- AUD	- AUD	- AUD
755	06/2016	03/2020	- AUD	- AUD	- AUD	- AUD	- AUD	- AUD	- AUD	- AUD	- AUD	- AUD	- AUD
756	10/2016	03/2020	- AUD	- AUD	228.48 AUD	- AUD	876.50 AUD	- AUD	- AUD	- AUD	- AUD	- AUD	- AUD
757	04/2017	03/2020	- AUD	- AUD	- AUD	- AUD	200.00 AUD	- AUD	- AUD	- AUD	- AUD	- AUD	- AUD
758	02/2017	03/2020	- AUD	- AUD	- AUD	- AUD	1,216.06 AUD	- AUD	- AUD	- AUD	- AUD	- AUD	- AUD
759	03/2017	03/2020	- AUD	- AUD	- AUD	- AUD	- AUD	- AUD	- AUD	- AUD	- AUD	- AUD	- AUD
760	04/2017	03/2020	- AUD	- AUD	238.31 AUD	- AUD	- AUD	7,540.86 AUD	- AUD	- AUD	- AUD	- AUD	- AUD
761	04/2017	03/2020	- AUD	411.21 AUD	- AUD	- AUD	- AUD	- AUD	- AUD	- AUD	- AUD	- AUD	- AUD
762	06/2017	03/2020	- AUD	- AUD	- AUD	- AUD	- AUD	- AUD	- AUD	- AUD	- AUD	- AUD	- AUD
763	06/2017	03/2020	- AUD	399.30 AUD	- AUD	- AUD	750.00 AUD	- AUD	- AUD	- AUD	1,906.50 AUD	- AUD	9,382.75 AUD
764	06/2017	03/2020	- AUD	- AUD	- AUD	- AUD	- AUD	- AUD	- AUD	- AUD	- AUD	- AUD	- AUD
765	06/2017	03/2020	- AUD	1,836.00 AUD	- AUD	- AUD	- AUD	- AUD	- AUD	- AUD	- AUD	- AUD	- AUD
766	03/2018	03/2020	- AUD	- AUD	- AUD	- AUD	- AUD	- AUD	82,250 AUD	- AUD	- AUD	- AUD	- AUD
767	04/2018	03/2020	224.48 AUD	- AUD	- AUD	- AUD	- AUD	1164.00 AUD	- AUD	- AUD	- AUD	- AUD	- AUD
768	04/2018	03/2020	- AUD	13,444.00 AUD	- AUD	- AUD	- AUD	- AUD	- AUD	129,032.75 AUD	- AUD	- AUD	- AUD
769	06/2018	03/2020	- AUD	- AUD	- AUD	- AUD	- AUD	- AUD	- AUD	- AUD	1,660.26 AUD	- AUD	- AUD
770	06/2018	03/2020	- AUD	- AUD	- AUD	13,072.29 AUD	16,576.75 AUD	- AUD	- AUD	- AUD	- AUD	- AUD	- AUD
771	05/2018	03/2020	- AUD	- AUD	- AUD	- AUD	- AUD	- AUD	- AUD	17.44 AUD	- AUD	- AUD	- AUD
772	06/2018	03/2020	- AUD	- AUD	- AUD	- AUD	- AUD	- AUD	- AUD	- AUD	- AUD	- AUD	- AUD
773	05/2018	03/2020	- AUD	- AUD	1,511.16 AUD	- AUD	- AUD	- AUD	- AUD	- AUD	- AUD	- AUD	- AUD
774	07/2018	03/2020	- AUD	- AUD	730,000 AUD	- AUD	- AUD	- AUD	14,797.00 AUD	892.00 AUD	19,266.75 AUD	- AUD	- AUD
775	07/2018	03/2020	- AUD	- AUD	- AUD	- AUD	- AUD	- AUD	- AUD	- AUD	- AUD	- AUD	- AUD
776	06/2018	03/2020	- AUD	- AUD	- AUD	- AUD	- AUD	- AUD	- AUD	- AUD	- AUD	- AUD	- AUD
777	09/2018	03/2020	- AUD	- AUD	- AUD	- AUD	- AUD	- AUD	- AUD	- AUD	- AUD	- AUD	- AUD
778	10/2018	03/2020	- AUD	- AUD	- AUD	- AUD	- AUD	- AUD	- AUD	- AUD	- AUD	- AUD	- AUD
779	10/2018	03/2020	- AUD	240.10 AUD	- AUD	- AUD	2,287.15 AUD	16,350.75 AUD	- AUD	- AUD	- AUD	- AUD	- AUD
780	10/2018	03/2020	- AUD	- AUD	- AUD	- AUD	- AUD	- AUD	- AUD	- AUD	- AUD	- AUD	- AUD
781	10/2018	03/2020	- AUD	- AUD	- AUD	- AUD	- AUD	- AUD	- AUD	- AUD	- AUD	- AUD	- AUD
782	11/2018	03/2020	- AUD	- AUD	- AUD	- AUD	- AUD	- AUD	- AUD	- AUD	- AUD	- AUD	- AUD
783	11/2018	03/2020	- AUD	- AUD	- AUD	- AUD	- AUD	- AUD	- AUD	- AUD	- AUD	- AUD	- AUD
784	12/2018	03/2020	- AUD	- AUD	- AUD	- AUD	- AUD	- AUD	- AUD	- AUD	- AUD	- AUD	- AUD
785	12/2018	03/2020	- AUD	562.26 AUD	- AUD	- AUD	- AUD	- AUD	- AUD	- AUD	- AUD	- AUD	- AUD
786	01/2019	03/2020	- AUD	- AUD	- AUD	1,577.50 AUD	3,500.00 AUD	1,750.00 AUD	1,000.00 AUD	1,250.00 AUD	500.00 AUD	700.00 AUD	75.00 AUD
787	01/2019	03/2020	- AUD	- AUD	- AUD	- AUD	- AUD	14,284.50 AUD	- AUD	- AUD	- AUD	20,783.75 AUD	- AUD
788	01/2019	03/2020	- AUD	11,039.11 AUD	- AUD	- AUD	- AUD	- AUD	- AUD	- AUD	- AUD	- AUD	- AUD
789	03/2019	03/2020	- AUD	- AUD	86.20 AUD	- AUD	- AUD	- AUD	- AUD	- AUD	- AUD	- AUD	- AUD
790	06/2019	03/2020	- AUD	- AUD	- AUD	- AUD	- AUD	- AUD	- AUD	- AUD	- AUD	- AUD	- AUD
791	06/2019	03/2020	- AUD	- AUD	- AUD	- AUD	- AUD	- AUD	- AUD	- AUD	- AUD	- AUD	- AUD
792	07/2019	03/2020	- AUD	- AUD	- AUD	- AUD	- AUD	- AUD	- AUD	- AUD	- AUD	- AUD	- AUD
793	02/2014	04/2020	- AUD	- AUD	- AUD	- AUD	- AUD	- AUD	- AUD	3,433.68 AUD	- AUD	- AUD	- AUD
794	08/2014	04/2020	- AUD	- AUD	- AUD	182.50 AUD	- AUD	- AUD	- AUD	- AUD	140.00 AUD	- AUD	- AUD
795	08/2014	04/2020	- AUD	- AUD	- AUD	- AUD	890.521 AUD	- AUD	1,160.50 AUD	- AUD	5,500.00 AUD	500.00 AUD	1,000.00 AUD
796	06/2015	04/2020	- AUD	- AUD	- AUD	- AUD	- AUD	- AUD	- AUD	866.54 AUD	- AUD	- AUD	- AUD
797	06/2015	04/2020	- AUD	- AUD	- AUD	- AUD	- AUD	- AUD	- AUD	- AUD	- AUD	- AUD	- AUD
798	11/2016	04/2020	- AUD	- AUD	6,178.64 AUD	- AUD	2,200.00 AUD	350.00 AUD	700.00 AUD	350.00 AUD	- AUD	400.00 AUD	- AUD
799	03/2017	04/2020	- AUD	- AUD	- AUD	- AUD	- AUD	- AUD	- AUD	- AUD	- AUD	- AUD	- AUD
800	06/2017	04/2020	- AUD	- AUD	- AUD	- AUD	- AUD	- AUD	- AUD	- AUD	- AUD	788.791 AUD	- AUD
801	06/2017	04/2020	- AUD	- AUD	- AUD	- AUD	- AUD	- AUD	- AUD	- AUD	- AUD	220.451 AUD	- AUD
802	10/2017	04/2020	- AUD	- AUD	- AUD	- AUD	- AUD	- AUD	- AUD	- AUD	200.00 AUD	- AUD	400.00 AUD
803	02/2018	04/2020	- AUD	- AUD	- AUD	1,209.22 AUD	- AUD	- AUD	- AUD	- AUD	- AUD	- AUD	- AUD
804	03/2018	04/2020	- AUD	- AUD	- AUD	- AUD	- AUD	- AUD	- AUD	- AUD	- AUD	- AUD	- AUD
805	05/2018	04/2020	- AUD	- AUD	92.97 AUD	1,906.75 AUD	- AUD	889.09 AUD	- AUD	- AUD	- AUD	- AUD	- AUD
806	06/2018	04/2020	- AUD	- AUD	- AUD	- AUD	354.081 AUD	50,000.00 AUD	- AUD	- AUD	- AUD	- AUD	- AUD
807	07/2018	04/2020	- AUD	- AUD	- AUD	- AUD	200.00 AUD	200.00 AUD	200.00 AUD	300.00 AUD	200.00 AUD	200.00 AUD	200.00 AUD
808	07/2018	04/2020	- AUD	- AUD	- AUD	- AUD	- AUD	- AUD	- AUD	- AUD	- AUD	- AUD	- AUD
809	08/2018	04/2020	- AUD	- AUD	- AUD	- AUD	- AUD	- AUD	- AUD	- AUD	- AUD	- AUD	- AUD
810	10/2018	04/2020	- AUD	- AUD	- AUD	- AUD	603.661 AUD	- AUD	- AUD	- AUD	- AUD	15,141.881 AUD	- AUD
811	12/2018	04/2020	- AUD	- AUD	253.89 AUD	- AUD	- AUD	- AUD	- AUD	- AUD	- AUD	- AUD	- AUD
812	12/2018	04/2020	- AUD	- AUD	- AUD	- AUD	- AUD	11,660.500 AUD	- AUD	- AUD	- AUD	- AUD	- AUD
813	03/2019	04/2020	- AUD	- AUD	- AUD	- AUD	- AUD	- AUD	- AUD	- AUD	2,388.501 AUD	- AUD	- AUD
814	04/2019	04/2020	- AUD	- AUD	11,140.071 AUD	- AUD	- AUD	- AUD	- AUD	- AUD	5,888.008 AUD	888.208 AUD	- AUD
815	06/2019	04/2020	- AUD	- AUD	1,141.01 AUD	- AUD	- AUD	1,204.82 AUD	- AUD	- AUD	- AUD	- AUD	- AUD
816	08/2019	04/2020	- AUD	- AUD	- AUD	- AUD	- AUD	2,747.201 AUD	- AUD	- AUD	27,800.76 AUD	- AUD	- AUD
817	11/2014	05/2020	- AUD	- AUD	- AUD	- AUD	- AUD	533.10 AUD	- AUD	- AUD	- AUD	- AUD	- AUD
818	12/2014	05/2020	- AUD	- AUD	- AUD	- AUD	- AUD	2,979.97 AUD	- AUD	- AUD	- AUD	- AUD	- AUD
819	01/2015	05/2020	- AUD	- AUD	- AUD	- AUD	- AUD	- AUD	200.00 AUD	- AUD	- AUD	- AUD	- AUD

Contract Level Dets

[illegible]

No.	Month / Year of
-----	-----------------

Volkswagen Financial Services Australia | ABS Operations Australia | absoperations.australia@vwfs.com.au | +61 2 9751 6257

Contract Level Data

No.	Month / Year of Origination	Month / Year of Next Salvage	Mar-20	Apr-20	May-20	Jun-20	Jul-20	Aug-20	Sep-20	Oct-20	Nov-20	Dec-20	Jan-21
1234	06/2018	09/2021	- AUD	- AUD	- AUD	- AUD	- AUD	- AUD	- AUD	- AUD	- AUD	- AUD	- AUD
1235	05/2018	09/2021	- AUD	- AUD	- AUD	- AUD	- AUD	- AUD	- AUD	- AUD	- AUD	- AUD	- AUD
1236	07/2018	09/2021	- AUD	- AUD	- AUD	- AUD	- AUD	- AUD	- AUD	- AUD	- AUD	- AUD	- AUD
1237	09/2018	09/2021	- AUD	- AUD	- AUD	- AUD	- AUD	- AUD	- AUD	- AUD	- AUD	- AUD	- AUD
1238	08/2018	09/2021	- AUD	- AUD	- AUD	- AUD	- AUD	- AUD	- AUD	- AUD	- AUD	- AUD	- AUD
1239	06/2018	09/2021	- AUD	- AUD	- AUD	- AUD	- AUD	- AUD	- AUD	- AUD	- AUD	- AUD	- AUD
1240	09/2018	09/2021	- AUD	- AUD	- AUD	- AUD	- AUD	- AUD	- AUD	- AUD	- AUD	- AUD	- AUD
1241	10/2018	09/2021	- AUD	- AUD	- AUD	- AUD	- AUD	- AUD	- AUD	- AUD	- AUD	- AUD	- AUD
1242	11/2018	09/2021	- AUD	- AUD	- AUD	- AUD	- AUD	- AUD	- AUD	- AUD	- AUD	- AUD	- AUD
1243	07/2019	09/2021	- AUD	- AUD	- AUD	- AUD	- AUD	- AUD	- AUD	- AUD	- AUD	- AUD	- AUD
1244	05/2019	09/2021	- AUD	- AUD	- AUD	- AUD	- AUD	- AUD	- AUD	- AUD	- AUD	- AUD	- AUD
1245	06/2019	09/2021	- AUD	- AUD	- AUD	- AUD	- AUD	- AUD	- AUD	- AUD	- AUD	- AUD	- AUD
1246	07/2019	09/2021	- AUD	- AUD	- AUD	- AUD	- AUD	- AUD	- AUD	- AUD	- AUD	- AUD	- AUD
1247	07/2019	09/2021	- AUD	- AUD	- AUD	- AUD	- AUD	- AUD	- AUD	- AUD	- AUD	- AUD	- AUD
1248	08/2019	09/2021	- AUD	- AUD	- AUD	- AUD	- AUD	- AUD	- AUD	- AUD	- AUD	- AUD	- AUD
1249	09/2019	09/2021	- AUD	- AUD	- AUD	- AUD	- AUD	- AUD	- AUD	- AUD	- AUD	- AUD	- AUD
1250	06/2019	09/2021	- AUD	- AUD	- AUD	- AUD	- AUD	- AUD	- AUD	- AUD	- AUD	- AUD	- AUD
1251	09/2019	09/2021	- AUD	- AUD	- AUD	- AUD	- AUD	- AUD	- AUD	- AUD	- AUD	- AUD	- AUD
1252	08/2019	09/2021	- AUD	- AUD	- AUD	- AUD	- AUD	- AUD	- AUD	- AUD	- AUD	- AUD	- AUD
1253	11/2019	09/2021	- AUD	- AUD	- AUD	- AUD	- AUD	- AUD	- AUD	- AUD	- AUD	- AUD	- AUD
1254	12/2019	09/2021	- AUD	- AUD	- AUD	- AUD	- AUD	- AUD	- AUD	- AUD	- AUD	- AUD	- AUD
1255	12/2019	09/2021	- AUD	- AUD	- AUD	- AUD	- AUD	- AUD	- AUD	- AUD	- AUD	- AUD	- AUD
1256	02/2020	09/2021	- AUD	- AUD	- AUD	- AUD	- AUD	- AUD	- AUD	- AUD	- AUD	- AUD	- AUD
1257	12/2019	09/2021	- AUD	- AUD	- AUD	- AUD	- AUD	- AUD	- AUD	- AUD	- AUD	- AUD	- AUD
1258	01/2020	09/2021	- AUD	- AUD	- AUD	- AUD	- AUD	- AUD	- AUD	- AUD	- AUD	- AUD	- AUD
1259	02/2020	09/2021	- AUD	- AUD	- AUD	- AUD	- AUD	- AUD	- AUD	- AUD	- AUD	- AUD	- AUD
1260	07/2020	09/2021	- AUD	- AUD	- AUD	- AUD	- AUD	- AUD	- AUD	- AUD	- AUD	- AUD	- AUD
1261	08/2020	09/2021	- AUD	- AUD	- AUD	- AUD	- AUD	- AUD	- AUD	- AUD	- AUD	- AUD	- AUD
1262	08/2020	09/2021	- AUD	- AUD	- AUD	- AUD	- AUD	- AUD	- AUD	- AUD	- AUD	- AUD	- AUD
1263	02/2015	10/2021	- AUD	- AUD	- AUD	- AUD	- AUD	- AUD	- AUD	- AUD	- AUD	- AUD	- AUD
1264	06/2015	10/2021	- AUD	- AUD	- AUD	- AUD	- AUD	- AUD	- AUD	- AUD	- AUD	- AUD	- AUD
1265	07/2016	10/2021	- AUD	- AUD	- AUD	- AUD	- AUD	- AUD	- AUD	- AUD	- AUD	- AUD	- AUD
1266	01/2016	10/2021	- AUD	- AUD	- AUD	- AUD	- AUD	- AUD	- AUD	- AUD	- AUD	- AUD	- AUD
1267	03/2016	10/2021	- AUD	- AUD	- AUD	- AUD	- AUD	- AUD	- AUD	- AUD	- AUD	- AUD	- AUD
1268	09/2016	10/2021	- AUD	- AUD	- AUD	- AUD	- AUD	- AUD	- AUD	- AUD	- AUD	- AUD	- AUD
1269	10/2016	10/2021	- AUD	- AUD	- AUD	- AUD	- AUD	- AUD	- AUD	- AUD	- AUD	- AUD	- AUD
1270	03/2017	10/2021	- AUD	- AUD	- AUD	- AUD	- AUD	- AUD	- AUD	- AUD	- AUD	- AUD	- AUD
1271	05/2017	10/2021	- AUD	- AUD	- AUD	- AUD	- AUD	- AUD	- AUD	- AUD	- AUD	- AUD	- AUD
1272	05/2018	10/2021	- AUD	- AUD	- AUD	- AUD	- AUD	- AUD	- AUD	- AUD	- AUD	- AUD	- AUD
1273	05/2018	10/2021	- AUD	- AUD	- AUD	- AUD	- AUD	- AUD	- AUD	- AUD	- AUD	- AUD	- AUD

Contract Level Data

No.	Month / Year of Origination	Month / Year of Next Salvage	Mar-20	Apr-20	May-20	Jun-20	Jul-20	Aug-20	Sep-20	Oct-20	Nov-20	Dec-20	Jan-21
1274	10/2018	10/2021	- AUD	- AUD	- AUD	- AUD	- AUD	- AUD	- AUD	- AUD	- AUD	- AUD	- AUD
1275	10/2018	10/2021	- AUD	- AUD	- AUD	- AUD	- AUD	- AUD	- AUD	- AUD	- AUD	- AUD	- AUD
1276	10/2018	10/2021	- AUD	- AUD	- AUD	- AUD	- AUD	- AUD	- AUD	- AUD	- AUD	- AUD	- AUD
1277	08/2019	10/2021	- AUD	- AUD	- AUD	- AUD	- AUD	- AUD	- AUD	- AUD	- AUD	- AUD	- AUD
1278	10/2019	10/2021	- AUD	- AUD	- AUD	- AUD	- AUD	- AUD	- AUD	- AUD	- AUD	- AUD	- AUD
1279	10/2019	10/2021	- AUD	- AUD	- AUD	- AUD	- AUD	- AUD	- AUD	- AUD	- AUD	- AUD	- AUD
1280	08/2020	10/2021	- AUD	- AUD	- AUD	- AUD	- AUD	- AUD	- AUD	- AUD	- AUD	- AUD	- AUD
Total	12/20		169 714.46 - \$100	66 047 294 - \$100	76 743 309 - \$100	113 670 636 - \$100	105 649 496 - \$100	110 656 476 - \$100	616 272 671 - \$100	267 436 741 - \$100	101 643 409 - \$100	280 695 479 - \$100	206 984 361 - \$100