

Corporate Presentation

3 November 2021

ASX Markets Announcement Office
Exchange Centre
20 Bridge Street
Sydney NSW 2000

BY ELECTRONIC LODGEMENT

121 Mining Investment Online APAC Conference

Please find attached for release to the market, Xanadu Mining Ltd's presentation to the *121 Mining Investment Online APAC Conference* today.

-ENDS-

For further information, please contact:

Andrew Stewart
Chief Executive Officer
M: +61 409 819 922
E: Andrew.stewart@xanadumines.com
W: www.xanadumines.com

Spencer Cole
Chief Financial Officer
M: +61 434 047 987
E: spencer.cole@xanadumines.com

About Xanadu Mines Ltd:

Xanadu is an ASX and TSX listed Exploration company operating in Mongolia. We give investors exposure to globally significant, large scale copper-gold discoveries and low-cost inventory growth. Xanadu maintains a portfolio of exploration projects and remains one of the few junior explorers on the ASX or TSX who control an emerging Tier 1 copper-gold deposit in our flagship Kharmagtai project. For information on Xanadu visit: www.xanadumines.com

This Announcement was authorised for release by Xanadu's Board of Directors.

AUSTRALIA

c/o Company Matters Pty Limited
Level 12, 680 George Street
Sydney NSW 2000
T: +612 8280 7497

MONGOLIA

Suite 23, Building 9B
Olympic St, Sukhbaatar District
Ulaanbaatar, Mongolia
T: +967 7012 0211

Xanadu Mines Ltd ACN 114 249 026

www.xanadumines.com



XANADU MINES

**Discovering & growing
globally significant copper
deposits in Mongolia**

Disclaimer

Nature of this document: The purpose of this presentation is to provide general information about Xanadu Mines Ltd (the 'Company'). Unless otherwise stated herein, the information in this presentation is based on the Company's own information and estimates. In attending this presentation or viewing this document you agree to be bound by the following terms and conditions.

Not an offer: This presentation is for information purposes only and does not constitute or form any part of any offer or invitation to sell or issue, or any solicitation of any offer to purchase or subscribe for, any securities in the Company in any jurisdiction. This presentation and its contents must not be distributed, transmitted or viewed by any person in any jurisdiction where the distribution, transmission or viewing of this document would be unlawful under the securities or other laws of that or any other jurisdiction. This presentation is not considered a recommendation by the Company or any of its affiliates, directors or officers that any recipient invest in the Company nor does it constitute investment, accounting, financial, legal or tax advice.

Not financial product advice: This presentation does not take into account the individual investment objectives, financial situation and particular needs of each of the Company's Shareholders. You may wish to seek independent financial and taxation advice before making any decision in respect of this presentation. Neither the Company nor any of its related bodies corporate is licensed to provide financial product advice in respect of the Company's securities or any other financial products.

Forward-looking statements: Certain statements in the presentation are or may be "forward-looking statements" and represent the Company's intentions, projections, expectations or beliefs concerning, among other things, future operating and exploration results or the Company's future performance. These forward-looking statements speak, and the presentation generally speaks, only at the date hereof. The projections, estimates and beliefs contained in such forward-looking statements necessarily involve known and unknown risks and uncertainties, and are necessarily based on assumptions, which may cause the Company's actual performance and results in future periods to differ materially from any express or implied estimates or projections. It is recognised that it is common practice for a company to comment on and discuss its exploration in terms of target size and type. All statements contained in this presentation by the Company which refer to the potential quantity and grade of the target is accompanied by a detailed explanation of the basis for the statement. The potential quantity and grade for the target is conceptual in nature and, there has been insufficient exploration to define a mineral resource and it is uncertain if further exploration will result in the determination of a mineral resource.

Disclaimer: No representation or warranty, express or implied, is made by the Company that the material contained in this presentation will be achieved or prove to be correct. Except for statutory liability which cannot be excluded, each of the Company, its directors, officers, employees, advisers and agents expressly disclaims any responsibility for the accuracy, fairness, sufficiency or completeness of the material contained in this presentation, or any opinions or beliefs contained in this document, and excludes all liability whatsoever (including in negligence) for any loss or damage which may be suffered by any person as a consequence of any information in this presentation or any error or omission there from. The Company is under no obligation to update or keep current the information contained in this presentation or to correct any inaccuracy or omission which may become apparent, or to furnish any person with any further information, unless required to do so by law. Any opinions expressed in the presentation are subject to change without notice. Recipients of this presentation should make their own, independent investigation and assessment of the Company its business, assets and liabilities, prospects and profits and losses, as well as the matters covered in this presentation. Independent expert advice should be sought before any decision based on an assessment of the Company is made.

Unverified information: This presentation may contain information (including information derived from publicly available sources) that has not been independently verified by the Company.

Drilling Results and JORC: The information in this report relates to the exploration results previously reported in ASX Announcements which are available on the Xanadu website at <https://www.xanadumines.com/site/investor-centre/asx-announcements>. Xanadu is not aware of any new information or data that materially affects the information included in the ASX Announcements referenced in the attached slides, and all material assumptions and technical parameters underpinning the estimates continue to apply and have not materially changed.

Currency: All currencies in this presentation are in Australian dollars unless otherwise stated.

Competent Persons: Please refer to the Appendix of this presentation for Competent Person's Statement.

Investment Highlights

XANADU MINES

Progressing two high-quality, gold-rich porphyry copper projects in the highly prospective South Gobi region of Mongolia:
Kharmagtai and Red Mountain

DISCOVERY

Kharmagtai is already one of the largest undeveloped Cu-Au deposits globally, with 2018 JORC MRE of 0.6Bt, containing 1.9Mt Cu & 4.3Moz Au ¹.

Red Mountain is an earlier stage exploration project targeting both porphyry copper and high grade vein style discoveries.

GROWTH

Our medium term **Aspirational Target** at Kharmagtai is to grow the total resource to >1.0Bt and to double the higher grade component to >100Mt.

Kharmagtai deposits remain open with grades increasing at depth. Ongoing drilling will test these targets.

DEFINITION

An **Updated Mineral Resource Estimate** for Kharmagtai incorporating all new drilling since 2018 is underway, expected Q4 2021.

Preliminary concept studies indicate Kharmagtai will be amenable to conventional bulk mining & sulphide flotation.

¹ ASX/TSX Announcement 31 October 2018 – Major Increase in Kharmagtai Open-Cut Resource to 1.9Mt Cu & 4.3Moz Au

Highly experienced Directors & Management

XANADU MINES

Track record of discovering & developing multiple large scale porphyry copper deposits

BOARD



**GANBAYAR
LKHAGVASUREN**

COUNTRY MANAGER & EXECUTIVE DIRECTOR



**ANDREW
STEWART**

CEO & EXECUTIVE DIRECTOR



**COLIN
MOORHEAD**

NON-EXECUTIVE CHAIRMAN



**MICHELE
MUSCILLO**

NON-EXECUTIVE DIRECTOR



**TONY
PEARSON**

NON-EXECUTIVE DIRECTOR



**MUNKHSAIKHAN
DAMBIINYAM**

CHIEF OPERATING OFFICER



**MAT
BROWN**

CHIEF GEOLOGIST



**SPENCER
COLE**

CHIEF FINANCIAL OFFICER

MONGOLIA EXPERTISE

PROVEN EXPLORATION SKILLS

COMMERCIAL CAPABILITY

World class advisory team

XANADU MINES

On the pathway to development, Xanadu has engaged industry leading experts

GEOLOGY EXPERTISE



Barry Dewett (Geophysics)

Former Chief Geophysicist of HPX and Ivanhoe Mines. Retired as Global Practice Leader in geophysics at BHP Billiton Minerals Exploration with 31 years experience.



Geotek (Artificial Intelligence core scanning)

Specialist partner in high resolution, non-destructive analysis of geological cores, developing AI systems in partnership with Xanadu.

EXPLORATION KNOWLEDGE



Rob Spiers (Resource Geology)

Independent geologist with over 30 years experience across multiple commodities and jurisdictions. Competent person under JORC and NI43-101.



Paul Dunham (Development Geologist)

Economic geologist with extensive porphyry copper-gold experience and 40 years in exploration, resource drill-outs, estimation and development studies.

MINING CAPABILITY



Geoff Dunston (Block Cave Design)

International leader in all phases of large scale underground mining, with over 30 years experience across Americas, Africa and Asia.



Gerald Whittle (Surface Mine Optimisation)

Thought Leader and CEO of Whittle Consulting – the leading global practitioners of Integrated Strategic Planning, a holistic approach to life of mine, processing and production planning.

MARKET ENGAGEMENT



Anna Kassianos (Investor Relations and Corporate Advisory)

Resource industry advisor with 20 years in funds management, equities research & investment, corporate development and strategy.

STUDY DEVELOPMENT



Jonathon Lew (Major Studies)

Accomplished Study Manager with 40 years experience in studies, evaluation, and exploration, including 30 years at CRA /Rio Tinto.

METALLURGY EXPERTISE



Andrew Goulsbra (Metallurgy)

Metallurgist with 30 years experience at Ivanhoe Australia and Newcrest Mining, with speciality skills in extractive metallurgy of gold, copper, molybdenum, rhenium and mineral sands.

Building an effective capital foundation

XANADU MINES

A\$0.028

Share Price
as at 29/10/2021

A\$35.5M

Market Cap at
A\$0.028/share

A\$28.3M

Enterprise Value

A\$7.0M

Cash Balance
as at 30/9/2021

1,255.6M

Share on issue

57% TOP 20
SHAREHOLDERS

INSTITUTIONAL
SHAREHOLDERS

ACA **18%** SSI **9%** Others **18%**

BOARD AND
MANAGEMENT

7% (on a fully diluted basis, includes 32m
shares & 52m performance options)

Why Mongolia & the South Gobi?

Two highly prospective districts in a pro-mining jurisdiction

- ▶ **Excellent infrastructure** - leverage for low-capex intensity development
- ▶ **Pro-mining jurisdiction** - in 2020, mining accounted for 23% of Mongolia's GDP & 70% of export revenues¹
- ▶ **Significant mining region** - tops Investment Monitor's 2021 Mining Vulnerability Index¹, followed by Zambia & Australia
- ▶ **Stable democratic system** – 30-yr history of democratic elections
- ▶ **Favourable ESG position** – social license to operate enables shorter lead times to production

KHARMAGTAI Cu-Au DISTRICT (70km²)

Ownership 76.5%

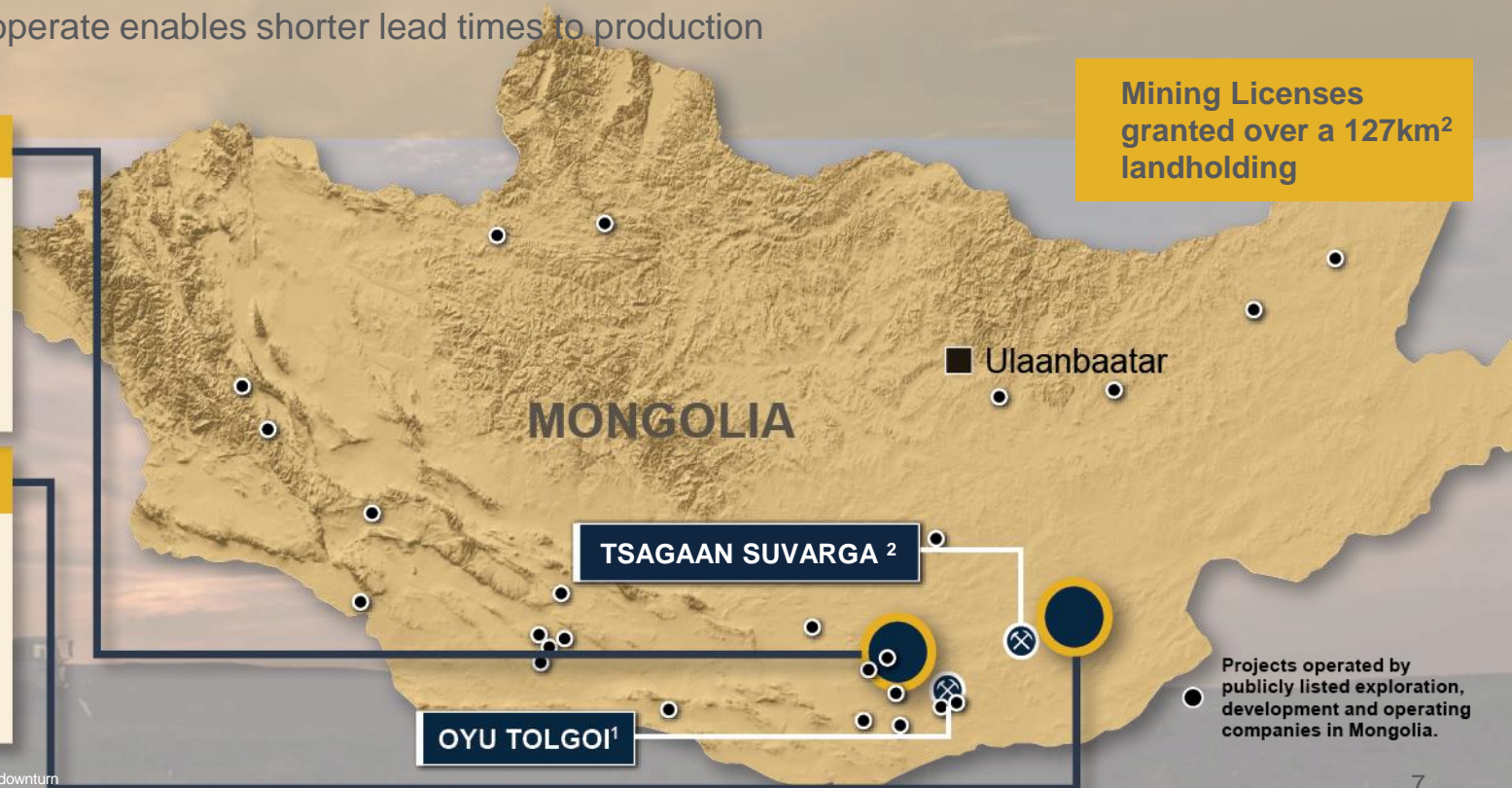
Emerging **Global Scale** mining district

Significant & growing **MRE 0.6Bt** containing **1.9Mt Cu & 4.3Moz Au** at Kharmagtai³

RED MOUNTAIN Cu-Au DISTRICT (57km²)

Ownership 100%

Exploration focused on a significant **Cu-Au porphyry** district



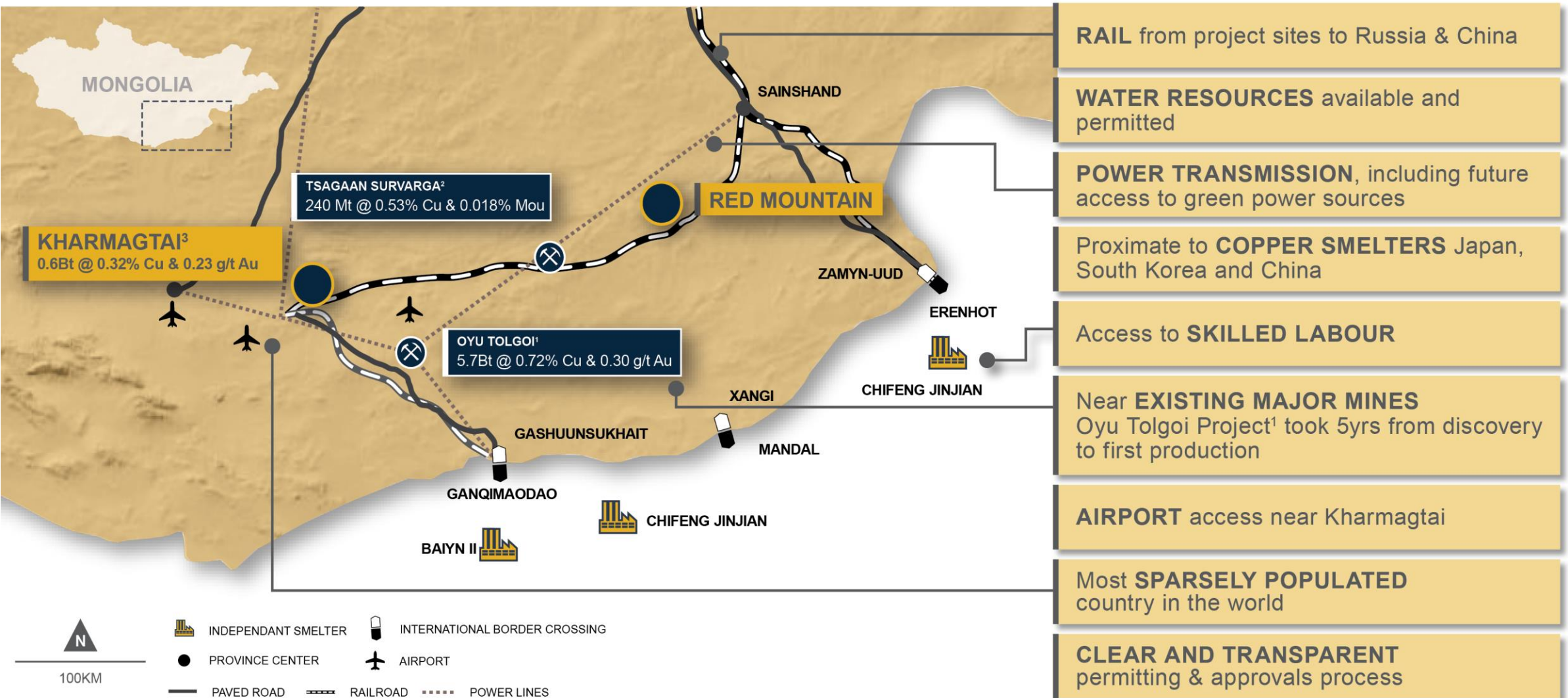
¹ <https://investmentmonitor.ai/business-activities/extractive-industries/mongolia-and-australia-among-countries-that-will-suffer-the-most-in-a-mining-downturn>

² Turquoise Hill Resources Ltd. Oyu Tolgoi 2020 Technical Report <https://mrdata.usgs.gov/sir20105090z/show-sir20105090z.php?id=456>

³ ASX/TSX Announcement 31 October 2018 – Major Increase in Kharmagtai Open-Cut Resource to 1.9Mt Cu & 4.3Moz Au

Strong infrastructure and favourable ESG environment

Enables competitive capital intensity and short development time



Kharmagtai – a growth story

XANADU MINES

Our flagship project, in a world class copper district

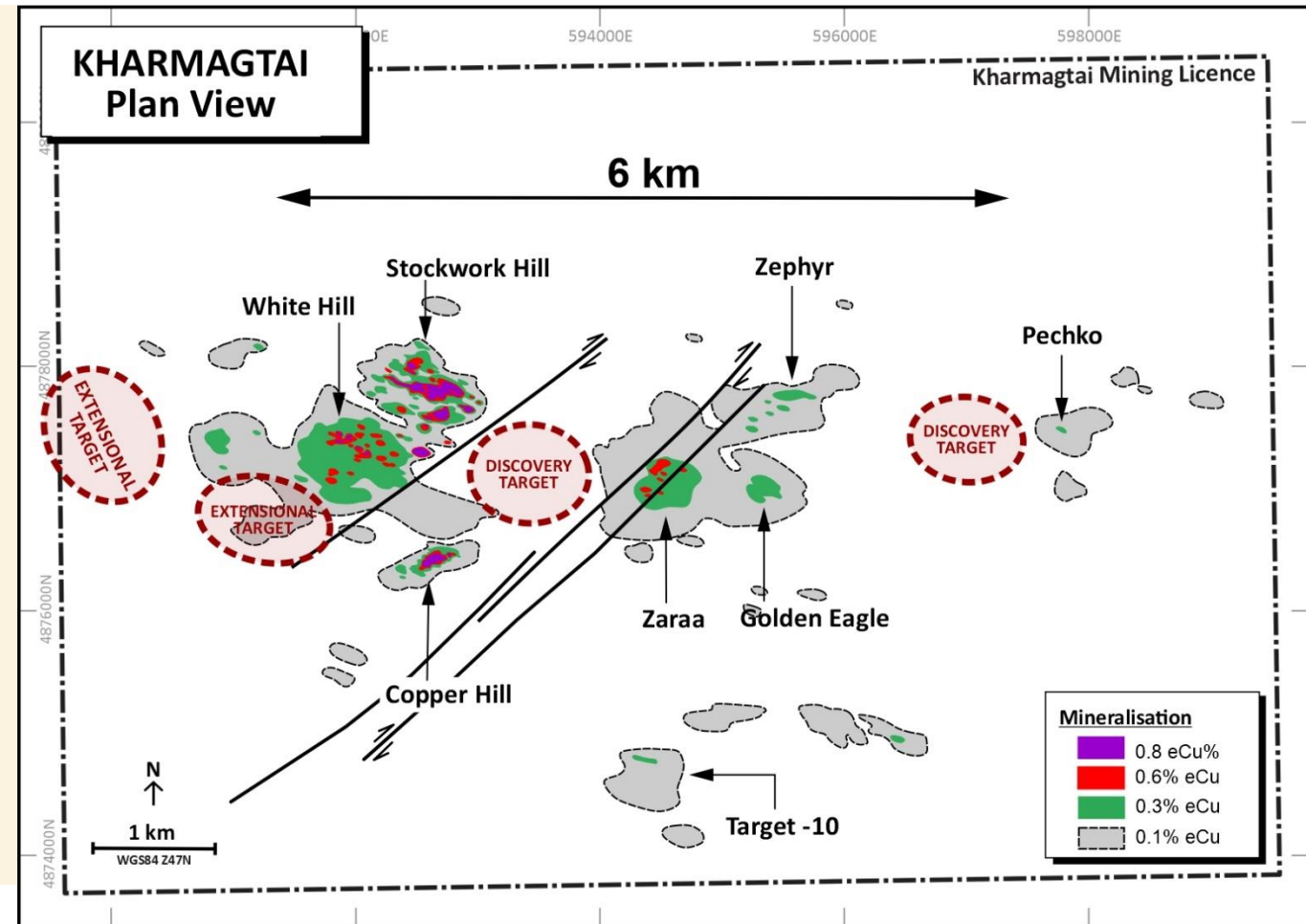
0.6Bt Resource, containing 1.9Mt Cu & 4.3Moz Au ¹

Development project with initial Concept Study completed

Updated Resource to be released Q4 2021, includes 61,500m drilled since 2018 MRE

Granted mining licence with 30 yrs tenure & option to extend another 40 yrs

- ▶ +200km drilled
- ▶ Strike recently extended 5km for recent Zaraa & Golden Eagle discoveries
- ▶ Mineralisation outcrops at surface
- ▶ Limited drilling below 400m is untapped opportunity
- ▶ Linking system at depth is future growth potential



¹ ASX/TSX Announcement 31 October 2018 – Major Increase in Kharmagtai Open-Cut Resource to 1.9Mt Cu & 4.3Moz Au

Impressive track record of wide, high-grade intercepts

2021 drilling success underpinned by deeper, gold-rich bornite discoveries

ASX Announcement Date	Deposit ¹	Hole ID ²	From (m)	Interval (m)	Cu (%)	Au (g/t)	CuEq (%) ³	CuEq (%m) ⁴
3/02/2014	SWH	KHDDH240	3	245	0.75	2.48	2.02	494
3/02/2014	SWH	KHDDH259	3	203	0.45	2.45	1.70	346
3/02/2014	SWH	KHDDH281	28	210	0.63	1.61	1.45	305
3/02/2014	SWH	KHDDH275	358	298	0.45	0.58	0.75	222
23/07/2014	SWH	KHDDH343	358	205	0.73	0.55	1.01	207
28/07/2014	SWH	KHDDH343	358	242	0.55	0.75	0.93	226
25/08/2014	SWH	KHDDH347	406	202	0.55	0.73	0.92	187
22/06/2015	SWH	KHDDH371	242	244	0.81	0.32	0.97	238
29/03/2017	SWH	KHDDH394	16	646	0.51	0.87	0.95	617
29/03/2017	SWH	KHDDH394A	351	385	0.52	0.6	0.83	318
29/03/2017	SWH	KHDDH394A	351	225	0.61	0.73	0.98	221
5/09/2017	CH	KHDDH416	0	180	0.95	1.84	1.89	340
11/09/2017	SWH	KHDDH415	0	264	0.56	1.46	1.31	345
11/09/2017	SWH	KHDDH415	0	148	0.81	2.41	2.04	302
18/09/2017	SWH	KHDDH419	466	234	0.57	1.04	1.10	258
18/09/2017	SWH	KHDDH419	536	118	0.72	1.54	1.51	178
5/10/2017	CH	KHDDH421	0	412	0.54	0.79	0.94	389
5/10/2017	CH	KHDDH421	14	134	1.01	1.84	1.95	261
5/10/2017	CH	KHDDH421	14	134	1.01	1.84	1.95	261

ASX Announcement Date	Deposit ¹	Hole ID ²	From (m)	Interval (m)	Cu (%)	Au (g/t)	CuEq (%) ³	CuEq (%m) ⁴
5/10/2017	CH	KHDDH421	30	118	1.07	2.05	2.12	250
30/10/2017	SWH	KHDDH419	466	294	0.47	0.85	0.90	266
30/10/2017	SWH	KHDDH419	496	222	0.59	1.09	1.15	255
30/10/2017	SWH	KHDDH419	528	126	0.7	1.46	1.45	182
26/02/2018	SWH	KHDDH448	574	230	0.5	0.91	0.97	222
26/02/2018	SWH	KHDDH448	582	164	0.64	1.21	1.26	206
26/02/2019	SWH	KHDDH448	625	118	0.76	1.63	1.59	188
28/02/2019	SWH	KHDDH488	550	126	0.88	1.39	1.59	200
28/02/2019	SWH	KHDDH488	572	102	1	1.67	1.85	189
15/02/2021	SWH	KHDDH559B	612	226	0.68	1.43	1.41	319
15/02/2021	SWH	KHDDH559B	615	175	0.84	1.83	1.78	311
15/02/2021	SWH	KHDDH559B	649	134	0.89	2.04	1.93	259
15/02/2021	SWH	KHDDH559B	651	61	1.43	3.76	3.35	205
24/03/2021	SWH	KHDDH563	649	181	0.68	1.78	1.59	288
24/03/2021	SWH	KHDDH563	651	169	0.72	1.91	1.70	287
24/03/2021	SWH	KHDDH563	680	106	0.99	2.89	2.47	262
24/03/2021	SWH	KHDDH563	686	92	1.06	3.23	2.71	249
16/08/2021	SWH	KHDDH573	474	240	0.72	1.24	1.35	325
16/08/2021	SWH	KHDDH573	522	184	0.87	1.54	1.66	305
16/08/2021	SWH	KHDDH573	534	130	0.94	1.58	1.75	227

Source: S&P Market Intelligence

¹ SWH = Stockwork Hill, CH = Copper Hill, WH = White Hill

² Includes drill holes with intersections at >0.8% CuEq

³ CuEq % calculation methodology and assumptions are described in Appendix 6

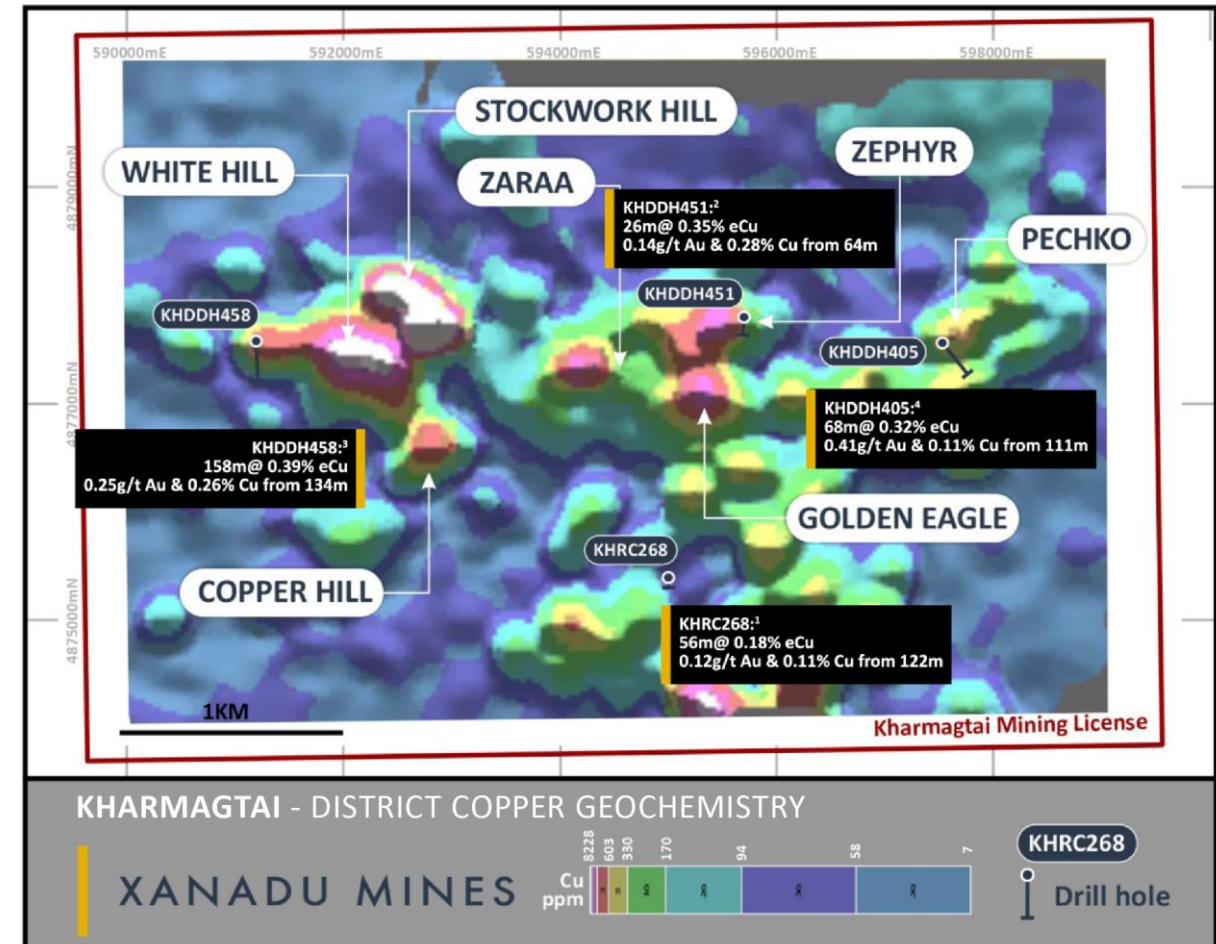
⁴ CuEq %m = CuEq % * Interval m

Exploration upside, grade increasing with depth

Extension drilling unlocks scale of the system

XANADU MINES

- ▶ Large porphyry system being unlocked
- ▶ Open in all directions, with untested extensions
- ▶ Aiming to link up systems at depth
- ▶ Recent Zaraa & Golden Eagle discovery extended global strike to over 5km



¹ ASX/TSX Announcement 30 April 2016 – Quarterly Activities Report to 31 March 2016

² ASX/TSX Announcement 30 April 2018 – Quarterly Activities Report to 31 March 2018

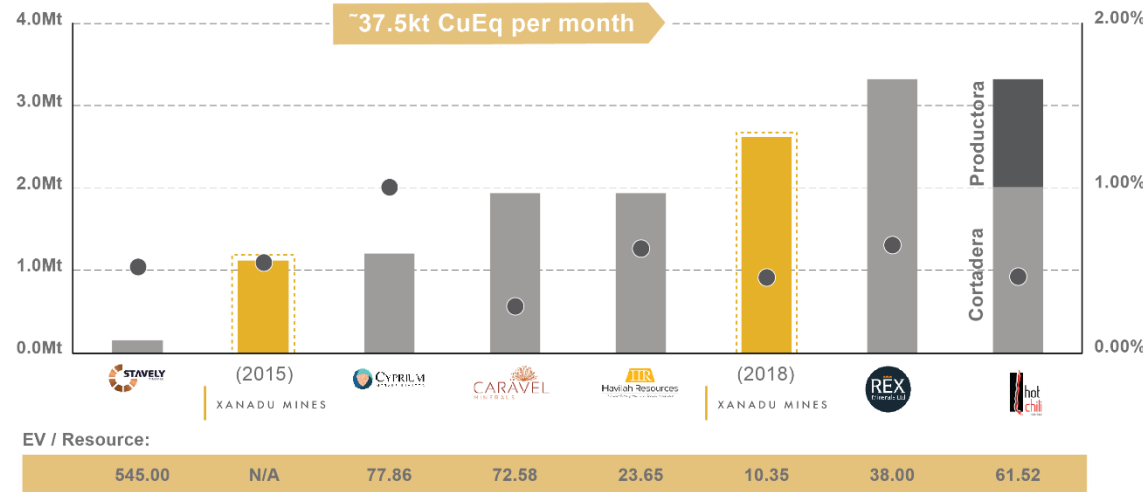
³ ASX/TSX Announcement 19 April 2018 – Kharmagtai, New Copper Porphyry Centre Discovered (Zaraa)

⁴ ASX/TSX Announcement 31 January 2018 – Quarterly Activities Report to 31 December 2017

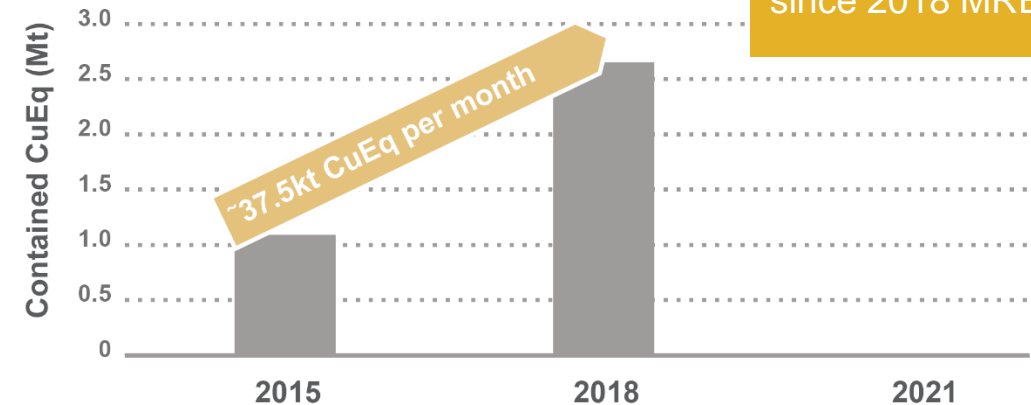
Kharmagtai Resource continues to grow

Already one of the largest copper districts controlled by an ASX junior

XANADU MINES



Source: S&P Market Intelligence, Company Disclosure, EV in AUD as at 29/10, CuEq calculations in Appendix 6



* XAM updated Mineral Resource due late 2021; aiming to move towards a medium term objective of >1 billion tonnes @ >0.5% eCu, including >100 million tonnes @ >0.8% eCu

Q4 2021 Resource Update*
will include
~61,500m drilled
since 2018 MRE

Current Mineral Resource of 0.6Bt containing 2.6Mt CuEq¹

Higher grade core of 54Mt @ 0.86% CuEq¹

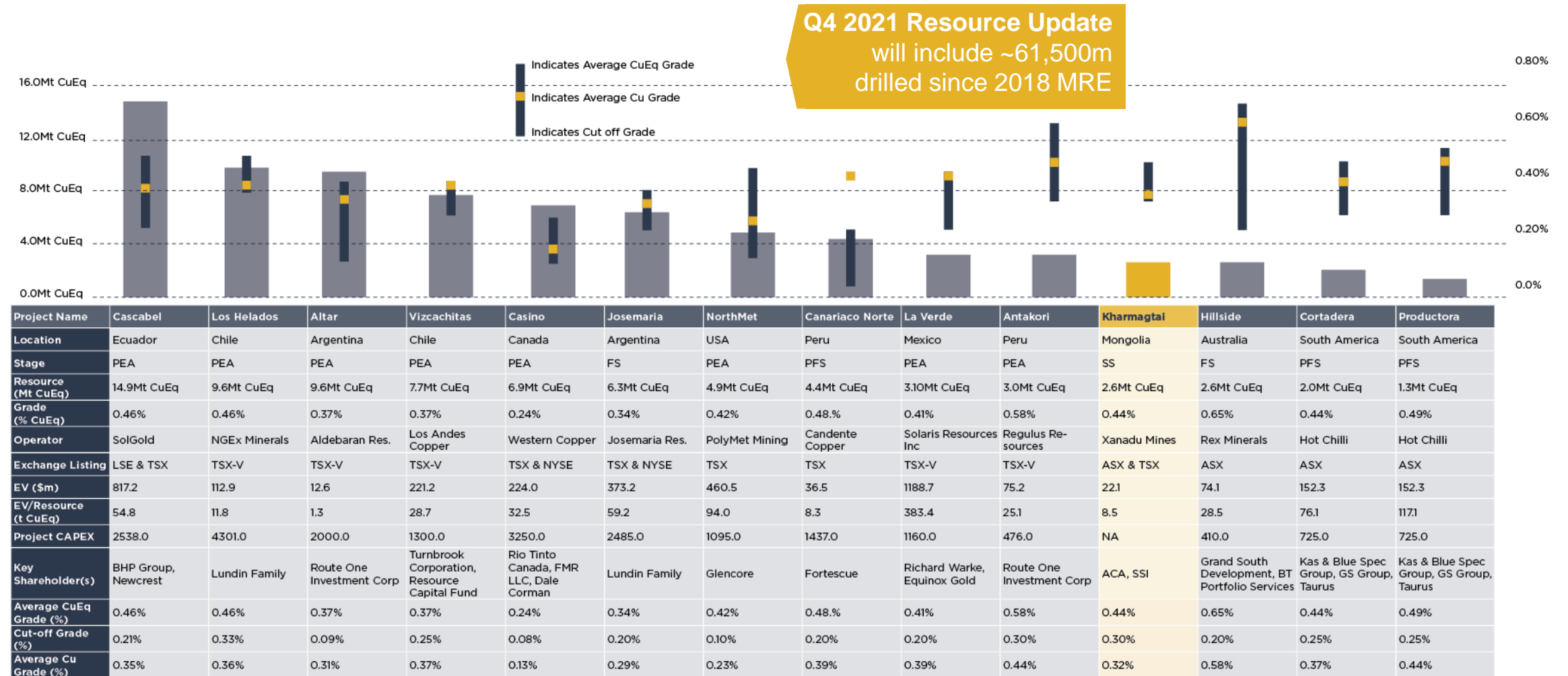
Resource has grown at ~37.5kt CuEq per month since XAM commenced exploration in 2016

Low discovery cost <\$0.01/lb CuEq

¹ ASX/TSX Announcement 31 October 2018 – Major Increase in Kharmagtai Open-Cut Resource to 1.9Mt Cu & 4.3Moz Au

Moving up the global ranks

Ranks among the largest undeveloped Cu mineral resources in the world
(not controlled by a major mining company)



A truly significant porphyry district

XANADU MINES

New systems continue to be unlocked through discovery drilling

EXPLORATION SCORECARD

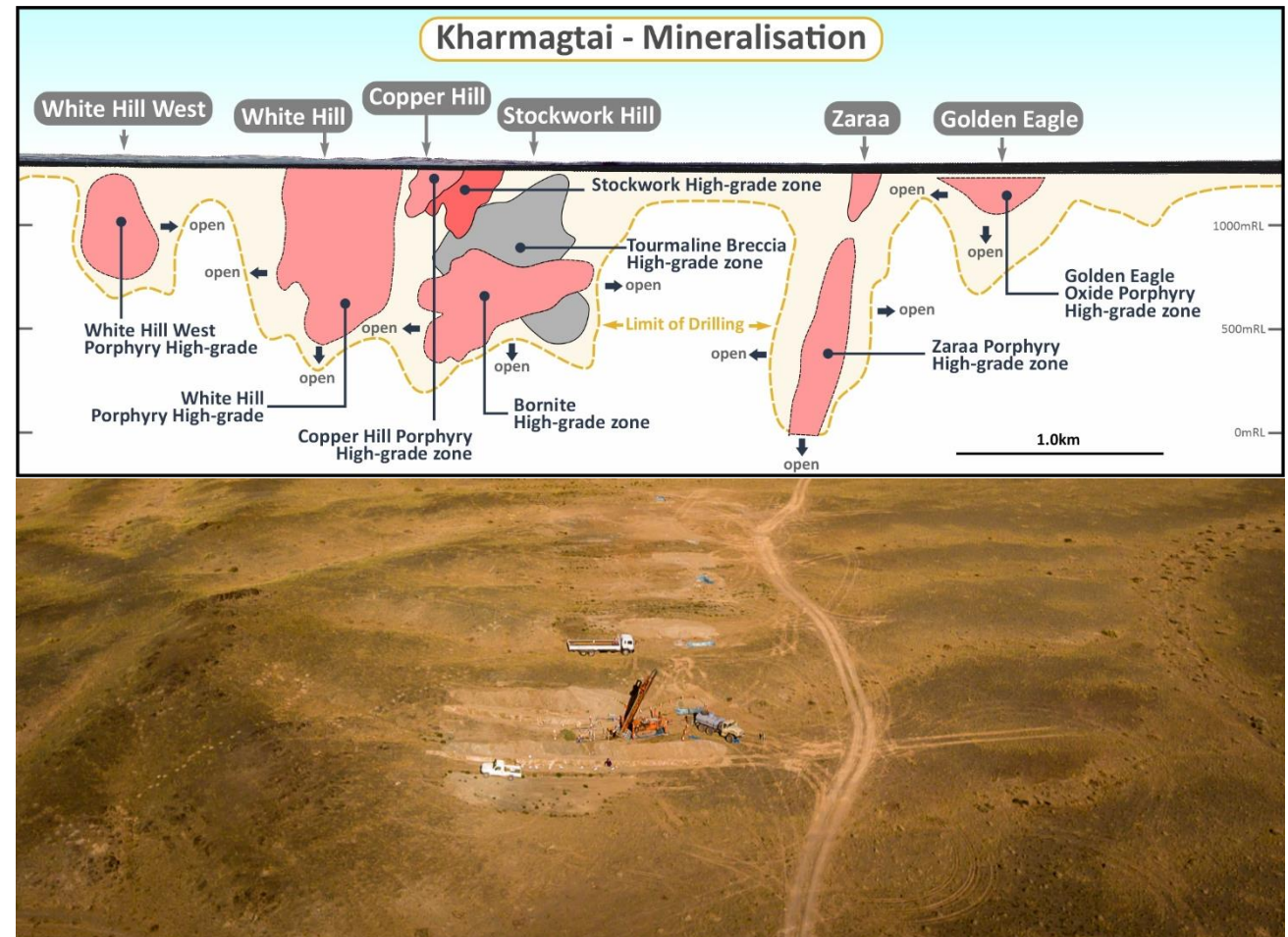
- 5 subsurface discoveries out of 10 prospects drilled
- <\$0.01/lb CuEq discovery cost vs ~\$0.07/lb industry avg¹

COMPLEX DISTRICT

- Multiple copper-gold porphyry intrusions
- Mineralised structures linked to faulting
- Increasing grade at depth

PORPHYRY DEPOSITS ARE MADE NOT FOUND

- Aiming for new systems & new high grade
- Link existing systems at depth
- Highly prospective for new discovery
- Several priority targets drilled in 2021

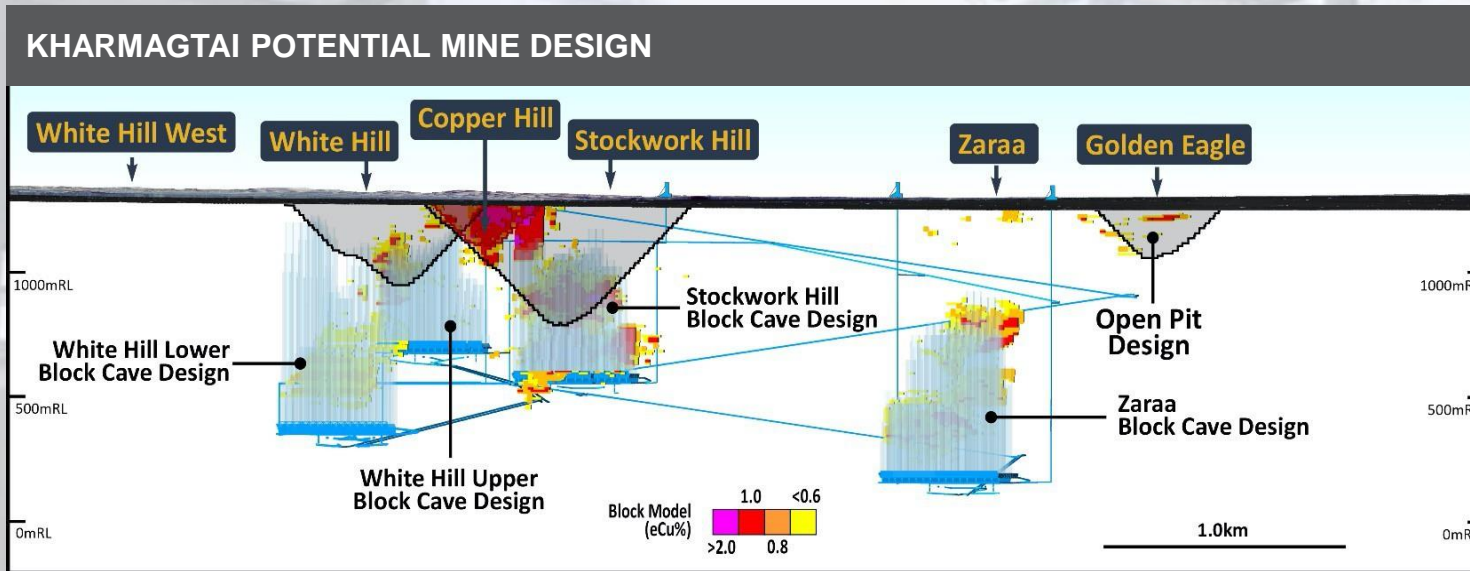


¹ Minexconsulting <https://minexconsulting.com/recent-trends-in-copper-exploration-are-we-finding-enough-2/>

Studying a contemporary design & conventional approach

Led by our expert advisory panel

XANADU MINES



MINING

- Conventional bulk mining
- Open pit or combination pit & underground caving
- Staged to accelerate cash flow

PROCESSING

- Conventional crushing, milling & flotation
- Staged expansion to match grade profile
- Conceptual designs completed

INFRASTRUCTURE

- Flat & stable topography reduces cost
- Existing regional power infrastructure in place
- Industrial, non-potable water sources available
- Conventional tailings & mine waste management for desert climates

MARKETING

- Nearby rail facilitates shipping to port
- Close to regional smelters in Japan, South Korea & China
- Large gold credits due to high Au-Cu ratio

METALLURGY

- Significant metallurgical test work completed
- Strong Cu & Au recoveries
- Saleable Cu concentrate with no deleterious elements

Following a proven porphyry development path

Possibly a similar approach as other global Tier 1 operations

DEVELOPMENT STEP:

01 HIGH GRADE OPEN PIT
GENERATES EARLY CASH

02 SECONDARY CUTBACKS / CAVING
BRINGS FORWARD GRADE

03 SUPER PIT OR BLOCK CAVE
GENERATES CASH 30+ YEARS

KHARMAGTAI

Stockwork Hill, Copper Hill, White Hill

Stockwork Hill

White Hill, Zaraa

OYU TOLGOI

Oyut Deposit

Hugo South

Hugo North, Heruga

CADIA VALLEY

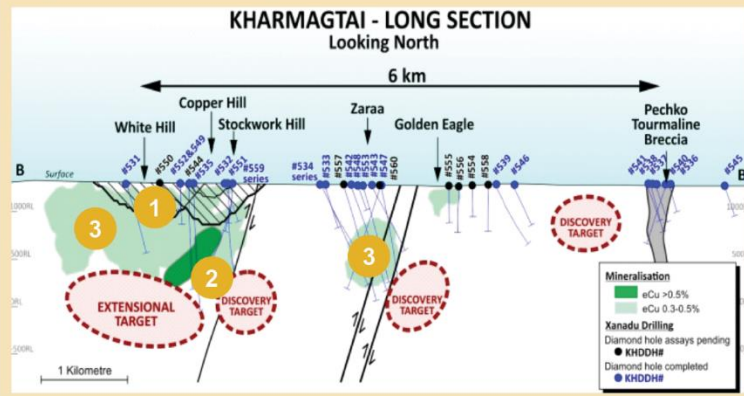
Cadia Pit

Ridgeway

Cadia East

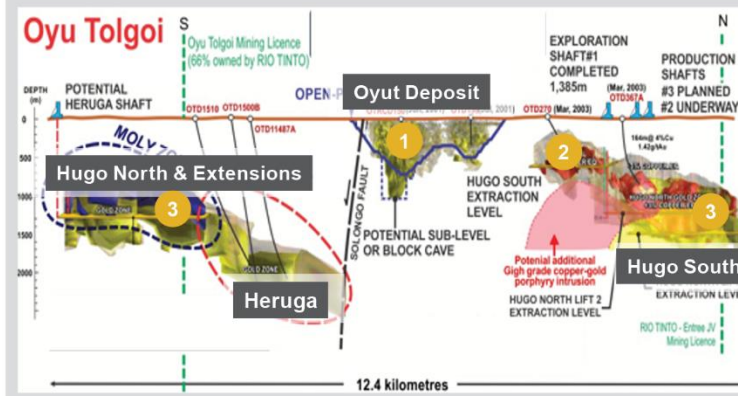
KHARMAGTAI (XANADU)

0.6Bt @ 0.46% CuEq (incl 54Mt @ 0.86% CuEq)¹
Updated Resource expected in Q4'2021



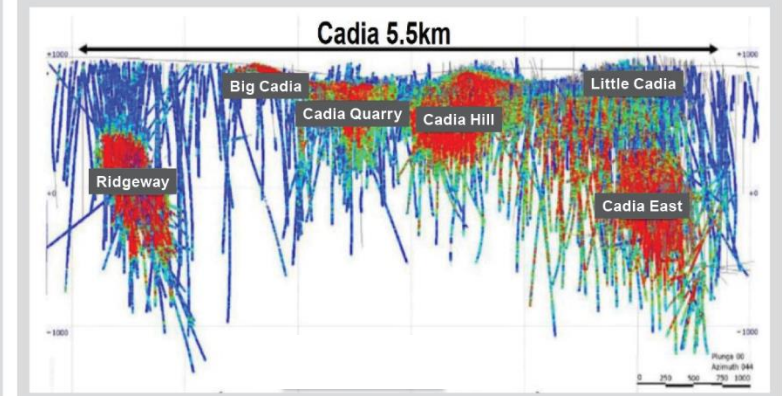
OYU TOLGOI (RIO TINTO)

4.5Bt @ 0.96% CuEq (incl 254Mt @ 1.2% Cu)



CADIA VALLEY (NEWCREST)

3.2Bt @ 0.5% CuEq (incl 151Mt @ 0.65% CuEq)



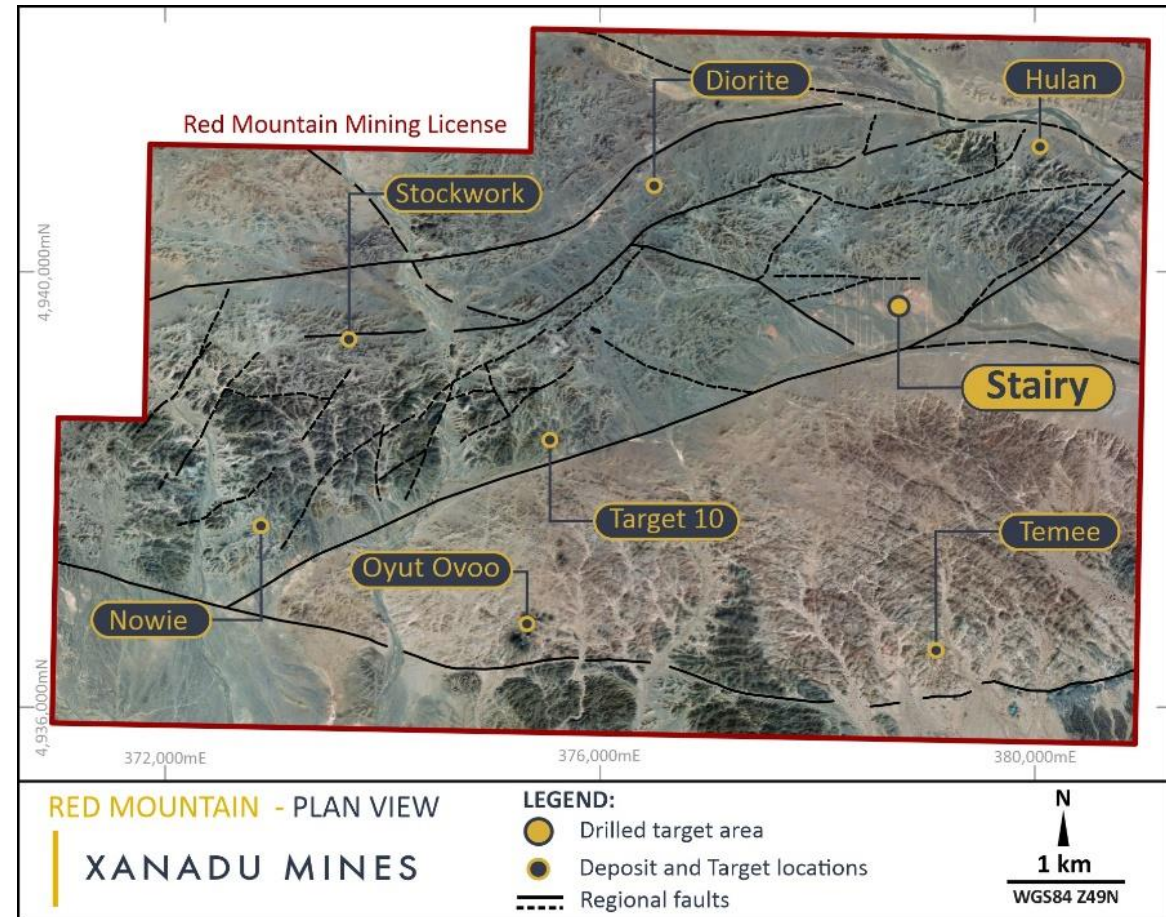
¹ ASX/TSX Announcement 31 October 2018 – Major Increase in Kharmagtai Open-Cut Resource to 1.9Mt Cu & 4.3Moz Au

Red Mountain – a discovery project

XANADU MINES

Early stage & highly prospective

- Advanced exploration project
 - Outcropping at surface
 - 4 mineralised Cu-Au systems
 - 2 epithermal Au-Ag systems
 - High-grade, shallow diamond drill intersections and trench assays
- Located 265km east of Kharmagtai
- Already has a 30-year, extendable mining license
- Recent consolidation to 100% ownership



Red Mountain has multiple known targets

Many already have high-grade drill intercepts; Stairy is priority

STOCKWORK TARGET




- Quartz-chalcopyrite-bornite stockwork
- Historical drilling:³
18m @ 0.87% Cu & 0.40 g/t Au (from 64 m)
22m @ 0.59% Cu & 0.14 Au (from 156 m)

DIORITE HILL TARGET



- Quartz-chalcopyrite-bornite stockwork
- Historical drilling:³
OUDDH087 intercepted 184.0m @ 1.06% CuEq from surface

BRECCIA PIPE TARGET



- Tourmaline Breccia Pipe
- Previous drilling includes:²
OUDDH088: 66m @ 1.8% Cu (from 20.4m Inc. 2m@ 10.25% Cu (from 28m))


TEMEE TARGET



- Anomalous geochemistry

PRIORITY:

STAIRY TARGET



- Bornite and chalcopyrite sulphide with quartz carbonate fill
- Previous drilling includes:⁴
OUDDH110 intercepted 16m @ 4.09% Cu from 54m including 4m @ 15.89% Cu from 55m

¹ ASX/TSX Announcement 28 Jun 2017 - Oyut Ulaan Exploration Update

² ASX/TSX Announcement 19 July 2017 - Oyut Ulaan Exploration Update

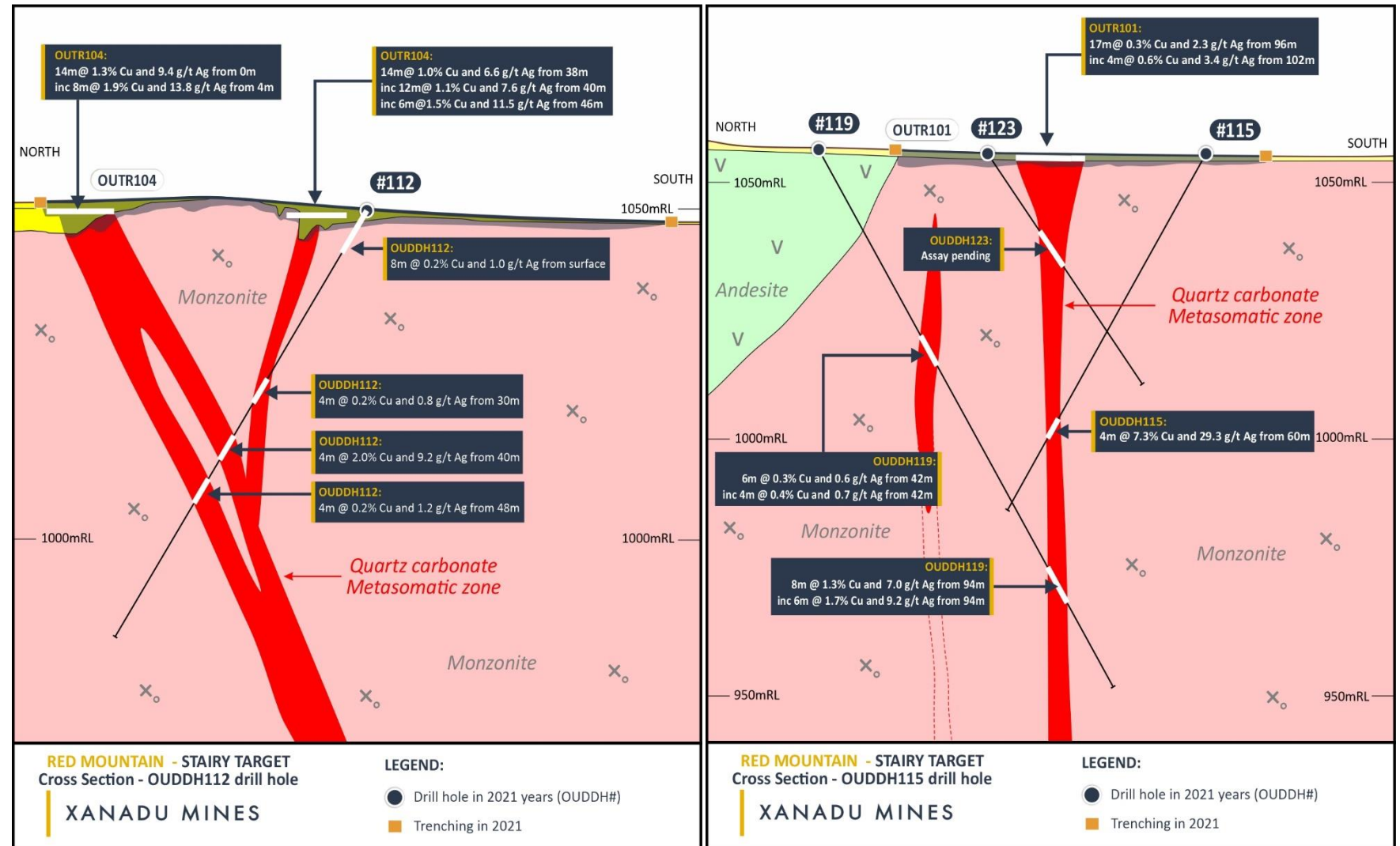
³ Oyut Ulaan project presentation dated June 2013

⁴ ASX/TSX Announcement dated 22 Mar 2021S - hallow Bornite-Rich Copper Mineralisation at Red Mountain

Stairy shaping up as an attractive exploration project

Outcropping veins of silver-rich bornite

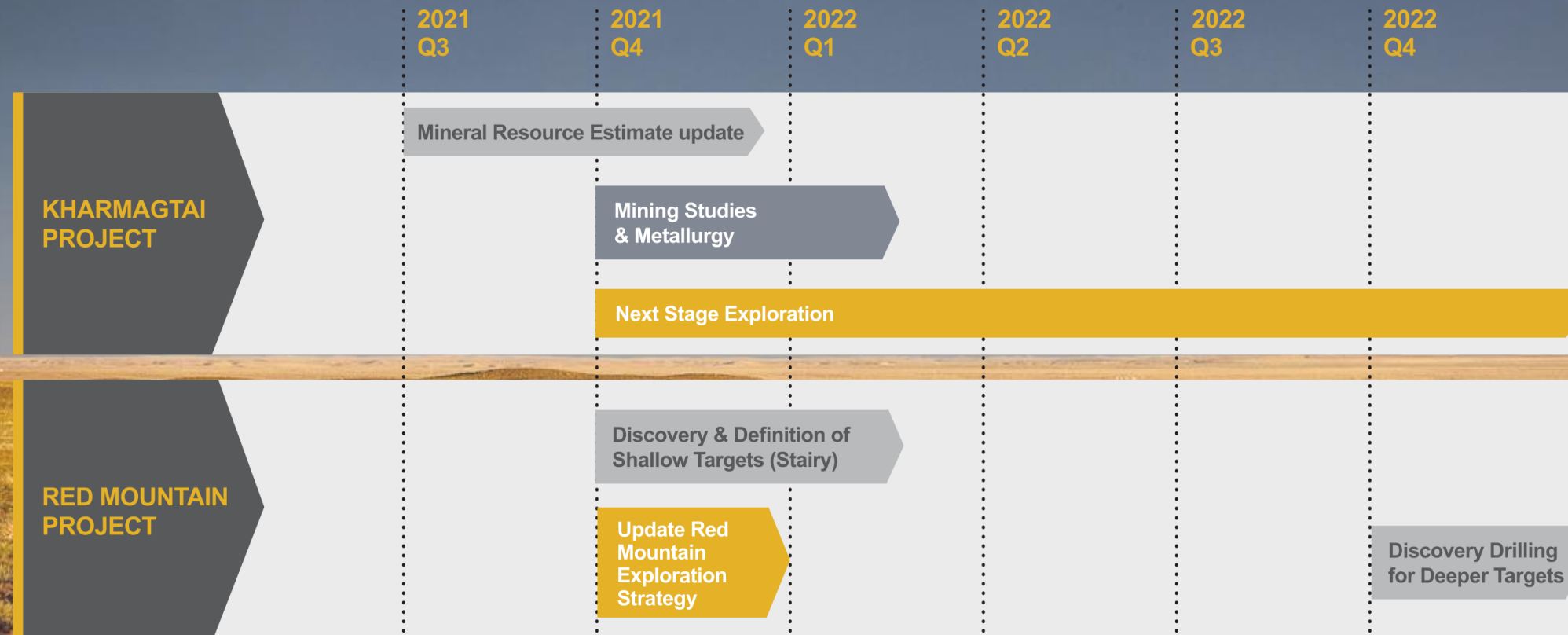
- Recent diamond drilling **expands** mineralised zones in historic trenches
- Potential linkage to large-scale **porphyry system at depth**
- Identified sub-vertical structures up to 24m wide, extending to >1km
- Follow-up targeting program being developed



Both projects progressing through the exploration & discovery phase

XANADU MINES

Aiming for a partner to progress Kharmagtai to next stage



Why invest in Xanadu?

XANADU MINES

The Right Projects

MAJOR COPPER RESOURCE ¹

Kharmagtai Resource of 0.6Bt containing 1.9Mt Cu & 4.3Moz Au, including 54Mt at >0.8% CuEq. Update planned in Q4 2021.

GROWTH POTENTIAL

Kharmagtai open & growing in both tonnes & grade. Red Mountain highly prospective with multiple targets.

LOW TECHNICAL RISK

Kharmagtai should be amenable to conventional bulk mining & ore processing yielding a clean Au rich Cu con.

FAVOURABLE JURISDICTION

Mongolia is a stable democracy; mining driven economy; low ESG risk, great people; established infrastructure

AMBITIOUS EXPLORATION

Targeting >1Bt incl. >100Mt high grade at Kharmagtai; new discoveries at Red Mountain. Low-cost discovery ~\$0.01/lb Cu.

EXCELLENT LEADERSHIP

Highly credentialed Management & Board with a track record of discovery; world class Advisory Team

FUNDED TO EXECUTE STRATEGY

\$7m cash in bank; but open to partnership with a major to accelerate Kharmagtai project

ESG FOCUS

Operations conducted to high ESG standards; Kharmagtai has potential to be long life, low cost & high tech modern Cu mine

The Right Company

¹ ASX/TSX Announcement 31 October 2018 – Major Increase in Kharmagtai Open-Cut Resource to 1.9Mt Cu & 4.3Moz Au

APPENDIX

XANADU MINES



Competent Person's Statement

XANADU MINES

The Australasian Code for Reporting of Exploration Results, Mineral Resources and Ore Reserves (the 'JORC Code 2012') sets out minimum standards, recommendations and guidelines for Public Reporting in Australasia of Exploration Results, Mineral Resources and Ore Reserves. The Information contained in this announcement has been presented in accordance with the JORC Code 2012.

The information in this announcement that relates to Mineral Resources is based on information compiled by Dmitry Pertel who is responsible for the Mineral Resource estimate. Mr Pertel is a full-time employee of CSA Global and is a Member of the Australian Institute of Geoscientists, has sufficient experience relevant to the style of mineralisation and type of deposit under consideration and to the activity he is undertaking to qualify as the "Qualified Person" as defined in the CIM Guidelines and National Instrument 43-101. Mr Pertel consents to the inclusion in the report of the matters based on this information in the form and context in which it appears.

The information in this report that relates to the Scoping Study is based, and fairly reflects, information compiled by Gordon Zurowski, P.Eng is a registered Professional Engineer in Ontario, Canada. Mr Zurowski is employed by CSA Global, independent resource industry consultants. Mr Zurowski has sufficient experience which is relevant to the style of mineralisation and type of deposit under consideration and to the activity which he is undertaking to qualify as a Competent Person as defined in the 2012 Edition of the 'Australasian Code for Reporting of Exploration Results, Mineral Resources and Ore Reserves'. Mr Zurowski consents to the inclusion in the report of the matters based on his information in the form and context in which it appears.

The information in this announcement that relates to metallurgical test work is based on a summary of results compiled by Andrew Holloway who is responsible for metallurgical and process engineering aspects of the project. Mr. Holloway, who is a principal of AGP Mining Consultants Inc. (Toronto, Canada) and is a Professional Engineer in Ontario, Canada, has sufficient experience relevant to the style of mineralisation and type of deposit under consideration and to the activity he is undertaking to qualify as the "Competent Person" as defined in the 2012 Edition of the "Australasian Code for Reporting Exploration Results, Mineral Resources and Ore Reserves" and the National Instrument 43-101. Mr Holloway consents to the inclusion in the report of the matters based on this information in the form and context in which it appears.

The information in this announcement that relates to exploration results is based on information compiled by Dr Andrew Stewart who is responsible for the exploration data, comments on exploration target sizes, QA/QC and geological interpretation and information. Dr Stewart, who is an employee of Xanadu and is a Member of the Australasian Institute of Geoscientists, has sufficient experience relevant to the style of mineralisation and type of deposit under consideration and to the activity he is undertaking to qualify as the "Competent Person" as defined in the 2012 Edition of the "Australasian Code for Reporting Exploration Results, Mineral Resources and Ore Reserves" and the National Instrument 43-101. Dr Stewart consents to the inclusion in the report of the matters based on this information in the form and context in which it appears. on that date (Prospectus).

Sophisticated or professional investor: This document is provided to you on the basis that you are, and you represent that you are a person who does not require a disclosure document under Chapter 6D of the Corporations Act 2001 (Cth) (Corporations Act) because of subsection 708(8) (sophisticated investors) or subsection 708(11) (professional investors) of the Corporations Act. Neither this document, nor any copies of this document, may be circulated or disclosed (electronically or otherwise) to any persons who do not receive this document directly from the Company or its advisers.

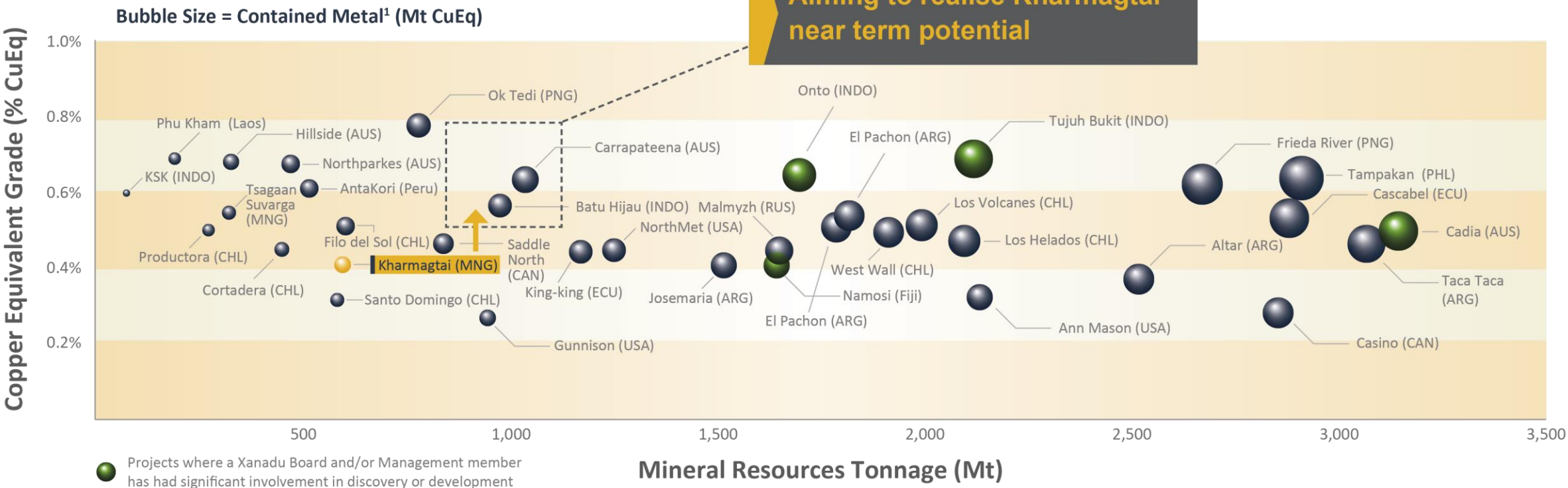
Not financial product advice: The information contained in this document is not intended to be relied upon as advice or a recommendation to investors and does not take into account the investment objectives, financial situation, taxation situation or needs of any particular investor. An investor must not act on the basis of any matter contained in this document but must make its own assessment of the Company and conduct its own investigations and analysis. Investors should assess their own individual financial circumstances and consider talking to a financial adviser, professional adviser or consultant before making any investment decision. Statements and information in this document are current only as at the date of the Prospectus. The information contained in this document is supplied in summary form and does not contain all information necessary to make an investment decision.

Disclaimer: Neither the Company nor any of its directors, officers, employees, contractors, agents or advisers (Limited Party) makes any representations or warranties, express or implied, as to or takes responsibility for, the accuracy, reliability, completeness or fairness of the information, opinions, forecasts, reports, estimates and conclusions contained in this document. No Limited Party represents or warrants that this document is complete or that it contains all information about the Company that a prospective investor may require in evaluating a possible investment in the Company. To the maximum extent permitted by law, each Limited Party expressly disclaims any and all liability, including, without limitation, any liability arising out of fault, negligence or omission on the part of any person, for any loss

Joining an elite club of global projects

Kharmagtai moving to a significant position among global peers

Aiming to realise Kharmagtai near term potential



Source: S&P Market Intelligence, Company Disclosure, CuEq calculations in Appendix 6

Copper equivalent benchmarking

XANADU MINES

Global Project	Resource Date	Resource Mt				Au g/t			Cu %			Au Moz			Cu Mt			CuEq	
		Meas	Ind	Inf	Total	Meas	Ind	Inf	Meas	Ind	Inf	Meas	Ind	Inf	Meas	Ind	Inf	%	Mt
Altar	1/07/2018	995	1,049	556	2,600	0.08	0.07	0.06	0.36%	0.31%	0.33%	2.6	2.2	1.1	3.6	3.3	1.9	0.37%	9.6
Ann Mason	3/03/2017	412	988	623	2,023	0.03	0.03	0.03	0.33%	0.31%	0.29%	0.4	0.9	0.6	1.4	3.1	1.8	0.32%	6.5
Antakori	1/03/2019	0	250	267	517	0.00	0.29	0.26	0.00%	0.48%	0.41%	0.0	2.3	2.2	0.0	1.2	1.1	0.58%	3.0
Batu Hijau	31/12/2015	340	540	69	949	0.43	0.25	0.09	0.48%	0.35%	0.30%	4.7	4.3	0.2	1.6	1.9	0.2	0.55%	5.2
Cadia East	31/12/2018	0	3,010	0	3,010	0.00	0.37	0.00	0.00%	0.26%	0.00%	0.0	35.4	0.0	0.0	7.9	0.0	0.45%	13.5
Canariaco	1/11/2010	338	414	158	910	0.08	0.06	0.06	0.48%	0.43%	0.41%	0.9	0.8	0.3	1.6	1.8	0.6	0.48%	4.4
Carrapateena	30/06/2020	140	480	340	960	0.40	0.30	0.10	0.80%	0.70%	0.30%	1.8	4.6	1.1	1.1	3.4	1.0	0.70%	6.7
Cascabel	7/11/2018	1,192	1,470	544	3,206	0.39	0.14	0.11	0.48%	0.28%	0.24%	14.9	6.6	1.9	5.7	4.1	1.3	0.46%	14.9
Casino	2013 FS	145	2,028	680	2,853	0.40	0.17	0.14	0.31%	0.14%	0.16%	1.9	11.0	3.0	0.4	2.8	1.1	0.24%	6.9
Cortadera	19/02/2016	0	183	267	450	0.00	0.15	0.12	0.00%	0.40%	0.35%	0.0	0.9	1.0	0.0	0.7	0.9	0.44%	2.0
El Pachon	31/12/2020	534	1,055	0	1,589	0.03	0.03	0.00	0.67%	0.49%	0.00%	0.5	1.0	0.0	3.6	5.2	0.0	0.57%	9.0
Filo del Sol	11/06/2018	0	425	175	600	0.00	0.32	0.33	0.00%	0.33%	0.27%	0.0	4.4	1.8	0.0	1.4	0.5	0.48%	2.9
Frieda River	10/12/2018	620	1,240	780	2,640	0.30	0.22	0.18	0.53%	0.44%	0.35%	6.0	8.7	4.5	3.3	5.5	2.7	0.55%	14.5
Gunnison	7/07/2015	201	711	241	1,152	0.00	0.00	0.00	0.36%	0.27%	0.22%	0.0	0.0	0.0	0.7	1.9	0.5	0.28%	3.2
Hillside	May 2015	72	151	114	337	0.16	0.13	0.10	0.55%	0.59%	0.60%	0.4	0.6	0.4	0.4	0.9	0.7	0.65%	2.2
Josemaria	31/12/2018	197	962	704	1,863	0.34	0.18	0.10	0.43%	0.26%	0.19%	2.1	5.5	2.3	0.8	2.5	1.3	0.34%	6.3
Kharmagtai	31/08/2018	0	129	469	598	0.00	0.36	0.19	0.00%	0.36%	0.31%	0.0	1.5	2.9	0.0	0.5	1.5	0.44%	2.6
King-king	28/02/2015	120	842	189	1,151	0.46	0.32	0.27	0.32%	0.25%	0.22%	1.8	8.5	1.6	0.4	2.1	0.4	0.41%	4.7
KSK	Jun 2019	21	29	18	67	0.00	0.00	0.00	0.70%	0.60%	0.60%	0.0	0.0	0.0	0.1	0.2	0.1	0.63%	0.4
Le Verde	30/09/2012	58	350	338	746	0.29	0.02	0.02	0.45%	0.40%	0.37%	0.5	0.3	0.2	0.3	1.4	1.2	0.41%	3.1
Los Helados	Apr 2019	0	2,099	0	2,099	0.00	0.15	0.00	0.00%	0.38%	0.00%	0.0	10.1	0.0	0.0	8.0	0.0	0.46%	9.6
Los Volcanes	31/12/2020	0	0	1,904	1,904	0.00	0.00	0.03	0.00%	0.00%	0.50%	0.0	0.0	1.8	0.0	0.0	9.5	0.52%	9.8
Malmyzh	1/05/2015	0	0	1,661	1,661	0.00	0.00	0.17	0.00%	0.00%	0.34%	0.0	0.0	9.0	0.0	0.0	5.6	0.43%	7.1
Namosi	31/12/2019	0	1,300	330	1,630	0.00	0.11	0.08	0.00%	0.35%	0.37%	0.0	4.6	0.8	0.0	4.6	1.2	0.41%	6.6
NorthMet	July 2019	237	412	509	1,158	0.35	0.32	0.37	0.27%	0.23%	0.24%	2.7	4.2	6.0	0.6	0.9	1.2	0.42%	4.9
Northparkes	31/12/2018	219	205	57	481	0.23	0.16	0.19	0.56%	0.53%	0.57%	1.6	1.0	0.3	1.2	1.1	0.3	0.65%	3.1
Ok Tedi	31/12/2017	365	372	44	781	0.53	0.50	0.71	0.47%	0.43%	0.51%	6.2	6.0	1.0	1.7	1.6	0.2	0.72%	5.6
Onto	31/12/2014	0	760	960	1,720	0.00	0.28	0.24	0.00%	0.76%	0.45%	0.0	6.8	7.2	0.0	5.8	4.3	0.72%	12.3
Phu Kham	31/12/2014	70	93	29	192	0.28	0.23	0.19	0.69%	0.59%	0.55%	0.6	0.7	0.2	0.5	0.5	0.2	0.74%	1.4
Productora	19/02/2016	0	208	67	275	0.00	0.10	0.08	0.00%	0.46%	0.38%	0.0	0.7	0.2	0.0	1.0	0.3	0.49%	1.3
Red Chris	31/03/2020	10	970	190	1,170	0.15	0.41	0.31	0.23%	0.38%	0.30%	0.0	12.7	1.9	0.0	3.7	0.6	0.57%	6.6
Saddle North	6/07/2020	0	298	543	841	0.00	0.36	0.31	0.00%	0.28%	0.25%	0.0	3.4	5.4	0.0	0.8	1.4	0.43%	3.6
Santo Domingo	31/12/2020	66	471	48	585	0.08	0.03	0.03	0.66%	0.26%	0.19%	0.2	0.5	0.0	0.4	1.2	0.1	0.32%	1.9
Taca Taca	30/11/2020	421	1,780	717	2,917	0.14	0.07	0.05	0.60%	0.39%	0.31%	1.9	4.0	1.1	2.5	6.9	2.2	0.44%	12.8
Tampakan	31/12/2014	980	1,290	670	2,940	0.28	0.16	0.21	0.69%	0.45%	0.55%	8.8	6.6	4.5	6.8	5.8	3.7	0.66%	19.4
Tsagaan Suurga	2015	322	0	0	322	0.00	0.00	0.00	0.55%	0.00%	0.00%	0.0	0.0	0.0	1.8	0.0	0.0	0.55%	1.8
Tujuh Bukit	31/12/2019	46	91	1,984	2,120	0.65	0.34	0.42	0.00%	0.00%	0.46%	0.9	1.0	26.5	0.0	0.0	9.0	0.64%	13.6
Vizcachitas	10/05/2019	254	1,030	789	2,073	0.00	0.00	0.00	0.44%	0.39%	0.34%	0.0	0.0	0.0	1.1	4.0	2.7	0.37%	7.7
West Wall	31/12/2020	0	861	1,072	1,933	0.00	0.05	0.05	0.00%	0.51%	0.42%	0.0	1.4	1.7	0.0	4.4	4.5	0.49%	9.4

ASX Company	Resource Date	Resource Mt				Au g/t			Cu %			Au Moz			Cu Mt				
		Meas	Ind	Inf	Total	Meas	Ind	Inf	Meas	Ind	Inf	Meas	Ind	Inf	Meas	Ind	Inf	Total	Total
Hot Chili (HCH)	19/02/2016	0	391	334	725	0.00	0.12	0.11	0.00%	0.43%	0.36%	0.0	1.5	1.2	0.0	1.7	1.2	0.46%	3.3
Rex (RXM)	May 2015	72	186	145	403	0.18	0.13	0.10	0.55%	0.59%	0.60%	0.4	0.8	0.5	0.4	1.1	0.9	0.65%	2.6
Xanadu (XAM)	31/08/2018	0	129	469	598	0.00	0.36	0.19	0.00%	0.36%	0.31%	0.0	1.5	2.9	0.0	0.5	1.5	0.44%	2.6
Havilah (HAV)	5/06/2020	202	37	120	359	0.23	0.41	0.32	0.50%	0.44%	0.49%	1.5	0.5	1.2	1.0	0.2	0.6	0.63%	2.3
Caravel (CVV)	29/04/2019	0	400	262	662	0.00	0.00	0.00	0.00%	0.29%	0.27%	0.0	0.0	0.0	0.0	1.2	0.7	0.28%	1.9
Cyprium (CYM)	10/03/2020	27	55	54	135	0.00	0.01	0.00	1.66%	1.00%	0.67%	0.0	0.0	0.0	0.4	0.5	0.4	1.00%	1.4
Stavelly (SVY)	Aug 2015	0	2	31	33	0.00	0.30	0.00	0.00%	2.00%	0.40%	0.0	0.0	0.0	0.0	0.0	0.1	0.52%	0.2

Mineral Resources used in benchmarking include inferred, indicated, and measured classifications. Resource tonnes and grades are as reported by each company.

Copper equivalent grades were calculated by Xanadu Mines using the formula:

$$\text{CuEq} = \text{Cu} + \text{Au} * 0.62097 * 0.8235$$

Where :

- Cu = copper grade (%)
- Au = gold grade (grams per tonne (g/t))
- 0.62097 = conversion factor (Au to Cu); and
- 0.8235 = relative recovery of Au to Cu (82.35%)

These equivalent formulas were based on the following parameters (prices in USD):

- Cu price = 3.1 \$/lb (or 6,834 \$/t)
- Au price = 1,320 \$/oz
- Cu recovery = 85%
- Au recovery = 70%; and
- Relative recovery of Au to Cu = 70%/85% = 82.35%

Metals prices, Au-Cu conversion factor, and Au-Cu relative recovery factors are as defined by CSA Global in the 2018 Xanadu Mineral Resource Upgrade ¹

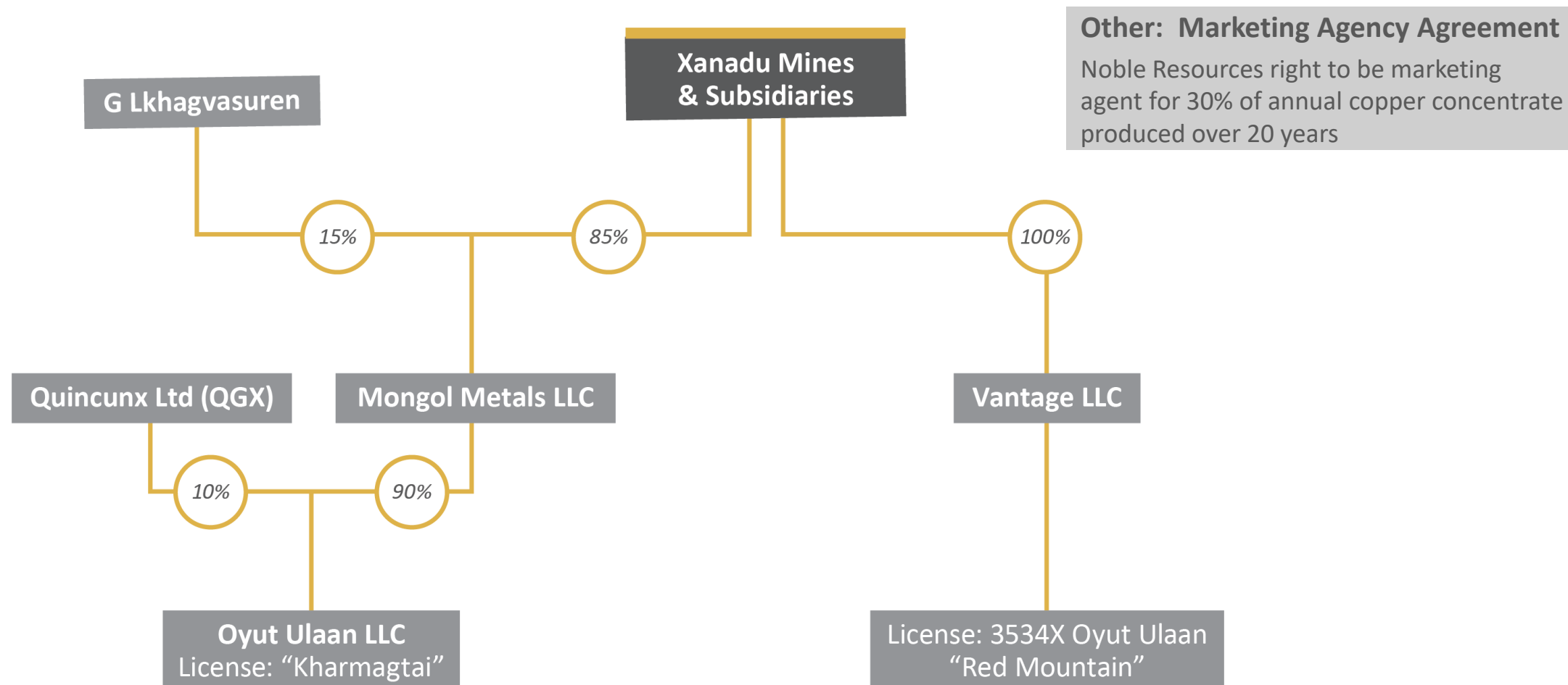
Source: Company Disclosure

¹ ASX announcement 31 Oct 2018 – Major Increase in Kharmagtai Open-Cut Resource to 1.9Mt Cu & 4.3Moz Au

Clear ownership structure

Commercial strategy to consolidate & simplify ownership

XANADU MINES

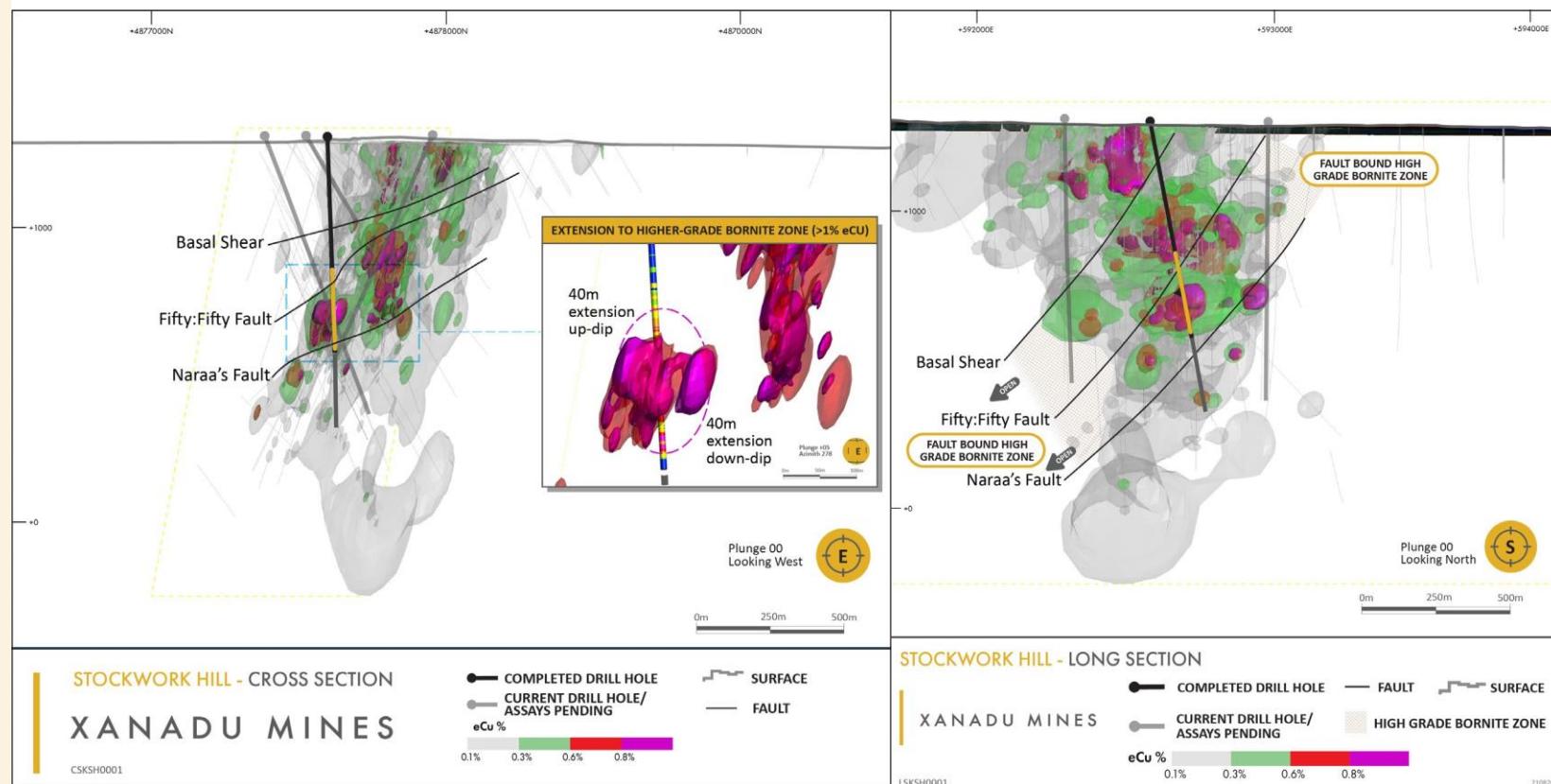


Targeting the high-grade core

XANADU MINES

Gold-rich, bornite zones are key to accelerating cash generation

- High-grade zone exploration targeted to nearly double:
- 2018 MRE high grade zone = 54Mt grading +0.8% CuEq¹
- Mining Block objective of 100Mt grading +0.8% CuEq
- Current drill program targets high-grade, gold-rich bornite core at Stockwork Hill
- Recent high grade success at KDDH573:²
 - 240m grading 1.36% CuEq, from 474m
 - Extended high grade zone 40m up-dip & 40m down-dip at Stockwork Hill.
 - Represents best CuEq%.m intersected below 400m since Xanadu took control



¹ ASX/TSX Announcement 31 October 2018 – Major Increase in Kharmagtai Open-Cut Resource to 1.9Mt Cu & 4.3Moz Au

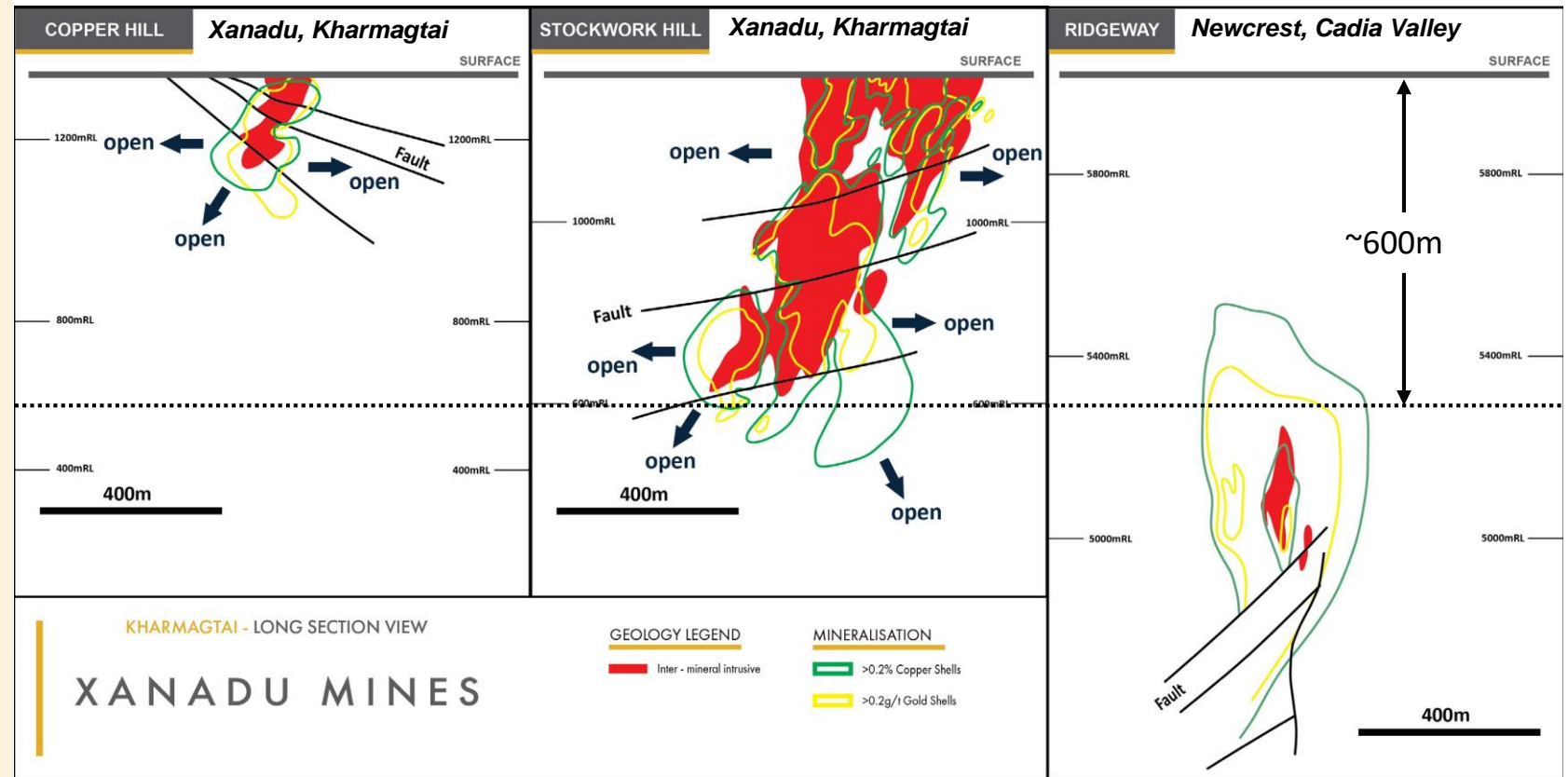

² ASX/TSX Announcement 16 August 2021 – Vertical Extension of High-Grade Bornite Zone at Stockwork Hill

Significant potential to define more high-grade at depth

Strong growth upside beneath current bornite zones

XANADU MINES

- ▶ Mineralised intrusive indicates still in shallow levels of system
- ▶ Bornite zones starting to be uncovered
- ▶ Open in all directions, with significant upside at depth



Drilling for growth & de-risking a future development

XANADU MINES

23km diamond drill program underway, focused on high grade

HIGH-GRADE DEFINITION

High grade core drives capital payback, free cash flow

Gold-rich, bornite zones under current resource

Conceptual pit and cave designs

RESOURCE UPGRADE

Scale & growth from extension drilling

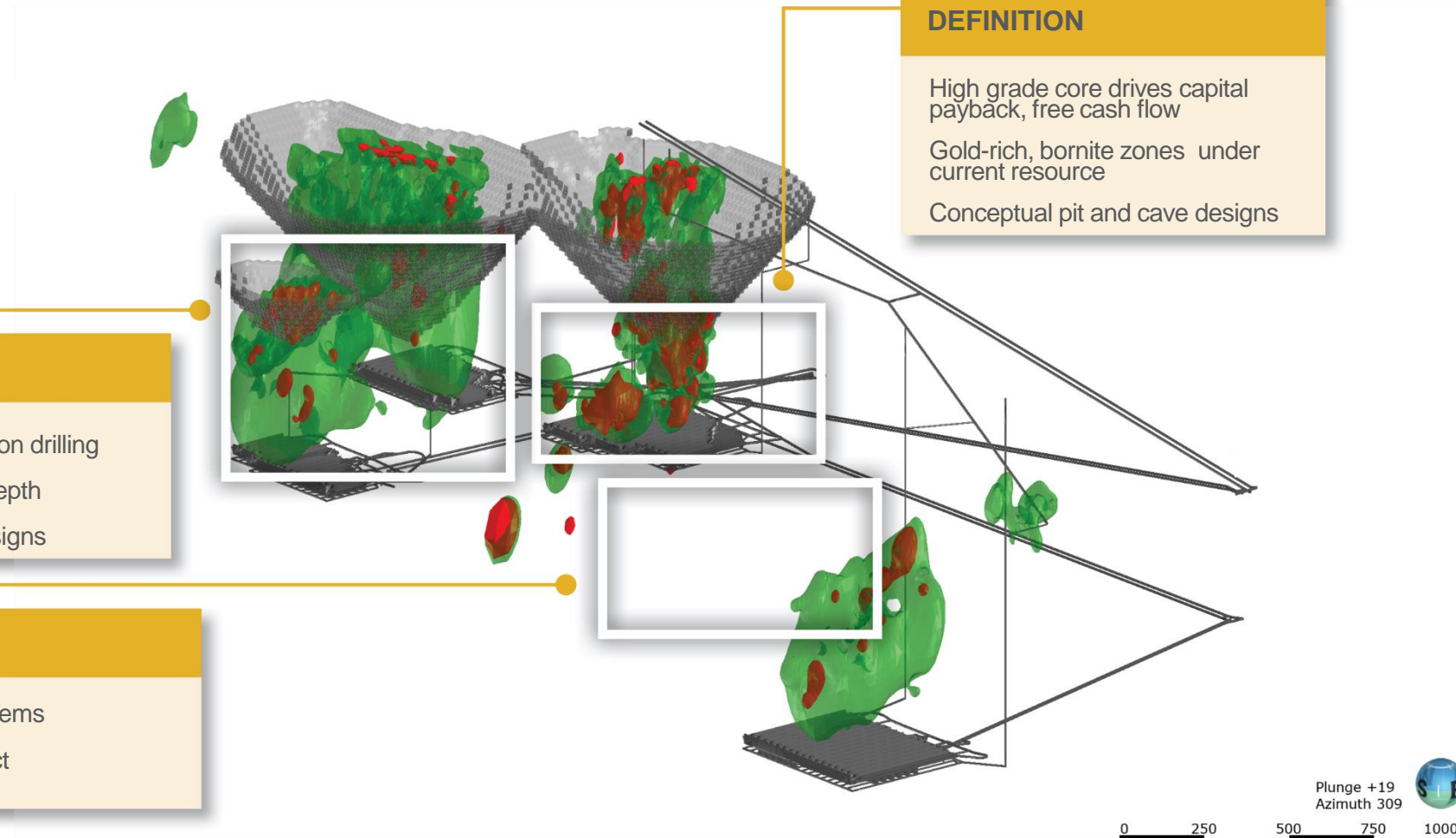
New mineralised zones at depth

Conceptual pit and cave designs

DISCOVERY DRILLING

Define new mineralised systems

Link up systems in the district



0 250 500 750 1000

Plunge +19
Azimuth 309



Example – how Kharmagtai could be mined

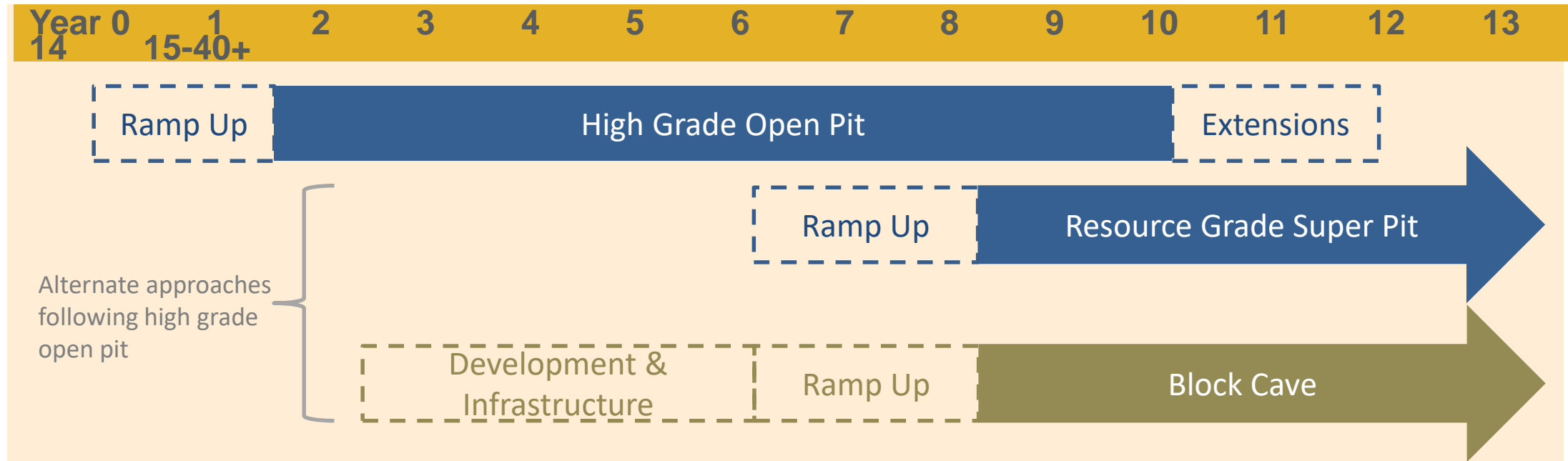
Staged, low risk, conventional bulk mining

Approach

- Mine outcropping ore via open pit
- Develop underground block cave to replace open pit production
- Consider targeted sub-level caving to bring forward cash

Rates

- Mining 10-20Mtpa, to be optimised in studies
- Processing rates aligned to mining
- Future plant expansion after start-up capex is paid back



Focused on ESG and social licence to operate

We recently released our 1st Sustainability Report



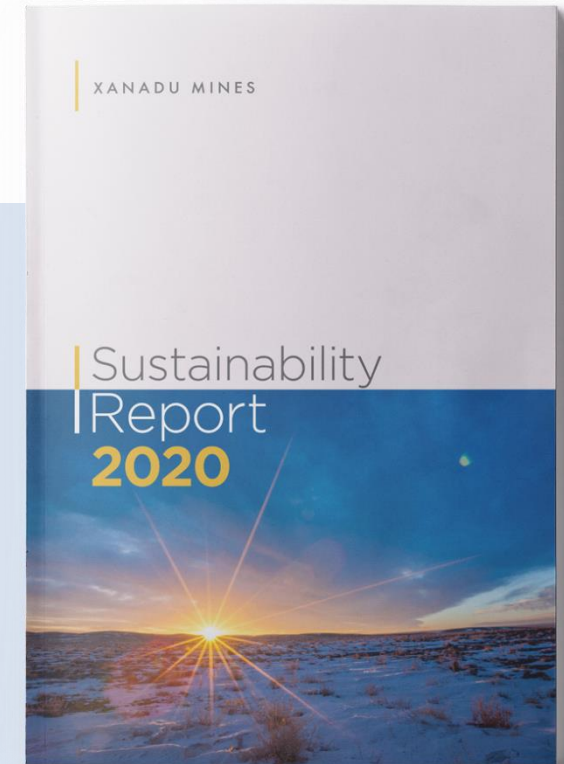
SOCIAL & COMMUNITY

- Mongolian workforce includes Xanadu's Chief Operating Officer & Country Manager
- University sponsorships & internships for local students
- Equipment & supply donations to hospital & schools
- Free medical check-ups for local community
- COVID19 vaccinations provided for all in country employees



ENVIRONMENT

- Operations utilise non-potable water sources
- Potable water well monitoring and maintenance for community
- Camp upgrades improve energy use and sewerage handling
- Studies aim to reduce environmental footprint of a future operation:
 - **Reduced energy intensity** – leveraging technology to reduce grinding and haulage (e.g. coarse particle separation, underground sorting)
 - **Reduced direct emissions** – electrified underground fleet and haulage systems



Mongolia is a place where miners do business

XANADU MINES

Emerging mining region

- +40,000 Mongolian mining employees, (including ~ 97% of Oyu Tolgoi's ~15,000 staff)
- 70% of the land is under-explored
- 27 projects operated by listed mining & exploration companies in country
- Low Population Density: 3M people in the world's 18th largest country

Competitive regulatory regime

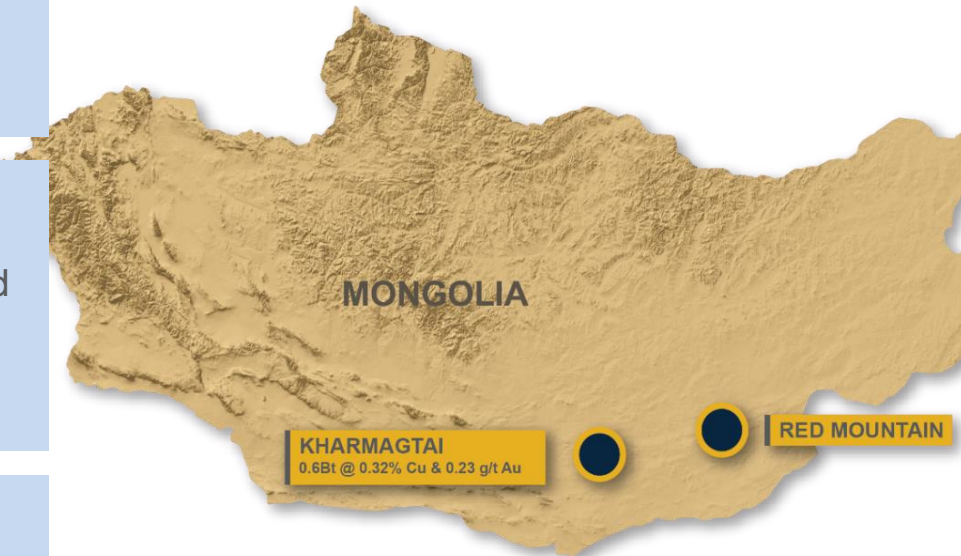
- 25% corporate income tax
- Investment stability agreements negotiated for new mine developments
- Australia-Mongolia Foreign Investment Promotion & Protection Agreement (FIPA)

Stable, Well Educated Democracy

- 30-year history of democratic elections
- Well educated, young population with 98% literacy rate

Mongolia's Mining Economy¹

Foreign direct investment in Mongolia's extractive industries – which are based on extensive deposits of copper and other minerals has transformed Mongolia's landlocked economy from its traditional dependence on herding and agriculture.



GDP growth 5.1% in 2019

Mining accounts for 88% of Export earnings

Copper a primary export commodity for Mongolia

Mining accounts for 27% of GDP

Exports >50% of GDP

On the doorstep of the world's biggest consumer

>60% of Mongolia's external trade comes from China

China accounts for ~53% refined copper consumption globally in 2020

China consumption of refined copper up 17% yoy to 3.2Mt in Q1 2021

¹World Global Council. Data as of Q2 2020
Statistica - Distribution of refined copper consumption worldwide in 2020, by region,
Roskil - Copper: Chinese refined consumption surged 17% y-0-y in Q1 2021

Clear permitting steps for development

STEP	PERMITS AND DOCUMENT FILING	GOVERNING AUTHORITIES	KHARMAGTAI	RED MOUNTAIN	GOVERNING LEGISLATION
1	Agreement to compensate state exploration expenditure (if any)	Minerals Authority	Complete and paid back	Not in place	Minerals Law 60.1 clause requires this agreement needs to be in place at least 60 days prior to a mining operations
2	Feasibility study update	Minerals Authority	next update due 2024	next update due 2024	Mineral law 48.6.1 clause - update required every 5 years
3	Comprehensive environmental impact assessment	Ministry of Environment, Minerals Authority	2024	2024	Minerals law 39.1.5, Environmental law Section 8 - update required every 5 years
4	Resource update with mining license granted	Minerals Authority	pre-mining	pre-mining	Minerals law 48.6.3 clause
5	Land usage agreement and land usage licenses	Local Governors /aimag, soum/	pre-mining	pre-mining	Following a decision by respective local governors
6	Water usage agreement and water usage license	Ministry of Environment and agencies	pre-mining	pre-mining	Minerals law 27.1.11, 35.3.7. Based on water usage feasibility
7	Cooperation agreement with local governors	Local Governors	pre-mining	pre-mining	Minerals law 42.1, Government resolution 179 from 2016. Assess prior performance as basis.
8	Mine and plant commissioning permit	Ministry of Mining & Heavy Industry	pre-mining	pre-mining	Minerals law 35.4
9	Engineering drawings of concentration plants and auxilliary plants, buildings and tailings	Ministry of Mining & Heavy Industry	pre-mining	pre-mining	Minerals law 39.1.4.3, Environmental law 21.3, Construction law 4.1.30.
10	Emergency operations plan	Special emergency authority	14 days before mining	14 days before mining	Emergency law 8.1 clause

¹ Source: Xanadu Annual Reports & 2018 technical report

Why Copper?

XANADU MINES

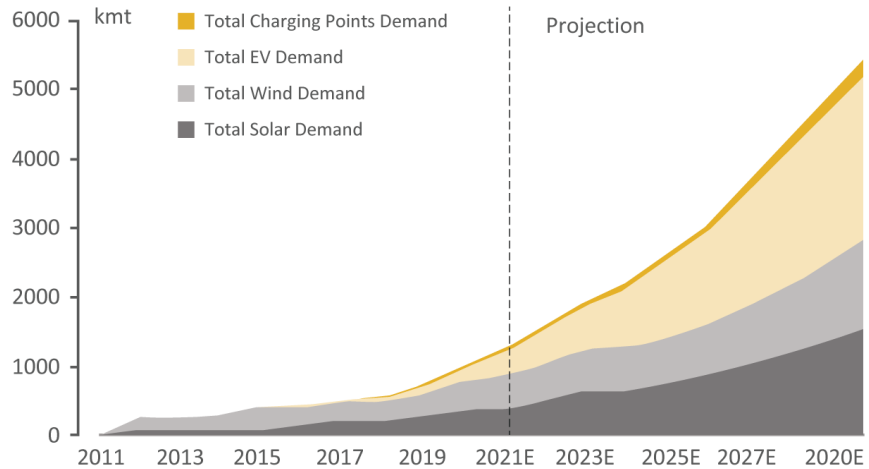
- **PRODUCTION DYNAMICS**
 - declining supply and fewer discoveries
- **ECONOMIC GROWTH**
 - growing demand from industrialising and urbanising economies
- **GREEN DEMAND MEGATRENDS**
 - a key enabler for global electrification



A global copper supply deficit is looming

Exponentially growing demand from green electrification & reserve depletion leading to looming copper shortage

Copper demand, per year, from green sectors



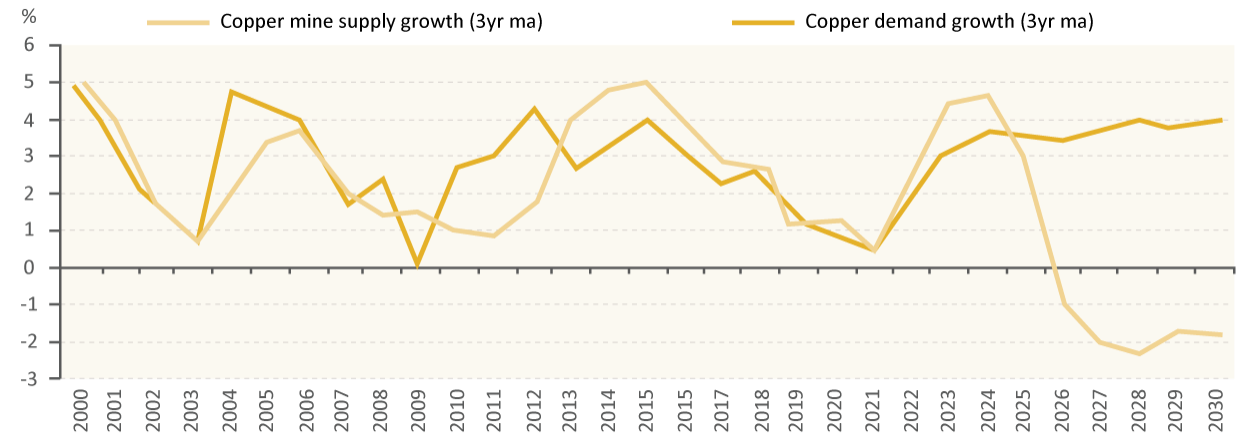
Reserve Changes per year (mm t)

	2006 - 2014	2014 - 2020	Change
New Mine Additions	5.5	5	-9%
Brownfield Reserve Additions	21	8	-62%
Production	-12	-13	8%
Net Reserve Additions	15	0	-100%

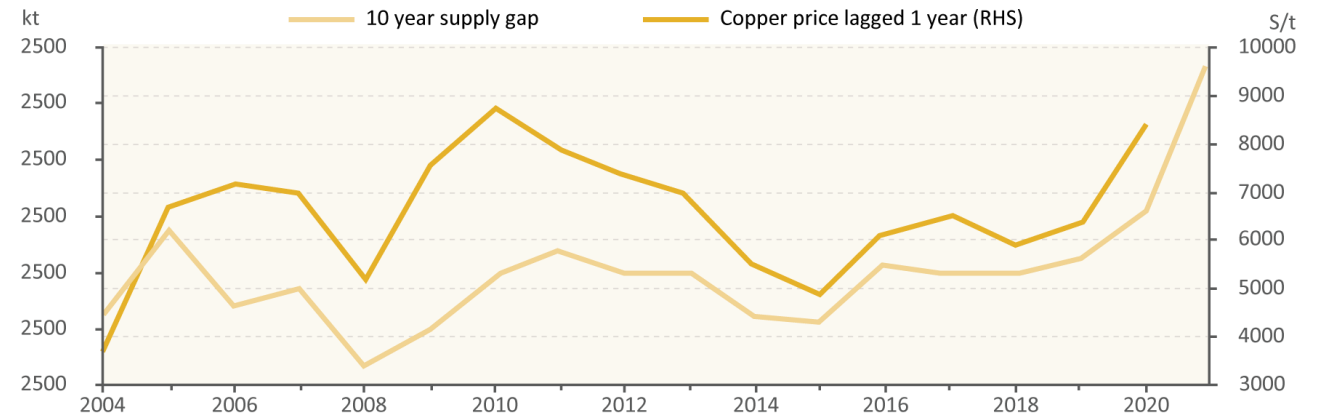
Source: Geohring & Rozencwajg – Natural Resource Commentary Q1 2021

Current prices are not high enough to incentivise further Greenfields exploration
Deficits would generate a depletion of market inventories by early 2023/2024 & push prices higher

Copper mine supply growth vs copper demand growth



Long term supply gap and copper price



Electrification & technology megatrends are driving increased copper demand

XANADU MINES



ELECTRIC VEHICLES (EV)

- Government regulation drives net-zero emissions
- EVs require 2.6x the copper used for internal combustion



POWER GENERATION

- Renewable energy growing 30-40% annually
- Requires up to 60% more copper than traditional power generation



CONSTRUCTION

- Cities moving to smart, green infrastructure
- Increased IT systems and energy efficient design
- Requires high copper intensity heating and cooling systems

Andrew Stewart
Chief Executive Officer
M: + 61 409 819 922
E: andrew.stewart@xanadumines.com



Keep up to date with us



ASX: XAM | TSX: XAM