

Quarterly Report

For the period ending 30 June 2022, dated 21 July 2022



ABOUT THE COMPANY

Citigold Corporation Limited (ASX:CTO) is an Australian gold development and exploration company located in northeast Australia. The Company's prime focus is the high-grade Charters Towers Gold Project which is production-ready after successfully completing 100,000 ounces of gold production¹ test mining and establishing its mine site. The Company continues to advance its core activities including mine design and engineering, broad regional exploration programs, and working toward restarting its world-class gold mine.

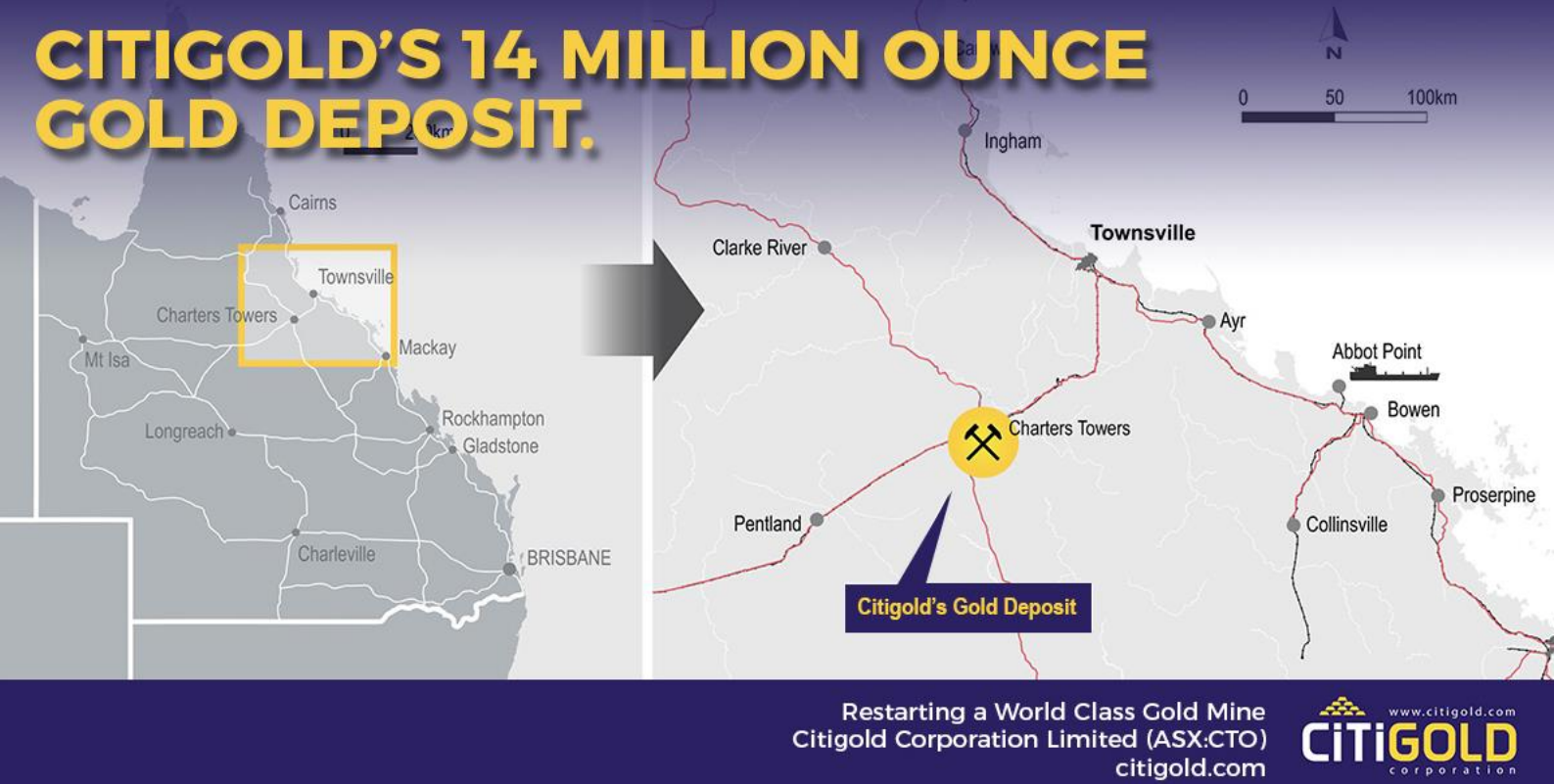
The Project comprises of the 14 million ounce gold deposit, with an Inferred Mineral Resources of 32 million tonnes at 14 grams per tonne gold and 620,000 ounces of gold in the Probable Ore Reserves (2.5Mt @ 7.7 g/t Au at a 4 g/t cut-off)¹. Historically, 6.6 million ounces of gold was mined up until 1920¹.

Our aim is to be a 300,000 plus ounces per annum ultra-low-cost gold producer in five years using state-of-the-art technologies and efficiencies, all with the aim of returning substantial profits to shareholders in harmony with the local environment².

¹ See ASX Announcement dated 9 December 2020, [Mineral Resources and Ore Reserves 2020](#).

² See ASX Announcement dated 11 February 2019, [Updated December 2018 Quarterly Activities Report](#).

CITIGOLD'S 14 MILLION OUNCE GOLD DEPOSIT.



Highlight

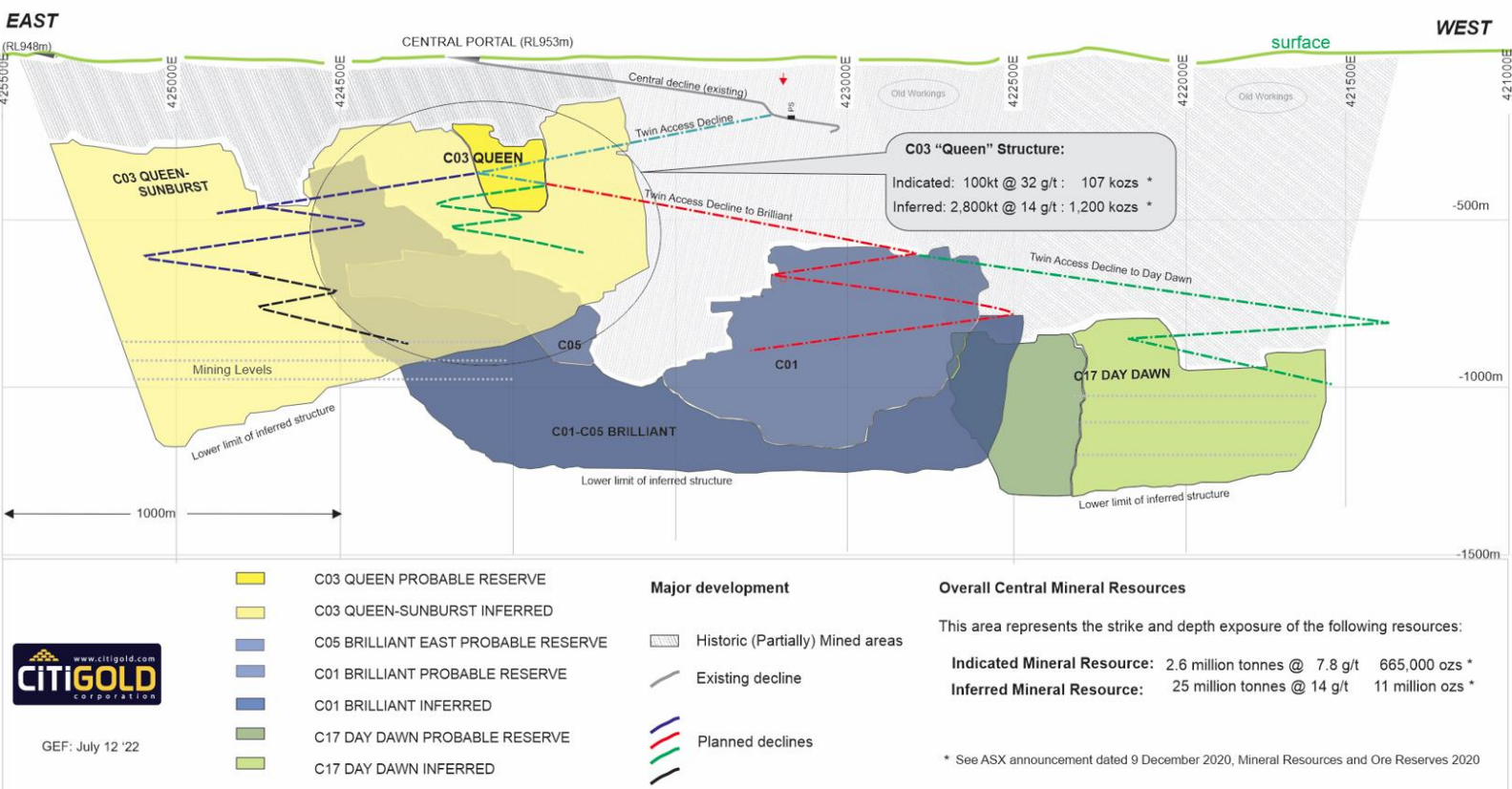
- Focus remains on all matters to advance the Central mine restart process.
- Broad regional exploration program was launched post quarter-end.
- Mine design and engineering activities continued to advance.
- Financing discussions are continuing.
- Citigold pays tribute to Jupiter Mosman for the 2022 NAIDOC Week.

MINE DESIGN AND ENGINEERING

GROWTH PATH TO ESTABLISHING CITIGOLD AS A LONG-TERM GOLD PRODUCER

The current strategy is to develop access to the Central area of Citigold's Charters Towers resource across its full strike length over the first ten years of the mine life as indicated below. The long section drawing below shows the regions which are defined by the Central Indicated and Inferred Mineral Resource and the current mine plan to open each of the areas in a logical manner.





Over the last six months, a revision of the strategic mine plan was made taking account of these new parameters:

- Utilising two small (twin) declines instead of a single large decline
- Electric/Battery LHD's, and trucks
- Electric/Battery support vehicles
- Removal of the need for large capital ventilation openings
- Rapid development through innovative in-cycle ground support materials
- State of art autonomous sensing of person and equipment
- Utilisation of robotics for hazardous or repetitive tasks
- Stand-alone renewables power supply

These proactive production approaches will position Citigold at the forefront of Australia's hard rock mining technology.

WELL UNDERSTOOD GEOLOGY

RESOURCE BASED ON ANALYSIS OF OVER 30 YEARS OF PRODUCTION DATA PLUS OVER 358 KILOMETRES OF DRILLING.



Restarting a **World Class Gold Mine**
Citigold Corporation Limited (ASX:CTO)
citigold.com

Source: ASX Announcement dated 9 December 2020,
Mineral Resources and Ore Reserves 2020

GEOLOGY AND EXPLORATION

Geology & Mineral Resources

Mineral resources and reserves are summarised below³:

CATEGORY	TONNES	GRADE	CUT-OFF	CONTAINED GOLD OUNCES
Probable Ore Reserves (derived from and contained within Indicated Mineral Resource)	2,500,000	7.7 g/t	4.0 g/t	620,000
Indicated Mineral Resources (includes Probable Ore Reserves)	3,200,000	7.7 g/t	4.0 g/t	780,000
Inferred Mineral Resources	32,000,000	14 g/t	3.0 g/t	14,000,000

Citigold's Mineral Resources and Ore Reserves for the overall Gold Project are reported in accordance with the Australasian JORC Reporting Code 2012³. Mineral Resources and Ore Reserves remain unchanged during the Quarter. The material assumptions and technical parameters underpinning the estimates continue to apply and have not materially changed³.

Exploration

With the wet season finishing late this year, broad regional exploration commenced post-quarter end with low-impact rock float sampling involving walking along creeks and



³ See ASX Announcement dated 9 December 2020, [Mineral Resources and Ore Reserves 2020](#).

collecting 1 – 2 kgs of pebbles or outcrops from creek beds. The samples were submitted to the commercial laboratory for analysis and awaiting results post-quarter end.

As part of our community engagement, our exploration personnel met with local landholders during the quarter and received support for our low-impact exploration program in Charters Towers.

The Company continues to optimise future plans for an intensive exploration program with priority areas identified from the current and previous exploration programs.

Exploration analysis and review of historical data continued. During the Quarter, no new exploration drilling was undertaken. Normal regulatory compliance reporting for exploration, mine and environmental continued during the Quarter.

HEALTH, SAFETY, COMMUNITY AND ENVIRONMENT

There were no Lost Time Injuries, significant environmental, health, or safety issues during the quarter.

Celebrating 2022 NAIDOC Week

Citigold has a long history of contributing to the recognition of Indigenous achievements. After all, it was the young 10-year-old First Nations Australian ‘Jupiter’ who in 1871, as part of the prospecting team, discovered gold that led to the birth of Charters Towers in Queensland.

Citigold’s recognition of Jupiter included commissioning two paintings in 1997 and 1999 by Marji Hill. The first painting depicts Jupiter as an elderly statesman of Charters Towers, and the second is an artist’s impression of the discovery of gold in Mosman Creek by Jupiter and the prospecting team (above right).



Rehabilitation

Citigold is very proud of its environmental management and rehabilitation of the Stockholm, Warrior, and Central mine sites. The below right picture shows Citigold’s Warrior site blending into the rest of the community.

Progressive land rehabilitation, repurposing, and reclamation initiatives were reviewed during the quarter in consultation with landowners and are incorporated into the Project’s life of mine landforms and post-mining community uses.



We are proud of our efforts with vegetation and wildlife returning and the sites are self-sustaining. We aim to lead the way with our progressive rehabilitation and environmental management.

CORPORATE

Financial Discussion

Shareholders have funded the Company over many years. Management seeks to structure funding beneficial to the funder(s) and shareholders. There is interest by entities to join Citigold in the development of the gold mine. Citigold is continuing to work with parties who are at various stages of discussions regarding funding opportunities.

The Company has commenced working on the 2022 Annual Report which will be released once available.

The Company has in the past undertaken broad shareholder share purchase plans and share placements. The Company further has the ability to raise funds from the forward sale of gold in the ground and drawing on loan facilities as previously announced.

Appendix 5B Disclosures

The Company's accompanying Appendix 5B (Quarterly Cash Flow Report) includes an amount in item 6.1 which constitutes directors' accrued fee and/or reimbursement payments during the Quarter.

During the period, the Company made a payment of \$23,000 (capitalised), on exploration activities at its Charters Towers Gold Project, which included a regional exploration sampling program, assay results, review of historical data, and exploration technologies. Exploration payments totalling \$102,000 (expense) relate to tenement management costs, annual mining rent, and EA fee payments. Development payments totalling \$15,000 (capitalised) as reported in item 2.1(f) relate to mine design and engineering and process plant development. Development payments totalling \$31,000 (expense) relate to site management and maintenance costs.

Payment for administration and corporate costs amounted to \$96,000 and include listing, compliance, consultants, and project marketing activities.

The above activities were summarised in this quarterly report.

SUMMARY OF MINING TENEMENTS & AREAS OF INTEREST

Citigold reports that the Consolidated Entity has a 100% control of the following mineral titles at Charters Towers as at 30 June 2022 and there were no acquisitions or disposals during the Quarter, a prior application EPMa28173 was discontinued:

Exploration Permit Minerals	EPM 15964	EPM 15966	EPM 18465	EPM 18813	EPM 27287
Minerals Development Licenses		MDL 118	MDL 119	MDL 252	
Mining Leases	ML 1343	ML 1430	ML 1545	ML 10193	ML 10284
	ML 1344	ML 1472	ML 1585	ML 10196	ML 10335
	ML 1347	ML 1488	ML 10005	ML 10208	
	ML 1348	ML 1490	ML 10032	ML 10222	
	ML 1385	ML 1491	ML 10042	ML 10281	
	ML 1398	ML 1499	ML 10091	ML 10282	
	ML 1424	ML 1521	ML 10093	ML 10283	

For further information contact:

Niall Nand

Company Secretary

Level 1, 1024 Ann Street (PO Box 1133),
Fortitude Valley, QLD, 4006 Australia

+61 7 3839 4041

nnand@citigold.com


www.citigold.com

Authorised for release: by Mark Lynch, Chairman, Citigold Corporation Limited.

Cautionary Note: This release may contain forward-looking statements that are based upon management's expectations and beliefs in regards to future events. These statements are subject to risk and uncertainties that might be out of the control of Citigold Corporation Limited and may cause actual results to differ from the release. Citigold Corporation Limited takes no responsibility to make changes to these statements to reflect change of events or circumstances after the release.

Competent Person Statement:

Competent Person Statement: The following statements apply in respect of the information in this report that relates to **Exploration Results, Mineral Resources and Ore Reserves:** The information is based on, and accurately reflects, information compiled by team leader Mr Christopher Alan John Towsey, who is a Corporate Member and Fellow of the Australasian Institute of Mining and Metallurgy. Mr Towsey is and currently independent of Citigold Corporation Limited, having previously been a Director of the Company from 2014-June 2016. Input into the team for Ore Reserves is provided by Mr Garry Foord, a mining engineer and Fellow of the Australasian Institute of Mining and Metallurgy. Mr Foord was formerly the registered mine manager for the Charters Towers underground operations. Both have the relevant experience in relation to the mineralisation being reported on to qualify as a Competent Person as defined in the Joint Ore Reserves Committee (JORC) Australasian Code for Reporting of Exploration Results, Identified Mineral Resources and Ore Reserves 2012. Mr Towsey and Mr Foord have consented in writing to the inclusion in this report of the matters based on the information in the form and context in which it appears. **For full details see Technical Report on the Mineral Resources and Reserves at www.citigold.com click Mining > Technical Reports > Mineral Resources and Ore Reserves 2020.**



+Rule 5.5

Appendix 5B

Mining exploration entity or oil and gas exploration entity quarterly cash flow report

Name of entity

CITIGOLD CORPORATION LIMITED

ABN

30 060 397 177

Quarter ended ("current quarter")

30 June 2022

Consolidated statement of cash flows	Current quarter \$A'000	Year to date (12 months) \$A'000
1. Cash flows from operating activities		
1.1 Receipts from customers	-	-
1.2 Payments for		
(a) exploration & evaluation	(102)	(825)
(b) development	(31)	(118)
(c) production	-	-
(d) staff costs	-	(18)
(e) administration and corporate costs	(96)	(617)
1.3 Dividends received (see note 3)	-	-
1.4 Interest received	-	-
1.5 Interest and other costs of finance paid	-	(3)
1.6 Income taxes paid	-	-
1.7 Government grants and tax incentives	-	-
1.8 Other (provide details if material)	-	4
1.9 Net cash from / (used in) operating activities	(229)	(1,577)

2. Cash flows from investing activities		
2.1 Payments to acquire or for:		
(a) entities	-	-
(b) tenements	-	-
(c) property, plant and equipment	-	-
(d) exploration & evaluation	(23)	(130)
(e) investments	-	-
(f) other non-current assets	(15)	(72)

Consolidated statement of cash flows		Current quarter \$A'000	Year to date (12 months) \$A'000
2.2	Proceeds from the disposal of:		
	(a) entities	-	-
	(b) tenements	-	-
	(c) property, plant and equipment	-	-
	(d) investments	-	-
	(e) other non-current assets	-	-
2.3	Cash flows from loans to other entities	-	-
2.4	Dividends received (see note 3)	-	-
2.5	Other (provide details if material)	-	-
2.6	Net cash from / (used in) investing activities	(38)	(202)

3.	Cash flows from financing activities		
3.1	Proceeds from issues of equity securities (excluding convertible debt securities)	-	590
3.2	Proceeds from issue of convertible debt securities	-	-
3.3	Proceeds from exercise of options	-	-
3.4	Transaction costs related to issues of equity securities or convertible debt securities	-	(28)
3.5	Proceeds from borrowings	200	1,170
3.6	Repayment of borrowings	-	(280)
3.7	Transaction costs related to loans and borrowings	-	-
3.8	Dividends paid	-	-
3.9	Other (provide details if material)	-	120
3.10	Net cash from / (used in) financing activities	200	1,572

4.	Net increase / (decrease) in cash and cash equivalents for the period		
4.1	Cash and cash equivalents at beginning of period	292	432
4.2	Net cash from / (used in) operating activities (item 1.9 above)	(229)	(1,577)
4.3	Net cash from / (used in) investing activities (item 2.6 above)	(38)	(202)
4.4	Net cash from / (used in) financing activities (item 3.10 above)	200	1,572

Mining exploration entity or oil and gas exploration entity quarterly cash flow report

Consolidated statement of cash flows		Current quarter \$A'000	Year to date (12 months) \$A'000
4.5	Effect of movement in exchange rates on cash held	-	-
4.6	Cash and cash equivalents at end of period	225	225

5.	Reconciliation of cash and cash equivalents at the end of the quarter (as shown in the consolidated statement of cash flows) to the related items in the accounts	Current quarter \$A'000	Previous quarter \$A'000
5.1	Bank balances	225	292
5.2	Call deposits		
5.3	Bank overdrafts		
5.4	Other (provide details)		
5.5	Cash and cash equivalents at end of quarter (should equal item 4.6 above)	225	292

6. Payments to related parties of the entity and their associates

- 6.1 Aggregate amount of payments to related parties and their associates included in item 1
- 6.2 Aggregate amount of payments to related parties and their associates included in item 2

Current quarter \$A'000
27

Note: if any amounts are shown in items 6.1 or 6.2, your quarterly activity report must include a description of, and an explanation for, such payments

Mining exploration entity or oil and gas exploration entity quarterly cash flow report

7. Financing facilities		Total facility amount at quarter end \$A'000	Amount drawn at quarter end \$A'000
<i>Note: the term "facility" includes all forms of financing arrangements available to the entity.</i>			
<i>Add notes as necessary for an understanding of the sources of finance available to the entity.</i>			
7.1	Loan facilities	1,800	1,446
7.2	Credit standby arrangements		
7.3	Other (please specify)		
7.4	Total financing facilities		
7.5	Unused financing facilities available at quarter end		354
7.6	Include in the box below a description of each facility above, including the lender, interest rate, maturity date and whether it is secured or unsecured. If any additional financing facilities have been entered into or are proposed to be entered into after quarter end, include a note providing details of those facilities as well.		
<p>A\$1 million secured loan facility obtained from PAL Group Pty Ltd ATF The I and F Trust at 12% per annum interest rate, with maturity extended to 31 March 2023 and all other terms remain unchanged. The unsecured loan facility obtained from the The Rigby Superannuation Fund and Ross Neller was increased to \$800k during the quarter at 1.25% per month interest rate, with maturity of 4 February 2023 and all other terms remain unchanged.</p>			

8. Estimated cash available for future operating activities		\$A'000
8.1	Net cash from / (used in) operating activities (item 1.9)	(229)
8.2	(Payments for exploration & evaluation classified as investing activities) (item 2.1(d))	(23)
8.3	Total relevant outgoings (item 8.1 + item 8.2)	(252)
8.4	Cash and cash equivalents at quarter end (item 4.6)	225
8.5	Unused finance facilities available at quarter end (item 7.5)	354
8.6	Total available funding (item 8.4 + item 8.5)	579
8.7	Estimated quarters of funding available (item 8.6 divided by item 8.3)	2.30
<p><i>Note: if the entity has reported positive relevant outgoings (ie a net cash inflow) in item 8.3, answer item 8.7 as "N/A". Otherwise, a figure for the estimated quarters of funding available must be included in item 8.7.</i></p>		
8.8	If item 8.7 is less than 2 quarters, please provide answers to the following questions:	
8.8.1	Does the entity expect that it will continue to have the current level of net operating cash flows for the time being and, if not, why not?	
Answer: N/a		
8.8.2	Has the entity taken any steps, or does it propose to take any steps, to raise further cash to fund its operations and, if so, what are those steps and how likely does it believe that they will be successful?	
Answer: N/a		

Mining exploration entity or oil and gas exploration entity quarterly cash flow report

8.8.3 Does the entity expect to be able to continue its operations and to meet its business objectives and, if so, on what basis?

Answer: N/A

Note: where item 8.7 is less than 2 quarters, all of questions 8.8.1, 8.8.2 and 8.8.3 above must be answered.

Compliance statement

- 1 This statement has been prepared in accordance with accounting standards and policies which comply with Listing Rule 19.11A.
- 2 This statement gives a true and fair view of the matters disclosed.

Date: 21 July 2022

Authorised by: Mark Lynch, Chairman
(Name of body or officer authorising release – see note 4)

Notes

1. This quarterly cash flow report and the accompanying activity report provide a basis for informing the market about the entity's activities for the past quarter, how they have been financed and the effect this has had on its cash position. An entity that wishes to disclose additional information over and above the minimum required under the Listing Rules is encouraged to do so.
2. If this quarterly cash flow report has been prepared in accordance with Australian Accounting Standards, the definitions in, and provisions of, *AASB 6: Exploration for and Evaluation of Mineral Resources* and *AASB 107: Statement of Cash Flows* apply to this report. If this quarterly cash flow report has been prepared in accordance with other accounting standards agreed by ASX pursuant to Listing Rule 19.11A, the corresponding equivalent standards apply to this report.
3. Dividends received may be classified either as cash flows from operating activities or cash flows from investing activities, depending on the accounting policy of the entity.
4. If this report has been authorised for release to the market by your board of directors, you can insert here: "By the board". If it has been authorised for release to the market by a committee of your board of directors, you can insert here: "By the [name of board committee – eg Audit and Risk Committee]". If it has been authorised for release to the market by a disclosure committee, you can insert here: "By the Disclosure Committee".
5. If this report has been authorised for release to the market by your board of directors and you wish to hold yourself out as complying with recommendation 4.2 of the ASX Corporate Governance Council's *Corporate Governance Principles and Recommendations*, the board should have received a declaration from its CEO and CFO that, in their opinion, the financial records of the entity have been properly maintained, that this report complies with the appropriate accounting standards and gives a true and fair view of the cash flows of the entity, and that their opinion has been formed on the basis of a sound system of risk management and internal control which is operating effectively.