



## ASX/MEDIA RELEASE

29 July 2022

### Quarterly Activities Report – End June 2022

#### ▪ *Highlights*

- Bounty completes 2021/2022 with strong oil revenues of \$678,000 for the period and sales of \$1.9 million (unaudited) for the year.
- Commences further appraisal drilling in Naccowlah Block after the period.
- Wells from previous 2020/2021 campaign interrupted by COVID are now in production
- Bounty ended 30 June 2022 in a strong position with cash and current assets at \$3.3 million with nil debt.

#### ▪ *Oil Production/ Development – Naccowlah Block and Surat Basins*

- Cooroo NW -7 records good oil shows from Hutton and Birkhead zones in 7km long Cooroo NW closure and is cased for production.
- Operator has identified 12 additional development and NFE (near field exploration) targets in Block with further appraisal drilling near Jackson planned.
- With oil prices at around A\$150 per bbl work to commence production from Alton area, Surat Basin underway.

#### ▪ *Cerberus Project Carnarvon Basin WA*

- Bounty has farmed into the Cerberus Project Carnarvon Basin offshore WA, to earn a 25% interest in shallow water targets with over 600 million barrels of oil potential.
- New preliminary seismic inversion of 3D seismic data has refined major stratigraphic oil plays which are Dorado lookalikes in the same Lower Triassic sequence as the hugely successful Dorado (344 MMboe 2C), Phoenix South and ROC (78 MMboe 2C) discoveries in the Browse Basin to the northeast.

- **Bounty holds options to increase its interest to 50% by contribution of further \$9 million towards drilling costs in the Cerberus Project under the Farmin Agreement “(Agreement)” announced to ASX on 7 October 2021.**
- **Seismic data inversion analysis has identified other material drill targets on trend from other discoveries and this work supports the current drill target inventory.**
- **Pavo-1 discovery in Bedout Sub-Basin, WA has materially de-risked current inventory of Cerberus Triassic age drill targets.**

**Oil Business - Production:**

Bounty produces oil from the Naccowlah Block in SW Queensland. Average realised oil price for the quarter was a record **AUD 165/bbl**.

Bounty expects to commence oil production from the Alton area, Surat Basin, SE Queensland in late 2022.

**Bounty's unaudited petroleum revenue production and sales for the quarter and full year ended 30 June 2022 are summarised below.**

**Revenue:**

		<b>QTR 4 (\$)</b>	<b>YTD (\$)</b>
ATP 1189P <sup>(2)</sup>	Bounty Share (2% Interest) - Oil	677,700	1,898,000
	<b>Total Revenue (1)</b>	<b>677,700</b>	<b>1,898,000</b>

(1) GST exclusive rounded to nearest \$1,000 (2) Naccowlah Block

**Production:**

		<b>QTR 4 (Bbls)</b>	<b>YTD (Bbls)</b>
ATP 1189P	Bounty Share (2% Interest) bbls	3,264	13,411
	<b>Total Production bbls</b>	<b>3,264</b>	<b>13,411</b>

**Sales:**

		<b>QTR 4 (Bbls)</b>	<b>YTD (Bbls)</b>
ATP 1189P	Bounty Share (2% Interest) bbls	4,079	14,009
	<b>Total Sales bbls</b>	<b>4,079</b>	<b>14,009</b>

**Oil Business – Production and Development:****SW Queensland****ATP 1189P Naccowlah Block and Associated PL's - Bounty 2%**

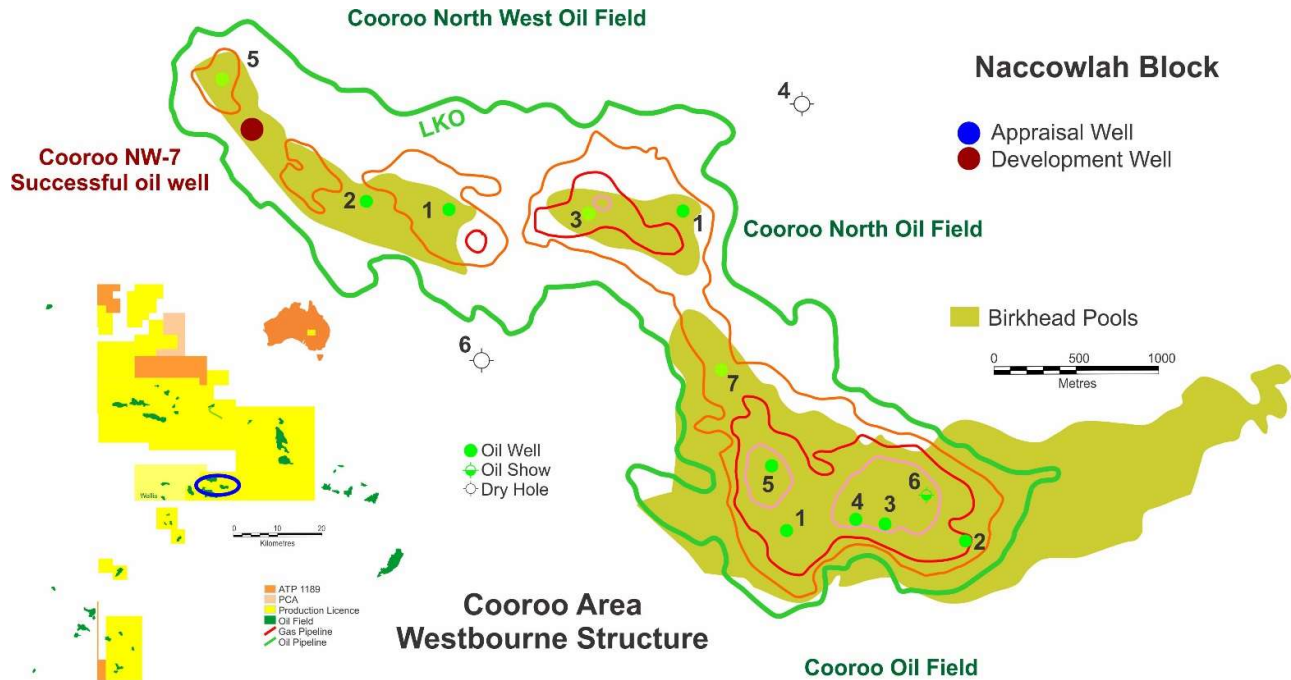
**Location:** Surrounding Jackson, Naccowlah and Watson Oilfields

**Background - Summary**

The Naccowlah Block comprises 1,804.5 km<sup>2</sup> approximately 6% of which is covered by ATP 1189 (N) and 1 Potential Commercial Area (PCA) application and the remainder in 23 petroleum production leases (PL's) and 3 PL applications.

**Activities during the Quarter**

Principal activities during the quarter were continued oil production and recommencement of the drilling programme. Cooroo NW-7 which reached TD on July 4 recovered good oil shows in both the Hutton and Birkhead Formations – the primary targets. It has been suspended as a future oil producer.



### Significant Activities Next Quarter - 2022

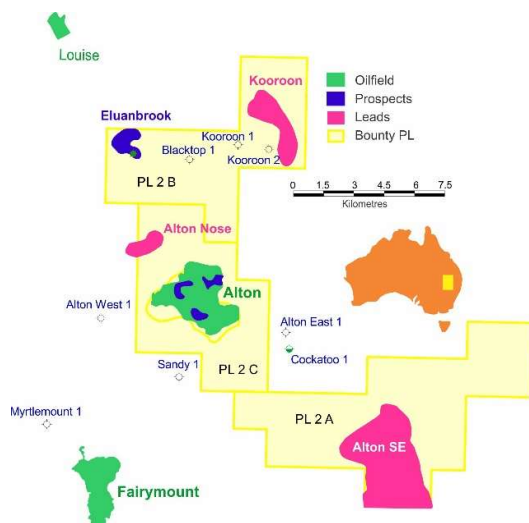
The Operator is in final planning to drill additional appraisal and NFE wells in the Jackson and Watson areas of the Naccowlah Block. Further planning by the Operator includes preparations to build additional pipelines in the greater Cooroo/Natan-Bolan-Corella area of Naccowlah Block to transport the extra production oil from the recent successful drilling campaigns.

### Oil Business – Development:

#### Southern Surat Basin Onshore Queensland

#### PL 2 Alton Oilfield Bounty - 100%;

**Location:** 70 km northeast of St. George and 440 km west of Brisbane, SE Queensland.



### Background

The location of Bounty group Southern Surat Basin interests is shown below. Alton has had historical production of over 2 million barrels from the early Jurassic age Evergreen Formation.

Bounty's oil resources in the Southern Surat Basin are light oils (high API) derived from Permian coals (Cooper Basin equivalent) and offer 360,000 bbls 2C recoverable oil in proven pools for development.

### Activities during the Quarter and Next Quarter

Bounty has prepared compliance systems for Alton and submitted these to the Queensland regulator for approval so that we can recommence production, especially in light of higher oil prices.

### 2022 Plans

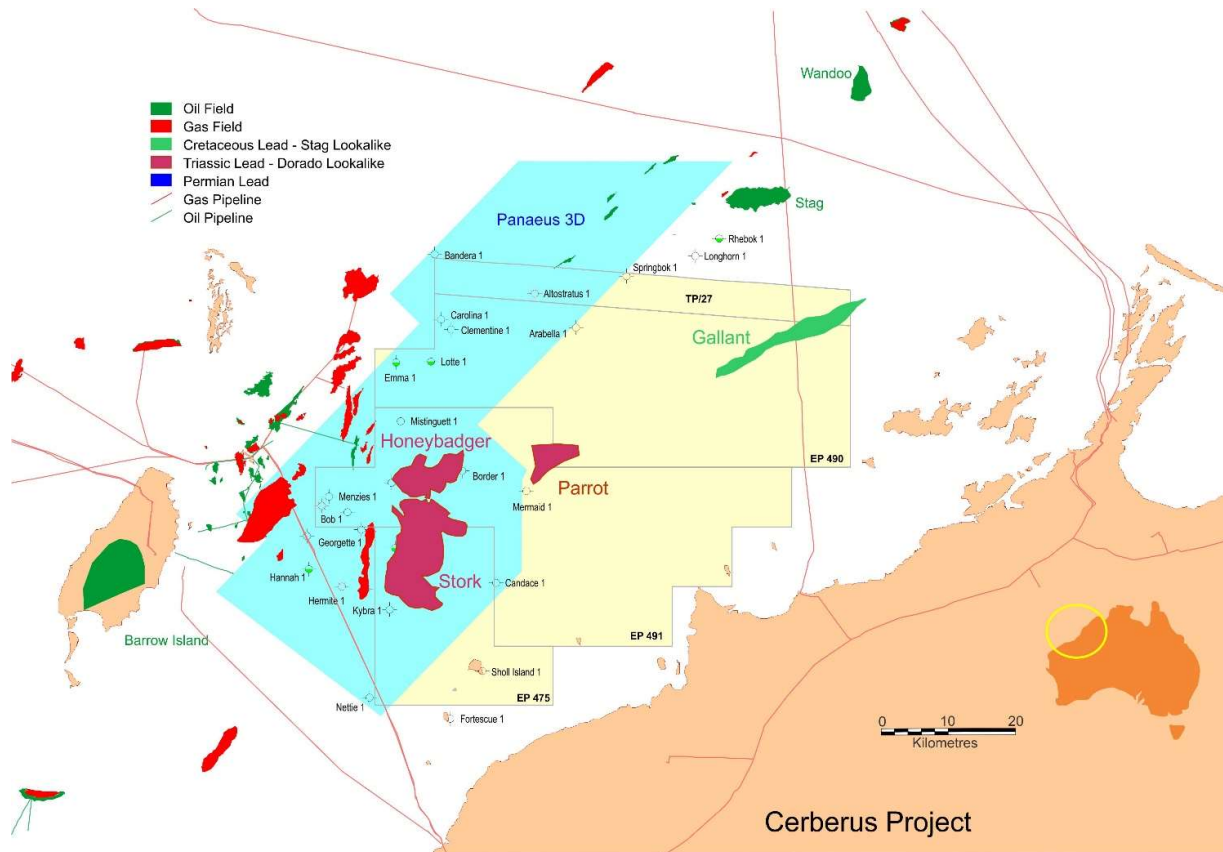
Bounty is actively planning to work over 2-3 wells at Alton in 2022 and commence oil production while it generates a full field development plan aimed at commercialising previously announced 167,000 bbls of 2C contingent resource of from the Evergreen Formation. Further development will move on to include drilling an up-dip appraisal well at Eluanbrook in the northwest section of PL 2 B and up to 3 attic oil locations within Block 2 C - the Alton Pool. Initial production of 100 bopd is expected from the Evergreen Formation and then moving to develop further attic oil.

### Surat Delineation/Exploration

Bounty will focus near term exploration on development of PL 2 Alton while reviewing new exploration targets in the areas adjacent to PL 2.

### Major Growth Project:

**Cerberus Project Offshore Carnarvon Basin WA – Bounty earning 25% with options to earn up to 50%**



**Location:** 70 km. East of Barrow Island WA

**Titles:** EP 475, 490 and 491, TP 27 totalling 3,759 km<sup>2</sup>

### Background:

On 7 October 2021 Bounty entered a farmin agreement with Coastal Oil and Gas Pty Ltd ("Coastal") to earn a 25% interest in this shallow water oil project, offshore Carnarvon Basin, West Australia. The project is right in the heart of Australia's most active oil production area and offers a large number of prospects and leads, many drill ready, with high case prospective resources of over 600 million barrels as previously disclosed.

The project is principally targeting oil in a lower Triassic source rock and reservoir sequence at the base of the Locker Shale, in lookalikes to the highly successful Dorado Project (2C reserves of 344 MMboe) being developed by Santos Limited and Carnarvon Petroleum Ltd in the Browse Basin to the northeast.

The attraction of this area is twofold, excellent prospective volumes offering reserves greater than Bounty's onshore projects, and shallow water jack up drilling with abundant opportunities to achieve economies of scale by participating in drilling groups, resulting in costs only a few times more than onshore but with huge rewards.

Bounty and Coastal are targeting three plays:

- Dorado lookalikes in the same Lower Triassic sequence as the hugely successful Dorado (344 MMboe 2C), Phoenix South and ROC (78 MMboe 2C) discoveries in the Browse Basin to the northeast;
- Sand bodies entirely sealed within clay filled subsea channels in the Triassic Locker Shale similar to those providing the top seal to the Dorado discovery; and
- Stag (85 MMbo) and Wandoo (100 MMbo) lookalikes in identical pinchouts in the same Lower Cretaceous sand package

### **Activities This Quarter – 2022**

Bounty is earning its 25% by paying A\$6 million towards the cost of drilling 3 wells. It has so far contributed \$600,000 to the venture and on 6 April 2022 and has options to earn additional equity. Further capital contributions are conditional upon certain milestones.

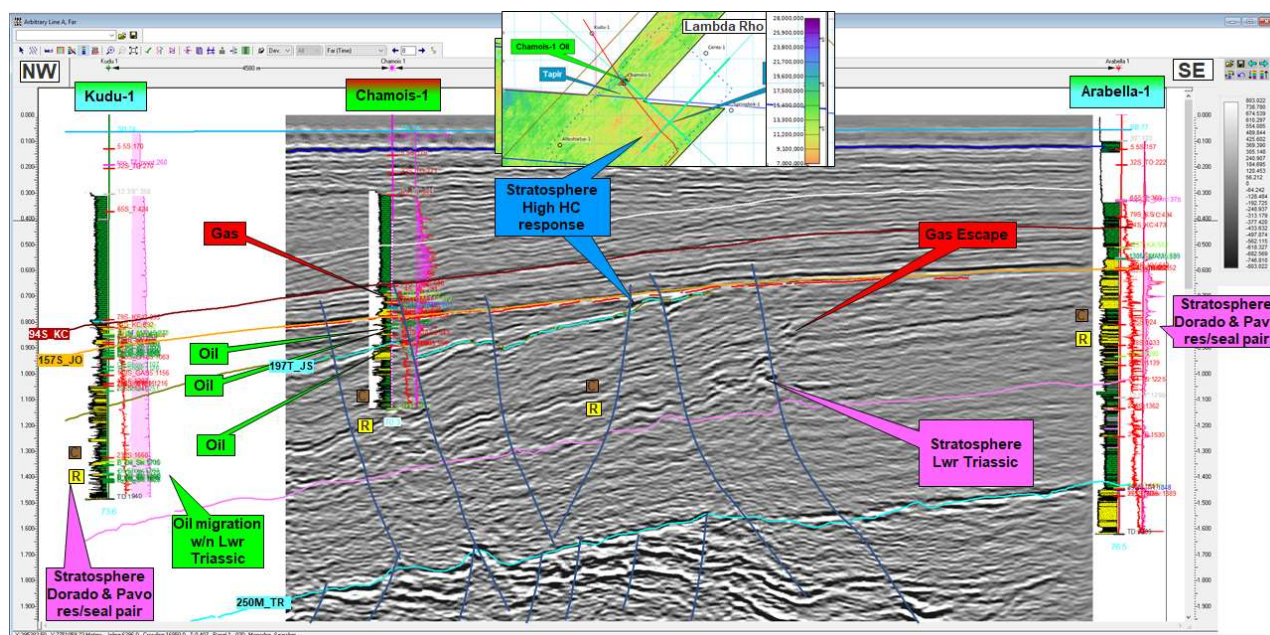
During the Quarter, EP 490, EP 491 and TP/27 had extensions of the permit terms and suspensions of the current work program and terms approved by the state regulator DMIRS. A similar application for EP 475 is pending.

The primary prospects of interest for drilling are the Triassic stratigraphic plays outlined above as well as new prospects identified on preliminary seismic inversion analysis of the reprocessed 3D seismic over the most prospective area of the project. A new prospect in TP/27 called Stratosphere has been identified adjacent to the Chamois-1 oil discovery (See Figure 1 below).

### **Activities Next Quarter**

The selection of the three well sites is still to be finalized and seismic inversion work will need to be finalized and completed prior to a more formal rig tendering process entered into. Rig analysis indicates that drilling slots are available in Q1/Q2 of 2023 on at least one jackup rig which will be active in the area.





**Figure 1** Stratosphere prospect identified from preliminary seismic inversion analysis adjacent to Chamois-1 oil discovery

## Nappamerri Trough Eromanga Basin, NE South Australia – Bounty 23.28% in section above the Permian

**Location:** 50 km northeast of Moomba, South Australia.

There was no material joint venture activity in the quarter.

## Rough Range Project Onshore Carnarvon Basin – WA

### L 16 – Bounty 100%

**Location:** Exmouth Gulf – WA

**Background.** The principal undrilled prospect is the 3 million bbl potential Bee Eater prospect in the southern section of L 16.

### Activities during the Quarter and next Quarter

Bounty continued re-mapping regional seismic data sets and analysing the geological database attempting to image the principal structures in the region. This is challenging due to poor surface statics. The targets are relatively shallow at around 1100 metre depth to target. Seismic re-processing for L 16 is planned for 2022 with a potential drill test contingent on seismic imaging.

### Gas/Condensate Business (incl. associated Oil development)

**Downloads PL 441; PPL 58 (Bounty 100%) and PCA 159 (Spring Grove) Bounty 24.748%**

### Surat Basin, Queensland

**Location:** 2 km north of the town of Surat

### Activities during the Quarter

### Downloads

There were further upgrades to compliance systems for the Downloads oil and gas field.

### **PCA 159 (Spring Grove JV)**

This oil discovery adjoins PL 441 to the southeast and the Potential Commercial Area application over the Spring Grove oil discovery awaits DNRME approval.

### **Gas Growth Projects:**

#### **PEP 11 - Offshore Sydney Basin, New South Wales – Bounty 15%**

##### **Background**

PEP 11 covers 4,576 sq. km immediately adjacent to the largest gas market in Australia and is a high impact exploration project (see Location below). PEP 11 remains one of the most significant untested gas plays in Australia. The PEP 11 JV has demonstrated considerable gas generation and migration in the offshore Sydney Basin, with the previously observed mapped prospects and leads being highly prospective for gas. In 2010 it drilled New Seaclem 1 and demonstrated capacity to drill in this permit.

##### **Activities this and next Quarter**

On 30 March 2002 BPH Energy Ltd and Bounty as the PEP 11 Joint Venture announced that they have been given notice by NOPTA that IT had refused the Joint Venture Application initially submitted on 24 December 2019 for a secondary work program variation and a 24-month suspension of the Permit Year 4 Work Program Commitment and the corresponding 24-month extension of the Permit Term.

The Joint Venture has statutory legal rights to seek a review of the decision referred to in the notice under the Offshore Petroleum and Greenhouse Gas Storage Act 2006 and is obtaining legal advice on such review process.

##### **Payments to Related Parties during the quarter**

\$44,400 was paid to entities related to the CEO towards management fee and office rent. \$15,700 was paid to directors as remuneration and super contribution (rounded figures).

##### **Current Assets (unaudited) – 30 June 2022**

At the end of the quarter cash, receivables and held for sale investments were around \$ 3.3 million.

Appendix 5B is attached.

Bounty's schedule of permits: See table on Bounty's website: [www.bountyoil.com](http://www.bountyoil.com)

For further information, please contact:

Philip F Kelso Chief Executive Officer Tel: +612 9299 7200 Email: <a href="mailto:corporate@bountyoil.com">corporate@bountyoil.com</a>
---

Website: [www.bountyoil.com](http://www.bountyoil.com)



## ABBREVIATIONS

AVO:	Amplitude versus offset analysis of seismic data
ATP:	Authority to Prospect for petroleum
BCF:	Billion cubic feet (of natural gas)
BBLS:	Barrels of oil
Bopd; boepd	barrels of oil per day; barrels of oil equivalent per day
DST	Drill stem test with a drill rig to test if hydrocarbons flow to the surface from a reservoir.
DMIRS	Department of Mines Innovation and Resources (West Australia)
DNRME	Department of Natural Resources, Mines and Energy (Queensland)
EOR	Enhanced oil recovery
JOA	Joint operating agreement
JV	joint venture
MDRT	Measured Depth below drilling rig Rotary Table
MMbbls:	Million barrels of oil.
MMBOE:	Million barrels of oil equivalent.
MMcf/d	Millions of cubic feet per day of natural gas
Mscf	Thousand standard cubic feet of gas
NOPSEMA:	National Offshore Petroleum Safety and Environmental Management Authority
NOPTA	National Offshore Petroleum Titles Authority
P&A	Petroleum well plugged and abandoned
PCA	Potential Commercial Area application Queensland
PL:	Petroleum production lease
P <sub>mean</sub>	The average (mean) probability of occurrence
P90	90% probability of occurrence
P10	10% probability of occurrence
PSA:	Production Sharing Agreement
TCF:	Trillion cubic feet (of natural gas)
Contingent Resources	Discovered resources, not yet fully commercial
Prospective Resources	Undiscovered resources

## INFORMATION REQUIRED UNDER CHAPTER 5 OF ASX LISTING RULES

Estimates of oil volumes presented in this announcement are:

- Reported at the date of this release
- Determined as an estimate of recoverable resources in place unadjusted for risk
- Best Estimate Prospective Resources unless specified as 2C in which case they are Proved and Probable Contingent Resources
- Estimated using probabilistic methods unless indicated with an "\*" in which case they are deterministic
- If specified as " boe" then they are converted from gas to oil equivalent at the rate of 182 bbls  $\equiv$  1 million standard cu ft of gas
- Reported at 100% project equity unless specifically stated as net to Bounty

The estimated quantities of petroleum that may potentially be recovered by the application of a future development project relate to undiscovered accumulations. These estimates have both an associated risk of discovery and a risk of development. Further exploration, appraisal and evaluation is required to determine the existence of a significant quantity of potentially moveable hydrocarbons.

## QUALIFIED PERSON'S STATEMENT

1. The petroleum Reserve and Resources estimates used in this report and;
2. The information in this report that relates to or refers to petroleum or hydrocarbon production, development and exploration;
3. Is based on information and reports prepared by, reviewed and/or compiled by the CEO of Bounty, Mr Philip F Kelso. Mr Kelso is a Bachelor of Science (Geology) and has practised geology and petroleum geology for in excess of 45 years. He is a member of the Petroleum Exploration Society of Australia and a Fellow of the Australasian Institute of Mining and Metallurgy.
4. Mr Kelso is a qualified person as defined in the ASX Listing Rules: Chapter 19 and consents to the reporting of that information in the form and context in which it appears.

## Appendix 5B

### Mining exploration entity or oil and gas exploration entity quarterly cash flow report

Name of entity

BOUNTY OIL &amp; GAS NL

ABN

82 090 625 353

Quarter ended ("current quarter")

30 June 2022

Consolidated statement of cash flows		Current quarter \$A'000	Year to date ( 12 months) \$A'000
<b>1.</b>	<b>Cash flows from operating activities</b>		
1.1	Receipts from customers	826	1,896
1.2	Payments for		
	(a) exploration & evaluation	(10)	(710)
	(b) development	(08)	(125)
	(c) production	(30)	(602)
	(d) staff costs	(118)	(661)
	(e) administration and corporate costs	(82)	(513)
1.3	Dividends received (see note 3)	-	-
1.4	Interest received	-	-
1.5	Interest and other costs of finance paid	-	(01)
1.6	Income taxes paid	-	-
1.7	Government grants and tax incentives	-	33
1.8	Other (provide details if material)	72	(06)
<b>1.9</b>	<b>Net cash from / (used in) operating activities</b>	<b>650</b>	<b>(689)</b>
<b>2.</b>	<b>Cash flows from investing activities</b>		
2.1	Payments to acquire or for:		
	(a) entities	-	-
	(b) tenements	-	-
	(c) property, plant and equipment	-	-
	(d) exploration & evaluation	-	-
	(e) investments	-	(137)
	(f) other non-current assets	-	-

Consolidated statement of cash flows		Current quarter \$A'000	Year to date ( 12 months) \$A'000
2.2	Proceeds from the disposal of:		
	(a) entities	-	-
	(b) tenements	-	-
	(c) property, plant and equipment	-	-
	(d) investments	5	108
	(e) other non-current assets	-	-
2.3	Cash flows from loans to other entities	-	(202)
2.4	Dividends received (see note 3)	-	-
2.5	Other (provide details if material)	-	-
<b>2.6</b>	<b>Net cash from / (used in) investing activities</b>	<b>5</b>	<b>(231)</b>

<b>3.</b>	<b>Cash flows from financing activities</b>		
3.1	Proceeds from issues of equity securities (excluding convertible debt securities)	-	2,741
3.2	Proceeds from issue of convertible debt securities	-	-
3.3	Proceeds from exercise of options	-	-
3.4	Transaction costs related to issues of equity securities or convertible debt securities	-	(159)
3.5	Proceeds from borrowings	-	-
3.6	Repayment of borrowings	-	-
3.7	Transaction costs related to loans and borrowings	-	-
3.8	Dividends paid	-	-
3.9	Other (provide details if material)	-	-
<b>3.10</b>	<b>Net cash from / (used in) financing activities</b>	<b>-</b>	<b>2,582</b>

<b>4.</b>	<b>Net increase / (decrease) in cash and cash equivalents for the period</b>		
4.1	Cash and cash equivalents at beginning of period	2,456	1,411
4.2	Net cash from / (used in) operating activities (item 1.9 above)	650	(689)
4.3	Net cash from / (used in) investing activities (item 2.6 above)	5	(231)
4.4	Net cash from / (used in) financing activities (item 3.10 above)	-	2,582

## Mining exploration entity or oil and gas exploration entity quarterly cash flow report

Consolidated statement of cash flows		Current quarter \$A'000	Year to date ( 12 months) \$A'000
4.5	Effect of movement in exchange rates on cash held	52	88
4.6	<b>Cash and cash equivalents at end of period</b>	<b>3,163</b>	<b>3,163</b>

5.	Reconciliation of cash and cash equivalents at the end of the quarter (as shown in the consolidated statement of cash flows) to the related items in the accounts	Current quarter \$A'000	Previous quarter \$A'000
5.1	Bank balances	3,097	2,390
5.2	Call deposits	66	66
5.3	Bank overdrafts	-	-
5.4	Other (provide details)	-	-
5.5	<b>Cash and cash equivalents at end of quarter (should equal item 4.6 above)</b>	<b>3,163</b>	<b>2,456</b>

6.	Payments to related parties of the entity and their associates	Current quarter \$A'000
6.1	Aggregate amount of payments to related parties and their associates included in item 1	(61)
6.2	Aggregate amount of payments to related parties and their associates included in item 2	-
<i>Note: if any amounts are shown in items 6.1 or 6.2, your quarterly activity report must include a description of, and an explanation for, such payments.</i>		

## Mining exploration entity or oil and gas exploration entity quarterly cash flow report

<b>7. Financing facilities</b> <i>Note: the term "facility" includes all forms of financing arrangements available to the entity. Add notes as necessary for an understanding of the sources of finance available to the entity.</i>	<b>Total facility amount at quarter end \$A'000</b>	<b>Amount drawn at quarter end \$A'000</b>
7.1 Loan facilities	-	-
7.2 Credit standby arrangements	-	-
7.3 Other (please specify)	-	-
7.4 <b>Total financing facilities</b>	-	-
7.5 <b>Unused financing facilities available at quarter end</b>		-
7.6 Include in the box below a description of each facility above, including the lender, interest rate, maturity date and whether it is secured or unsecured. If any additional financing facilities have been entered into or are proposed to be entered into after quarter end, include a note providing details of those facilities as well.		
n/a		

<b>8. Estimated cash available for future operating activities</b>	<b>\$A'000</b>
8.1 Net cash from / (used in) operating activities (item 1.9)	650
8.2 (Payments for exploration & evaluation classified as investing activities) (item 2.1(d))	-
8.3 Total relevant outgoings (item 8.1 + item 8.2)	650
8.4 Cash and cash equivalents at quarter end (item 4.6)	3,163
8.5 Unused finance facilities available at quarter end (item 7.5)	-
8.6 Total available funding (item 8.4 + item 8.5)	<b>3,163</b>
8.7 <b>Estimated quarters of funding available (item 8.6 divided by item 8.3)</b>	<b>N/A</b>
<i>Note: if the entity has reported positive relevant outgoings (ie a net cash inflow) in item 8.3, answer item 8.7 as "N/A". Otherwise, a figure for the estimated quarters of funding available must be included in item 8.7.</i>	
8.8 If item 8.7 is less than 2 quarters, please provide answers to the following questions:	
8.8.1 Does the entity expect that it will continue to have the current level of net operating cash flows for the time being and, if not, why not?	
8.8.2 Has the entity taken any steps, or does it propose to take any steps, to raise further cash to fund its operations and, if so, what are those steps and how likely does it believe that they will be successful?	
8.8.3 Does the entity expect to be able to continue its operations and to meet its business objectives and, if so, on what basis?	
<i>Note: where item 8.7 is less than 2 quarters, all of questions 8.8.1, 8.8.2 and 8.8.3 above must be answered.</i>	

## Compliance statement

- 1 This statement has been prepared in accordance with accounting standards and policies which comply with Listing Rule 19.11A.
- 2 This statement gives a true and fair view of the matters disclosed.

Date: .....29/07/2022.....

Authorised by: .... "By the Board" .....  
(Name of body or officer authorising release – see note 4)

## Notes

1. This quarterly cash flow report and the accompanying activity report provide a basis for informing the market about the entity's activities for the past quarter, how they have been financed and the effect this has had on its cash position. An entity that wishes to disclose additional information over and above the minimum required under the Listing Rules is encouraged to do so.
2. If this quarterly cash flow report has been prepared in accordance with Australian Accounting Standards, the definitions in, and provisions of, *AASB 6: Exploration for and Evaluation of Mineral Resources* and *AASB 107: Statement of Cash Flows* apply to this report. If this quarterly cash flow report has been prepared in accordance with other accounting standards agreed by ASX pursuant to Listing Rule 19.11A, the corresponding equivalent standards apply to this report.
3. Dividends received may be classified either as cash flows from operating activities or cash flows from investing activities, depending on the accounting policy of the entity.
4. If this report has been authorised for release to the market by your board of directors, you can insert here: "By the board". If it has been authorised for release to the market by a committee of your board of directors, you can insert here: "By the [name of board committee – eg Audit and Risk Committee]". If it has been authorised for release to the market by a disclosure committee, you can insert here: "By the Disclosure Committee".
5. If this report has been authorised for release to the market by your board of directors and you wish to hold yourself out as complying with recommendation 4.2 of the ASX Corporate Governance Council's *Corporate Governance Principles and Recommendations*, the board should have received a declaration from its CEO and CFO that, in their opinion, the financial records of the entity have been properly maintained, that this report complies with the appropriate accounting standards and gives a true and fair view of the cash flows of the entity, and that their opinion has been formed on the basis of a sound system of risk management and internal control which is operating effectively.