

# CHANGE FINANCIAL LIMITED

## APPENDIX 4E

### FINANCIAL REPORT FOR THE YEAR ENDED 30 JUNE 2022

#### Entity Details

Name of entity  
ABN

Change Financial Limited  
34 150 762 351

#### Details on reporting Period

Current period  
Previous corresponding period

Year ended 30 June 2022  
Year ended 30 June 2021

#### Reporting Currency

Unless otherwise stated all amounts in this report are stated in United States dollars.

#### Results for announcement to the market

	2022 US\$	2021 US\$	\$ Change	% Change
Revenue from ordinary activities	8,316,419	6,313,343	2,003,076	increased 32%
Loss from ordinary activities	(3,768,493)	(3,477,382)	(291,111)	increased 8%
Loss for the period attributable to members	(3,768,493)	(3,477,382)	(291,111)	increased 8%
Basic EPS - cents per share (loss)	(0.95)	(0.94)	(0.01)	increased 1%
Diluted EPS - cents per share (loss)	(0.95)	(0.94)	(0.01)	increased 1%

#### Dividends

No dividend is proposed for the year ended 30 June 2022 (2021: nil)

The background is a dark blue gradient. It features several abstract geometric elements: a large orange wireframe pyramid on the left, a smaller orange wireframe pyramid at the top right, a small orange wireframe pyramid on the right edge, and a green wireframe pyramid at the bottom right. Thin orange lines connect the vertices of these pyramids, creating a network of triangles across the upper half of the page.

change.

---

## Annual Report

For the year ended 30 June 2022

# Corporate Directory

## Directors

Benjamin Harrison (Chairman)  
 Ian Leijer (Non-executive Director)  
 Edward Grobler (Non-executive Director)  
 Alastair Wilkie (Chief Executive Officer & Managing Director)  
 Thomas Russell (Alternate Director for Benjamin Harrison)

## Company Secretary

Adam Gallagher

## Registered Office

Change Financial Limited  
 Level 11, 82 Eagle Street  
 Brisbane QLD 4000  
 Email: [investors@changefinancial.com](mailto:investors@changefinancial.com)

## Postal Address

Change Financial Limited  
 GPO Box 5011  
 Brisbane QLD 4001

## Australian Company Number

150 762 351

## Australian Business Number

34 150 762 351

## Auditors

Pitcher Partners  
 Level 38  
 345 Queen Street  
 BRISBANE QLD 4000  
 Telephone: +61 7 3222 8444  
 Fax: +61 7 3221 7779  
[www.pitcher.com.au](http://www.pitcher.com.au)

## Share Registry

Link Market Services Limited  
 Telephone: 1300 554 474  
[www.linkmarketservices.com.au](http://www.linkmarketservices.com.au)

## Website

[www.changefinancial.com](http://www.changefinancial.com)

## ASX Code

CCA

## Change Financial Limited

Website [www.changefinancial.com](http://www.changefinancial.com)  
 ACN 150 762 351

Registered Address Level 11, 82 Eagle Street, Brisbane QLD 4000  
 Postal Address c/o Change Financial Limited, GPO Box 5011, Brisbane QLD 4001

# Table of Contents

Corporate Directory	3
Table of Contents	4
Chairman's Letter	5
CEO & Managing Director's Report	6
Directors' Report	9
Auditor's Independence Declaration	25
Corporate Governance Statement	26
Financial Report	35
Consolidated Statement of Profit or Loss	36
Consolidated Statement of Comprehensive Income	37
Consolidated Statement of Financial Position	38
Consolidated Statement of Changes in Equity	39
Consolidated Statement of Cash Flows	40
Notes to the Consolidated Financial Statements	41
Directors' Declaration	68
Independent Auditor's Report	69
ASX Additional Disclosure	73

## Chairman's Letter

Dear Shareholders,

On behalf of the Board of Change Financial Limited (**Change**), I am delighted to present our Annual Report for the year ended 30 June 2022.



In 2022, we outlined our go-to-market strategy for the next three years. The strategy is focussed on Change delivering on its vision of simplifying payment experiences globally and becoming a leading Payments as a Service (**PaaS**) provider via simple, flexible and fast to market technology.

Over the year Change successfully completed numerous strategic deliverables. These strategic deliverables provide your company with a solid foundation to enable the business to deliver future growth. Over this period, we have also expanded our client base from 136 clients across 36 countries to 156 across 41 countries.

During the year, we completed our integration with a new issuing bank in the US and signed three new PaaS clients in that region. These new clients are contracted to generate a minimum of US\$2.4 million (A\$3.5<sup>1</sup> million) of revenue over the initial terms. Our first PaaS client in the US has now gone live and the team continues to work with our other new clients to go-live in financial year 2023.

In Australia and New Zealand, the business has continued to make great progress. During the period, we signed an exclusive partnership with Mastercard for direct issuing in Australia and New Zealand (**ANZ**). We also received New Zealand regulatory approval to enable direct issuing. On the back of these achievements, we signed milestone agreements with four New Zealand financial institutions, which is estimated to deliver US\$10.5 million (A\$15.2 million) of revenue over the initial five-year contract terms. We anticipate receiving our Australian Financial Services Licence (**AFSL**) in the near term which will complement our New Zealand licence and enable Change to undertake direct issuing in both countries.

Subsequent to year end, Change undertook a capital raising of A\$5.72 million via a placement and fully underwritten non-renounceable entitlement offer. The capital raising was well supported by existing shareholders and several new institutional and sophisticated investors. The capital raising will enable the business to execute on our growth plans through continued investment in our PaaS offering along with targeted investment in sales and marketing. Additionally, the capital raising will strengthen our balance sheet via the partial repayment of the unsecured term facility.

I would like to take this opportunity, on behalf of the Board of Directors, to thank all our valued clients and employees and highlight how important they are to us and the successful future of our company.

The achievements of this past year provide Change with excellent building blocks as the business enters the 2023 financial year ready to capitalise on a strong growth outlook.

Finally, I would like to thank our shareholders for their continued support and we look forward to keeping you informed of our key achievements throughout the upcoming year.

Sincerely,

A handwritten signature in black ink, appearing to read 'Ben Harrison'.

**Benjamin Harrison**

**Chairman**

<sup>1</sup> AUD/USD = 0.69



## CEO & Managing Director's Report

Dear Shareholders,

I am proud to provide you with an update on our progress over the past 12 months and update you on our plans for the year ahead.



Building on the strong foundations we laid in the previous year, we commenced financial year 2022 with clear objectives to continue our transformation towards a Software as a Service (**SaaS**) business model.

Our clients and the payments industry more broadly maintain a focus on simplifying the payments experience to provide consumers with access to innovative digital solutions. Despite global economic challenges over the past 12 months, our team has remained steadfast in their desire to deliver on our strategic goals, which has included securing several new clients in the US and more recently, significant milestone deals with four financial institutions in New Zealand who will leverage our Vertexon PaaS platform and direct issuing capabilities with Mastercard.

In what has been a year focused on delivering core building blocks that sets the business up for growth in financial year 2023 and beyond, we delivered strong results in the 2022 financial year with revenue of US\$8.3 million (A\$12.0 million), up 32% on the prior year. Approximately 52% of revenue was derived from recurring income streams whilst 48% was derived from project and licence fees (i.e. non-recurring income). As we onboard contracted and new PaaS clients, the proportion of recurring revenue is expected to increase over time.

The past financial year saw us sign contracts with seven new Vertexon PaaS clients totalling US\$12.9 million (A\$18.7 million) in contract value over the initial terms. As these clients are onboarded in financial year 2023, we will begin to generate recurring revenue from volume and transaction-based fees related to usage of our Vertexon PaaS platform, driving significant and sustainable future revenue upside. We also maintain a mature pipeline of new sales opportunities which we look forward to updating you on as we progress through the year.

In the first half we focused on expanding our business development team and building opportunities in our sales pipeline. In this same period, we completed and launched our customer ready Vertexon PaaS platform, signed Axiom Bank as our direct issuing partner in the US as well as secured our first PaaS client (Alaska Prepaid, LLC) in the region. In the second half, our progress in the US continued as we completed our integration with Axiom Bank and onboarded Alaska Prepaid, LLC. With our first client now live and transacting, we started generating recurring revenues from our PaaS offering in the US in early financial year 2023. Change's partnership with Axiom Bank in the US is key to unlocking growth in the region and we have subsequently added two further Vertexon PaaS fintech clients, PlutusM and Rolling Thunder, which will be onboarded in the current financial year.

The second half of financial year 2022 was one of the most exciting in our company's history. We continued to make excellent progress on our strategic plans, particularly focused on our direct issuing capabilities and Vertexon PaaS platform in the Oceania region. Working through a card scheme network selection process, Change signed a six-year agreement with Mastercard to enable direct issuing in ANZ. The agreement will see Change receive a cash incentive of US\$1 million (A\$1.4 million) from Mastercard upon our first client go-live in ANZ and enable Change to derive transactional and recurring revenues from clients whilst also reducing network costs. The agreement strengthens Change's long-standing relationship with Mastercard beyond the US market and opens further growth opportunities in Oceania. Working together and leveraging Change's Vertexon platform will accelerate the delivery of innovative payment solutions as well as prepaid and debit card programs for banks and fintechs in the region.

As a core building block to enable our direct issuing services with Mastercard, in New Zealand we require regulatory approval as a registered Financial Service Provider (**FSP**) which we achieved in March 2022. In Australia, we have an application in the final stages of review with the regulator for an AFSL and we expect to receive the outcome of that application in the coming months.

To round out a transformative year, in June 2022 we announced the signing of milestone contracts with four New Zealand financial institutions as our first direct issuing clients on our Vertexon PaaS platform in ANZ. Collectively the total contract value is anticipated to be in excess of US\$10.5 million (A\$15.2 million) over the initial five-year terms. This equates to anticipated revenues in excess of US\$2.1 million (A\$3.0 million) per annum once all four clients complete onboarding and we migrate their existing card portfolios to our Vertexon platform, with go-live targeted in late H1 financial year 2023. These financial institutions are the first clients signed for direct issuing in ANZ and will trigger the incentive payment from Mastercard.

As we continue to progress our transition to a cloud offering, our strategy remains focused on addressing the evolving needs of clients and the broader payments industry. The Change team has worked tirelessly to establish the technology and infrastructure we require to execute on our plans and service both new and existing clients. We have secured key partnerships, enhanced technology, strengthened risk and compliance processes and capabilities and acquired talent to deliver accelerated growth. As a result, we are seeing increased interest for both our Vertexon and PaySim product offerings in the US, Oceania, Latin America and South East Asia as we continue to deliver on our product roadmaps and build our sales pipelines. Underpinned by an existing client base with contracted revenue, a mature global pipeline and well aligned cost base, the outlook is positive, and we are targeting to reach monthly EBITDA positive in the second half of financial year 2023.

Lastly, I would like to thank our clients, partners and shareholders for their ongoing support. To our teams across the globe who have continued to operate in challenging circumstances, I extend my sincere appreciation for the ongoing commitment you have demonstrated to deliver on our key milestones during this past year.

I look forward to keeping you updated on the continued growth and developments in our business during this exciting year ahead.

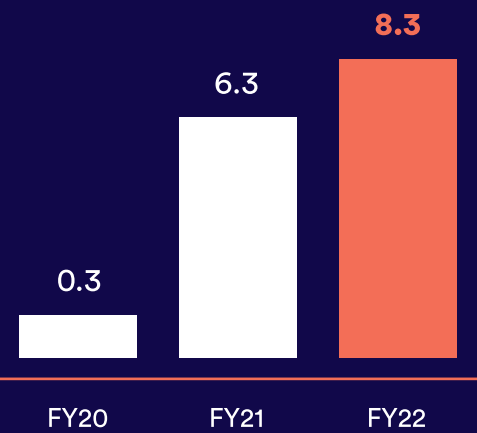
Kind regards,



**Alastair Wilkie**  
CEO & Managing Director

# Key Highlights

## Revenue (US\$ million)



## Key growth drivers

- ▶ Established recurring revenue base from existing clients
- ▶ Transitioning to a SaaS revenue model which will drive growth through volume and transaction-based fees
- ▶ Realigned cost base to streamline the business and enable future revenue growth to be delivered profitably

## Revenue by Product



<sup>1</sup>Includes c.1% of total revenue attributed to other products

## Revenue by Region



## Key building blocks delivered in FY22

Launch of SaaS platform	<ul style="list-style-type: none"><li>Launched Vertexon PaaS platform in Oceania</li><li>New client wins – signed 4 New Zealand financial institutions and 3 US fintechs with total contract values of US\$12.9 million (A\$18.7 million) over initial terms</li><li>Launched PaySim APIs as part of PaySim SaaS offering</li></ul>
Direct issuing in Oceania	<ul style="list-style-type: none"><li>Signed Mastercard partnership for direct issuing in ANZ</li><li>Granted regulatory approval as a FSP in New Zealand</li><li>Application submitted for AFSL – approval expected in H1 FY23</li></ul>
US issuing bank partnership	<ul style="list-style-type: none"><li>Signed Axiom Bank issuing partnership in US</li><li>US requires bank intermediary for issuing physical and digital cards</li></ul>
Expanding global channel partners	<ul style="list-style-type: none"><li>Mastercard – certified Mastercard processor in the US and direct card scheme partner in ANZ</li><li>Finzsoft – core banking platform and technology provider</li><li>Mambu – API driven cloud banking platform in 65 countries</li></ul>
Strengthened team	<ul style="list-style-type: none"><li>Executive and Sales teams bolstered by key appointments with payments experience</li><li>Strengthened Board with experienced payments and business executives</li></ul>



# Directors' Report

The Directors' present their report together with the financial statements of Change Financial Limited (**Change Financial** or **Company**) consisting of Change Financial Limited and the entities it controlled at the end of or during the year ended 30 June 2022 (**Group**).

## Directors

The following persons were Directors of Change Financial Limited during the whole of the financial year and up to the date of this report unless otherwise stated:

- Benjamin Harrison (Chairman)
- Ian Leijer
- Harley Dalton (ceased 25 November 2021)
- Edward Grobler (from 25 November 2021)
- Alastair Wilkie (from 25 November 2021)
- Thomas Russell (from 1 November 2021)

## Principal activities

The Group's principal activity during the year continued to be the commercialisation and ongoing development of its payments management platform and payment testing solution. Change Financial is a global fintech developing innovative and scalable payments technology through two core products:

- Vertexon PaaS: physical and virtual card issuing and transaction processing; and
- PaySim: payment testing solution

## Review of Operations

### Highlights

Change Financial's strategy remains focussed on simplifying payment experiences through providing simple, flexible and fast to market technology to financial institutions and fintechs globally. The Company has experienced another year of significant transformation, establishing strong building blocks for future growth and success. Key operational highlights include:

- Signed Axiom Bank as a new issuing bank in the US
- Signed partnership with Mastercard for direct issuing in ANZ
- Granted New Zealand regulatory approval to enable card issuing
- Grew the customer base to 156 customers across 41 countries
- Signed seven new PaaS clients with estimated revenue of US\$12.9 million over the initial terms
- New PaaS clients facilitate the Group's revenue model transition to Software as a Service (SaaS) model
- Strengthened the team with key Board, executive and business development appointments to execute on growth strategy

### Key risks

There are risks associated with the Company's ability to achieve financial and operational targets. Some of these key risks include:

- Future success of new products launched
- Operational readiness for new product offerings
- Ability to scale as the business grows
- Unexpected changes in regulatory requirements

### Significant changes in the state of affairs

No significant changes in the state of affairs other than as set out in the Review of Operations above.

### Matters subsequent to the end of the financial year

Subsequent to the year ending 30 June 2022, the Company successfully completed a A\$5.72 million capital raising. The capital raising was undertaken through a placement and a fully underwritten non-renounceable entitlement offer.

Additionally, following completion of the integration of the strategic acquisition and the strong progress on the transition to a PaaS (recurring) cloud offering, the Company realigned the cost base to streamline the business and enable future growth to be delivered profitably.

### Likely developments and expected results of operations

Refer to the Review of Operations for further details.

### Information on Directors



#### Benjamin Harrison (Chairman)

##### Experience and expertise

Benjamin has extensive experience in advising and investing in companies. He commenced his career as a project manager for a large international engineering consulting firm working on a number of infrastructure projects in Australia and Southeast Asia. He later moved into investment banking, working for a leading corporate advisory house where over a five year period he executed over A\$2.0 billion in capital market transactions and A\$5.5 billion of public M&A transactions. Benjamin is active in the venture capital, private equity and private credit sectors. He currently holds board and advisory roles for a number of public and private companies.

Benjamin has a Bachelor of Science and a Master of Applied Finance and Investment.

##### Other current ASX directorships

Propell Holdings Limited (ASX:PHL)

##### Special responsibilities

Chair of the Remuneration Committee

##### Former ASX directorships in last 3 years

None



## Harley Dalton (Non-executive Director)

Retired 25 November 2021

### Experience and expertise

Harley has over 20 years' experience in investments and the funds management industry. His key background and capabilities include leadership, strategy, negotiation and operational management. He has been actively involved in taking a number of businesses to publicly listed status in the Australian market, providing capital raising, structuring, debt, equity, and board composition advice.

Harley is currently a Director of Altor Capital. Prior to this he was the founder and CEO of Dalton Nicol Reid up until 2014, growing it to be one of Australia's leading and most recognised Australian Equities fund managers with circa A\$1 billion in assets under management prior to his exit. Dalton Nicol Reid manages money on behalf of retail, wholesale and institutional clients both domestically and internationally.

Harley has a Bachelor of Science from Griffith University, a Graduate Diploma in Applied Finance and Investment and is a member of The Australian Institute of Company Directors.

Harley retired as Director on 25 November 2021.

### Other current ASX directorships

None

### Former ASX directorships in last 3 years

None



## Ian Leijer (Non-executive Director)

### Experience and expertise

Ian has been closely involved with Change Financial since its inception.

Ian is a Chartered Accountant with over 25 years' experience in financial analysis, corporate transactions, business strategy and business management. He was CFO and Company Secretary for over 10 years of former ASX listed company Avatar Industries Limited which operated globally in a number of diverse industries including mining services, electronics distribution, fabrication of building products and printing. Ian started his career with Price Waterhouse specialising in corporate transactions and valuations before joining a boutique investment bank.

Ian currently works with a number of entities on business analysis, capital raising (debt & equity) and general management. Ian also holds a Bachelor of Economics from the University of Sydney, Australia.

### Other current ASX directorships


None

### Special responsibilities

Chair of the Audit & Risk Committee

### Former ASX directorships in last 3 years

None



## Edward Grobler (Non-executive Director)

Commenced 25 November 2021

### Experience and expertise

Edward has more than 34 years' experience in the payments industry. He spent 14 years working for a South African bank before joining Mastercard in 1999 as Senior Vice President for Mastercard Africa. In 2008 he was appointed as Executive Vice President for Mastercard Australasia and in 2017 he took up the role of Executive Vice President: Real Time Payments, based in the United Kingdom.

Edward holds a Bachelor of Arts (Honours) from University of Pretoria, Master of Arts from the University of South Africa and a Master in Business Leadership from the University of South Africa.

### Other current ASX directorships

None

### Former ASX directorships in last 3 years

None



## Alastair Wilkie (Chief Executive Officer & Managing Director)

Commenced 25 November 2021

### Experience and expertise

Alastair is an experienced financial services executive specialising in banking and payments coupled with a background in information technology and business development. Alastair has over 30 years of experience in senior leadership roles across Australia, Europe & North America. He spent 6 years with Indue Ltd as Executive General Manager and 2 years as Chief Operating Officer at ASX listed EML Payments Ltd. Alastair joined the Company as Chief Executive Officer in 2019, before joining the Board and becoming Chief Executive Officer & Managing Director in 2021.

Alastair holds a Diploma in Business Management from W.L. College in Scotland, studied Business Administration at the Executive Management Institute, ESSEC Business School in Paris and is a Member of The Australian Institute of Company Directors.

### Other current ASX directorships

None

### Former ASX directorships in last 3 years

None



## Thomas Russell (Alternate Director to Chairman)

Commenced 1 November 2021

### Experience and expertise

Thomas has more than 10 years' experience in the United States and Australia as an investor and advisor working across a range of industries with a focus on growth companies. Thomas is highly experienced in raising capital, setting business strategy, executing M&A, managing operations, as well as launching technology platforms.

Thomas holds both a Bachelor of Commerce (Finance) and a Bachelor of Economics (Quantitative Methods) from the University of Queensland, Australia.

### Other current ASX directorships

None

### Former ASX directorships in last 3 years

None

## Company Secretary

The Company Secretary is Mr Adam Gallagher.



### Adam Gallagher

#### Experience and expertise

Adam has over 20 years' experience across technology, debt and equity markets as a business owner, executive, M&A manager, investor and officeholder. He has been providing corporate services for listed companies for over 10 years as a Director, Company Secretary and executive. He has previously held officeholder roles at ASX listed technology companies. Adam is currently Company Secretary for Change Financial, Propell Holdings Limited (ASX:PHL), Envirosuite Limited (ASX:EVS) and Credit Clear Limited (ASX:CCR).

Adam holds a Bachelor of Economics, Master in Commerce, Graduate Diploma in Information Systems and Graduate Diploma in Applied Corporate Governance and is a Fellow of the Governance Institute of Australia.

## Meetings of Directors

The numbers of meetings of the Company's Board of Directors and of each Board Committee held during the year ended 30 June 2022, and the numbers of meetings attended by each Director were:

	Full meetings of Directors		Audit & Risk Committee meetings	
	Number attended	Number eligible to attend	Number attended	Number eligible to attend
Benjamin Harrison	12	12	2	2
Harley Dalton	5	5	1	1
Ian Leijer	12	12	1	1
Edward Grobler	7	7	-	-
Alastair Wilkie	7	7	-	-
Thomas Russell	8	8	-	-

Note: Mr Leijer assumed the Chair of the Audit & Risk Committee following the retirement of Mr Dalton on 25 November 2021. Each of the non-member Directors have a standing invitation to the committee meetings and all Directors attended each committee meeting held during the reporting period.

## Remuneration report (audited)

The Directors are pleased to present your Company's 2022 remuneration report which sets out remuneration information for Change Financial Limited's Non-executive Directors, Executive Directors and other key management personnel.



## Non-executive Director remuneration policy

The shareholders of Change Financial Limited on 11 August 2015 approved, for the purposes of the ASX Listing Rules and the Group's Constitution, an increase in the maximum aggregate annual Non-executive Directors' fees to A\$500,000, with such fees to be allocated to the Non-executive Directors as the Board of Directors may determine.

## Executive remuneration policy and framework

The objective of the Group's executive reward framework is to ensure reward for performance is competitive and appropriate for the results delivered. The framework aligns executive reward with achievement of strategic objectives and the creation of value for shareholders and conforms with market practice for delivery of reward.

The Board ensures that executive reward satisfies the following key criteria for good reward governance practices:

- competitive and reasonable, enabling the company to attract and retain key talent;
- aligned to the company's strategic and business objectives and the creation of shareholder value;
- performance linkage / alignment of executive compensation;
- transparent;
- acceptable to shareholders;
- alignment to shareholders' interests;
- attracts and retains high calibre executives;
- alignment to program participants' interests;
- rewards capability and experience; and
- provides recognition for contribution.

The executive remuneration and reward framework has three components:

- base pay and benefits, including superannuation;
- short term incentives; and
- long term incentives.

### (a) Elements of remuneration base pay and benefits

Executives are offered a competitive base pay that comprises the fixed component of pay and rewards. Base pay for executives is reviewed annually to ensure the executive's pay is competitive with the market. An executive's pay is also reviewed on promotion.

There are no guaranteed base pay increases included in any executives' contracts.

## (b) Details of remuneration

Details of the remuneration of the Directors and the key management personnel of the Group (as defined in AASB 124 Related Party Disclosures) are set out in the following tables.

The key management personnel of Change Financial Limited includes the Directors as listed below:

- Benjamin Harrison (Chairman)
- Harley Dalton (Non-executive Director) – ceased 25 November 2021
- Ian Leijer (Non-executive Director)
- Edward Grobler (Non-executive Director) – commenced 25 November 2021
- Alastair Wilkie (Chief Executive Officer & Managing Director) – commenced as Chief Executive Officer 25 October 2019 and appointed to the Board 25 November 2021
- Thomas Russell (Alternate Director for Benjamin Harrison) – commenced 1 November 2021

In addition to the Directors, the following executives that report directly to the Board or Chief Executive Officer are key management personnel:

- Clayton Fossett (Chief Operating Officer) – appointed 27 March 2015
- Vinnie D'Alessandro (Chief Product Officer) – appointed 16 November 2020
- Arnold Lee (Chief Technology Officer) – appointed 1 September 2021
- Tony Sheehan (Chief Financial Officer) – appointed 19 July 2021

The following table shows details of the remuneration expense recognised for the Group's executive key management personnel for the current and previous financial year measured in accordance with the requirements of the accounting standards.

### 2022

Name	Short Term Benefits		Post-Employment Benefits	Long Term Benefits	Share Based Payments	Total	Proportion of Remuneration Performance Based
	Cash salary and fees US\$	Non-Monetary Benefits US\$	US\$	US\$	US\$	US\$	%
<b>Non-executive Directors</b>							
Benjamin Harrison	36,513	-	-	-	-	36,513	-
Harley Dalton <sup>1</sup>	26,216	-	-	-	-	26,216	-
Ian Leijer <sup>2</sup>	79,786	-	-	-	-	79,786	-
Edward Grobler <sup>3</sup>	18,458	-	-	-	-	18,458	-
Thomas Russell <sup>4</sup>	41,230	-	-	-	-	41,230	-
<b>Subtotal</b>	<b>201,843</b>	<b>-</b>	<b>-</b>	<b>-</b>	<b>-</b>	<b>201,843</b>	<b>-</b>
<b>Executive Directors</b>							
Alastair Wilkie <sup>5</sup>	260,897	-	19,884	4,423	16,938	302,142	11.1
<b>Subtotal</b>	<b>260,897</b>	<b>-</b>	<b>19,884</b>	<b>4,423</b>	<b>16,938</b>	<b>302,142</b>	<b>11.1</b>
<b>Key Management Personnel</b>							
Clayton Fossett	219,582	457	-	-	4,795	224,834	2.1
Vinnie D'Alessandro	209,670	-	20,258	2,734	24,263	256,925	22.3
Tony Sheehan <sup>6</sup>	184,966	-	17,938	2,824	32,308	238,036	13.6
Arnold Lee <sup>7</sup>	137,968	-	3,903	-	5,919	147,790	15.4
<b>Subtotal</b>	<b>752,186</b>	<b>457</b>	<b>42,099</b>	<b>5,558</b>	<b>67,285</b>	<b>867,585</b>	<b>13.5</b>
<b>Total</b>	<b>1,214,926</b>	<b>457</b>	<b>61,983</b>	<b>9,981</b>	<b>84,223</b>	<b>1,371,570</b>	<b>11.0</b>

## 2021

Name	Short Term Benefits		Post-Employment Benefits	Long Term Benefits	Share Based Payments	Total	Proportion of Remuneration Performance Based
	Cash salary and fees US\$	Non-Monetary Benefits US\$	US\$	US\$	US\$	US\$	%
<b>Non-executive Directors</b>							
Benjamin Harrison <sup>8</sup>	59,939	-	-	-	-	59,939	-
Harley Dalton <sup>8</sup>	59,939	-	-	-	-	59,939	-
<b>Subtotal</b>	<b>119,878</b>	<b>-</b>	<b>-</b>	<b>-</b>	<b>-</b>	<b>119,878</b>	<b>-</b>
<b>Executive Directors</b>							
Ian Leijer	92,945	-	-	-	-	92,945	-
<b>Subtotal</b>	<b>92,945</b>	<b>-</b>	<b>-</b>	<b>-</b>	<b>-</b>	<b>92,945</b>	<b>-</b>
<b>Key Management Personnel</b>							
Alastair Wilkie <sup>9</sup>	240,612	-	14,410	3,948	20,845	279,815	7.4
Clayton Fossett	209,876	4,105	-	-	-	213,981	-
Vinnie D'Alessandro <sup>10</sup>	129,268	-	11,421	1,960	3,821	146,470	2.6
<b>Subtotal</b>	<b>579,756</b>	<b>4,105</b>	<b>25,831</b>	<b>5,908</b>	<b>24,666</b>	<b>640,266</b>	<b>3.9</b>
<b>Total</b>	<b>792,579</b>	<b>4,105</b>	<b>25,831</b>	<b>5,908</b>	<b>24,666</b>	<b>853,089</b>	<b>2.9</b>

<sup>1</sup> Mr Dalton resigned effective 25 November 2021

<sup>2</sup> Mr Leijer became a Non-executive Director effective 1 October 2021

<sup>3</sup> Mr Grobler was appointed 25 November 2021

<sup>4</sup> Mr Russell was appointed 1 November 2021. Consulting fees paid by Change to Mr Russell prior to 1 November 2021 are not included

<sup>5</sup> Mr Wilkie was appointed Chief Executive Officer & Managing Director effective 25 November 2021

<sup>6</sup> Mr Sheehan was appointed 19 July 2021

<sup>7</sup> Mr Lee was an existing employee of Change Financial and was promoted to Chief Technology Officer effective 1 September 2021

<sup>8</sup> Includes US\$22,477 each of management & consulting services. Refer to section (e) below

<sup>9</sup> Mr Wilkie was appointed 25 October 2019

<sup>10</sup> Mr D'Alessandro was appointed 16 November 2020. Consulting fees paid by Change to Mr D'Alessandro prior to 16 November 2020 are not included

The value of options issued to Directors and employees as remuneration is expensed over the vesting period which may be a number of years. Therefore, the amount for share based payments is not a cash expense and represents the expense recognised in that financial year for options granted as remuneration in that year and prior years. Negative amounts are the options forfeited but not yet vested at the time of forfeiture.

In the current year, a portion of remuneration for the Key Management Personnel and Executive Director are performance related. Performance related remuneration is based on achieving certain financial and operational targets that are aligned to the success of the Company. The Company undertakes a formal process to assess actual results achieved relative to the targets set to determine an individual's eligibility for performance related remuneration.

**(c) Service agreements****Ian Leijer (Non-executive Director)**

- Term of agreement – no fixed term;
- Annual fee of A\$50,000 payable monthly on pro rata basis;
- Reimbursement of specified expenses incurred in undertaking the role; and
- Payment for services outside the normal scope of the ordinary duties of the Director at a rate of A\$2,000 per day.

**Benjamin Harrison (Chairman)**

- Term of agreement – no fixed term;
- Annual fee of A\$50,000 payable monthly on pro rata basis;
- Reimbursement of specified expenses incurred in undertaking the role; and
- Payment for services outside the normal scope of the ordinary duties of the Director at a rate of A\$2,000 per day.

**Edward Grobler (Non-executive Director)**

- Term of agreement – no fixed term;
- Annual fee of A\$50,000 payable monthly on pro rata basis;
- Reimbursement of specified expenses incurred in providing the services; and
- Payment for services outside the normal scope of the ordinary duties of the Director at a rate of A\$2,000 per day.

**Thomas Russell (Alternate Director for Benjamin Harrison)**

- Term of agreement – rolling monthly basis;
- Does not receive Director fees, however earns a consulting fee of A\$1,600 per day; and
- Reimbursement of specified expenses incurred in undertaking the role.

**Alastair Wilkie (Chief Executive Officer & Managing Director)**

- Term of agreement – no fixed term;
- Base salary of A\$350,000 per annum (including statutory superannuation contributions) which is reviewed annually;
- An annual incentive bonus of A\$20,000, payable subject to satisfactory achievement of KPI's;
- Can participate under the Company ESOP (refer details in subsection (d) below);
- Entitled to reimbursement of specified expenses incurred in his employment; and
- Termination – 6 months' notice by either party except for serious misconduct where the Company can terminate immediately.

**Clayton Fossett (Chief Operating Officer)**

- Term of agreement – no fixed term;
- Base salary of US\$225,000 per annum which is reviewed annually;
- An annual incentive bonus of US\$20,000, payable subject to satisfactory achievement of KPI's;
- Entitled to reimbursement of specified expenses incurred in his employment;
- Can participate under the Company ESOP (refer details in subsection (d) below);
- Employment can be terminated giving four months' written notice; and
- Employed under the laws of the State of California, US.

**Vinnie D'Alessandro (Chief Product Officer)**

- Term of agreement – no fixed term;
- Base salary of A\$273,750 per annum (including statutory superannuation contributions) which is reviewed annually;
- An annual incentive bonus of A\$30,000, payable subject to satisfactory achievement of KPI's;
- Can participate under the Company ESOP (refer details in subsection (d) below); and
- Termination – 3 months' notice by either party except for serious misconduct where the Company can terminate immediately.

**Tony Sheehan (Chief Financial Officer)**

- Term of agreement – no fixed term;
- Base salary of A\$286,000 per annum (including statutory superannuation contributions) which is reviewed annually;
- Can participate under the Company ESOP (refer details in subsection (d) below); and
- Termination – 3 months' notice by either party except for serious misconduct where the Company can terminate immediately.

**Arnold Lee (Chief Technology Officer)**

- Term of agreement – no fixed term;
- Base salary of NZ\$229,175 per annum (including statutory KiwiSaver contributions) which is reviewed annually;
- An annual incentive bonus of NZ\$30,000, payable subject to satisfactory achievement of KPI's; and
- Termination – 3 months' notice by either party except for serious misconduct where the Company can terminate immediately.



**(d) Equity instrument disclosures relating to key management personnel****(i) Options issued to Key Management Personnel as remuneration**

The following options were issued to Tony Sheehan on 12 April 2022:

Tranche	Expiry	Term (years)	Strike Price A\$	Fair Value at Grant Date A\$	Number	Vesting Conditions	% Vested At 30 June 22
Tranche 1	19 July 2024	2.3	0.001	0.0861	500,000	Yes	Nil
Tranche 2	19 July 2024	2.3	0.200	0.0198	500,000	Yes	Nil
Tranche 3	19 July 2024	2.3	0.260	0.0149	1,000,000	Yes	Nil
<b>Total</b>					<b>2,000,000</b>		

Tranche 1: Upon completion of 12 months employment with the Company

Tranche 2: Upon completion of 12 months employment with the Company and managing the Company's financial performance, managing the Company's capital requirements, providing financial insights in to the business to optimise performance and completing all reporting requirements

Tranche 3: Upon completion of 24 months employment with the Company and KPIs (to be agreed)

The following options were issued to Arnold Lee on 12 April 2022:

Tranche	Expiry	Term (years)	Strike Price A\$	Fair Value at Grant Date A\$	Number	Vesting Conditions	% Vested At 30 June 22
Tranche 1	1 September 2024	2.4	0.200	0.0209	500,000	Yes	Nil
Tranche 2	1 September 2024	2.4	0.260	0.0159	1,000,000	Yes	Nil
<b>Total</b>					<b>1,500,000</b>		

Tranche 1: Completion of two of the following initiatives – Vertexon PaaS launch, PaySim SaaS launch and roll out of agile development methodology

Tranche 2: Delivery of Phase 2 Vertexon PaaS and PaySim SaaS next evolution (specific KPIs to be agreed)

The following options were issued to Clayton Fossett on 12 April 2022:

Tranche	Expiry	Term (years)	Strike Price A\$	Fair Value at Grant Date A\$	Number	Vesting Conditions	% Vested At 30 June 22
Tranche 2	4 November 2024	2.6	0.200	0.0224	500,000	Yes	Nil
Tranche 3	4 November 2024	2.6	0.260	0.0174	1,000,000	Yes	Nil
<b>Total</b>					<b>1,500,000</b>		

Tranche 2: Completion of partnership agreement for direct issuing in LATAM and identification and implementation of operational cost efficiency measures

Tranche 3: Establishment of global operating model for client onboarding and support and grow program management service capability and profitability

## (ii) Option holdings

The numbers of options in the Company held during the financial year by each Director of Change Financial Limited and key management personnel of the Group, including their personally related parties, are set out below.

## 2022

Name	Balance at the start of the period	Granted during the year	Cancelled during the year	Lapsed & forfeited during the year	Balance at the end of the period	Total Vested at 30 June 22	Exercisable at 30 June 22	Unexercisable at 30 June 22
<b>Directors</b>								
Benjamin Harrison	-	-	-	-	-	-	-	-
Harley Dalton	-	-	-	-	-	-	-	-
Ian Leijer	-	-	-	-	-	-	-	-
Edward Grobler	-	-	-	-	-	-	-	-
Thomas Russell	-	-	-	-	-	-	-	-
<b>Key Management Personnel</b>								
Clayton Fossett	750,000	1,500,000	-	-	2,250,000	750,000	750,000	1,500,000
Alastair Wilkie	3,500,000	-	-	-	3,500,000	1,500,000	1,500,000	2,000,000
Vinnie D'Alessandro	1,500,000	-	-	-	1,500,000	500,000	500,000	1,000,000
Tony Sheehan	-	2,000,000	-	-	2,000,000	-	-	2,000,000
Arnold Lee	-	1,500,000	-	-	1,500,000	-	-	1,500,000

## 2021

Name	Balance at the start of the period	Granted during the year	Cancelled during the year	Lapsed & forfeited during the year	Balance at the end of the period	Total Vested at 30 June 21	Exercisable at 30 June 21	Unexercisable at 30 June 21
<b>Directors</b>								
Benjamin Harrison	-	-	-	-	-	-	-	-
Harley Dalton	-	-	-	-	-	-	-	-
Ian Leijer	-	-	-	-	-	-	-	-
<b>Key Management Personnel</b>								
Clayton Fossett	850,000	-	-	(100,000)	750,000	750,000	750,000	-
Alastair Wilkie	3,500,000	2,000,000	(2,000,000)	-	3,500,000	1,500,000	1,500,000	2,000,000
Vinnie D'Alessandro	-	1,500,000	-	-	1,500,000	-	-	1,500,000

No option holder (Key Management Personnel or otherwise) has any right under the options to participate in new issues of securities in the Company made by the Company to its shareholders generally. In the event of a reconstruction of the capital of the Company or an issue of bonus shares, the option strike price and/or the number of options will be adjusted such that no benefit is gained or lost by option holders as a result of that reconstruction or bonus share issue.

(iii) **Share holdings**

The numbers of shares in the Company held during the financial year by each Director of Change Financial Limited and Key Management Personnel of the Group, including their personally related parties, are set out below. There were no shares granted during the reporting period as compensation.

Year to 30 June 2022	Balance at the start of the period	Purchased	Balance at appointment/ (resignation)	Balance at the end of the period
<b>Directors</b>				
Harley Dalton	14,960,978	200,000	(15,160,978)	-
Benjamin Harrison	1,473,670	200,000	-	1,673,670
Ian Leijer	4,812,988	-	-	4,812,988
Edward Grobler	-	-	-	-
Thomas Russell	-	-	1,273,377	1,273,377
<b>Key Management Personnel</b>				
Clayton Fossett	38,800	-	-	38,800
Alastair Wilkie	5,223,591	-	-	5,223,591
Vinnie D'Alessandro	17,727	-	-	17,727
Tony Sheehan	-	-	-	-
Arnold Lee	-	-	-	-

Year to 30 June 2021	Balance at the start of the period	Purchased	Balance at appointment/ (resignation)	Balance at the end of the period
<b>Directors</b>				
Harley Dalton	804,470	14,156,508	-	14,960,978
Benjamin Harrison	120,670	1,353,000	-	1,473,670
Ian Leijer	4,072,529	740,459	-	4,812,988
<b>Key Management Personnel</b>				
Clayton Fossett	38,800	-	-	38,800
Alastair Wilkie	3,643,644	1,579,947	-	5,223,591
Vinnie D'Alessandro	-	17,727	-	17,727

**(e) Other Transactions with Key Management Personnel**

The following transactions with key management personnel and their associated entities:

On 31 January 2022, Change secured a A\$1.5 million unsecured term facility (**Facility**). The funder is Altor Capital via ACM AEPF Pty Ltd ATF Altor Emerging PIPE Fund (**Funder**). The Company engaged Altor Advisory Partners Pty Ltd (**AAP**) to arrange the Facility. Mr Harley Dalton, a Director of the Company until 25 November 2021, is a director and controlling shareholder of Altor Capital Pty Limited which wholly owns AAP. The Funder and AAP are also related parties of Mr Dalton. The Funder and AAP may remain a related party for six months post Mr Dalton's cessation as a Director, being 25 November 2021. Additionally, the Company continued to engage AAP to provide accounting and bookkeeping services until 30 September 2021. These services were provided on market commercial terms.

Benjamin Harrison is the Chief Investment Officer of the Altor Capital Pty Ltd group entities (Altor Group). Thomas Russell is the Chief Operating Officer and Investment Director of the Altor Group. Mr Harrison and Mr Russell are not directors of, nor do they control any Altor Group entities, including the Funder. However, Mr Harrison and Mr Russell, as consultants of the Altor Group, may be entitled to remuneration under their relevant engagement agreements. Notwithstanding that, Altor Group is not considered a related party of Mr Harrison or Mr Russell.

Transactions with Key Management Personnel	2022 US\$	2021 US\$
<b>Amounts recognised as expense</b>		
Accounting and bookkeeping fees <sup>1</sup>	10,961	44,955
<b>Amounts recognised in equity (cost of funds raised)</b>		
Capital raising & management fees	-	128,688

<sup>1</sup> Fees are included in the remuneration of Harley Dalton and Benjamin Harrison

**(f) Additional information**

The table below shows for the current year and prior years since listing the total remuneration cost of the key management personnel, earnings per share (EPS), dividends paid or declared, and the closing price of ordinary shares on ASX at year end.

Financial Year	Total Remuneration US\$	EPS US\$	Dividends cents	Share Price \$A
2016	2,154,698	(0.229)	0.0	0.56
2017	1,448,892	(0.135)	0.0	0.57
2018	995,515	(0.124)	0.0	0.67
2019	469,476	(0.057)	0.0	0.049
2020	740,002	(0.028)	0.0	0.105
2021	853,089	(0.009)	0.0	0.11
2022	1,371,570	(0.009)	0.0	0.057

**End of Remuneration Report****Change Financial Limited**

Website [www.changefinancial.com](http://www.changefinancial.com)  
ACN 150 762 351

Registered Address Level 11, 82 Eagle Street, Brisbane QLD 4000  
Postal Address c/o Change Financial Limited, GPO Box 5011, Brisbane QLD 4001

## Shares under option

Unissued ordinary shares of Change Financial Limited under option at the date of this report are as follows;

Grant Date	Expiry	Strike Price	Number
28 Oct 2019	28 Oct 2022	A\$0.001	500,000
28 Oct 2019	28 Oct 2022	A\$0.20	1,000,000
27 May 2021	28 Oct 2022	A\$0.20	1,000,000
27 May 2021	28 Oct 2022	A\$0.30	1,000,000
5 Dec 2019	5 Dec 2022	A\$0.20	750,000
27 May 2021	16 Nov 2023	A\$0.20	650,000
27 May 2021	16 Nov 2023	A\$0.26	1,150,000
12 Apr 2022 <sup>1</sup>	4 Nov 2024	A\$0.20	500,000
12 Apr 2022 <sup>1</sup>	4 Nov 2024	A\$0.26	1,000,000
12 Apr 2022 <sup>2</sup>	19 Jul 2024	A\$0.20	500,000
12 Apr 2022 <sup>2</sup>	19 Jul 2024	A\$0.26	1,000,000
12 Apr 2022 <sup>2</sup>	19 Jul 2024	A\$0.001	500,000
12 Apr 2022 <sup>3</sup>	1 Sep 2024	A\$0.26	1,000,000
12 Apr 2022 <sup>3</sup>	1 Sep 2024	A\$0.20	500,000
12 Apr 2022	16 Aug 2024	A\$0.20	250,000
12 Apr 2022	16 Aug 2024	A\$0.26	250,000
<b>TOTAL</b>			<b>11,550,000</b>

<sup>1</sup> Issued to Mr Fossett - refer section (ii) of the Remuneration Report

<sup>2</sup> Issued to Mr Sheehan - refer section (ii) of the Remuneration Report

<sup>3</sup> Issued to Mr Lee - refer section (ii) of the Remuneration Report

No shares have been issued during the financial year or subsequent to balance date as the result of the exercise of options (2021: nil)

## Environmental Regulations

There are no environmental regulations that specifically apply to the Company.



## Indemnity and Insurance of officers

### Insurance of officers

During the financial year, the Group paid a premium in respect of a contract insuring the Directors of the Company (as named above), the Company Secretary, and all executive officers of the Company and of any related body corporate against a liability incurred as such as a Director, Company Secretary or executive officer to the extent permitted by the Corporations Act 2001. The contract of insurance prohibits disclosure of the nature of the liability and the amount of the premium.

The Group has not otherwise, during or since the end of the financial year, except to the extent permitted by law, indemnified or agreed to indemnify an officer or auditor of the Company or of any related body corporate against a liability incurred as such an officer or auditor.

### Non-audit services

The Company may decide to employ the auditor on assignments additional to their statutory audit duties where the auditor's expertise and experience with the Company and/or the Group are important.

Details of amounts paid or payable to the auditor for non-audit services provided during the year are outlined at note 28 to the financial statements. Based on advice provided by the Audit and Risk Committee, the Directors have formed the view that the provision of non-audit services is compatible with the general standard of independence for auditors, and that the nature of non-audit services means that auditor independence was not compromised.

### Dividends - Change Financial Limited

The Directors of Change Financial Limited do not recommend the payment of a dividend for the 12 months ending 30 June 2022 (2021: nil).

### Auditor's independence declaration


A copy of the auditor's independence declaration as required under section 307C of the Corporations Act 2001 is set out on page 25.

### Auditor

Pitcher Partners continues in office in accordance with section 327 of the Corporations Act 2001.

This report is made in accordance with a resolution of Directors, pursuant to section 298(2) of the Corporations Act 2001.

Dated 31 August 2022



**Benjamin Harrison**  
Chairman

Level 38, 345 Queen Street  
Brisbane, QLD 4000

Postal address  
GPO Box 1144  
Brisbane, QLD 4001

p. +61 7 3222 8444

The Directors  
Change Financial Ltd  
Level 11, 82 Eagle Street  
Brisbane QLD 4000

### Auditor's Independence Declaration

In relation to the independent audit for the year ended 30 June 2022, to the best of my knowledge and belief there have been:

- (i) No contraventions of the auditor independence requirements of the *Corporations Act 2001*; and
- (ii) No contraventions of APES 110 *Code of Ethics for Professional Accountants (including Independence Standards)*.

This declaration is in respect of Change Financial Limited and the entities it controlled during the year.

*Pitcher Partners*

PITCHER PARTNERS



DANIEL COLWELL  
Partner

Brisbane, Queensland  
31 August 2022

Brisbane Sydney Newcastle Melbourne Adelaide Perth

**Pitcher Partners is an association of independent firms.**

An Independent Queensland Partnership ABN 84 797 724 539. Liability limited by a scheme approved under Professional Standards Legislation.  
Pitcher Partners is a member of the global network of Baker Tilly International Limited, the members of which are separate and independent legal entities.

 **bakertilly**  
NETWORK MEMBER

[pitcher.com.au](https://pitcher.com.au)

NIGEL FISCHER  
MARK NICHOLSON  
PETER CAMENZULI

JASON EVANS  
KYLIE LAMPRECHT  
NORMAN THURECHT

BRETT HEADRICK  
WARWICK FACE  
COLE WILKINSON

SIMON CHUN  
JEREMY JONES  
TOM SPLATT

JAMES FIELD  
DANIEL COLWELL  
ROBYN COOPER

FELICITY CRIMSTON  
CHERYL MASON  
KIERAN WALLIS

MURRAY GRAHAM  
ANDREW ROBIN  
KAREN LEVINE

# Corporate Governance Statement

The Board of Directors (Board) of Change Financial Limited ('Change', 'Company' or 'Group') is responsible for the corporate governance of Change and its subsidiaries. The Board guides and monitors the business and affairs of the Company on behalf of the shareholders by whom they are elected and to whom they are accountable.

Commensurate with the spirit of the ASX Corporate Governance Principles and Recommendations (4th Edition) (Principles or Recommendations), the Company has followed each recommendation where the Board has considered the recommendation to be an appropriate benchmark for the corporate governance practices, taking into account factors such as the size of the Company and the Board, resources available and activities of the Company. Where the Company's corporate governance practices depart from the recommendations, the Board has offered full disclosure of the nature and reason for the departure.

The Board will periodically review and develop its governance policies and practices as the Company grows in size and complexity.

The Corporate Governance Charter is available from the Company and is available on its website at [www.changefinancial.com](http://www.changefinancial.com)

This statement was authorised for issue by the Board on 31 August 2022.

## Principle 1: Lay solid foundations for management and oversight

### 1.1 Board and management functions

The Board has formalised its roles and responsibilities into a Charter within its Corporate Governance Charter that is available on the Company's website. The Board Charter clearly defines the matters that are reserved for the Board and those that the Board has delegated to management.

In summary the responsibilities of the Change Board include:

- oversight of the Company, including its control and accountability systems;
- setting the Company's major goals including the strategies and financial objectives to be implemented by management;
- appointing, removing and managing the Chief Executive Officer;
- ratifying the appointment and where appropriate the removal of the Chief Financial Officer and/or Company Secretary;
- input into and final approval of managements' development of corporate strategy and performance objectives;
- reviewing and ratifying systems of risk management and internal compliance and control, codes of conduct and legal compliance;
- monitoring senior management's performance and implementation of strategy, and ensuring that appropriate resources are available;
- approving and monitoring the progress of major capital expenditure, capital management and acquisitions and divestitures;
- approving and monitoring financial and other reporting; and
- instilling sound corporate governance practices in the Board and executive.

In carrying out its responsibilities and functions, the Board may delegate any of its powers to a Board Committee, a Director or an employee. However, the Board acknowledges that it retains the ultimate responsibility for the exercise of such powers under the Corporations Act 2001 (Cth).

The Board has delegated responsibility to the Chief Executive Officer for:

- developing and implementing corporate strategies and making recommendations on significant corporate strategic initiatives;
- maintaining an effective risk management framework and keeping the Board and market fully informed about material risks;
- developing Change's annual budget, recommending it to the Board for approval and managing day to day operations within the budget;
- managing day to day operations in accordance with standards for social and ethical practices which have been set by the Board; and
- approval of capital expenditure and business transactions within predetermined limits set by the Board.

## 1.2 Appointment of Directors

The Company performs appropriate checks of any person to be appointed as a Director, either by the Board or nominated by shareholders. These checks include details of the person's character, experience, education and other factors.

The Company will provide the following information to shareholders to enable them to make an informed decision as to whether to elect a Director for the first time:

- biographical details including relevant qualifications, experience and skills that they bring to the Board;
- details of any other material Directorships currently held;
- any materially adverse information revealed by the checks the Company has performed about the candidate;
- any interest, position, association or relationship that might influence, or reasonably be perceived to influence, in a material respect the candidate's capacity to bring an independent judgement to bear on issues before the Board and to act in the best interests of the Company and its shareholders generally;
- whether the Board considers that, if elected, the candidate will qualify as an independent Director; and
- whether the Board supports the election of the candidate.

The Company will provide the following information to shareholders to enable them to make an informed decision as to whether to re-elect a Director standing for re-election:

- biographical details;
- relevant qualifications, experience and skills they bring to the Board;
- details of any other material Directorships currently held;
- term of office currently served;
- whether the Board considers the Director an independent Director; and
- if the Board supports their re-election.

## 1.3 Written Agreements

The Company ensures that all Directors and senior executives enter into written agreements setting out the terms of their appointment to ensure that they have a clear understanding of their roles and responsibilities and of the Company's expectations of them. Material terms of contracts of employment are included in the Remuneration Report which is published in the Annual Report each year.

## 1.4 Company Secretary

The Company Secretary is accountable directly to the Board. The Company Secretary advises the Board on governance matters, ensures Board policies and procedures are followed, dispatches board papers in a timely manner, accurately records the minutes of meetings and assists in the induction and professional development of Directors. The appointment or removal of the Company Secretary is a matter for the Board.

### 1.5 Diversity

The Board has a formal Diversity Policy that is included in its Corporate Governance Charter. In summary:

The Company respects and values diversity (which includes but is not limited to gender, age, disability, ethnicity, marital or family status, religious beliefs, socio-economic background, perspective, experience, cultural background, sexual orientation and gender identity), and the benefit of its integration throughout the Company to enrich the Company's perspective, improve corporate performance, increase shareholder value and maximise the probability of achievement of the Company's goals. The Company acknowledges that diversity is important to the Company's ability to attract, retain and motivate employees from the widest possible pool of available talent and the Company is committed to diversity at all levels (Principle).

With respect to gender diversity, the Board has chosen not to set measurable objectives and targets due to the small size and scale of its operations. The Board will review this position in future reporting periods.

The Board of Change has five Directors, all of which are male. In the senior executive the Company has no female employees and four male employees. A 'senior executive' is defined as the C-suite level inclusive of the Chief Operating Officer, Chief Financial Officer, Chief Technology Officer and Chief Product Officer. The total number of female employees in the Company is 17 which accounts for 21% of all employees. 17% of the management team inclusive of the C-suite are female.

Change is not a 'relevant employer' as defined under the Workplace Gender Equality Act.

### 1.6 & 1.7 Board & Executive Performance Evaluation

The Board has adopted an on-going, self-evaluation process to measure its own performance, that of individual Directors (including Executive Directors) and the performance of its committee functions during the reporting period.

The Chairman meets periodically with the individual Directors to discuss the performance of the Board and the Director. The Chairman's performance is also evaluated by the balance of the Board. In addition, an evaluation is undertaken by the Chairman of the contribution of Directors retiring by rotation prior to the Board endorsing their candidature.

The review process involves consideration of the Board's key areas of responsibility and accountability and is based on an amalgamation of factors including capability skill levels, understanding of industry complexities, risks and challenges, and the extent of their value-adding contribution to the performance of the board and the overall the business.

Similarly, the Chief Executive Officer conducts a review of the performance of all executives based on the above factors and the performance goals assigned to the executive.

A performance evaluation of the Board, its committees, Directors (including the Chairman) and executives takes place during each annual reporting period in accordance with the process detailed within this statement. The respective processes for the Board and executive were carried out during the 2022 financial year.

The outcomes of the assessment program are used to enhance the effectiveness of individual Directors and the Board collectively, and that of the executives.



## Principle 2: Structure the board to add value

### 2.1 Nomination Committee

The Company has not formally established a Nomination Committee as the Directors consider that the Company is not of a size nor are its affairs of such complexity as to justify the formation of this Committee. The Board considers that it is able to deal efficiently and effectively with Board composition and succession issues without establishing a separate Nomination Committee and in doing so, the Board will be guided by the Nomination Charter set out in the Corporate Governance Charter and summarised below in regard to Board succession.

Should the Board deem that a Director vacancy exists, the Board then identifies candidates with the appropriate expertise and experience, using external consultants as appropriate. The most suitable candidate is appointed but must stand for election at the next annual general meeting following their appointment.

The process for re-election of a Director is in accordance with the Company's Constitution, which requires that each year, at least one-third of the Directors (excluding a Managing Director) retire from office at the annual general meeting. The retiring Directors may be eligible for re-election.

### 2.2 Skills matrix

The Board has identified the skills and competency of each Board member against the skills matrix that is set out in its Corporate Governance Charter.

### 2.3 Composition of the Board

The Board is currently comprised of five Directors in total. Three of the Directors are deemed to be Non-executive with one Director being executive due to being the Chief Executive Officer & Managing Director.

Mr Ian Leijer fulfilled the main finance functions of the Group until the commencement of a Chief Financial Officer on 19 July 2021. Following assistance with handover, Mr Leijer has continued as a Non-executive Director.

The Board has formed a conservative view that Mr Benjamin Harrison and Mr Thomas Russell cannot be considered to be independent on account of their association with Altor Capital Pty Ltd, a firm that has been engaged in capital raising activities during the last two financial years for which it has been paid fees commensurate with industry norms. While Mr Harrison and Mr Russell are employed by companies within the Altor Group of companies, Altor Capital Pty Ltd is not a related party of either Director.

The profiles of the Directors, their tenure, skills, experience and expertise are set out in the Directors' Report of the 2022 Annual Report.

### 2.4 Independence

The Board considers a Director to be independent where he or she is:

- independent of management, that is a non-executive Director; and
- free from any business or other relationship that could materially interfere, or could reasonably be perceived to materially interfere, with the exercise of his or her unfettered and independent judgement.

Materiality is assessed on a case-by-case basis by reference to the Director's individual circumstances rather than any general materiality thresholds.

The Board has made its own assessment to determine the independence of each Director. It is the Board's view that Mr Edward Grobler can be deemed independent due to having no business or other relationship with the Company prior to his appointment as a Director on 25 November 2021.

In view of the size of the Company and the nature of its activities, the Board considers that the current mix of skills, experience, qualifications, and experience on the Board is appropriate. The Board will continue to monitor the requirements for independent Directors in the context of the Company's communicated objectives.

## 2.5 Independence of Chairman

The Chairman and Chief Executive Officer roles are not held by the same person. The Chairman is not considered independent however he is a non-executive Director.

## 2.6 Induction program & professional development

Procedures for the induction of new Directors are in place to allow newly appointed Directors to participate fully and actively in Board decision-making at the earliest opportunity.

All Directors are offered an induction program appropriate to their experience upon appointment so as to familiarise themselves with matters relating to the business, strategy and any current issues under consideration by the Board. This program consists of written background material on the Company and its operations as well as scheduled meetings with the Chairman, Chief Executive Officer and the Company Secretary of the Company.

The Board encourages Directors to continue their professional development by participating in applicable workshops and seminars, as well as undertaking other relevant external education.

## Principle 3: Act Ethically and Responsibly

### Recommendations 3.1, 3.2, 3.3 and 3.4

The Company has a Code of Conduct, Whistleblower Policy and Anti-Bribery and Corruption Policy for its Directors, senior executives, employees and contractors that is available on its website. In these policies, inter alia, the Company articulates and discloses its values.

Any material breach of the above policies are reported to the Board or a Committee of the Board.

## Principle 4: Safeguard integrity in corporate reporting

### 4.1 Audit Committee

The Company has established an Audit & Risk Committee that consists of two directors. The Chairman of the Audit & Risk Committee is Mr Ian Leijer, who is not an independent director however he is not the Chairman or an executive of the Company.

The Board considers that the technical skills, qualifications and experience represented by the involvement of its members Mr Ian Leijer (Chair) and Mr Benjamin Harrison are most suited to the effective discharge of the responsibilities of this Committee.

The Board will monitor the level of participation in the Committee as the Company grows and consider any additional Directors that are appointed to the Board.

The Committee's roles and responsibilities are detailed in a formalised Audit & Risk Committee Charter that is included in the Corporate Governance Charter available on the Company's website.

## Change Financial Limited

Reflecting the relatively small size of the Company the Audit & Risk Committee is responsible for:

- reviewing the annual and half year financial reporting carried out by the Company;
- reviewing the accounting policies of the Company;
- reviewing the scope of the external auditors and internal auditor/compliance team (if appointed) and any material issues arising from these audits;
- overseeing the independence of the external auditors and determining procedures for the rotation of audit partners;
- ensuring the sufficiency of, and compliance with, ethical guidelines and Company policies affecting corporate governance, financial reporting and corporate control together with compliance with laws and external regulations;
- identification of the full range of actual or potential risk exposures which are material to the Company; and
- the effectiveness of the Group's risk management systems and strategies.

The qualifications of the committee members and the number of meetings held in the reporting period is set out in the Directors' Report in the 2022 Annual Report.

#### 4.2 Chief Executive Officer and Chief Financial Officer Declaration

The Chief Executive Officer and the Chief Financial Officer provide the Board with written confirmation that:

- the consolidated financial statements for each half year and full financial year present a true and fair view, in all material respects, of the Company's financial condition and operational results and are in accordance with accounting standards; and
- the declarations provided in accordance with Section 295A of the Corporations Act are founded on a sound system of risk management and internal control, and that the system is operating effectively in all material respects in relation to financial reporting risks.

The Board has received this assurance from the Chief Executive Officer and the Chief Financial Officer this financial year.

#### 4.3 Verification of periodic reports

All non-audited or review periodic corporate reports, are independently checked, and circulated to all Directors prior to being released to the market.

### Principle 5: Make timely and balanced disclosure

#### 5.1 Written disclosure policy

Comprehensive procedures are in place to identify matters that are likely to have a material effect on the price or value of the Company's securities and to ensure that those matters are notified to the ASX in accordance with ASX disclosure requirements.

The continuous disclosure policy is included in the Corporate Governance Charter that is available on the Company's website.

In accordance with that policy, the Company's senior management and the Board are responsible for scrutinising events and information to determine whether the disclosure of the information is required in order to maintain the market integrity of the Company's shares listed on the ASX.

## 5.2 Market announcements sent to the board

The Company has established an approval process which ensures all directors have reviewed and approved all material market announcements, prior to these being provided to the ASX.

The Company Secretary is responsible for lodging all communications with the ASX and provides a confirmation of lodgment to the Directors.

## 5.3 Presentations released to the ASX

All presentations where the Company provides financial results, or new and substantive content, are released to the ASX prior to being made public elsewhere.

# Principle 6: Respect the rights of security holders

## 6.1 Company & governance information

The Company provides general and current information regarding its purpose, Board and leadership and its activities on its website at [www.changefinancial.com](http://www.changefinancial.com). The Company's Corporate Governance Charter is also publicly available on the site: [www.changefinancial.com/corporate-governance/](http://www.changefinancial.com/corporate-governance/).

## 6.2 Investor relations program

The Company manages investor relations internally and encourages two-way communication through inviting shareholders and investors to contact the Company on each external communication and ASX release. It also arranges investor webinars following the release of each financial report that includes an allocation of time for investor questions.

## 6.3 Shareholder participation at meetings

Shareholders are encouraged to attend all Annual General Meetings and other general meetings and are given the opportunity to meet management immediately following all meetings. In addition, management will respond to meeting or information requests by shareholders in a timely manner.

The Company uses its general meetings (GM) as an opportunity to further engage with its shareholders and seek their comments on the management of the Company. The Company undertakes several actions to facilitate shareholders' ability to participate in the GM process by:

- (a) making Directors, members of management and the external auditor available at the Annual General Meeting;
- (b) allowing shareholders in attendance at a GM a reasonable opportunity to ask questions regarding the items of business, including questions to the external auditor regarding the conduct of the audit and the preparation and content of the auditor's report; and
- (c) providing shareholders who are unable to attend a GM with an opportunity to submit questions in advance of the GM.

## 6.4 Resolutions decided by poll

The Board has determined that all shareholder resolutions will be decided by poll.

## 6.5 Electronic communication

The Company's website contains a facility for shareholders to direct inquiries to the Company and to elect to receive communications from the Company via email. The Company's securities registrar similarly provides shareholders with the option of receiving information electronically, as well as the details to communicate and access information regarding their holdings.

## Principle 7: Recognise and manage risk

### 7.1 & 7.2 Risk Committee & review

The Company has established an Audit & Risk Committee (**ARC**) that consists of two directors. The Chairman of the ARC is Mr Ian Leijer, who is not an independent director however he is not the Chairman or executive of the Company.

The Board considers that the technical skills, qualifications and experience represented by the involvement its members Mr Ian Leijer (Chair) and Mr Benjamin Harrison are most suited to the effective discharge of the responsibilities of this Committee.

The Board will monitor the level of participation in the ARC as the Company grows and consider any additional Directors that are appointed to the Board.

The Committee's roles and responsibilities are detailed in a formalised ARC Charter that is included in the Corporate Governance Charter that is available on the Company's website.

The ARC is responsible for the Company's risk management framework. It sets the risk appetite and profile for managing, reviewing and updating if required.

Management through the Chief Executive Officer is responsible for designing, implementing and reporting on the adequacy of the Company's risk management and internal control system. Management reports to the ARC on the risk management and control environment on a regular basis.

The ARC, in conjunction with the external auditors, monitors the effectiveness of management's internal control and reporting system.

The risk framework of the Company is reviewed at least annually and has been reviewed during the year.

### 7.3 Internal audit function

The Company has not implemented an internal audit function due to the relatively small size of its current operations. The Board believes that the ARC and the external auditors are able to monitor the effectiveness of the Company's control environment at this stage of the Company's development.

### 7.4 Economic, Environmental or Social Sustainability

The Company is cognisant that the business community should address matters of economic, environmental and social sustainability and the need to be transparent on these matters to enable investors to properly assess investment risk. Given its size and nature of operations, the Company does not consider that it has any exposure to economic, environmental or social sustainability risks.



## Principle 8: Remunerate fairly and responsibly

### 8.1 Remuneration Committee

Due to the Company's relatively small size a separate Remuneration Committee has not yet been established. The responsibilities of a Remuneration Committee are carried out by the Board.

### 8.2 Non-executive Director & executive remuneration

The aggregate remuneration of Non-executive Directors is approved by shareholders. Individual Directors' remuneration is determined by the Board within the approved aggregate total. In determining the appropriate level of Director's fees, the Board benchmarks data from other public companies of a similar nature to Change with regard to its size and industry.

Non-executive Directors of Change as applicable, are:

- not entitled to participate in performance-based remuneration practices unless approved by shareholders; and
- currently remunerated by means of payment of cash benefits in the form of Directors' fees or consulting fees for Mr Thomas Russell, or alternatively by issue of securities in lieu of cash benefits provided it is approved by shareholders.

The Company does not currently have in place a retirement benefit scheme or allowance for its Non-executive Directors, except for the payment of superannuation if applicable.

A review of the compensation arrangements for the Chief Executive Officer and senior executives is conducted annually by the Board and in future with the support of the Remuneration Committee, taking into consideration the performance of the individual executive, salary packages paid to executives in other public companies of a similar size or market section, market competitive rates and the results of the Company during the relevant period.

The objective of the Company's remuneration policy is not only to provide a salary package that properly reflects the person's duties and responsibilities, but to also attract, retain and motivate the executive to the highest possible quality and standard, enabling the organisation to succeed.

The Company has an Employee Share Option Plan (ESOP) which provides the Board with the discretion to grant equity to eligible Directors (subject to shareholder approval), executives and consultants for the purpose of incentivizing them and aligning their interests with those of shareholders.

The Board ensures that the payment of equity based executive remuneration is made in accordance with thresholds and rules established by the ESOP.

The Company's policies relating to the remuneration of Directors and senior executives and the level of remuneration paid each year (including components) is detailed in the Remuneration Report of the Annual Report and Notes to and forming part of the Financial Statements.

### 8.3 Hedging arrangements

Directors and executives may not engage in hedging arrangements, deal in derivatives or enter into other arrangements which vary economic risk related to the Company's securities including, for example, dealing in warrants, equity swaps, put and call options, contracts for difference and other contracts intended to secure a profit or avoid a loss based on fluctuations in the price of the Company's securities.



# Financial report

These financial statements are the consolidated financial statements of the consolidated entity consisting of Change Financial Limited and its subsidiaries.

The financial statements are presented in the United States currency.

Change Financial Limited is a company limited by shares, incorporated and domiciled in Australia. Its registered office is:

Level 11, 82 Eagle Street  
Brisbane QLD 4000

Its principal place of business is:

Level 11, 82 Eagle Street  
Brisbane QLD 4000

A summary of the Group's operations and its principal activities is included in the Directors' report on page 9, which is not part of these financial statements.

The financial statements were authorised for issue by the Directors on 31 August 2022. The Directors have the power to amend and reissue the financial statements.

Through the use of the internet, we have ensured that our corporate reporting is timely and complete. All press releases, financial reports and other information are available at our Shareholders' Centre on our website: [www.changefinancial.com](http://www.changefinancial.com)

## Consolidated Statement of Profit or Loss

Year ended 30 June	Notes	2022 US\$	2021 US\$
Revenue and other income	4	8,316,419	6,313,343
Employee benefits expense		(7,282,104)	(5,451,265)
Advertising & marketing expense		(224,290)	(36,616)
Program expenses		(339,004)	(297,129)
Professional services & insurance		(980,330)	(555,592)
Consulting fees		(606,451)	(782,937)
Technology & Hosting		(1,107,726)	(842,616)
Depreciation & amortisation expense	5	(1,094,867)	(635,453)
Business acquisition expenses	21	-	(175,013)
Impairment of lease receivable	9	-	(326,432)
Finance expense	5	(103,664)	(19,549)
Other expenses		(291,202)	(479,148)
Loss before tax	5	<b>(3,713,219)</b>	<b>(3,288,407)</b>
Income tax (expense) benefit	6	(55,274)	(188,975)
<b>Loss from operations</b>		<b>(3,768,493)</b>	<b>(3,477,382)</b>
Basic loss per share (US cents per share)	23	(0.95)	(0.94)
Diluted loss per share (US cents per share)	23	(0.95)	(0.94)

The consolidated statements above should be read in conjunction with the accompanying notes.

## Consolidated Statement of Comprehensive Income

Year ended 30 June	Notes	2022	2021
		US\$	US\$
Loss of the year		(3,768,493)	(3,477,382)
Other comprehensive income (loss)			
Items that may be reclassified to profit and loss			
<i>Exchange differences on translation of foreign operations</i>		(368)	304,877
<b>Total comprehensive loss for the year</b>		<b>(3,768,861)</b>	<b>(3,172,505)</b>

The consolidated statements above should be read in conjunction with the accompanying notes.

## Consolidated Statement of Financial Position

As at	Notes	30 Jun 2022 US\$	30 Jun 2021 US\$
<b>Current assets</b>			
Cash and cash equivalents	7	1,501,427	4,019,001
Trade and other receivables	8	1,790,585	2,360,898
Lease receivable – current	9	-	-
Other current assets	11	640,957	368,203
<b>Total current assets</b>		<b>3,932,969</b>	<b>6,748,102</b>
<b>Non-current assets</b>			
Property, plant & equipment	12	318,807	460,953
Deferred tax asset		101,819	-
Lease receivable – non-current	9	-	-
Intangible assets	13	5,992,925	5,513,817
<b>Total non-current assets</b>		<b>6,413,551</b>	<b>5,974,770</b>
<b>TOTAL ASSETS</b>		<b>10,346,520</b>	<b>12,722,872</b>
<b>Current liabilities</b>			
Trade and other payables	14	1,196,360	1,351,738
Provisions	15	1,289,088	1,035,100
Lease liability - current	9	95,535	297,380
Contract liabilities	10	3,094,507	2,714,047
Income tax liability		98,152	-
Other current liabilities	16	12,000	-
<b>Total current liabilities</b>		<b>5,785,642</b>	<b>5,398,265</b>
<b>Non-current liabilities</b>			
Provisions	15	18,896	39,559
Lease liabilities – non-current	9	140,048	264,378
Borrowings	33	1,058,230	-
<b>Total non-current liabilities</b>		<b>1,217,174</b>	<b>303,937</b>
<b>TOTAL LIABILITIES</b>		<b>7,002,816</b>	<b>5,702,202</b>
<b>NET ASSETS</b>		<b>3,343,704</b>	<b>7,020,670</b>
<b>Equity</b>			
Contributed equity	17	42,519,906	42,519,906
Reserves	18	4,778,693	4,687,166
Accumulated losses	19	(43,954,895)	(40,186,402)
<b>TOTAL EQUITY</b>		<b>3,343,704</b>	<b>7,020,670</b>

The consolidated statements above should be read in conjunction with the accompanying notes.

## Consolidated Statement of Changes in Equity

	Notes	Contributed Equity US\$	Reserves US\$	Accumulated Losses US\$	Total Equity US\$
<b>Balance at 1 July 2020</b>		34,767,894	4,266,699	(36,709,020)	2,325,573
Loss for the year		-	-	(3,477,382)	(3,477,382)
Exchange differences on translation of the foreign operations		-	304,877	-	304,877
<b>Total comprehensive loss for the period</b>		-	<b>304,877</b>	<b>(3,477,382)</b>	<b>(3,172,505)</b>
<b>Transactions with owners in their capacity as owner</b>					
Options issued	32	-	115,590	-	115,590
Contributions (net of costs)		7,752,012	-	-	7,752,012
<b>Total</b>		<b>7,752,012</b>	<b>115,590</b>	<b>-</b>	<b>7,867,602</b>
<b>Balance at 30 June 2021</b>		<b>42,519,906</b>	<b>4,687,166</b>	<b>(40,186,402)</b>	<b>7,020,670</b>
<b>Balance at 1 July 2021</b>		42,519,906	4,687,166	(40,186,402)	7,020,670
Loss for the year		-	-	(3,768,493)	(3,768,493)
Exchange differences on translation of the foreign operations		-	(368)	-	(368)
<b>Total comprehensive loss for the period</b>		-	<b>(368)</b>	<b>(3,768,493)</b>	<b>(3,768,861)</b>
<b>Transactions with owners in their capacity as owner</b>					
Options issued	32	-	91,895	-	91,895
Contributions (net of costs)		-	-	-	-
<b>Total</b>		-	<b>91,895</b>	<b>-</b>	<b>91,895</b>
<b>Balance at 30 June 2022</b>		<b>42,519,906</b>	<b>4,778,693</b>	<b>(43,954,895)</b>	<b>3,343,704</b>

The consolidated statements above should be read in conjunction with the accompanying notes.

## Consolidated Statement of Cash Flows

Year ended 30 June	Notes	2022 US\$	2021 US\$
<b>Cash flow from operating activities</b>			
Receipts from customers		9,046,556	6,091,317
Payments to suppliers and employees		(10,781,589)	(7,879,153)
Interest received		-	10,790
Interest paid		(24,217)	(19,549)
Government grant programs		-	60,549
Income tax		(65,845)	-
<b>Net cash used in operating activities</b>	<b>20</b>	<b>(1,825,095)</b>	<b>(1,736,046)</b>
<b>Cash flow from investing activities</b>			
Payment for plant & equipment		(43,804)	(41,003)
Payment for software development		(1,388,492)	(664,510)
Receipts from sublease (excluding interest received)		160,000	25,020
Receipts for security deposit		12,000	
Business acquired	21	-	(4,492,416)
<b>Net cash used in investing activities</b>		<b>(1,260,296)</b>	<b>(5,172,909)</b>
<b>Proceeds from financing activities</b>			
Proceeds from share issue		-	8,358,600
Proceeds from borrowings		1,057,680	-
Cost of funding		(53,865)	(606,588)
Payments of lease liabilities (excluding interest paid)		(293,023)	(190,098)
<b>Net cash provided by financing activities</b>		<b>710,792</b>	<b>7,561,914</b>
<b>Net increase (decrease) in cash held</b>		<b>(2,374,599)</b>	<b>652,959</b>
<b>Reconciliation of cash</b>			
Cash at the beginning of the financial year		4,019,001	2,966,200
Net increase (decrease) in cash held		(2,374,599)	652,959
Foreign exchange difference on cash holding		(142,975)	399,842
<b>Cash and cash equivalents at end of the year</b>	<b>7</b>	<b>1,501,427</b>	<b>4,019,001</b>

The consolidated statements above should be read in conjunction with the accompanying notes.



# Notes To The Consolidated Financial Statements

## 1) Summary of Significant Accounting Policies

These financial statements are general purpose financial statements that have been prepared in accordance with the Corporations Act 2001, Accounting Standards and Interpretations, and comply with the other requirements of the law. Accounting Standards include Australian Accounting Standards.

The principal accounting policies adopted in preparing the financial report of the Company and its consolidated entities (Consolidated Entity or Group) for the year ended 30 June 2022 are stated to assist in a general understanding of the financial report. For the purposes of preparing the financial report, the Company is a for profit entity.

Change Financial Limited is a company limited by shares incorporated in Australia whose shares are publicly traded on the Australian Securities Exchange.

### a) Compliance with IFRS

The Consolidated Financial Report of Change Financial Limited complies with International Financial Reporting Standards (IFRS) as issued by the International Accounting Standards Board (IASB).

### b) Basis of Preparation

The Consolidated Financial Report of Change Financial Limited has been prepared under the historical cost convention. Cost is based on the fair values of the consideration given in exchange for assets. All amounts are presented in United States dollars, unless otherwise noted.

### c) Application of new and revised Accounting Standards

The Group has adopted all new and amended Australian Accounting Standards and Australian Accounting Standards Review Board (AASB) interpretations that are mandatory for the current reporting period and relevant to the Group. The impact of new and revised standards has not been material.

### d) Accounting Standards issued but not effective

The Directors have reviewed all new Standards and Interpretations that have been issued but are not yet effective for the year ended 30 June 2022. As a result of this review, the Directors have determined there will be no material impacts of any new or revised Standards and Interpretations on the Group, and therefore, no change is necessary to Group accounting policies.

### e) Principles of Consolidation

The consolidated financial statements are those of the consolidated entity, comprising the financial statements of the parent entity and all of the entities the parent controls. The Group controls an entity where it has the power, for which the parent has exposure or rights to variable returns from its involvement with the entity, and for which the parent has the ability to use its power over the entities to affect the amount of its returns.

The financial statements of subsidiaries are prepared for the same reporting period as the parent entity, using consistent accounting policies. Adjustments are made to bring into line any dissimilar accounting policies which may exist.

All inter-company balances and transactions, including any unrealised profits or losses have been eliminated on consolidation. Subsidiaries are consolidated from the date on which control is transferred to the Group and are de-recognised from the date that control ceases.

## f) Foreign Currency Translation and Balances

### **Presentation currency**

The financial statements of each entity within the consolidated entity are measured using the currency of the primary economic environment in which that entity operates (the functional currency). The consolidated financial statements are presented in US dollars which is the consolidated entity's functional and presentation currency.

### **Transactions and balances**

Transactions in foreign currencies of entities within the consolidated group are translated into functional currency at the rate of exchange ruling at the date of the transaction.

Foreign currency monetary items that are outstanding at the reporting date (other than monetary items arising under foreign currency contracts where the exchange rate for that monetary item is fixed in the contract) are translated using the spot rate at the end of the financial year.

### **Non-monetary items that are measured in terms of historical cost in a foreign currency are not retranslated**

All resulting exchange differences arising on settlement or re-statement are recognised as revenues and expenses for the financial year.

- Current assets and liabilities are translated at the closing rate on reporting date;
- Non-current assets are translated at historical cost
- Income and expenses are translated at actual exchange rates or average exchange rates for the period where appropriate; and
- All resulting exchange differences are recognised in other comprehensive income.

## g) Revenue

### (i) Revenue from contracts with customers

The Group derives its revenues from the maintenance, support, professional services and license fees.

A single, principles-based five-step model to revenue recognition is applied to all contracts with customers: (1) identify the contract(s) with a customer; (2) identify the performance obligations in the contract; (3) determine the transaction price; (4) allocate the transaction price to the performance obligations in the contract; and (5) recognise revenue when (or as) the entity satisfies a performance obligation.

### **Maintenance and support**

Maintenance provides customers with rights to unspecified software product upgrades and maintenance enhancements. Support provides customers with rights to access the help desk during the term of the support period. Maintenance and support is recognised over time as performance obligations are satisfied.

### **Professional services**

Software implementation and development services represents revenue from consulting, training and implementation services sold separately under professional services contracts. Fixed price arrangements are accounted for over time on a percentage-of-completion basis as performance obligations are satisfied using the input method.

### **Software licence**

Software licence revenues are earned for the fees from granting customers licences to use the Group's software, either through an initial licence or through the purchase of additional modules or user rights, but excludes any amounts that are related to maintenance. Revenue is recognised at the point the software is delivered, functional and control has been passed to the customer. The Group includes software that is either sold on a term basis or perpetual basis but excludes software licences that are sold on a subscription payment basis.

The Group consider that licence fees may be recognised upfront if:

- the arrangement with the customer does not require significant development, modification or customisation of the software solution;
- there are no contingencies on the licences that could cause deferral of revenue (e.g. refund clauses attached to the licence) i.e. no amounts are refundable;
- the contract is non-cancellable and there are no break clauses considered substantive; and
- there is no remaining obligation for the Group attached to the licence.

#### **Contract assets**

A contract asset is recognised when a conditional right to consideration exists and transfer of control has occurred. They are typically related to unbilled receivables balances which have not yet been invoiced and arises when the Group satisfied a performance obligation before it receives the consideration and are generally related to professional services contracts. Impairment of contract assets is assessed in the same manner as trade and other receivables – refer to the accounting policy for trade and other receivables and note 25 for further details.

#### **Contract liabilities**

Fees for services received in advance are recorded as a liability within contract liabilities on the Consolidated Statement of Financial Position and these amounts are recognised in the Statement of Profit or Loss over the relevant period of the contract which is in line with the provision of the services. Fees are typically received in advance for maintenance and support services and for professional services.

#### **(ii) Grant income**

Grant income is recognised when the right to receive a grant is probable. Where grant income is directly related to expenditure of the Company the grant income is recognised in the period in which the applicable expenditure is spent. To the extent the grant income is received in advance of applicable expenditure being spent then grant income is recognised as deferred income.

#### **h) Income Tax**

Current income tax expense or revenue is the tax payable on the current period's taxable income based on the applicable income tax rate adjusted by changes in deferred tax assets and liabilities.

Deferred tax assets and liabilities are recognised for temporary differences at the applicable tax rates when the assets are expected to be recovered or liabilities are settled. Deferred tax liabilities are not recognised if they arise from the initial recognition of goodwill.

Deferred income tax is also not accounted for if it arises from initial recognition of an asset or liability in a transaction other than a business combination that at the time of the transaction affects neither accounting nor taxable profit or loss.

Deferred tax assets are recognised for deductible temporary differences and unused tax losses only if it is probable that future taxable amounts will be available to utilise those temporary differences and losses.

Current and deferred tax balances attributable to amounts recognised directly in equity are also recognised directly in equity.

#### **i) Financial Instruments**

##### **Non-derivative financial instruments**

Non-derivative financial instruments consist of investments in equity and debt securities, trade and other receivables, cash and cash equivalents, loans and borrowings, and trade and other payables.

Non-derivative financial instruments are initially recognised at fair value, plus directly attributable transaction costs (if any), except for instruments recorded at fair value through profit or loss. After initial recognition, non-derivative financial instruments are measured as described below.

#### **Trade and other receivables**

Trade receivables are measured at amortised cost using the effective interest method, less any allowance for expected credit losses. Trade receivables are generally due for settlement within 30 days.

The consolidated entity has applied the simplified approach to measuring expected credit losses, which uses a lifetime expected loss allowance. To measure the expected credit losses, trade receivables have been grouped based on days overdue.

Other receivables are recognised at amortised cost, less any allowance for expected credit losses – refer note 25.

#### **Financial liabilities**

Financial liabilities include trade payables, other creditors and loans from third parties including inter-company balances and loans from or other amounts due to director-related entities.

Non-derivative financial liabilities are recognised at amortised cost, comprising original debt less principal payments and amortisation based on the effective interest rate method.

Financial liabilities are classified as current liabilities unless the Group has an unconditional right to defer settlement of the liability for at least 12 months after the reporting period.

### **j) Property, plant & equipment**

#### **Plant and equipment**

Plant and equipment carried at cost less accumulated depreciation and, where applicable, any accumulated impairment losses.

#### **Depreciation**

The depreciable amount of all property, plant and equipment is depreciated over their estimated useful lives commencing from the time the asset is held ready for use. Land and the land component of any class of property, plant and equipment is not depreciated.

Class of fixed asset	Depreciation rates	Depreciation basis
Office equipment	25%	Straight line

### **k) Intangibles**

#### **(i) Business contracts and relationships**

Business contracts and relationships acquired in a business combination are amortised on a straight-line basis over the period of their expected benefit, being seven years.

**(ii) Software development**

Software development is capitalised as an asset and is amortised on a straight-line basis over the period of their expected benefit, being their finite life of five to eight years. Research costs are expensed as incurred.

An intangible asset arising from development expenditure on an internal project is recognised only when the Consolidated Entity can demonstrate the following:

- technical feasibility of completing the intangible asset so that it will be available for use or sale;
- the intention to complete and the ability to use or sell the asset;
- how the asset will generate future economic benefits;
- the availability of resources to complete the development; and
- the ability to measure reliably the expenditure attributable to the intangible asset during its development.

Following initial recognition of the development expenditure, the cost model is applied requiring the asset to be carried at cost less any accumulated amortisation and accumulated impairment losses. Any expenditure so capitalised is amortised over the period of expected benefits from the related project date. Technological feasibility for software products is reached shortly before the products are released for commercial sale to customers.

Intangible assets acquired separately are capitalised at cost, and if acquired as a result of a business combination, capitalised at fair value as at the date of acquisition. Following initial recognition, the cost model is applied to all classes of intangible assets. The useful lives of the intangible assets are assessed to be either finite or indefinite. Where amortisation is charged on intangible assets with finite lives, this expense is taken to the Statement of Profit or Loss through the 'depreciation and amortisation expense' line item. Intangible assets with finite lives are tested for impairment where an indicator of impairment exists. Useful lives are examined on an annual basis and adjustments, where applicable, are made on a prospective basis. Software acquired separately is amortised on a straight-line basis over 5 - 8 years.

**l) Impairment of non-financial assets**

Intangible assets are tested when there is an indicator of impairment.

An impairment loss is recognised where the carrying amount of the asset exceeds its recoverable amount. The recoverable amount of an asset is defined as the higher of its fair value less costs to sell and value in use.

**m) Employee benefits*****Short term employee benefit obligations***

Liabilities arising in respect of wages and salaries, annual leave and any other employee benefits expected to be settled wholly within twelve months of the reporting date are measured at their nominal amounts based on remuneration rates which are expected to be paid when the liability is settled. The expected cost of short-term employee benefits in the form of compensated absences such as annual leave is recognised in the provision for employee benefits. All other short-term employee benefit obligations are presented as payables.

***Long term employee benefit obligations***

Liabilities arising in respect of long service leave and annual leave which is not expected to be settled wholly within 12 months of the reporting date are measured at the present value of the estimated future cash outflow to be made in respect of services provided by employees up to the reporting date.

Employee benefit obligations are presented as current liabilities in the balance sheet if the entity does not have an unconditional right to defer settlement for at least twelve months after the reporting date, regardless of when the actual settlement is expected to occur.



**Share base payments**

Equity-settled share-based payments are provided to eligible employees through the Employee Share Option Plan (ESOP). The fair value of the options granted is determined at grant date and is recognised as an employee benefit expense with a corresponding increase in equity on a straight-line basis over the period during which the employees become unconditionally entitled to the options.

Fair value is determined using an appropriate option pricing model which takes into account factors such as exercise price, the term of the option, the share price at grant date and expected volatility of the underlying share, the expected dividend yield and the risk-free interest rate for the term of the option. At each balance sheet date, the Company revises the estimated number of options that are expected to become exercisable. The employee benefits expense recognised each period takes into account the most recent estimate. Where the share-based payments give rise to the issue of new share capital, the proceeds received are credited to share capital (nominal value) and share premium when the share entitlements are exercised.

**n) Goods and services tax (GST)**

Revenues, expenses and purchased assets in Australia are recognised net of the amount of GST, except where the amount of GST incurred is not recoverable from the Australian Tax Office. In these circumstances the GST is recognised as part of the cost of acquisition of the asset or as part of an item of the expense. Receivables and payables in the consolidated statement of financial position are shown inclusive of GST.

Cash flows are presented in the consolidated statement of cash flows on a gross basis, except for the GST component of investing and financing activities, which are disclosed as operating cash flows.

**o) Rounding**

The company is of a kind referred to in ASIC Corporations (Rounding in Financial/Directors' Reports) Instrument 2016/191, related to the 'rounding off' of amounts in the financial statements. Amounts in the financial statements have been rounded off in accordance with that Legislative Instrument to the nearest dollar, unless otherwise indicated.

**p) Ongoing operations**

These financial statements have been prepared on a going concern basis, which contemplates continuity of normal business activities and the realisation of assets and the settlement of liabilities in the ordinary course of business.

At the date of this report the group remains in a development and growth phase of operations. The Directors are of the view that the group's payments and card issuing platform (Platform) is commercially viable and are confident that the business will become sustainable in future years through forecast revenue growth. Subsequent to the year ending 30 June 2022, the Company successfully completed a A\$5.72 million capital raising. The capital raising was undertaken through a placement and a fully underwritten non-renounceable entitlement offer.

Additionally, following completion of the integration of the strategic acquisition and the strong progress on the transition to a PaaS (recurring) cloud offering, the Company realigned the cost base to streamline the business and enable future growth to be delivered profitably.

Until such time as the Group's revenues grow to a level that is sufficient to enable the Group to meet its financial commitments as and when they fall due, the Group will be dependent on raising further capital in future years.

**q) Cash and cash equivalents**

For cash-flow presentation purposes, cash and cash equivalents includes cash on hand, deposits held at call with financial institutions, other short-term, highly liquid investments with original maturities of three months or less that are readily convertible to known amounts of cash and which are subject to an insignificant risk of changes in value.



## r) Leases

### **Group as lessee**

Leases are recognised 'on balance sheet' as a right-of-use asset with a corresponding lease liability. Each lease payment is allocated between the liability and finance cost. The right-of-use asset is depreciated over the lease term on a straight-line basis or over the useful life where title to the asset transfers at the end of the lease. Assets and liabilities arising from a lease are initially measured on a present value basis.

Depreciation on right-of-use assets and interest on lease liabilities is recognised in the Consolidated Statement of Profit and Loss and Other Comprehensive Income.

Payments associated with short term leases (generally less than 12-month terms) and leases of low value have continued to be recognised on a straight-line basis as an Other Expense in the Consolidated Statement of Profit or Loss and Other Comprehensive Income.

The principal portion of the lease payments are recognised as a financing cash flow and the interest portion of the lease payments are recognised as an operating cash flow in the Consolidated Statement of Cash Flows.

The Group uses critical judgements in determining the lease term. Extension options are only included in the lease term where management considers that it is probable that the option will be exercised.

### **Group as lessor**

The Group has entered into back-to-back lease arrangements. Where the terms of the lease transfer substantially all the risks and rewards of ownership to the sublessee and/or the term of the sub-lease is for the whole of the remaining term of the head lease, these arrangements are classified as finance leases.

Amounts due from finance leases are recognised as a lease receivable at the amount of the Group's net investment in the leases, the right-of-use asset relating to the underlying lease is de-recognised. Finance lease income is allocated to the accounting periods so as to reflect a constant periodic rate of return on the Group's net investment outstanding in respect of the lease.

## 2) Critical Accounting Judgments

Estimates and judgements are continually evaluated and are based on historical experience and other factors, including expectations of future events that may have a financial impact on the entity and that are believed to be reasonable under the circumstances.

The Group makes estimates and assumptions concerning the future. The resulting accounting estimates will, by definition, seldom equal the related actual results. The estimates and assumptions that have a significant risk of causing a material adjustment to the carrying amounts of assets and liabilities within the next financial year are discussed below.

### **Estimated impairment of intangible assets and other non-current assets**

Determining whether non-current assets are impaired requires an estimation of the value in use of those assets. The value in use calculation requires the Directors to estimate the future cash flows expected to arise from the Group and a suitable discount rate in order to calculate present value. Where the actual future cash flows are less than expected, a material impairment loss may arise. Determination as to whether indicators exist in relation to impairment of non-current assets is undertaken at each balance date. Where indicators exist, the Directors assess potential impairment in accordance with AASB 136 'Impairment of Assets'. During the year ended 30 June 2022, no indicators of impairment existed.

**Share based payments transactions**

The Group measures the cost of equity settled transactions by reference to the fair value of the equity instruments at the date at which they are granted. The fair value is determined by using either the Black-Scholes or Binomial model taking into account the terms and conditions upon which the instruments were granted (refer note 32). The accounting estimates and assumptions relating to equity-settled share-based payments would have no impact on the carrying amounts of assets and liabilities within the next annual reporting period but may impact profit or loss or equity.

**Lease liabilities**

A lease liability is recognised at the commencement date of a lease. The lease liability is initially recognised at the present value of the lease payments to be made over the term of the lease. The carrying amount of the lease is remeasured if there is a change in future lease payments (arising from a change in index or a rate used), the residual guarantee or the lease term. The remeasurement is an adjustment to the corresponding right-of-use asset, lease receivable (in the case of sub-leases) or to profit and loss.

**Project services**

The Group recognises revenue from project services based on the proportion of the project that is completed. The Group makes judgements as to the estimated hours required to complete a project which is compared with hours completed to determine the percentage of the project that has been completed.

**Trade and other receivables**

The Group makes judgements as to its ability to collect receivables and provides for a portion of receivables when collection becomes doubtful. Evidence of impairment may include indications that the debtor is experiencing financial difficulty, default or delinquency in interest or principal payments, the probability that they will enter bankruptcy or other financial reorganisation and observable data indicating that there is a measurable decrease in the estimated future cash flows, such as changes in arrears of economic conditions that correlate with defaults. Collectability of trade and other receivables is reviewed on an ongoing basis. Trade and other receivables, which are known to be uncollectable, are written off. An allowance for expected credit losses is established. In measuring expected credit losses a provision matrix for trade receivables is used. The provision matrix is based on historical credit losses, adjusted for any material expected changes to future credit risk. Refer to note 8 for details of the trade and other receivables.

**Deferred tax assets**

No members of the Group have generated taxable income in the financial year and as such the group continues to carry forward tax losses that give rise to deferred tax assets. Given that the Group's projects remain in early stages, it is unlikely that the Group will generate taxable income in the near future. Taking this into account, the deferred tax assets have not been recognised in the financial statements as management does not believe that the members of the Group satisfy the criteria set out in AASB112.

### 3) Operating Segments

The Group's chief operating decision maker, being the Chief Executive Officer and Managing Director, makes financial decisions and allocates resources based on the information received from the Group's internal management system.

Currently the Group has one reportable segment being the development and provision of card payments software and services. The core products of Change Financial are card management systems, transaction processing and payment simulators.

#### 4) Revenue and Other Income

Year ended 30 June	2022	2021
	US\$	US\$
<b>Revenue from contracts with customers</b>		
License revenue	996,572	1,145,147
Maintenance & support services revenue	4,187,921	3,276,351
Professional services revenue	2,622,486	1,690,471
Other sales revenue	349,440	18,870
<b>Subtotal</b>	<b>8,156,419</b>	<b>6,130,839</b>
<b>Other revenue and income</b>		
Interest income - lease	-	10,790
Other income <sup>1</sup>	160,000	171,714
<b>Total revenue and other income</b>	<b>8,316,419</b>	<b>6,313,343</b>

#### Revenue from contracts with customers

Revenue from services – over time	7,159,847	4,985,692
Revenue from sale of licenses – at a point in time	996,572	1,145,147
<b>Total revenue from contracts with customers</b>	<b>8,156,419</b>	<b>6,130,839</b>

<sup>1</sup> Other income of US\$160,000 in 2022 relates to sub-lease income received. Other income of US\$171,714 in 2021 includes US\$111,165 of grant income received under the Paycheck Protection Program (PPP) in the USA. The balance of other income of US\$60,548 is an Australian government grant being a COVID 19 cash flow boost.

Year ended 30 June	2022	2021
	US\$	US\$
<b>Revenue by geographic region</b>		
South East Asia	3,755,160	2,825,457
Oceania	2,545,322	1,603,344
Latin America	1,024,961	1,027,698
United States of America	548,509	467,331
Rest of World	282,467	207,009
<b>Total revenue from contracts</b>	<b>8,156,419</b>	<b>6,130,839</b>
<b>Revenue by product</b>		
Vertexon	4,846,651	3,653,011
PaySim	3,219,539	2,113,851
Other	90,229	363,977
<b>Total revenue from contracts</b>	<b>8,156,419</b>	<b>6,130,839</b>

All contract liabilities as at 30 June 2021 have been recognised as revenue in the current period.

## 5) Expenses

Year ended 30 June	2022	2021
	US\$	US\$

**Profit / loss before income tax has been determined after:****Amortisation and depreciation**

Depreciation of property, plant & equipment	185,486	99,823
Amortisation of intangibles	909,381	535,630
<b>Total amortisation and depreciation</b>	<b>1,094,867</b>	<b>635,453</b>
Share based payments expense	91,895	115,590
Superannuation expense	405,246	228,939

**Finance expense**

Interest expense - lease	15,231	19,549
Interest expense - other	88,433	-
<b>Total Finance Expense</b>	<b>103,664</b>	<b>19,549</b>

## 6) Income Tax Expense

Year ended 30 June	2022	2021
	US\$	US\$
<b>Reconciliation of income tax expense and tax at the statutory rate</b>		
Loss before income tax expense	(3,713,219)	(3,288,407)
Tax expense (credit) at the Australian tax rate of 25% (2021: 26%)	(928,305)	(854,986)
Differences in overseas tax rates	1,555	28,550

**Tax effect of amounts which are not deductible/  
(taxable) in calculating taxable income**

Share based payments expense	22,974	30,053
Other	(3,691)	23,766
Deferred tax assets arising on business combination derecognised during the year	-	188,975
Under provision for income tax in prior periods	142,580	-
Temporary differences not recognised during the current period	914,025	772,616
Prior period deferred tax asset not recognised during current period	(93,864)	-
<b>Income tax expense</b>	<b>55,274</b>	<b>188,975</b>

Deferred tax assets of \$5,547,049 (2021: \$4,789,048) in respect of temporary differences and tax losses have not been recognised.

## 7) Cash and cash equivalents

Year ended 30 June	2022	2021
	US\$	US\$
Cash and cash equivalents	1,501,427	4,019,001

## 8) Trade &amp; other receivables

Year ended 30 June	2022	2021
	US\$	US\$
Trade receivables	1,808,899	2,458,447
Allowance for expected credit loss	(166,576)	(230,414)
Other current receivables	148,262	132,865
<b>Total trade &amp; other receivables</b>	<b>1,790,585</b>	<b>2,360,898</b>

Trade receivables are amounts due from customers for services performed or to be performed in the ordinary course of business. They are generally due for settlement within 30 days of invoicing. Trade receivables are recognised initially at the amount of consideration.

Due to the short-term nature of the trade and other receivables, their carrying amount is considered to be the same as their fair value.

Information about the impairment of trade receivables and the group's exposure to credit risk and foreign currency risk may be found at note 25.

The movement in the expected credit loss provision is set out in the following table:

Year ended 30 June	2022	2021
	US\$	US\$
Opening balance	230,414	-
Expected credit loss (ECL) on acquisition (refer note 21)	-	386,522
Debts written off against ECL provision <sup>1</sup>	(63,838)	(156,108)
<b>Total trade &amp; other receivables</b>	<b>166,576</b>	<b>230,414</b>

<sup>1</sup>The value of these debts were included in gross receivables on acquisition (refer note 21) and the value included in the ECL provision on acquisition.

## 9) Leases

Year ended 30 June	2022	2021
	US\$	US\$

## Lease receivables

Lease receivables - current	-	326,432
Lease receivables - non-current	-	-
<b>Subtotal</b>	<b>-</b>	<b>326,432</b>
Provision for recoverability of lease receivables	-	(326,432)
<b>Total - lease receivables</b>	<b>-</b>	<b>-</b>

## Lease liabilities

Lease liabilities - current	95,535	297,380
Lease liabilities - non-current	140,048	264,378
<b>Total lease liabilities</b>	<b>235,583</b>	<b>561,758</b>

Lease receivable	2022	2021
	US\$	US\$
Reconciliation of movement		
Opening Balance	326,432	351,452
Interest accrued	-	10,790
Lease repayments	-	(35,810)
<b>Balance as at 30 June (before impairment provision)</b>	<b>326,432</b>	<b>326,432</b>

Lease liability	2022	2021
	US\$	US\$
Reconciliation of movement		
Opening Balance	561,758	332,675
Additions to lease liabilities	-	419,181
Interest accrued	15,231	19,549
Lease repayments	(341,406)	(209,647)
<b>Balance as at 30 June (before provision)</b>	<b>235,583</b>	<b>561,758</b>

Lease liabilities are in relation to property leases for office space. The Company has the following property leases:

- Auckland, New Zealand – four (4) year term expiring 30 April 2025. The Company has the option to break the lease after two (2) years with three (3) months' notice plus a termination fee of NZ\$16,700. There are two (2) rights of renewal for a further two (2) years. Other than rental payments, the Company is not exposed to other material cash outflows under the terms of the lease.
- Melbourne, Australia – two (2) year term expiring 10 January 2023. Other than rental payments, the Company is not exposed to other material cash outflows under the terms of the lease.
- Los Angeles, US – lease was entered into on 1 August 2016 for a 65-month term. This property was sublet for a similar monthly rental and the lease payments to be received were recognised as lease receivables. During the financial year ended 30 June 2021, the sub-lessee stopped making payments in accordance with the sublease. A provision for the full amount of the lease receivable was made. During the financial year ended 30 June 2022, Change Financial and the sub-lessee finalised a settlement agreement and the sub-lessee paid the Company US\$100,000. Additionally, a separate sub-lease arrangement was agreed with a different party for a period of five months. Under this separate agreement, Change Financial was paid US\$60,000 upfront. The lease for the Los Angeles property expired on 30 June 2022. During the financial year ended 30 June 2022, Change Financial and the sub-lessee finalised a settlement agreement and the sub-lessee paid the Company US\$100,000. Additionally, a separate sub-lease arrangement was agreed with a different party for a period of five months.



Under this separate agreement, Change Financial was paid US\$60,000 upfront. The lease for the Los Angeles property expired on 30 June 2022.

The Company also has a property lease in Santo Domingo, Dominican Republic. This lease is on a month-to-month basis with rental payments expensed in the profit or loss as it is not within the scope of AASB 16 Leases.

## 10) Contract liabilities

As at	2022	2021
	US\$	US\$
Contract liabilities	3,094,507	2,714,047

The contract liabilities represent maintenance, services fees and project services fees invoiced in advance of the service being provided. Maintenance and service fees are invoice for periods of 3 to 12 months in advance of the maintenance or service period. A proportion of each project undertaken for customers is invoiced in advance of the project work being undertaken. All contract liabilities are expected to be recognised as revenue in the next twelve months.

## 11) Other current assets

Year ended 30 June	2022	2021
	US\$	US\$
Contract assets	227,197	184,861
Prepayments	267,691	141,702
Other current assets	146,069	41,640
<b>Total other current assets</b>	<b>640,957</b>	<b>368,203</b>

Contract assets arise where on a particular project the proportion of work performed on that project exceeds the amounts invoiced on that project to date. It is expected that 100% of contract assets will be invoiced in the next twelve months.

## 12) Property, plant and equipment

	2022	2021
	US\$	US\$
Office equipment at cost	184,935	141,595
Accumulated depreciation	(113,421)	(45,459)
<b>Closing carrying value</b>	<b>71,514</b>	<b>96,136</b>
Right of Use Assets at costs	419,181	419,181
Accumulated depreciation	(171,888)	(54,364)
<b>Closing carrying value</b>	<b>247,293</b>	<b>364,817</b>
<b>Total property, plant &amp; equipment</b>	<b>318,807</b>	<b>460,953</b>

Year ended 30 June	Right of Use Assets	Office equipment	Total
	US\$	US\$	US\$

**2022**

Open carrying amount	364,817	96,136	460,953
Additions	-	43,340	43,340
Depreciation expense	(117,524)	(67,962)	(185,486)
<b>Closing carrying amount</b>	<b>247,293</b>	<b>71,514</b>	<b>318,807</b>

**2021**

Open carrying amount	-	-	-
Assets acquired with business acquisition (refer note 21)	-	100,592	100,592
Additions	419,181	41,003	460,184
Depreciation expense	(54,364)	(45,459)	(99,823)
<b>Closing carrying amount</b>	<b>364,817</b>	<b>96,136</b>	<b>460,953</b>

**13) Intangible Assets**

Year ended 30 June	2022	2021
	US\$	US\$
Software acquired	4,131,733	4,792,810
Customer contracts	72,239	85,999
Software development	1,788,953	635,008
<b>Total intangible assets</b>	<b>5,992,925</b>	<b>5,513,817</b>

	Software Acquired	Customer Contracts	Software Development	Total
	US\$	US\$	US\$	US\$

**2022**

Opening carrying amount	4,792,810	85,999	635,008	5,513,817
Capitalisation of software developments	-	-	1,388,489	1,388,489
Amortisation expense	(661,077)	(13,760)	(234,544)	(909,381)
<b>Closing carrying amount</b>	<b>4,131,733</b>	<b>72,239</b>	<b>1,788,953</b>	<b>5,992,925</b>
<b>Expected useful life (years)</b>	<b>8</b>	<b>7</b>	<b>5</b>	
<b>Remaining useful life (years)</b>	<b>6.25</b>	<b>5.25</b>	<b>3.8</b>	

	Software Acquired	Customer Contracts	Software Development	Total
	US\$	US\$	US\$	US\$
<b>2021</b>				
Opening carrying amount	-	-	-	-
Acquired through business acquisition (refer note 21)	5,288,618	96,319	-	5,384,937
Capitalisation of software developments	-	-	664,510	664,510
Amortisation expense	(495,808)	(10,320)	(29,502)	(535,630)
<b>Closing carrying amount</b>	<b>4,792,810</b>	<b>85,999</b>	<b>635,008</b>	<b>5,513,817</b>
<b>Expected useful life (years)</b>	<b>8</b>	<b>7</b>	<b>5</b>	
<b>Remaining useful life (years)</b>	<b>7.25</b>	<b>6.25</b>	<b>4.8</b>	

## 14) Trade and other payables

Year ended 30 June	2022	2021
	US\$	US\$
<i>Unsecured liabilities</i>		
Accounts payable	627,054	573,328
Accrued expenses	340,000	592,516
Other payables	229,306	185,894
<b>Total trade and other payables</b>	<b>1,196,360</b>	<b>1,351,738</b>

These amounts represent liabilities for goods and services provided to the consolidated entity prior to the end of the financial year and which are unpaid. Due to their short-term nature they are measured at amortised cost and are not discounted. The amounts are unsecured and are usually paid within 30 days of recognition. The Group has financial risk management policies in place to ensure that all payables are paid within the credit time frame.

## 15) Provisions

Year ended 30 June	2022	2021
	US\$	US\$
<i>Unsecured liabilities</i>		
Employee leave provisions – current	1,289,088	1,035,100
Employee leave provisions – non-current	18,896	39,559
<b>Total provisions</b>	<b>1,307,984</b>	<b>1,074,659</b>

## 16) Other current liabilities

Year ended 30 June	2022	2021
	US\$	US\$
Sub-lease security deposit	12,000	-
<b>Total other current liabilities</b>	<b>12,000</b>	<b>-</b>

During the financial year ended 30 June 2022, Change Financial entered a sub-lease agreement over the Los Angeles property for a period of five months. One month security deposit was paid by the sub-lessee upon entering the agreement. Pending the property being in good condition as at 30 June 2022, being the end of the lease term, the amount is refundable by the Company to the sub-lessee.

## 17) Contributed equity

Year ended 30 June	2022	2021
	US\$	US\$
396,718,162 fully paid ordinary shares <sup>1</sup> (30 June 2021: 396,718,162)	42,519,906	42,519,906

<sup>1</sup> This amount excludes 1,170,506 (June 2020: 6,036,457) shares issued under the Loan Funded Share Plan (LFSP). These shares will be recognised in Share Capital when the loan advanced under the LFSP to acquire those shares is repaid. Total fully paid shares on issue at 30 June 2022 is 397,888,668.

There was no movement in the share capital for financial year ended 30 June 2022.

Details of the movement in share capital in the prior comparable period is set out below:

	Number of Shares	Value US\$
Opening balance as at 30 June 2020	268,097,714	34,767,894
April 2020 entitlement offer – shortfall placement	9,600,000	352,992
Cost associated with the shortfall placement	-	(12,512)
September 2020 Share Placement at A\$0.095 per share	67,433,542	4,553,517
Cost associated with the placement	-	(318,962)
October 2020 entitlement Offer at A\$0.095 per share	51,586,906	3,452,091
Costs associated with the entitlement offer	-	(275,114)
<b>Balance at 30 June 2021</b>	<b>396,718,162</b>	<b>42,519,906</b>

## 18) Reserves

Year ended 30 June	2022	2021
	US\$	US\$
Share based payment reserve (a)	4,321,962	4,230,067
Foreign currency translation reserve (b)	456,731	457,099
<b>Total reserves</b>	<b>4,778,693</b>	<b>4,687,166</b>

## (a) Share based payment reserve

Balance at the start of the period	4,230,067	4,114,477
Options issued	91,895	115,590
<b>Closing balance</b>	<b>4,321,962</b>	<b>4,230,067</b>

## (b) Foreign currency translation reserve

Balance at the start of the period	457,099	152,222
Exchange differences on translation of parent operation	(368)	304,877
<b>Closing balance</b>	<b>456,731</b>	<b>457,099</b>

**19) Accumulated Losses**

	2022	2021
	US\$	US\$
Opening balance of accumulated losses	(40,186,402)	(36,709,020)
Loss for the period	(3,768,493)	(3,477,382)
<b>Closing balance of accumulated losses</b>	<b>(43,954,895)</b>	<b>(40,186,402)</b>

**20) Reconciliation of profit after income tax to net cash inflow from operating activities**

Reconciliation of profit after income tax to net cash used in operating activities.

Year ended 30 June	2022	2021
	US\$	US\$
Loss for the year	(3,768,493)	(3,477,382)
Cost of funding	53,865	-
Depreciation and amortisation	1,094,867	635,453
Amortisation of borrowing costs	-	-
Share based payments	91,895	115,590
Gain on sale of investment	-	-
Capitalised interest	25,582	-
Impairment expense	-	326,432

**Change in operating assets and liabilities:**

Decrease (increase) in current receivables	529,055	(517,829)
Decrease (increase) in other current assets	(292,339)	(193,489)
Increase (decrease) in accounts payable	55,400	283,110
Increase (decrease) in employee liabilities	200,206	238,190
Increase (decrease) in tax liabilities	98,152	-
Increase (decrease) in other liabilities	(198,127)	118,761
Decrease (increase) in deferred tax assets	(101,819)	188,975
Increase (decrease) in deferred income	458,740	541,251
Exchange gains (losses)	(61,539)	4,892
<b>Net cash used in operating activities</b>	<b>(1,825,095)</b>	<b>(1,736,046)</b>



## 21) Business combinations

There were no acquisitions during the financial year ended 30 June 2022. Details of a prior year acquisition are outlined below.

On 1 October 2020 Change Labs NZ Pty Limited, a wholly owned subsidiary of Change Financial Limited, acquired the Wirecard business in Australia and New Zealand from Wirecard NZ Limited (Administrator appointed) and Wirecard Australia Pty Limited (Administrator Appointed) (together **Wirecard**).

Consideration transferred	US\$
Cash	4,492,416

Acquisition related expenses of US\$175,013 have been excluded from the consideration transferred and have been recognised as an expense in profit and loss in the year.

### Assets acquired and liabilities assumed at the date of acquisition

Trade receivables (i)	1,501,718
Contract assets	186,663
Other current assets	11,631
Plant & equipment	100,592
Software	5,288,618
Customer contracts	96,319
Deferred tax asset	188,975
Employee leave provisions	(759,360)
Contract liabilities	(2,122,740)
<b>Total assets acquired &amp; liabilities assumed at fair value</b>	<b>4,492,416</b>

(i) Trade receivables acquired with fair value of US\$1,501,718 had a gross contractual value of US\$1,888,240. The best estimate at acquisition date of the contractual cash flow not expected to be collected was US\$386,522.

Included in the annual results is revenue of US\$6,111,968 and profit before tax of US\$1,307,151 attributable to the business acquired from Wirecard.

Had the acquisition of the Wirecard business been effective from 1 July 2020 the revenue of the Group for the year ended 30 June 2021 would be US\$8,433,076. The Group loss after tax for the same period would be US\$3,202,207.

## 22) Subsidiaries

The consolidated financial statements include the assets, liabilities and results of the following subsidiaries:

Name of Entity	Country of Incorporation	Equity Type	Holding 2022 %	Holding 2021 %
Change Financial LLC	US	Membership units	100	100
Change Labs NZ Pty Ltd	Australia	Ordinary Shares	100	100
Change Financial Services Pty Ltd	Australia	Ordinary shares	100	100
Change Financial IP Pty Ltd	Australia	Ordinary shares	100	100
Change Financial Trading Pty Ltd	Australia	Ordinary shares	100	100
Change Financial Payment Services Pty Ltd	Australia	Ordinary shares	100	100

## 23) Earnings per share

Year ended 30 June	2022	2021
	US\$	US\$
Loss attributable to ordinary equity holders of Change Financial Limited	(3,768,493)	(3,477,382)
Weighted average number of ordinary shares used as a denominator in calculating basic earnings per share	396,718,162	366,946,691
Weighted average number of ordinary shares and dilutive potential ordinary shares used as a denominator calculating diluted earnings per share	396,718,162	366,946,691

Options and other potential equity securities on issue at the end of the period have not been included in the determination of diluted earnings per share as the Group has incurred a loss for the period and they are therefore not dilutive in nature.

## 24) Dividends

There were no dividends paid, recommended or declared during the current or previous period.

## 25) Financial risk management

The Group's activities may expose it to a variety of financial risks: market risk (including currency risk and interest rate risk), credit risk and liquidity risk. The Group's overall risk management program focuses on the unpredictability of financial markets and seeks to minimise potential adverse effects on the financial performance of the Group.

Risk management is carried out by senior management in consultation with the Board of Directors. The Board provides principles for overall risk management, as well as direction in specific areas.

### *Foreign currency risk*

Foreign currency risk arises from future commercial transactions and recognised financial assets and financial liabilities denominated in a currency that is not the entity's functional currency. The risk is measured using sensitivity analysis and cash flow forecasting.

At balance date, the Group had the following exposures to Australian dollars (A\$)	2022	2021
	US\$	US\$
Cash at bank	755,720	1,007,670
Current assets	1,051,411	586,054
Current liabilities	(2,536,098)	(1,785,274)
<b>Net financial assets designated in AUD</b>	<b>(728,967)</b>	<b>(191,550)</b>

At balance date, the Group had the following exposures to New Zealand dollars (NZ\$)	2022 US\$	2021 US\$
Cash at bank	256,735	371,184
Current assets	69,126	7,704
Current liabilities	(533,426)	(616,153)
<b>Net financial assets designated in NZD</b>	<b>(207,565)</b>	<b>(237,265)</b>

The Group minimises its exposure to foreign currency gains/loss on working capital balances by minimising the net balance held in foreign currency. The exposure to foreign currency movement arising from foreign current working capital balances held within the group is summarised below:

USD impact on profit or loss before tax of a 10% increase in foreign currency rates	2022 US\$	2021 US\$
AUD	(72,897)	(19,160)
NZD	(20,756)	(23,730)

The Group incurs operating costs in both AUD and NZD, the foreign currency impact of which is partly mitigated by revenues in those currencies. To mitigate the risk of short term volatility of the USD exchange rate of AUD and NZD, the Company holds cash balances in those currencies.

#### Interest rate risk

The Group's main interest rate risk arises from cash. Cash at variable rates expose the Group to cash flow interest rate risk. No hedging instruments are used. As at the reporting date, the Group had cash and cash equivalents of \$1,501,427 (2021: \$4,019,001) subject to variable interest rates of less than 0.05% (2021: 0.05%). At 30 June 2022, if interest rates had changed by +/- 1% from the year-end rates with all other variables held constant the impact would be immaterial.

The Company has borrowings which have a fixed interest rate. Accordingly, the Company is not subject to interest rate risk on these on the borrowings.

#### Credit risk

Credit risk refers to the risk that a counterparty will default on its contractual obligations resulting in a financial loss to the Group. Credit risk arises from cash and cash equivalents, outstanding trade and other receivables.

The Group applies the simplified approach to measuring expected credit losses which uses a lifetime expected loss allowance for all trade receivables.

Expected credit losses are measured by grouping trade receivables on a shared risk basis. The shared risk has been determined as being by days past due. A provision percentage is then determined based on the historic credit loss for each group of customers by age adjusted for any material expected changes to the future credit risk for that customer group.

2022 Ageing category	Current	0-30 days past due US\$	31-60 days past due US\$	61-90 days past due US\$	>90 days past due US\$	Total US\$
Trade receivable	1,164,538	221,746	-	36,357	386,258	1,808,899
Provision matrix	1%	2%	5%	10%	38%	
<b>Total</b>	<b>11,645</b>	<b>4,435</b>	<b>-</b>	<b>3,636</b>	<b>146,860</b>	<b>166,576</b>

2021 Ageing category	Current	0-30 days past due US\$	31-60 days past due US\$	61-90 days past due US\$	>90 days past due US\$	Total US\$
Trade receivable	1,089,616	668,211	54,630	18,096	627,894	2,458,447
Provision matrix	1%	2%	5%	10%	32%	
<b>Total</b>	<b>10,896</b>	<b>13,364</b>	<b>2,731</b>	<b>1,810</b>	<b>201,613</b>	<b>230,414</b>

### Liquidity Risk

The Group manages liquidity risk by maintaining adequate cash balances and by continuously monitoring forecasts and actual cash flows matching maturity profiles of financial assets and liabilities.

### (i) Financing arrangements

The Group does not have access to any undrawn borrowing facilities at the end of the reporting period.

### (ii) Maturities of financial liabilities

At period end the Group had trade and other payables of US\$1,196,360 (2021: \$1,351,738) which have a maturity of less than 6 months. The Group had no current borrowings (2021: nil). The Group had non-current borrowings of US\$1,058,230 (2021: nil). The total lease payments to be made in the next 12 months are US\$95,535 (2021: US\$297,380) and the period later than 12 months and less than 5 years US\$140,048 (2021: US\$264,378). The Group has no other financial liabilities.

## 26) Parent entity financial information

The individual financial statements for the Parent entity show the following aggregate amounts:

As at 30 June	2022 US\$	2021 US\$
Current assets	329,418	1,019,267
Non-current assets	3,161,002	7,977,641
<b>Total assets</b>	<b>3,490,419</b>	<b>8,996,908</b>
Current liabilities	(209,545)	(211,501)
Non-current liabilities	(1,062,563)	-
<b>Total liabilities</b>	<b>(1,272,108)</b>	<b>(211,501)</b>
<b>Net Assets</b>	<b>2,218,311</b>	<b>8,785,407</b>
<b>Shareholders' equity</b>		
Issued Capital	42,519,906	42,519,906
Reserves	4,778,693	4,687,167
Accumulated losses	(45,080,288)	(38,421,666)
<b>Total shareholders' equity</b>	<b>2,218,311</b>	<b>8,785,407</b>
Loss for the period	(6,658,622)	(1,712,646)
Total comprehensive loss	(6,658,990)	(1,407,769)

## 27) Key management personnel disclosures

### **Directors**

The following persons were directors of Change Financial Limited during the financial year:

### **Non-executive Directors**

Benjamin Harrison

Ian Leijer

Harley Dalton (resigned 25 November 2021)

Thomas Russell (appointed 1 November 2021)

Edward Grobler (appointed 25 November 2021)

### **Executive Directors**

Alastair Wilkie – Chief Executive Officer & Managing Director (appointed Managing Director 25 November 2021)

### **Other key management personnel**

The following persons also had responsibility for planning, directing and controlling the activities of the Group, directly or indirectly, during the financial year. They are employed by Change Financial Limited, Change Financial Services Pty Ltd and Change Financial LLC.

Clayton Fossett – Chief Operating Officer (appointed 27 March 2015)

Vinnie D'Alessandro – Chief Technology Officer (appointed 16 November 2020)

Tony Sheehan – Chief Financial Officer (appointed 19 July 2021)

Arnold Lee – Chief Technology Officer (appointed 1 September 2021)

### **Key management personnel compensation**

Year ended 30 June	2022	2021
	US\$	US\$
Short term employee benefits	1,214,926	792,579
Non-monetary benefits	457	4,105
Post-employment benefits	61,983	25,831
Long term benefits	9,981	5,908
Share based payments	84,223	24,666
<b>Total</b>	<b>1,371,570</b>	<b>853,089</b>

Detailed remuneration disclosures are provided in the remuneration report.

## 28) Remuneration of auditors

The auditor of Change Financial Limited is Pitcher Partners.

Year ended 30 June	2022	2021
	US\$	US\$
<b>Amounts received or due and receivable for current auditors:</b>		
An audit or review of the financial report of the entity and any other entity in the consolidated group	70,498	61,723
Other services in relation to the entity and any other entity in the consolidated group:		
tax compliance services	8,052	19,588
tax advisory and due diligence services	25,145	31,384
consulting services	-	13,327
<b>Total</b>	<b>103,695</b>	<b>126,022</b>

## 29) Related Party Transactions

The following transactions with key management personnel and their associated entities:

On 31 January 2022, Change secured a A\$1.5 million unsecured term facility (Facility). The funder is Altor Capital via ACM AEPF Pty Ltd ATF Altor Emerging PIPE Fund (Funder). The Company engaged Altor Advisory Partners Pty Ltd (AAP) to arrange the Facility. Mr Harley Dalton, a Director of the Company until 25 November 2021, is a director and controlling shareholder of Altor Capital Pty Limited which wholly owns AAP. The Funder and AAP are also related parties of Mr Dalton. Additionally, the Company continued to engage AAP to provide accounting and bookkeeping services until 30 September 2021. These services were provided on market commercial terms. The Funder and AAP may remain a related party for six months post Mr Dalton's cessation as a Director, being 25 November 2021.

Benjamin Harrison is the Chief Investment Officer of the Altor Capital Pty Ltd group entities (Altor Group). Thomas Russell is the Chief Operating Officer and Investment Director of the Altor Group. Mr Harrison and Mr Russell are not directors of, nor do they control any Altor Group entities, including the Funder. However, Mr Harrison and Mr Russell, as consultants of the Altor Group, may be entitled to remuneration under their relevant engagement agreements. Notwithstanding that, Altor Group is not considered a related party of Mr Harrison or Mr Russell.

Transactions with Related Parties	2022	2021
	US\$	US\$
<b>Amounts recognised as expense</b>		
Accounting and bookkeeping fees	10,961	44,955
<b>Amounts recognised in equity (cost of funds raised)</b>		
Capital raising & management fees	-	127,730

## 30) Contingent liabilities

The Group has no contingent liabilities.



### 31) Commitments

The Group is required to pay to certain minimum payments under contracts for services, the amounts of which are set out in the table below. These contractual commitments relate to payment system connectivity in the US.

	2022	2021
	US\$	US\$

#### Payments contracted for but not recognised in the financial statements:

Not later than 12 months	300,000	275,000
Later than 12 months but not later than five years	950,000	1,250,000
Later than 5 years	-	-
<b>Total</b>	<b>1,250,000</b>	<b>1,525,000</b>

### 32) Share Based Payments

#### (a) Employee option Plan

Share options of the parent were granted to senior executives of the Group as part of their remuneration package. Their options were granted under their employment contracts for no consideration.

Set out below are summaries of options granted to executives during the year:

	2022		2021	
	Average exercise price Per share Option	Number of options	Average exercise price Per share Option	Number of options
<b>As at 1 July</b>	A\$0.21	6,050,000	A\$0.22	4,750,000
Granted during the year <sup>1</sup>	A\$0.22	5,500,000	A\$0.24	1,800,000
Cancelled during the year <sup>2</sup>	Nil	Nil	A\$0.29	(2,000,000)
Granted during the year to <sup>2</sup> replace cancelled options	Nil	Nil	A\$0.25	2,000,000
Expired/forfeited	Nil	Nil	A\$0.83	(500,000)
<b>As at 30 June</b>	<b>A\$0.21</b>	<b>11,550,000</b>	<b>A\$0.21</b>	<b>6,050,000</b>
<b>Vested and exercisable at 30 June</b>		<b>2,900,000</b>		<b>1,500,000</b>

<sup>1</sup> Includes options issued to Mr Sheehan, Mr Lee and Mr Fossett as disclosed in the remuneration report. The other 500,000 were issued to an employee which vest on the achievement of certain individual performance measures.

<sup>2</sup> These options were surrendered and reissued to Mr. Wilkie on 27 May 2021 as disclosed in the remuneration report. The incremental fair value of the replacement options compared to the options surrendered was US\$6,165 using the Black Scholes option pricing methodology and the model inputs as set out in note 32(b) below for the 2021 year.

Share options outstanding at the end of the year have the following expiry dates and exercise prices:

Grant Date	Expiry	Term (years)	Exercise Price A\$	2022 Number	2021 Number
28 Oct 2019	28 Oct 2022	3	0.001	500,000	500,000
28 Oct 2019	28 Oct 2022	3	0.200	1,000,000	1,000,000
5 Dec 2019	5 Dec 2022	3	0.200	750,000	750,000
27 May 2021	28 Oct 2022	1.4	0.200	1,000,000	1,000,000
27 May 2021	28 Oct 2022	1.4	0.300	1,000,000	1,000,000
27 May 2021	16 Nov 2023	3	0.020	650,000	650,000
27 May 2021	16 Nov 2023	3	0.260	1,150,000	1,150,000
12 Apr 2022	4 Nov 2024	2.6	0.200	500,000	-
12 Apr 2022	4 Nov 2024	2.6	0.260	1,000,000	-
12 Apr 2022	19 Jul 2024	2.3	0.001	500,000	-
12 Apr 2022	19 Jul 2024	2.3	0.200	500,000	-
12 Apr 2022	19 Jul 2024	2.3	0.260	1,000,000	-
12 Apr 2022	1 Sep 2024	2.4	0.200	500,000	-
12 Apr 2022	1 Sep 2024	2.4	0.260	1,000,000	-
12 Apr 2022	16 Aug 2024	2.3	0.200	250,000	-
12 Apr 2022	16 Aug 2024	2.3	0.260	250,000	-
<b>Total</b>				<b>11,550,000</b>	<b>6,050,000</b>
<b>Weighted average remaining contractual life of options outstanding at year end (years)</b>				<b>1.4</b>	<b>1.6</b>

**(b) Fair value of options granted**

The assessed fair value of options granted during the year was an average of A\$0.024 (2021:A\$0.022) per option. The fair value at grant date is independently determined using the Black-Scholes method of option pricing taking into account the exercise price, the term of the option, the share price at grant date and expected price volatility of the underlying shares, the expected dividend yield, the risk-free rate for the term of the options.

The model inputs for options granted during the year ended 30 June 2021 included;

- (i) options are granted for no consideration;
- (ii) exercise price of options granted as set out in the table above;
- (iii) expiry dates as set out in the table above;
- (iv) share price of \$0.117 for shares granted on 27 May 2021;
- (v) expected volatility of 75%;
- (vi) expected dividend yield of nil; and
- (vii) risk-free interest rate of 0.33%.

The model inputs for options granted during the year ended 30 June 2022 included;

- (i) options are granted for no consideration;
- (ii) exercise price of options granted as set out in the table above;
- (iii) expiry dates as set out in the table above;
- (iv) share price of A\$0.087 for options granted on 12 April 2022;
- (v) expected volatility of 75%;
- (vi) expected dividend yield of nil; and
- (vii) risk-free interest rate of 3.29%.

The expected volatility is based on the historic volatility adjusted for any expected changes to the future volatility due to publicly available information.

(c) *Expenses arising from share-based payment transactions*

Year ended 30 June	2022	2021
	US\$	US\$
Share based payments expense	91,895	115,590
<b>Total</b>	<b>91,895</b>	<b>115,590</b>

**33) Borrowings**

On 31 January 2022, Change secured a A\$1.5 million unsecured term facility (Facility). The key commercial terms of the Facility are:

- Amount – up to A\$1.5 million
- Drawdown – draw down in three (3) tranches of A\$0.3 million, A\$0.6 million and A\$0.6 million at the election of the Company
- Security – unsecured
- Interest rate – 13.0% pa fixed, accrued and capitalised monthly
- Establishment fee – 2.0% of the Facility, to be offset against the first draw down
- Term – 24 months
- Repayment – Facility will be repaid in cash at Term
- Funder – Altor Capital via ACM AEPF Pty Ltd ATF Altor Emerging PIPE Fund

	2022			2021		
	Current	Non-current	Total	Current	Non-current	Total
	US\$	US\$	US\$	US\$	US\$	US\$
Unsecured Loan	-	1,058,230	1,058,230	-	-	-
<b>Total</b>	<b>-</b>	<b>1,058,230</b>	<b>1,058,230</b>	<b>-</b>	<b>-</b>	<b>-</b>

**34) Events occurring after the reporting period**

Subsequent to the year ending 30 June 2022, the Company successfully completed a A\$5.72 million capital raising. The capital raising was undertaken through a placement and a fully underwritten non-renounceable entitlement offer. The funds raised will be used as working capital to continue the commercialisation and enhancement of the Company's payment platform and direct issuing capabilities as well as funding a A\$0.75 million debt repayment and costs of the offer.

Additionally, following completion of the integration of the strategic acquisition and the strong progress on the transition to a PaaS (recurring) cloud offering, the Company realigned the cost base to streamline the business and enable future growth to be delivered profitably.

## Directors' Declaration


In the opinion of the Directors:

- (a) the financial statements and notes set out on pages 35 to 67 are in accordance with the Corporations Act 2001, including:
  - (i) complying with Australian Accounting Standards and the Corporations Regulations 2001 and other mandatory professional reporting requirements; and
  - (ii) giving a true and fair view of the Group's financial position as at 30 June 2022 and of its performance for the financial year ended on that date; and
- (b) there are reasonable grounds to believe that the Group will be able to pay its debts as and when they become due and payable.

Note 1(a) confirms that the financial statements also comply with International Financial Reporting Standards as issued by the International Accounting Standards Board.

The Directors have been given the declarations by the Chief Executive Officer and Chief Financial Officer required by section 295A of the Corporations Act 2001.

This declaration is made in accordance with a resolution of the Directors.



**Benjamin Harrison**  
Chairman

31 August 2022

Level 38, 345 Queen Street  
Brisbane, QLD 4000

Postal address  
GPO Box 1144  
Brisbane, QLD 4001

p. +61 7 3222 8444

## Independent Auditor's Report to the Members of Change Financial Limited

### Report on the Audit of the Financial Report

#### *Opinion*

We have audited the financial report of Change Financial Limited ("the Company") and its controlled entities ("the Group"), which comprises the consolidated statement of financial position as at 30 June 2022, the consolidated statement of profit or loss, the consolidated statement of comprehensive income, the consolidated statement of changes in equity and the consolidated statement of cash flows for the year then ended, notes to the financial statements including a summary of significant accounting policies, and the Directors' declaration.

In our opinion, the accompanying financial report of the Group is in accordance with the *Corporations Act 2001*, including:

- (a) giving a true and fair view of the Group's financial position as at 30 June 2022 and of its financial performance for the year then ended; and
- (b) complying with Australian Accounting Standards and the *Corporations Regulations 2001*.

#### *Basis for Opinion*

We conducted our audit in accordance with Australian Auditing Standards. Our responsibilities under those standards are further described in the *Auditor's Responsibilities for the Audit of the Financial Report* section of our report. We are independent of the Group in accordance with the auditor independence requirements of the *Corporations Act 2001* and the ethical requirements of the Accounting Professional and Ethical Standards Board's APES 110 *Code of Ethics for Professional Accountants (including Independence Standards)* ("the Code") that are relevant to our audit of the financial report in Australia. We have also fulfilled our other ethical responsibilities in accordance with the Code.

We confirm that the independence declaration required by the *Corporations Act 2001*, which has been given to the directors of the Company, would be in the same terms if given to the directors as at the time of this auditor's report.

We believe that the audit evidence we have obtained is sufficient and appropriate to provide a basis for our opinion.

#### *Key Audit Matters*

Key audit matters are those matters that, in our professional judgement, were of most significance in our audit of the financial report of the current period. These matters were addressed in the context of our audit of the financial report as a whole, and in forming our opinion thereon, and we do not provide a separate opinion on these matters.

Brisbane Sydney Newcastle Melbourne Adelaide Perth

Pitcher Partners is an association of independent firms.  
An Independent Queensland Partnership ABN 84 797 724 539. Liability limited by a scheme approved under Professional Standards Legislation.  
Pitcher Partners is a member of the global network of Baker Tilly International Limited, the members of which are separate and independent legal entities.

 **bakertilly**  
NETWORK MEMBER

[pitcher.com.au](https://pitcher.com.au)

NIGEL FISCHER  
MARK NICHOLSON  
PETER CAMENZULI

JASON EVANS  
KYLIE LAMPRECHT  
NORMAN THURECHT

BRETT HEADRICK  
WARWICK FACE  
COLE WILKINSON

SIMON CHUN  
JEREMY JONES  
TOM SPLATT

JAMES FIELD  
DANIEL COLWELL  
ROBYN COOPER

FELICITY CRIMSTON  
CHERYL MASON  
KIERAN WALLIS

MURRAY GRAHAM  
ANDREW ROBIN  
KAREN LEVINE

Key Audit Matter	How our audit addressed the key audit matter
<b>Revenue Recognition</b> <i>(Refer to note 4, note 10 and note 11)</i>	
<p>The Group earns revenue from different revenue streams. The amount of revenue recognised during the year is dependent on meeting revenue recognition criteria, which varies between revenue streams, under Australian Accounting Standards and the Group's revenue recognition policies which are set out in note 1(g).</p> <p>Contract liabilities represent maintenance, service fees and project service fees invoiced in advance of the service being provided. These amounts are disclosed in note 10.</p> <p>Contract assets arise where on a particular project the proportion of work performed on that project exceeds the amounts invoiced on that project to date. These amounts are disclosed at note 11.</p>	<p>Our audit procedures included, amongst others:</p> <ul style="list-style-type: none"> <li>• Understanding and evaluating the design and implementation of relevant controls over revenue recognition;</li> <li>• Testing revenue from contract with customers recognised throughout the year to ensure existence and accuracy.</li> <li>• Testing trade receivables and contract assets recognised at the balance date to obtain evidence of the existence and accuracy of the assets and testing contract liabilities recognised at the balance date to obtain evidence of the completeness and accuracy of the liabilities, together with the corresponding revenue from contracts with customers recognised at year end; and</li> <li>• Assessing the adequacy of the disclosures in the financial report.</li> </ul>
<b>Intangible assets</b> <i>(Refer to note 13)</i>	
<p>During the year, the Group capitalised US\$1.4 million of internal software development costs primarily in respect to its Vertexon PaaS platform.</p> <p>The Group's accounting policy is described in note 1(k).</p> <p>The capitalisation of internal software development costs is a key audit matter due to the judgement involved in assessing whether the recognition criteria set out in AASB 138 <i>Intangible Assets</i> have been satisfied.</p>	<p>Our audit procedures included, amongst others:</p> <ul style="list-style-type: none"> <li>• Understanding and evaluating the design and implementation of relevant controls over the capitalisation of internal software development costs;</li> <li>• Assessing whether the costs capitalised satisfy the recognition criteria under AASB 138 <i>Intangible Assets</i>;</li> <li>• Reviewing management's assessment to determine whether the project will generate probable future economic benefits;</li> <li>• Completing substantive tests of detail over the capitalised software development costs and assessing whether recognition criteria had been met; and</li> <li>• Assessing the adequacy of the relevant disclosures in the financial report.</li> </ul>

### Other Information

The directors are responsible for the other information. The other information comprises the Corporate Directory, Chairman's Letter, CEO & Managing Director's Report, Directors' Report, Corporate Governance Statement and ASX Additional Disclosure which was obtained as at the date of our audit report, but does not include the financial report and our auditor's report thereon.

Our opinion on the financial report does not cover the other information and accordingly we do not express any form of assurance conclusion thereon.



In connection with our audit of the financial report, our responsibility is to read the other information and, in doing so, consider whether the other information is materially inconsistent with the financial report or our knowledge obtained in the audit or otherwise appears to be materially misstated.

If, based on the work we have performed, we conclude that there is a material misstatement of this other information, we are required to report that fact. We have nothing to report in this regard.

### *Responsibilities of the Directors for the Financial Report*

The directors of the Company are responsible for the preparation of the financial report that gives a true and fair view in accordance with Australian Accounting Standards and the *Corporations Act 2001* and for such internal control as the directors determine is necessary to enable the preparation of the financial report that gives a true and fair view and is free from material misstatement, whether due to fraud or error.

In preparing the financial report, the directors are responsible for assessing the ability of the Group to continue as a going concern, disclosing, as applicable, matters related to going concern and using the going concern basis of accounting unless the directors either intend to liquidate the Group or to cease operations, or has no realistic alternative but to do so.

### *Auditor's Responsibilities for the Audit of the Financial Report*

Our objectives are to obtain reasonable assurance about whether the financial report as a whole is free from material misstatement, whether due to fraud or error, and to issue an auditor's report that includes our opinion. Reasonable assurance is a high level of assurance, but is not a guarantee that an audit conducted in accordance with the Australian Auditing Standards will always detect a material misstatement when it exists. Misstatements can arise from fraud or error and are considered material if, individually or in the aggregate, they could reasonably be expected to influence the economic decisions of users taken on the basis of this financial report.

As part of an audit in accordance with the Australian Auditing Standards, we exercise professional judgement and maintain professional scepticism throughout the audit. We also:

- Identify and assess the risks of material misstatement of the financial report, whether due to fraud or error, design and perform audit procedures responsive to those risks, and obtain audit evidence that is sufficient and appropriate to provide a basis for our opinion. The risk of not detecting a material misstatement resulting from fraud is higher than for one resulting from error, as fraud may involve collusion, forgery, intentional omissions, misrepresentations, or the override of internal control.
- Obtain an understanding of internal control relevant to the audit in order to design audit procedures that are appropriate in the circumstances, but not for the purpose of expressing an opinion on the effectiveness of the Group's internal control.
- Evaluate the appropriateness of accounting policies used and the reasonableness of accounting estimates and related disclosures made by the directors.
- Conclude on the appropriateness of the directors' use of the going concern basis of accounting and, based on the audit evidence obtained, whether a material uncertainty exists related to events or conditions that may cast significant doubt on the Group's ability to continue as a going concern. If we conclude that a material uncertainty exists, we are required to draw attention in our auditor's report to the related disclosures in the financial report or, if such disclosures are inadequate, to modify our opinion. Our conclusions are based on the audit evidence obtained up to the date of our auditor's report. However, future events or conditions may cause the Group to cease to continue as a going concern.
- Evaluate the overall presentation, structure and content of the financial report, including the disclosures, and whether the financial report represents the underlying transactions and events in a manner that achieves fair presentation.
- Obtain sufficient appropriate audit evidence regarding the financial information of the entities or business activities within the Group to express an opinion on the financial report. We are responsible for the direction, supervision and performance of the Group audit. We remain solely responsible for our audit opinion.

We communicate with the directors regarding, among other matters, the planned scope and timing of the audit and significant audit findings, including any significant deficiencies in internal control that we identify during our audit.

We also provide the directors with a statement that we have complied with relevant ethical requirements regarding independence, and to communicate with them all relationships and other matters that may reasonably be thought to bear on our independence, and where applicable, related safeguards.

From the matters communicated with the directors, we determine those matters that were of most significance in the audit of the financial report of the current period and are therefore the key audit matters. We describe these matters in our auditor's report unless law or regulation precludes public disclosure about the matter or when, in extremely rare circumstances, we determine that a matter should not be communicated in our report because the adverse consequences of doing so would reasonably be expected to outweigh the public interest benefits of such communication.

## **Report on the Remuneration Report**

### *Opinion on the Remuneration Report*

We have audited the Remuneration Report included in pages 13 to 22 of the directors' report for the year ended 30 June 2022. In our opinion, the Remuneration Report of Change Financial Limited, for the year ended 30 June 2022, complies with section 300A of the *Corporations Act 2001*.

### *Responsibilities*

The directors of the Company are responsible for the preparation and presentation of the Remuneration Report in accordance with section 300A of the *Corporations Act 2001*. Our responsibility is to express an opinion on the Remuneration Report, based on our audit conducted in accordance with Australian Auditing Standards.



PITCHER PARTNERS



DANIEL COLWELL  
Partner

Brisbane, Queensland  
31 August 2022

# ASX Additional Disclosure

## Shareholder information at 15 August 2022

### Shareholding Distribution

Size of Shareholder	Number of Shares	% of Issued Capital	Number of Holders	% of Holders
100,001 and Over	375,233,734	90.88	439	18.13
50,001 to 100,000	16,820,928	4.07	216	8.92
10,001 to 50,000	16,374,536	3.97	635	26.23
5,001 to 10,000	2,679,155	0.65	336	13.88
1,001 to 5,000	1,620,561	0.39	515	21.27
1 to 1,000	159,754	0.04	280	11.57
<b>Total</b>	<b>412,888,668</b>	<b>100.00</b>	<b>2,421</b>	<b>100.00</b>

### Top 20 Shareholders

Rank	Number of Shares	Number of Holders	% of Issued Capital
1	BART PROPERTIES PTY LTD	14,559,133	3.53
2	ALTOR CAPITAL MANAGEMENT PTY LTD	12,237,514	2.96
3	BOND STREET CUSTODIANS LIMITED	10,400,000	2.52
4	BNP PARIBAS NOMINEES PTY LTD	9,623,020	2.33
5	BJT903 PTY LTD	9,200,935	2.23
6	CPX HOLDINGS, L.L.C.	8,333,333	2.02
7	MR COLIN WILLIAM MACLEOD & MRS LINDA ELIZABETH MACLEOD	7,000,000	1.70
8	RIGGS AND RUMPS PASTORAL PTY LTD	6,912,500	1.67
9	MR DAVID FREDERICK OAKLEY	6,910,960	1.67
10	ADMIRANDUS PTY LTD	5,000,000	1.21
10	BOND STREET CUSTODIANS LIMITED	5,000,000	1.21
11	CS THIRD NOMINEES PTY LIMITED	4,894,545	1.19
12	MR MANFRED DIETER LAGEMANN	4,890,873	1.18
13	GERSEKOWSKI SUPER FUND PTY LTD	4,800,000	1.16
14	BOND STREET CUSTODIANS LIMITED	4,691,000	1.14
15	HESF SUPER PTY LTD	4,600,000	1.11
16	JMB PEARCE PTY LTD	4,500,000	1.09
17	NAREENEN PTY LTD	4,340,261	1.05
18	BOND STREET CUSTODIANS LIMITED	4,000,000	0.97
19	MR ANDREW DOMINIC HENRY LAU	3,998,000	0.97
20	LEMEURICE PTY LTD	3,950,000	0.96
TOTAL		139,842,074	33.87

## Unquoted Options

Option ex price and expiry	Number of Options	Number of Holders
Options @ A\$0.001 expiry 28 Oct 22	500,000	1
Options @ A\$0.20 expiry 28 Oct 22	1,000,000	1
Options @ A\$0.20 expiry 28 Oct 22	1,000,000	1
Options @ A\$0.30 expiry 28 Oct 22	1,000,000	1
Options @ A\$0.20 expiry 5 Dec 22	750,000	1
Options @ A\$0.20 expiry 16 Nov 23	650,000	2
Options @ A\$0.26 expiry 16 Nov 23	1,150,000	2
Options @ A\$0.20 expiry 4 Nov 24	500,000	1
Options @ A\$0.26 expiry 4 Nov 24	1,000,000	1
Options @ A\$0.001 expiry 19 Jul 24	500,000	1
Options @ A\$0.20 expiry 19 Jul 24	500,000	1
Options @ A\$0.26 expiry 19 Jul 24	1,000,000	1
Options @ A\$0.20 expiry 1 Sep 24	500,000	1
Options @ A\$0.26 expiry 1 Sep 24	1,000,000	1
Options @ A\$0.20 expiry 16 Aug 24	250,000	1
Options @ A\$0.26 expiry 16 Aug 24	250,000	1
<b>Total</b>	<b>11,550,000</b>	<b>7</b>

## Substantial Shareholders

There were no substantial holders as disclosed in substantial holder notices given to the Company.

## Unmarketable Parcels

The number of shareholders held in less than marketable parcels was 1,024 with total shares of 3,400,861.



# change.

---

**Change Financial Limited**

**Website** [www.changefinancial.com](http://www.changefinancial.com)  
**ACN** 150 762 351

**Registered Address** Level 11, 82 Eagle Street, Brisbane QLD 4000  
**Postal Address** c/o Change Financial Limited, GPO Box 5011, Brisbane QLD 4001