



07 October 2021

ASX ANNOUNCEMENT

Online Meeting Guide

Attached is the Online Meeting Guide from Link Market Services in relation to ImpediMed Limited's (ASX:IPD) 2021 Annual General Meeting, which is being held as a virtual event on Wednesday 10 November 2021 at 9.00am AEDT.

Authorised for release by the Company Secretary.

Contact Details

Investor relations Contact:

Mike Bassett, ImpediMed

T: +61 407 431 432

E: mbassett@impedimed.com

About ImpediMed

Founded and headquartered in Brisbane, Australia with US and European operations, ImpediMed is a medical technology company that uses bioimpedance spectroscopy (BIS) technology to generate powerful data to maximise patient health.

ImpediMed produces a family of FDA cleared and CE Marked medical devices, including SOZO® for multiple indications including heart failure, lymphoedema, and protein calorie malnutrition sold in select markets globally.

For more information, visit www.impedimed.com.

Online Meeting Guide

Before you begin

Ensure your browser is compatible.
Check your current browser by going to the website: **whatismybrowser.com**

Supported browsers are:


- Chrome – Version 44 & 45 and after
- Firefox – 40.0.2 and after
- Safari – OS X v10.9 & OS X v10.10 and after
- Internet Explorer 9 and up
- Microsoft Edge - 92.0 and after

To attend and vote you must have your securityholder number and postcode.

Appointed Proxy: Your proxy number will be provided by Link before the meeting.

Please make sure you have this information before proceeding.

Online Meeting Guide



Step 1

Open your web browser and go to <https://agmlive.link/IPD21>

Step 2

Log in to the portal using your full name, mobile number, email address, and participant type.

Please read and accept the terms and conditions before clicking on the blue **‘Register and Watch Meeting’** button.

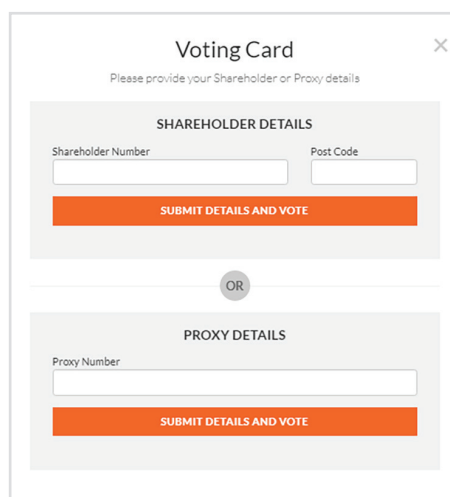
- On the left – a live audio webcast of the Meeting
- On the right – the presentation slides that will be addressed during the Meeting
- At the bottom – buttons for ‘Get a Voting Card’, ‘Ask a Question’ and a list of company documents to download

Note: If you close your browser, your session will expire and you will need to re-register. If using the same email address, you can request a link to be emailed to you to log back in.

1. Get a Voting Card

To register to vote – click on the ‘Get a Voting Card’ button.

This will bring up a box which looks like this.

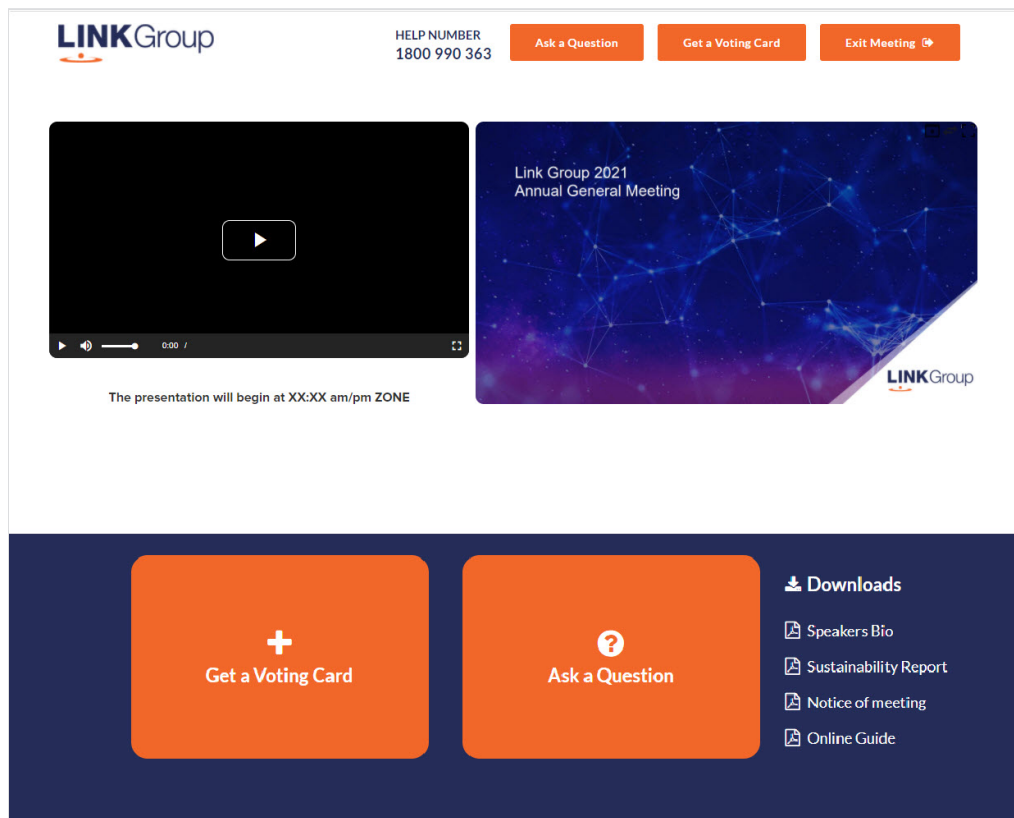


If you are an individual or joint securityholder you will need to register and provide validation by entering your securityholder number and postcode.

If you are an appointed Proxy, please enter the Proxy Number issued by Link in the PROXY DETAILS section. Then click the **‘SUBMIT DETAILS AND VOTE’** button.

Once you have registered, your voting card will appear with all of the resolutions to be voted on by securityholders at the Meeting (as set out in the Notice of Meeting). You may need to use the scroll bar on the right hand side of the voting card to view all resolutions.

Securityholders and proxies can either submit a Full Vote or Partial Vote.



ABC COMPANY PTY LTD
X123456789

Voting Card

Please complete your vote by selecting the required voting instruction (For, Against or Abstain) for each resolution. If you would like complete a partial vote, please specify the number of votes for each resolution in the Partial Vote section. Proxy holder votes will only be applied to discretionary (undirected) votes. Directed votes will be applied as per the Unitholder's voting instructions.

Full Vote
Partial Vote

Resolution 2B
For
Against
Abstain

RE-ELECTION OF MRL ABC AS A DIRECTOR

Resolution 2C
For
Against
Abstain

RE-ELECTION OF MS XYZ AS A DIRECTOR

Resolution 3
For
Against
Abstain

INCREASE TO DIRECTORS' MAXIMUM FEE POOL LIMIT

Resolution 4
For
Against
Abstain

ADOPTION OF REMUNERATION REPORT

SUBMIT VOTE

Full Votes

To submit a full vote on a resolution ensure you are in the **'Full Vote'** tab. Place your vote by clicking on the **'For'**, **'Against'**, or **'Abstain'** voting buttons.

Partial Votes

To submit a partial vote on a resolution ensure you are in the **'Partial Vote'** tab. You can enter the number of votes (for any or all) resolution/s. The total amount of votes that you are entitled to vote for will be listed under each resolution. When you enter the number of votes it will automatically tally how many votes you have left.

Note: If you are submitting a partial vote and do not use all of your entitled votes, the un-voted portion will be submitted as No Instruction and therefore will not be counted.

Once you have finished voting on the resolutions scroll down to the bottom of the box and click on the **'Submit Vote'** or **'Submit Partial Vote'** button.

Note: You can close your voting card without submitting your vote at any time while voting remains open. Any votes you have already made will be saved for the next time you open up the voting card. The voting card will appear on the bottom left corner of the webpage. The message **'Not yet submitted'** will appear at the bottom of the page.

You can edit your voting card at any point while voting is open by clicking on **'Edit Card'**. This will reopen the voting card with any previous votes made.

At the conclusion of the Meeting a red bar with a countdown timer will appear at the top of the Webcast and Slide windows advising the remaining voting time. Please make any changes and submit your voting cards.

Once voting has been closed all submitted voting cards cannot be changed.

Online Meeting Guide *continued*

2. How to ask a question

Note: Only securityholders, Proxy Holders, Corporate Representatives and Attorneys are eligible to ask questions.

If you have yet to obtain a voting card, you will be prompted to enter your securityholder number or proxy details before you can ask a question. To ask a question, click on the 'Ask a Question' button either at the top or bottom of the webpage.

The 'Ask a Question' box will then pop up with two sections for completion.

Ask a Question

We welcome any questions that you may have and will endeavour to answer all questions during the AGM. To submit a question, please select what the question pertains to and type your question in the provided area. If you have multiple questions please submit each individually.

Regarding General Business

Question

Type your question here...

Submit Question

In the 'Regarding' section click on the drop down arrow and select the category/resolution for your question.

Click in the 'Question' section and type your question and click on 'Submit'.

A 'View Questions' box will appear where you can view your questions at any point. Only you can see the questions you have asked.

If your question has been answered and you would like to exercise your right of reply, you can submit another question.

Note that not all questions are guaranteed to be answered during the Meeting, but we will do our best to address your concerns.

View Questions

Your submitted questions can be viewed below. We will endeavour to answer all questions during the AGM.

When will the next AGM be held?

Asked regarding General Business

Asked at: 7:18AM Updated: 7:18AM

OPEN COMMENTS

SUBMIT ANOTHER QUESTION

3. Downloads

View relevant documentation in the Downloads section.

4. Voting closing

Voting will end 5 minutes after the close of the Meeting.

At the conclusion of the Meeting a red bar with a countdown timer will appear at the top of the Webcast and Slide screens advising the remaining voting time. If you have not submitted your vote, you should do so now.

5. Phone Participation

What you will need

- a) Land line or mobile phone
- b) The name and securityholder number of your holding/s
- c) To obtain your unique PIN, please contact Link Market Services on +61 1800 990 363 by 9:00am (AEDT) on Monday, 8 November 2021.

Joining the Meeting via Phone

Step 1

From your land line or mobile device, call:
Conference Call Number: 1800 271 187
International Number: +61 2 9189 2033

Step 2

You will be greeted with a welcome message and provided with instructions on how to participate in the Meeting. Please listen to the instructions carefully.

At the end of the welcome message you will be asked to provide your PIN by the moderator. This will verify you as a securityholder and allow you to ask a question on the resolutions at the Meeting.

Step 3

Once the moderator has verified your details you will be placed into a waiting room where you will hear music playing.

Note: If your holding cannot be verified by the moderator, you will attend the Meeting as a visitor and will not be able to ask a question.

Step 4

At the commencement of the Meeting, you will be admitted to the Meeting where you will be able to listen to proceedings.

Asking a Question

Step 1

When the Chairman calls for questions on each resolution, you will be asked to **press *1** on your keypad should you wish to raise your hand to ask a question.

Step 2

Please advise if your question relates to an item of business or General Business. The moderator will make a note and ask if you have any additional questions.

Step 3

When it is time to ask your question, the moderator will introduce you to the meeting, your line will be unmuted and you can then start speaking.

Note: If at any time you no longer wish to ask your question, you can lower your hand by **pressing *2** on your key pad. If you have also joined the Meeting Online, we ask that you mute your laptop, desktop, tablet or mobile device while you ask your question.

Step 4

Your line will be muted once your question has been answered.

Contact us

Australia

T +61 1800 990 363
E info@linkmarketservices.com.au