



inventis
inspired solutions



Inventis Limited

2021 Annual Report

Board of Directors



Tony Noun
Chairman



Peter Bobbin
Non-Executive Director



Anthony Mankarios
Managing Director



Alfred Kobylanski
Chief Financial Officer &
Company Secretary

Managers



Alfred Kobylanski
Chief Financial Officer
& Company Secretary



Jeffry Stone
General Manager
– Technology



Greg Welsh
General Manager
– Furniture



Scott Downes
Marketing / Channel
Manager



Chantelle Knight
Co-Company Secretary
& HR Manager

Contents	Page
Directors' Report (including Corporate Governance Statement and Remuneration Report)	3
Lead Auditor's Independence Declaration	24
Consolidated Statement of Profit or Loss and Other Comprehensive Income	25
Consolidated Statement of Changes in Equity	26
Consolidated Statement of Financial Position	28
Consolidated Statement of Cash Flows	29
Index to Notes to the Financial Statements	30
Notes to the Financial Statements	31
Directors' Declaration	63
Independent Auditor's Report	64
ASX Additional Information	68
Corporate Directory	70

INVENTIS LIMITED AND ITS CONTROLLED ENTITIES
Directors' report

DIRECTORS REPORT	Page
Section 1	
Directors	3
Company Secretary	4
Directors' Meetings	4
Directors' Interests	4
Corporate Governance Statement including Remuneration Report	5
Section 2	
Principal Activities	19
Financial Review	19
Financial Condition	19
Principal Businesses	20
Review of Operations and Activities	22
Significant Changes in the State of Affairs	22
Dividends	22
Events Subsequent to the Reporting Date	22
Indemnification and Insurance of Officers and Auditors	23
Non-Audit Services	23
Proceedings on Behalf of the Company	23
Rounding	23
Lead Auditor's Independence Declaration	24

For the year ended 30 June 2021

INVENTIS LIMITED AND ITS CONTROLLED ENTITIES

Directors' report

DIRECTORS' REPORT

The Directors present their report together with the financial report of the Group, being Inventis Limited ("The Company") and its subsidiaries ("Inventis"), for the financial year ended 30 June 2021 and the auditor's report thereon.

SECTION 1:

1. DIRECTORS

The directors of the Company at any time during or since the end of the financial year are:

**Tony Noun MBA, AICD, FAIM, CFP, CIAM, A&CIPANZIP, DipLi, JP
Chair**

Tony has more than 30 years professional and commercial experience with a proven track record of success. Tony's commercial experience, from both an investor and manager perspective, enables him to bring extensive financial and corporate experience to lead the Board and Management of Inventis Limited.

Tony is also an active director for a number of national and international companies that cover a broad range of industries and professional disciplines including financial services, health care, hospitality and manufacturing as well as sales and marketing.

Directorships held in other listed entities in the last 3 years: NIL.

**Peter Bobbin B.Com, LL.B, M. Tax, CTA, TEP
Non-Executive Director**

Peter has practised as a senior solicitor for more than 33 years, he is a former accountant, former university lecturer and is a Notary Public. He practices primarily in taxation strategy planning and commercial law and was recognised as Tax Advisor of the Year, 2015 (SME) by the Taxation Institute of Australia.

Peter was previously the managing principal of law firm Argyle Lawyers since 1995 and is a founding director of Future2 Foundation, a registered Australia-wide charity. Peter currently works as the senior tax lawyer at Coleman Greig law firm.

Directorships held in other listed entities in the last 3 years – NIL.

**Anthony Mankarios MBA, CFTP, FAICD
Managing Director**

Anthony is experienced in leading national and international businesses in multiple sectors and sized companies across manufacturing, property, wholesale and retail. One of his key strengths is his visionary leadership style. Anthony has the ability to identify growth opportunities and work with the business to develop and implement strategies to maximise their potential. He is effective in assisting Boards and their stakeholders achieve common goals; through professional timely communication promoting learning, creativity, whilst developing strong mentoring relationships with them. Anthony was previously Inventis Limited's Audit and Risk Committee Chair before stepping into the Managing Director role in October 2019.

Anthony is an experienced director with over 30 years' experience. He has played a key role in developing Joyce Corporation's current strategy and has developed Joyce's underlying business growth performances since 2010 to 2019.

Directorships held in other listed entities in the last 3 years – Joyce Corporation Limited [ASX:JYC]

For the year ended 30 June 2021

INVENTIS LIMITED AND ITS CONTROLLED ENTITIES

Directors' report

SECTION 1 (continued)

1. DIRECTORS (continued)

Alfred Kobylanski B.Bus, CPA, ACIS, ACSA
Alternate Director & Company Secretary

Alfred has significant experience in finance and management within multinational organisations in Australia and in the United Kingdom. This experience includes manufacturing, information technology and financial services in both emerging and established markets.

Alfred's background in finance, general management, corporate governance as well as his knowledge of manufacturing and service organisations adds to the substantive body of knowledge at the Board and Senior Management level.

Mr Kobylanski was also appointed Company Secretary.

Directorships held in other listed entities in the last 3 years – NIL.

2. CO-COMPANY SECRETARY

Chantelle Knight

3. DIRECTORS' MEETINGS

The number of Directors' meetings (including meetings of committees of Directors) and number of meetings attended by each of the Directors of the Company during the financial year were:

	Board Meetings		Audit Committee Meetings		Nomination and Remuneration Committee	
Directors	Attended	Available to Attend	Attended	Available to Attend	Attended	Available to Attend
Mr Tony Noun	11	11	11	11	2	2
Mr Peter Bobbin	10	10	10	10	2	2
Mr Anthony Mankarios	11	11	11	11	2	2
Alfred Kobylanski as Alternate Director	11	11	11	11	2	2

A – Number of meetings attended.

B – Number of meetings held during the time the director held office during the year.

¹ The external auditor met with the Board once during the year together with management. The Audit and Risk Management sub-committee as well as the Remuneration and Nomination sub-committee comprise of all directors however, the Chair of each committee is currently Peter Bobbin and Tony Noun respectively.

4. DIRECTORS' INTERESTS

The relevant interest of each Director that held office during the year in the ordinary shares issued by Inventis Limited, as notified by the Directors to the Australian Securities Exchange in accordance with S205G(1) of the Corporations Act 2001, at 30 June 2021 is as follows:

		Number of Ordinary Shares			
Director	01 July 2020	Acquired	Sale / Transfer	Cancelled	30 June 2021
T Noun	131,199,994	11,133,338	-	-	142,333,332
A Kobylanski	30,150,000	2,914,994	-	-	33,064,994
P Bobbin	28,573,318	14,286,657	-	-	42,859,975
A Mankarios	106,409,658	53,504,828	-	-	159,914,486

INVENTIS LIMITED AND ITS CONTROLLED ENTITIES
Directors' report
SECTION 1 (continued)

5. CORPORATE GOVERNANCE STATEMENT INCLUDING REMUNERATION REPORT

The Directors of Inventis Limited are committed to fulfilling its governance obligations and responsibilities in the best interests of the Company and its Shareholders. This statement details the key aspects of the Company's corporate governance framework and practices. Except where specified in this statement, the recommendations set by the ASX Corporate Governance Council's Principles and Recommendations 4th Edition, have been followed. This statement is dated 23 September 2020 and was approved by the Board on this date.

The Company website has a dedicated section dealing with its corporate governance on which can be found its corporate governance charter and policies. The documents can be accessed at <https://www.inventis.com.au/governance/>

5.1 Board and Management

5.1.1 Role of the Board

The Company's Constitution provides that the business and affairs of the Company are to be managed by, or under the direction of, the Board. The Board Charter sets out the role, responsibilities, duties, and functions of the Board.

The Board is responsible for setting strategic guidance for the Company and is committed to the Inventis values of Integrity, Performance, Transparency, and Respect. In performing its role, the Board sets a high standard of corporate governance and performance and effective oversight of its Management.

The Board has delegated the day-to-day functions of the business to be performed by the senior executives under the guidance of the Managing Director.

5.1.2 Board's Delegation of Authority

The Board ensures that it receives monthly reports from each senior executive and updates from the Managing Director, Chief Financial Officer and General Manager/s with regard to the delegated authority, as and when requested by the Directors.

The Board meets minimum 9 times in a year and reviews the performance of each of the senior executive by way of review of their respective reports for the month and face to face meetings.

5.1.3 Evaluation of performance of the Senior Executives

At the appointment stage, each senior executive is provided with their job description along with the principal statement and key performance indicators are set for measuring their performance in the probation period as well for the year ahead.

The Remuneration and Nomination Committee has set up the performance of the Managing Director, Chief Financial Officer and General Manager/s and according to the business plans, the achievement of the targets stated therein.

The performance of the Senior Executives is continually assessed during the year at Board meetings

SECTION 1 (continued)

5.1 Board and Management (continued)

5.1.4 Board and its performance

(a) Structure and Composition of the Board

The Board is currently comprised of a chairman and two other Directors, two of which are non-executive and the third is the Managing Director. The Board regularly reviews the independence of each non-executive director. The Board's assessment of independence and the criteria by which it determines the materiality of any facts, information or circumstances is formed by having regard to the ASX Principles.

As at the date of the 2021 Annual Report:			
Name of Director	Role	Term in office	Independence
Tony Noun	Non-Executive Director Chair	March 2005 to current	Non-Independent (has more than 5% equity holding)
Peter Bobbin	Non-Executive Director	February 2013 to current	Independent
Anthony Mankarios	Managing Director	October 2019 to current	Non-Independent (has more than 5% equity holding and is an executive)
Alfred Kobylanski	Company Secretary	October 2007 to current	Independent

(b) Director's Skills and Experience

The Board's objective is to have an appropriate mix of skills, expertise, diversity and experience on the Company's Board and Board Committees. The three current directors have diversified interests and hence provide a holistic view by complementing each other's strengths.

Tony Noun has more than 30 years professional and commercial experience with a proven track record of success. Tony's commercial experience, from both an investor and manager perspective, enables him to bring extensive financial and corporate experience to lead the Board and Management of Inventis Limited.

Tony is also an active director for a number of national and international companies that cover a broad range of industries and professional disciplines including financial services, health care, hospitality and manufacturing as well as sales and marketing.

Peter, a practicing solicitor for more than 30 years, is a former accountant, former university lecturer and is a Notary Public. He practices primarily in taxation strategy planning and commercial law and was recognised as Tax Advisor of the Year, 2015 (SME) by the Taxation Institute of Australia.

Peter brings to the Board his legal and tax knowledge as well as his experience of running profitable and cash flow positive legal business.

Anthony is experienced in leading national and international businesses in multiple sectors and sized companies across manufacturing, property, wholesale and retail. One of his key strengths is his visionary leadership style. Anthony has the ability to identify growth opportunities and work with the business to develop and implement strategies to maximise their potential. He is effective in assisting Boards and their stakeholders achieve common goals; through professional timely communication promoting learning, creativity, whilst developing strong mentoring relationships with them. Anthony is currently Inventis Limited's Managing Director.

SECTION 1 (continued)

5.1 Board and Management (continued)

5.1.4 Board and its performance

(b) Director's Skills and Experience (continued)

Anthony is an experienced director with over 30 years' experience. He played a key role in developing Joyce Corporation's strategy and is has developed Joyce's underlying business growth performances since 2010 to 2019 and is Chairman of Man Investments and Consultants as well as being involved in a number of other private companies.

Directorships held in other listed entities in the last 3 years – Joyce Corporation Limited.

In addition, the Company Secretary/ Chief Financial Officer add to the skills of the Board by their respective professional affiliations.

Any gaps which the Board or the directors identify are filled by engaging with the professionals from the field who advise the Board on the matters which the Board identifies need clarification or expert opinion.

Further information on the qualifications and experience of each director and their attendance at Board and Committee meetings is included in the Company's Annual Report which can be accessed from the Company's website at:

<https://www.inventis.com.au/investors/>

(c) Company Secretary

The Company Secretary function was incorporated into the function of the Chief Financial Officer. The Company Secretary supports the effective operation of the Board. All Directors have access to the Group Company Secretary.

The Company Secretary is accountable to the Board through the Chair on all matters regarding the proper functioning of the Board. This includes assisting the Board and Committees members with meetings and directors' duties, advising the Board on corporate governance matters, and acting as an interface between the Board and senior executives.

The Company also has a Co-Company secretary to assist with certain tasks for the Company Secretary.

(d) Election and Re-election of Directors at an Annual General Meeting:

Currently, the restriction on the number of directors has been put on three. The three directors have high stakes as substantial shareholders in the Company and are believed to be in a position to ensure success of the Company.

The Company choses to reduce risk with the use of an alternative Director should the need arise.

All directors retire by rotation. At present the Company being a small entity with limited resources, has no plans to nominate new director/s at its forthcoming Annual General Meeting. All information with regard to existing directors is disclosed in the Annual Report and the directors speak for themselves at the time of re-election as to why they should be re-elected and are available to answer the queries from the security holders.

(e) Remuneration

Information regarding the Company's remuneration framework for the directors, and senior executives is set out in the Remuneration Report of the Annual Report. The Remuneration Report includes a summary of Company policies and practices for determining the nature and amount of remuneration and the relationship between those policies and Company performance.

Shareholders are invited to consider and approve the Remuneration Report at the Company's Annual General Meeting.

SECTION 1 (continued)

5.1 Board and Management (continued)

5.1.5 Evaluation of the Performance of the Board

The Board Evaluation is a continuous process and is carried out as part of Board meetings. The directors identify the areas which they need professional advice on and the Company Secretary ensures that appropriate professional advice is provided by engaging with such professionals as is required. The size of the Board being small and having a hands-on approach, the evaluation of the performance of the Board is not done as a separate process.

5.1.6 Continuous Improvement and Professional Development

As part of Standing Agenda of Board meetings, continuous education is considered at each meeting. Having regard to various professional bodies the directors belong to, there is a CPD education requirement for each of the professions and the directors discuss various matters in an informal setting during the meeting. If during these discussions, a matter is identified for needing more attention, the Company Secretary is instructed to provide relevant information at the next Board meeting for the Board to discuss.

5.1.7. Independence of Directors

Two of the three directors are substantial shareholders of the Company. Although all the three directors have an interest, position, association, or relationship with the Company due to being substantial shareholders, the Board of Directors, given the size and scope of the Company, views this as a beneficial to the Company. The directors have significant incentive to ensure that the decisions are in the best interests of the security holders at large.

5.2 Board Committees

5.2.1 Committees of the Board

The Board as a whole will exercise the powers of an Audit & Risk Committee and a Remuneration & Nomination Committee. Details of the current membership and composition of each committee is set out below.

The roles and responsibilities of each Committee are set out in the respective Committee charter. These charters can be found on the Company's website at:

<https://www.inventis.com.au/governance/>

Committee	Members	Composition
Audit & Risk Committee	Peter Bobbin (Chair) All other Directors	- A majority of non-independent directors; and - Chaired by an independent non-executive director.
Remuneration & Nomination Committee	Tony Noun (Chair) All other Directors	- A majority of non-independent directors; and - Chaired by non-independent non-executive director.

SECTION 1 (continued)

5.3 Risk Management and Corporate Reporting

5.3.1 Oversight of the Risk Management System

The Company is committed to the identification, monitoring and management of material risks associated with its business activities.

The Board recognises that effective risk management is key to achieving and maintaining the Company's operational and strategic objectives. Management has established and implemented a Risk Management System for assessing, monitoring, and managing operational, financial reporting, and compliance risks for the Group.

The senior executives have declared, in writing to the Board, that the financial reporting risk management and associated compliance and controls have been assessed and found to be operating efficiently and effectively. The operational and other risk management compliance and controls have also been assessed and found to be operating efficiently and effectively. All risk assessments covered the whole financial year and the period up to the signing of the annual financial report for all material operations in the Group, and material associates and joint ventures.

5.23.2 Risk Profile

The Audit and Risk Management Committee reports periodically on the status of risks through integrated risk management programmes aimed at ensuring risks are identified, assessed, and appropriately managed. Each business operational unit is responsible and accountable for implementing and managing the standards required by the programmes.

The Audit and Risk Management Committee has direct access to any employee, the external auditors or any other independent experts and advisers as it considers appropriate in order to ensure that its responsibilities can be carried out effectively.

5.3.3 Risk Management, Compliance and Control

The Company strives to ensure that its products are of the highest standard. The Company is ISO 9001:2015 Certified along with ISO 14001:2015 Certified for their Environmental Management System.

Our Gregory Commercial Furniture division is AFRDI certified to level 6 of its majority base chair portfolio and is in the process of further enhancing this to meet the new optional AFRDI 160kg rated test standard.

The Board's policy on internal control is comprehensive and comprises the Company's internal compliance and control systems, including:

- Operating unit controls – Operating units confirm compliance with financial controls and procedures including information systems controls detailed in procedures manuals.
- Functional specialty reporting – Key areas subject to regular reporting to the Board include Treasury Operations, Environmental, Legal and financial matters; and
- Investment appraisal – Guidelines for capital expenditure include annual budgets, detailed appraisal and review procedures, levels of authority, and due diligence requirements where businesses are being acquired or divested.

Comprehensive practices have been established to ensure:

- Capital expenditure and revenue commitments above a certain size obtain prior Board approval.
- Financial exposures are controlled, including the use of derivatives. Further details of the Company's policies relating to interest rate management, forward exchange rate management and credit risk management are included in the financial statements.
- Workplace health and safety standards and management systems are monitored and reviewed to achieve high standards of performance and compliance with regulations.

SECTION 1 (continued)

5.3 Risk Management and Corporate Reporting (continued)

5.3.3 Risk Management, Compliance and Control (continued)

- Business transactions are properly authorised and executed, monthly actual results are reported against budgets approved by the directors and revised forecasts for the year are prepared regularly.
- Formal ethical standards appraisals are conducted for all employees to ensure that they are complying with the Company's Code of Ethics.

The Company is continuing to develop a suitable succession plans and staff recruiting plans to ensure competent and knowledgeable employees fill senior positions when retirements or resignations occur.

- Financial reporting accuracy and compliance with the financial reporting regulatory framework; and
- Environmental regulation compliance.

5.3.4 Written Declarations

At the end of each six-monthly financial reporting period, the CEO and GFO provide a written declaration to the Board that, in their opinion, the Company's financial reports have been properly maintained in accordance with s295A of the Corporations Act and that the financial statements and the notes for the period comply with relevant accounting standards and give a true and fair view of the financial position and performance of the Company.

5.4 Ethical Standards and Policies

5.4.1 Code of Conduct

All Directors, executives, and employees are expected to act with the utmost integrity and objectivity, striving at all times to enhance the reputation and performance of the Group. Every employee has a nominated supervisor to whom they may refer any issues arising from their employment. The Board reviews the Code of Conduct and Ethics regularly and processes are in place to promote and communicate these policies.

The Code of Conduct and Ethics (last amended and approved September 2021) outlines the values required by directors and staff (employees and contractors) in accordance with the Company's Core Values of Integrity, Performance, Transparency and Respect.

5.4.2 Share Trading Policy

The Company has established a Share Trading Policy (last amended and approved September 2020) which outlines the restrictions, closed periods and processes required when directors and senior executives wish to trade Company securities.

INVENTIS LIMITED AND ITS CONTROLLED ENTITIES
Directors' report
SECTION 1 (continued)

5.4 Ethical Standards and Policies (continued)

5.4.3 Diversity and Inclusion Policy:

The Company has developed a Diversity and Inclusion Policy (last amended and approved September 2021). The Company understands and recognises the value in having a diverse workforce from which to draw on. The Company is committed to treating staff equally irrespective of their gender, race, age, ethnicity, sexual orientation, disability, or religious belief.

The Company's diversity objectives have and continues to be:

- To seek, appoint and promote based on skills, experience, and capability, not gender, race or any other criteria;
- Ensure all employees have equal access to opportunities in the workplace; and
- Ensure equal pay for equal work in the workplace.

The Company has the following women as senior executives:

- The Human Resources Manager and Co-Company Secretary; and
- The Customer Services Manager.

As at 30 June 2021, the Company had the following female staff:

Company Name	Female Staff	Total Staff	Percentage
Corporate Division	1	5	20%
Inventis Group	20	60	62%

Currently, the Board positions have been restricted to three by the Board and Shareholders.

5.5 Timely Disclosure and Respecting Shareholders

5.5.1 Policies and processes in place with regard to Continuous Disclosure

The Company has the following processes in place to ensure continuous disclosure in a timely manner:

- Director Disclosure Agreements – The Company has entered into Director Disclosure Agreements as per the Guidance Note 26 of ASX Listing Rules. Each Director understands that in case of change of any interest, he/she has to inform the Company within 3 business days of such change;
- Monthly Disclosure – At each monthly Board meeting, the Directors are individually asked of any change in their interests to ensure that if there has been a breach of not informing the Company in time of any change, it is rectified at this stage;
- Continuous Disclosure Checklist – There is a continuous disclosure checklist process implemented in the Quality System of the Company under the Corporate Governance Procedure. This checklist is comprehensive and enables the executives to check whether any event or happening of any event is to be disclosed to the market or not at any particular moment of time.
- Training – A measure of provision of training has been introduced to ensure that all executives know their responsibilities with regard to confidentiality, timely disclosure, insider trading, trading policy and other relevant corporate governance matters.

SECTION 1 (continued)

5.5 Timely Disclosure and Respecting Shareholders (continued)

5.5.2 Shareholder communication

The Board provides shareholders with information using a comprehensive Continuous Disclosure Policy (last amended and approved September 2021) which can be located on the Company's website. The Policy outlines processes for identifying matters that may have a material effect on the price of the Company's securities, notifying them to the ASX, posting them on the Company's website, and issuing media releases.

The Board encourages full participation of shareholders at the Annual General Meeting, to ensure a high level of accountability and identification with the Group's strategy and goals. Important issues are presented to the shareholders as separate resolutions.

The shareholders are requested to vote on the appointment and aggregate remuneration of Directors, the granting of options and shares to Directors, the Remuneration Report, and changes to the Constitution. Copies of the Constitution are available to any shareholder who requests it.

5.5.3 Investor Relations Program

The Company has established an Investor Engagement Policy (last amended and approved September 2020). The Company acknowledges the importance of providing Shareholders timely information to help assess the Company performance and decisions that the Company make that affect the future direction of the Company.

5.5 Timely Disclosure and Respecting Shareholders (continued)

The Company:

- Encourages its Shareholders to attend the Annual General meeting.
- Places all relevant disclosure documents on the ASX platform and or the Company's website (www.inventis.com.au).
- Communicate by mail and electronic means the Annual Reports of the Company, along with approved Chairman's letters and or select Media releases.
- Uses services of a share registry to assist in responding to shareholder enquiries.

5.6 Remuneration Report - audited

The Remuneration Report is set out under the following main headings:

- A. Principles used to determine the nature and amount of remuneration
- B. Details of remuneration
- C. Service agreements
- D. Additional disclosures

A. Principles used to determine the nature and amount of remuneration

The remuneration policy of the Group has been designed to align Director and executive objectives with shareholders and business objectives by providing a fixed remuneration component and offering incentive based on key performance areas affecting the Group's financial results. The Board believes the remuneration policy to be appropriate and effective in its ability to attract and retain the best executives and directors to run and manage the Group, as well as create goal congruence between directors, executives and shareholders.

INVENTIS LIMITED AND ITS CONTROLLED ENTITIES

Directors' report

SECTION 1 (continued)

5.6 Remuneration Report - audited (continued)

A. Principles used to determine the nature and amount of remuneration (continued)

Directors' fees

All remuneration paid to Directors is valued at the cost to the Group and expensed.

Executive pay

The executive pay and reward framework has three components:

- Base pay and benefits
- Short-term performance incentives
- Other remuneration such as superannuation.

The combination of these comprises the executive's total remuneration. The Group approved its long-term equity linked performance incentives specifically for executives. For the reporting period, no options were issued under the Employee Performance Option Plan (EPOP).

Base pay and benefits

Base pay is structured as a total employment cost package which may be delivered as a combination of cash and prescribed non-financial benefits at the executive's discretion. It includes Super Guarantee Charge at the rate prescribed by the Government from time to time.

Executives are offered a competitive base pay that comprises the fixed component of pay and rewards. When required, external remuneration consultants provide analysis and advice to ensure base pay is set to reflect the market for a comparable role. Base pay for senior executives is reviewed annually to ensure the executive's pay is competitive with the market. An executive's pay is also reviewed on promotion.

There are no guaranteed base pay increases, except for CPI in some cases included in any senior executives' contracts.

Benefits

Executives receive benefits including car allowances.

Short-term performance incentives (STI)

If the Group achieves a predetermined profit target set by the Board, a short-term incentive (STI) pool is available to executives during the annual review. Cash incentives (bonuses) are payable on 30 September each year. Using a profit target ensures variable reward is only available when value has been created for shareholders and when profit is consistent with the business plan. The incentive pool is leveraged for performance above the threshold to provide an incentive for executives to out-perform.

The Group has a bonus incentive scheme for individual management employees. This is broadly based on the achievement of the Group profit objectives and the achievements of the individual KPIs. During the year ended 30 June 2021 due to the performance of the business, no profit targets or individual KPI targets were set and therefore no bonus pool was available.

Other remuneration such as superannuation

The Directors, if salaried, and executives receive a superannuation guarantee contribution required by government, which was 9.5% for the 2021 year and is currently 10%, and do not receive any other retirement benefits. However, some individuals have chosen to sacrifice part of their salary to increase payments towards superannuation.

Consequences of performance on shareholder wealth

In considering the Group's performance and benefits for shareholder wealth, the Board considers the following indices in respect of the current financial year and the previous four financial years.

For the year ended 30 June 2021

INVENTIS LIMITED AND ITS CONTROLLED ENTITIES

Directors' report

SECTION 1 (continued)

5.6 Remuneration Report - audited (continued)

A. Principles used to determine the nature and amount of remuneration (continued)

Consequences of performance on shareholder wealth (continued)

	2021	2020	2019	2018	2017
Net profit / (loss) attributable to equity holders of the parent (\$)	76,794	(292,804)	(1,669,750)	(3,076,614)	89,359
Basic earnings / (loss) per share	0.01c	(0.04)c	(0.24)c	(0.46)c	0.01c

Dividends, share price and return on capital are not considered in setting STI. The overall level of key management personnel's compensation takes into account the performance of the Group over a number of years and meeting specified KPI's.

B. Details of remuneration

Amounts of remuneration

Details of the remuneration of the Directors and the key management personnel of the Group are set out in the following tables. The total value of amounts paid to Directors and the key management personnel was \$565,820 (2020: \$555,366).

For the year ended 30 June 2021, the key management personnel of the Group included the following Directors and executive officers:

Directors:

Mr. Tony Noun – Chair

Mr. Peter Bobbin – Non-executive Director

Mr. Anthony Mankarios - Managing Director (appointed 28 October 2019)

Other Key Management Personnel:

Alfred Kobylanski – Chief Financial Officer & Company Secretary

For the year ended 30 June 2021

INVENTIS LIMITED AND ITS CONTROLLED ENTITIES
Directors' report

SECTION 1 (continued)

5.6 Remuneration Report - audited (continued)

B. Details of remuneration (continued)

		Short-term					Post-employment	Other long term		Termination Pay Includes Unused Long Service Leave and unused Annual Leave		
		Salary & Fees	Other Benefits	Cash & Bonus	Non-monetary benefits	Total	Superannuation Benefits	Long service leave	Deferred Equity Awards		Total including benefits	Proportion of remuneration performance related
Company												
Non-Executive Directors												
Mr. Tony Noun - Chair	2021	7,306	-	-	-	7,306	694	-	-	-	8,000	-
	2020	7,306	-	-	-	7,306	694	-	-	-	8,000	-
Mr. Peter Bobbin	2021	3,653	-	-	-	3,653	347	-	-	-	4,000	-
	2020	3,653	-	-	-	3,653	347	-	-	-	4,000	-
Executive Director									-			
Mr. Anthony Mankarios	2021	200,000	-	-	-	200,000	-	-	-	-	200,000	-
Managing Director	2020	166,667	-	-	-	166,667	-	-	-	-	166,667	-
Other Key Management Personnel									-			
Mr. Alfred Kobylanski	2021	166,603	-	-	-	166,603	22,809	-	-	-	189,412	-
Chief Financial Officer	2020	161,281	-	-	-	161,281	22,972	-	-	-	184,253	-
Total	2020	377,562	-	-	-	377,562	23,850	-	-	-	401,412	-
Total 2020	2020	338,907	-	-	-	338,907	24,013	-	-	-	362,920	-

Notes:

- 1.The Non-executive Directors agreed to waive 11 months remuneration for the 2021 financial year.
- 2.Excludes payments made from Associates

SECTION 1 (continued)

5.6 Remuneration Report - audited (continued)

C. Service agreements

It is the Group's policy that service contracts for key management personnel are unlimited in term but capable of termination on notice by either party.

The key management personnel are also entitled to receive on termination of employment their statutory entitlements of accrued annual and long service leave, together with any superannuation benefits.

The service contracts outline the components of compensation paid to the key management personnel but do not prescribe how compensation levels are modified year to year. Compensation levels are reviewed each year to take into account cost-of-living changes, any change in the scope of the role performed by the senior executive and any changes required to meet the principles of the compensation policy.

Anthony Mankarios is the Managing Director of the Group and receives remuneration in accordance with a services agreement with Starball Pty Ltd, trading as Man Investments and Consultants dated 28 October 2019, as amended from time to time by the Board. The contract operates continuously with a 12-month notice period.

Alfred Kobylanski is the Chief Financial Officer of the Group and receives remuneration in accordance with a contract of employment dated 1 October 2007 with a 3month notice period, as amended from time to time.

D. Additional disclosures

Directors' and Executive Officers' Compensation Parent Entity and Group

Details of the nature and amount of each major element of compensation of each Director of the Parent Company and the Group, the Chief Financial Officer and relevant Group executives as other key management personnel are set out in the tables on page 14.

Non-Executive Directors

Total compensation for all Non-Executive Directors, last voted upon by shareholders at the 2004 AGM, is not to exceed \$250,000 per annum and is set based on advice from external advisors with reference to fees paid to other Non-Executive Directors of comparable companies. Directors' base fees are presently set at \$48,000 per annum, with the Chair set at \$96,000 per annum.

Non-Executive Directors do not receive performance related compensation. Directors' fees cover all main Board activities and membership of one committee. Currently there are no sub-committees to the Board.

In the event any non-executive director is required to do an executive role for a short period of time, a separate remuneration amount for the executive role is paid in addition to their director's remuneration.

Share Options

Employee Performance Option Plan

The Group previously established an Employee Performance Option Plan to assist in the attraction, retention, and motivation of employees, senior executives and Executive Directors of the Group. This is currently being updated to a new Executive Share Option Plan (ESOP), which will be put to this year's Annual General Meeting for Shareholder consideration.

The ESOP is administered by the Board which may determine:

Which executives and employees are eligible to participate;

The criteria relevant to the selection of eligible executives and employees; and

The ineligibility of an executive or employee to participate in the ESOP if in the Board's opinion participation by that executive or employee would constitute a breach of the rules of ESOP, or of the Company's Constitution, or of the ASX Listing Rules, or of any law of any jurisdictions.

A person eligible for participation in the ESOP means either a person who is an employee of the Company or any of its associated entities as an executive or an employee on a full time or part time basis and is declared by the Committee to be eligible to participate in the ESOP.

SECTION 1 (continued)

5.6 Remuneration Report - audited (continued)

D. Additional disclosures (continued)

Share Based Compensation

a. Issue of Shares

There were no shares issued to directors or other key management personnel as part of compensation during the year ended 30 June 2021.

b. Options

The terms and conditions of each grant of options over ordinary shares affecting remuneration of directors and other key management personnel in this financial year or future reporting years are as follows:

Name	Number of options granted	Grant Date	Vesting date and exerciseable date	Expiry Date	Exercise Price	Fair Value per option at grant Date
Directors						
Anthony Mankarios	35,200,000	29-Nov-19	29-Nov-19	28-Nov-22	0.006	-

Options granted carry no dividend or voting rights.

All options were granted over unissued fully paid ordinary shares in the company. Options vest based on the provision of service over the vesting period whereby the executive becomes beneficially entitled to the option on vesting date. Options are exercisable by the holder as from the vesting date. There has not been any alteration to the terms or conditions of the grant since the grant date. There are no amounts paid or payable by the recipient in relation to the granting of such options other than on their potential exercise.

Values of options over ordinary shares granted, exercised and lapsed for directors and other key management personnel as part of compensation during the year ended 30 June 2021 are set out below:

Name	Value of options granted during the year	Value of options exercised during the year	Value of options lapse during the year	Remuneration consisting of options for the year
Directors				
Anthony Mankarios	-	-	-	0.0%

c. Option Holding

The number of options over ordinary shares in the company held during the financial year by each director and other members of key management personnel of the consolidated entity, including their personally related parties, is set out below:

Name	Balance at the start of the year	Granted	Exercised	Expired / forfeited / other	Balance at the end of the year
Directors					
Anthony Mankarios	35,200,000	-	-		35,200,000

SECTION 1 (continued)

5.6 Remuneration Report - audited (continued)

D. Additional disclosures (continued)

Share Based Compensation (continued)

d. Shares under Option

Unissued ordinary shares of Inventis Limited under option at the date of this report are as follows:

Grant Date	Expiry Date	Exercise Price	Number under option
05-Jul-21	01-Jul-24	0.440	580,000
26-Jul-21	26-Jul-24	0.060	1,760,000
13-Sep-19	12-Sep-22	0.200	500,000
13-Sep-19	12-Sep-23	0.400	500,000

No person entitled to exercise the options had or has any right by virtue of the option to participate in any share issue of the company or of any other body corporate.

e. Shares issued on exercise of options

There were 10,000,000 ordinary shares of Inventis Limited issued during the year ended 30 June 2021 and up to the date of this report on the exercise of options granted.

Individual directors and executive's compensation disclosures

The Company paid interest of \$703,281 (2020: \$667,877), purchased information technology services of \$3,103 (2020: \$10,055), obtained an additional loan totalling \$749,276 and repaid \$369,055 (2020: obtained a loan of \$1,599,213 and repaid \$538,994) from / to entities associated with Tony Noun. All transactions entered into had been done on arm's length basis.

The Company paid interest of \$2,283 (2020: \$555), obtained an additional loan totalling \$232,000 and repaid \$232,000 (2020: obtained a loan of \$94,195 and repaid \$94,195) from / to entities associated with Anthony Mankarios. All transactions entered into had been done on arm's length basis.

Apart from the details disclosed in this note, no director has entered into a material contract with the Group since the end of the previous financial year and there were no material contracts involving directors' interests existing at year-end.

Loans from key management personnel and their related parties

Loan amounts owed to an entity associated with Tony Noun as at the reporting date were \$6,688,077 (2020: \$6,307,754).

Other key management personnel transactions

From time to time, key management personnel of the Group, its subsidiaries or their related entities, may purchase goods from the Group. These purchases are on the same terms and conditions as those entered into by other Group employees or customers and are trivial or domestic in nature.

Movements in shares

The movement during the reporting period in the number of ordinary shares in Inventis Limited held, directly, indirectly or beneficially, by each key management person, including their related parties, is as follows:

	Held at 1 July 2020	Holding at the date of appointment	Purchases	Sales / transfers / Other	Held 30 June 2021	Direct Holdings held 30 June 2021
Directors						
Tony Noun	131,199,994	-	11,133,338	-	142,333,332	-
Peter Bobbin	28,573,318	-	14,286,657	-	42,859,975	-
Anthony Mankarios	106,409,658	-	53,504,828	-	159,914,486	-
Executives						
Alfred Kobylanski	30,150,000	-	2,914,994	-	33,064,994	1,064,994

SECTION 1 (continued)

5.6 Remuneration Report - audited (continued)

D. Additional disclosures (continued)

(iv) Movements in shares (continued)

As a result of the first tranche of the shortfall rights share issue the following key management personnel were issued the following shares after the extraordinary meeting of shareholders held on the 26 July 2021:

	Short fall issue 16 July 2021
Directors	
Peter Bobbin	5,200,020
Executives	
Alfred Kobylanski	1,935,006

There were no other changes in shares held by key management personnel in the period after the reporting date and prior to the date when the financial report is authorised for issue:

End of audited remuneration report.

SECTION 2:

1. PRINCIPAL ACTIVITIES

The principal activities of the Group during the course of the financial year were the manufacture and sale of commercial furniture, electronic controllers and computers.

2. FINANCIAL REVIEW

	2021	2020	2019	2018	2017
Net profit / (loss) attributable to equity holders of the parent (\$)	76,794	(292,804)	(1,669,750)	(3,076,614)	89,359
Basic earnings / (loss) per share	0.01 c	(0.04) c	(0.24) c	(0.46) c	0.01 c

3. FINANCIAL CONDITION

Capital structure

As at the reporting date the number of shares on issue was 1,050,515,107 (2020: 936,865,819) and as of the date of filing this report the number of shares on issue were 62,403,217 because of a 1 for 20 share consolidation split undertaken on 6 August 2021. At the reporting date the share capital of the Group stood at \$35,521,545 (2020: \$34,515,293) and net (liabilities) / equity stood at (\$1,354,324) (2020: (\$2,437,301)).

It is noted that the group has unrecognised deferred tax assets of \$4,190,921 which if recognised would have enable the Group to recognise a net equity position of \$2,836,597 for the year ended 30 June 2021.

SECTION 2 (continued)

3. FINANCIAL CONDITION (continued)

Liquidity and funding

As at the reporting date, cash and cash equivalents on hand of the Group stood at \$757,948 (2020: \$556,937).

Total current assets stood at \$6,214,382 (2020: \$4,998,268) and current liabilities stood at \$6,330,586 (2020: \$5,808,058) making the liquidity ratio 0.99 (2020: 0.86).

The Group has available to it \$11.8 million in funding facilities of which \$6.7 million has been activated and as at the reporting date, \$5.1 million was unused.

Cash flows from operations

In the financial year net cash outflows of the Group from operating activities were (\$710,189) (2020: (\$1,087,928)).

Net cash outflows from investing activities during the financial year were \$39,534 (2020: \$196,433) of which \$53,258 (2020: \$55,772) was used for purchase of plant and equipment

Net cash inflows from financing activities during the financial year was \$950,734 (2020: \$1,415,907).

In the financial year there was a net increase in cash and cash equivalents of \$201,011 (2020: \$131,546).

4. PRINCIPAL BUSINESSES

A commentary on the two operating divisions is set out below:

Technology Division:

The Technology Division's revenue for the year ended 30 June 2021 was \$2,748,829 as compared to \$1,763,500 for the previous financial year and an increase of 55.9%. This increase was mainly as a result of one major project finalised during the year which partially offset any Covid related delays in business activity.

EBITDA (Earnings before Interest, Tax, Depreciation and Amortisation and excluding shared corporate costs) for the year was \$979,310 as compared to \$1,259,341 for the previous financial year.

Normalised EBITDA	2021	2020
Reportable Segment Profit	435,327	66,984
Net Finance income / (Expense)	6,276	(12,523)
Depreciated and Amortisation	(2,899)	(3,756)
Shared Services reallocation	(547,360)	(1,176,078)
Normalised Divisonal EBITDA	979,310	1,259,341

Forecasts for this division provide significant growth over the coming 12 months which is dependent upon the overseas travel restrictions being lifted.

Furniture Division:

The Furniture Division's continuing operations revenue for the year ended 30 June 2021 was \$7,810,508 as compared to \$6,252,270 for the previous financial year. The increase in revenue was a direct result of the full years trading of acquired subsidiaries which partially offset impacts due to the Covid pandemic the financial year.

EBITDA (Earnings before Interest, Tax, Depreciation and Amortisation, excluding shared corporate costs) for the year was \$1,016,081 as compared to the previous financial year of \$3,154,976.

Normalised EBITDA	2021	2020
Reportable Segment Profit	(87,083)	930,515
Net Finance income / (Expense)	(175,707)	(278,204)
Depreciation and Amortisation	(157,342)	(114,306)
Shared Services reallocation	(770,115)	(1,831,951)
Normalised Divisonal EBITDA	1,016,081	3,154,976

Forecasts for this division provide significant growth over the coming 12 months which is dependent upon the Covid economic environment improving along with the full integration of acquired subsidiaries during 2020.

SECTION 2 (continued)

4. PRINCIPAL BUSINESSES continued

Group Results Commentary:

During the year under review, the Net Profit After Tax result of \$76,794 was a continued improvement on last year's loss of \$292,804 due to the integration of new subsidiaries and cost reductions that partially offset declines in operations due to the current Covid business environment.

Future Outlook for the Group:

The Group managed to improve both Statutory Revenue and Group Network Sales in the second half of the financial year 2021, because of lockdown restrictions easing in the back half of the year.

The Group Statutory Revenue gains of 31.7% on last year and Net Profit improvements of 126.2% year on year. The Group beat May's forecast predictions for EBITDA and finished with a pleasing solid improvement overall, despite the challenging Covid-19 affects in the first half.

The overall Group Network Sales are expected to continue to improve barring any prolonged national Covid-19 restrictions. Forward orders were received for the Technology Division allowing for some of the pipeline to drop into both forward 2022 and 2023 financial year periods, whilst the Furniture Division and Group has since been notified that it had won preferred supplier on the NSW State Government 5 year office furniture contract.

The Group's overall pipeline of sales, quotes and opportunities being negotiated grew by 31% year on year at the comparative period.

The business improved sales and marketing to B2B clients and overall dealer business grew in double digits during the year.

Gregory and Bassett manufacturing was consolidated into the Eastern Creek factory during this reporting period creating additional synergies and cost savings during the year and excess property leases were exited during the year to bring costs in line with revenue.

Additional contemporary ranges were designed to complement the overall Australian ergonomic manufacturing capability and facilitate opportunities into 2022 and beyond. New patents in the Furniture Division along with the launch of the unique G-Smart™ smart chair and mobile phone app were launched along with the Project W office chair and the world's first sustainable wheel - chair accessible Office Pod that was designed and launched in the second half of the financial year 2021.

Various Memorandum of Understandings was entered into during the year ensuring an improved pipeline existed in future periods. Winya Indigenous Furniture, our 49% associate, grew national footprint of showrooms and signed agreements and won tenders along the way ensuring a 32% YoY growth in sales.

Similarly, the Technology Division launched Hazavoid- Emergency Alert systems (www.hazavoid.com) as well as finalising some enhancements in research and development, awarded patents in Australia and New Zealand, and submitting patent applications in the USA.

The Company is nominated for the Australian Financial Review's "Most Innovative Company Awards" for the financial year 2021. The Company's staff turn- over is at present at a recent history low, with talented individuals recruited during the year in sales and marketing positions. The Board approving various staff incentives, instigated during the year, ensuring that the performance culture brought on by management continues to yield improved results.

The groups net cash balance closed 36% higher than the previous year period with cash generated from operating activities (excluding interest) was \$92,950 as opposed to cash used in operations of (\$634,908) a turnaround of \$727,858 growing by a 114.6% over the previous financial year.

The Group managed to raise additional capital, post balance date 30th June 2021, by way of a non-renounceable share Rights Issue and the shortfall capital raise, raising a total of \$2.7 million of which \$1.7 million was raised post year end. These funds were since allocated to debt reduction, working capital requirements to continue to assist with the growth plans and additional head room was made available in the existing finance facilities. The benefit of the Capital resulted in a net equity lift and strengthened the Group's balance sheet to a net positive position post 30th June 2021.

The total number of Inventis shares on issue as at 30th June were 1,050,515,107 shares. Post reporting period and post capital raise and the consolidation split of 20:1 there is now 62,403,284 total shares currently on issue.

4. PRINCIPAL BUSINESSES continued

Future Outlook for the Group: (continued)

The Board, in conjunction with executive management, is accelerating the execution of planned strategies to grow profitability for the year ending 30 June 2022 by:

1. Filling key sales and management positions;
2. Increasing our commitment to Gregory Commercial Furniture distributor channel management;
3. Ensuring that manufacturing, operations and customer service continue to improve on the performance increases achieved in FY21;
4. Continuing to invest and expand our Inventis Technology's engineering division to enable further development of new innovative concepts to be taken to market;
5. Expanding our technology innovation and development to incorporate the area of road and rail safety in partnership with major industry bodies;
6. Continuing to execute a national procurement strategy and outsourced manufacturing back into the Company's operations to enhance the reliability and quality of both components and finished product; the appointment of specialised manufacturing procurement staff allows further improvement and development throughout the year ahead;
7. Developing and refine a new website and other computer and mobile phone driven initiatives to drive customer engagement and attraction for all divisions;
8. Strengthening the balance sheet through long term funding and asset management;
9. Supporting and further developing a national employee cross training matrix to ensure coverage of all key positions; and
10. Improving our service levels by recruiting additional Business Development Managers in FY22 to further augment our position as a market leader in the respective segments.

5. REVIEW OF OPERATIONS AND ACTIVITIES

Financial Review

The consolidated results for the financial year ended 30 June 2021 are:

	2021	2020
Sales Continuing Operations	10,559,337	8,015,770
Profit / (loss) from Continuing Operations after tax	76,794	(292,804)
Profit / (loss) after tax for the period	76,794	(292,804)

6. SIGNIFICANT CHANGES IN THE STATE OF AFFAIRS

There have been no significant changes in the state of affairs of the Group during the year up to the date of this Report.

7. DIVIDENDS

No dividend has been declared or paid relating to the current year.

8. EVENTS SUBSEQUENT TO REPORTING DATE

Inventis Limited initiated a rights issue on 10 May 2021 which was not fully subscribed, and a short fall of 374,433,621 shares was then available to be place with third parties. On the 16th July 2021 and then after the extraordinary meeting on 26 July 2021 a further 195,061,136 in fully paid-up ordinary shares were issued raising a further \$1,755,955.

Inventis Limited held an Extra-ordinary General Meeting on the 26 July 2021 that resolved to complete a share consolidation of every twenty (20) fully paid ordinary shares that converted into one (1) fully paid ordinary share. This transaction was completed on the 6 August 2021 and the number of shares on issue became a share capital consolidation of 62,403,217.

Apart from the above there has not arisen in the interval between the end of the financial year and the date of this report any item, transaction, or event of a material and unusual nature likely, in the opinion of the directors of the Company, to affect significantly the operations of the Group, the results of those operations, or the state of affairs of the Group, in future financial years.

9. INDEMNIFICATION AND INSURANCE OF OFFICERS AND AUDITORS

The Company has agreed to indemnify the current Directors of the Company against all liabilities to another person (other than the Company or a related body corporate) that may arise from their position as Directors of the Company and its controlled entities, except where the liability arises out of conduct involving a lack of good faith. The agreement stipulates that the Company will meet the full amount of any such liabilities, including costs and expenses.

The Auditor is not indemnified.

Insurance premiums

Since the end of the previous financial year the Company has paid insurance premiums of \$19,300 (2020: \$19,300) in respect of Directors' and Officers' liability insurance for current and former Directors and Officers of the Company. The insurance premiums relate to:

- Costs and expenses incurred by the relevant Officers in defending proceedings, whether civil or criminal and whatever their outcome; and
- Other liabilities that may arise from their position, with the exception of conduct involving a wilful breach of duty or improper use of information or position to gain a personal advantage.

The insurance policies outlined above do not contain details of the premiums paid in respect of individual Officers of the Company.

10. NON-AUDIT SERVICES

The Auditor did not provide any non-audit services during the year.

	Note	Consolidated 2021	2020
Audit Services			
Auditors of the Company			
BDO * :			
Audit and review of financial reports		115,500	100,000
Total Auditor's Remuneration		115,500	100,000

Note *Includes accrued audit fees as at 30 June 2021.

11. PROCEEDINGS ON BEHALF OF THE COMPANY

No person has applied to the Court under section 237 of the Corporations Act 2001 for leave to bring proceedings on behalf of the Company, or to intervene in any proceedings to which the Company is a party, for the purpose of taking responsibility for and on behalf of the Company for all or part of those proceedings. No proceedings have been brought or intervened in or on behalf of the Company with leave of the Court under section 237 of the Corporations Act 2001.



12. ROUNDING

The Company is of the kind referred to in the Corporations Instrument 2016/191; issued by the Australian Securities and Investments Commissions relating to "rounding off". Amounts in this report have been rounded off in accordance with the Corporations Instrument 2016/191 to the nearest dollar unless otherwise stated.

13. LEAD AUDITOR'S INDEPENDENCE DECLARATION

The Lead Auditor's Independence Declaration is set out on page 24 and forms part of the Directors' Report for the financial year ended 30 June 2021.

This report is made with a resolution of the Directors:

	
Tony Noun Chair	Anthony Mankarios Managing Director

Dated at Sydney this 30 September 2021

DECLARATION OF INDEPENDENCE BY RYAN POLLETT TO THE DIRECTORS OF INVENTIS LIMITED

As lead auditor of Inventis Limited for the year ended 30 June 2021, I declare that, to the best of my knowledge and belief, there have been:

1. No contraventions of the auditor independence requirements of the *Corporations Act 2001* in relation to the audit; and
2. No contraventions of any applicable code of professional conduct in relation to the audit.

This declaration is in respect of Inventis Limited and the entities it controlled during the period.



Ryan Pollett
Director

BDO Audit Pty Ltd

Sydney

30 September 2021

INVENTIS LIMITED AND ITS CONTROLLED ENTITIES
CONSOLIDATED STATEMENT OF PROFIT OR LOSS AND OTHER COMPREHENSIVE INCOME
FOR THE YEAR ENDED 30 JUNE 2021

	Note	Consolidated 2021	2020
Continuing operations			
Revenue - Sale of Goods	7	10,559,337	8,015,770
Cost of sales		(5,499,920)	(3,828,988)
Gross Profit		5,059,417	4,186,782
Other income	8	1,567,440	917,805
Share of profits of associates accounted for using equity method		89,355	98,908
Expenses			
Manufacturing & operations		(1,530,747)	(1,136,200)
Engineering & quality assurance		(403,038)	(397,143)
Administration		(2,034,534)	(1,918,246)
Sales & marketing		(1,913,258)	(1,606,326)
Results from operating activities	8	834,635	145,580
Finance income		46,898	32,327
Finance expense		(804,739)	(470,711)
Net finance expense	9	(757,841)	(438,384)
Profit / (Loss) before income tax		76,794	(292,804)
Income tax benefit / (expense)	10	-	-
Profit / (Loss) from continuing operations		76,794	(292,804)
Profit / (Loss) for the period		76,794	(292,804)
Other comprehensive income			
<i>Items that are or may be reclassified to the profit or loss</i>			
Foreign currency translation differences for foreign operations - continuing operations		(69)	(404)
Other comprehensive income for the period, net of income tax		(69)	(404)
Total comprehensive income for the period		76,725	(293,208)
Earnings / (loss) per share			
Basic earnings per share (cents)	23	0.01	(0.04)
Diluted earnings per share (cents)	23	0.01	(0.03)
Continuing operations			
Basic earnings per share (cents)	23	0.01	(0.04)
Diluted earnings per share (cents)	23	0.01	(0.03)

The notes on pages 30 to 62 are an integral part of these consolidated financial statements.

INVENTIS LIMITED AND ITS CONTROLLED ENTITIES
CONSOLIDATED STATEMENT OF CHANGES IN EQUITY
FOR THE YEAR ENDED 30 JUNE 2021

Consolidated	Attributable to equity holders of the Company				
	Share capital	Options Reserve	Foreign Currency Retranslation Reserve	(Accumulated losses)	Total equity
Balance at 1 July 2019	33,603,584	-	(1,095,799)	(35,581,569)	(3,073,784)
Total comprehensive income for the period					
Loss for the period	-	-	-	(292,804)	(292,804)
<i>Other comprehensive income</i>					
Foreign currency translation differences for foreign operations					
- continuing operations	-	-	(404)	-	(404)
Total other comprehensive income	-	-	(404)	-	(404)
Total comprehensive loss for the period	-	-	(404)	(292,804)	(293,208)
 Transactions with owners, recorded directly in equity					
<i>Contributions by and distributions to owners</i>					
Issue of ordinary shares	936,866	-	-	-	936,866
Share issue cost	(25,157)	-	-	-	(25,157)
Share Based Payments	-	17,982	-	-	17,982
Total contributions by and distributions to owners	911,709	17,982	-	-	929,691
Total transactions with owners	911,709	17,982	-	-	929,691
Balance at 30 June 2020	34,515,293	17,982	(1,096,203)	(35,874,373)	(2,437,301)

The notes on pages 30 to 62 are an integral part of these consolidated financial statements.

INVENTIS LIMITED AND ITS CONTROLLED ENTITIES
CONSOLIDATED STATEMENT OF CHANGES IN EQUITY
FOR THE YEAR ENDED 30 JUNE 2021

Consolidated	Attributable to equity holders of the Company				
	Share capital	Options Reserve	Foreign currency retranslation	(Accumulated losses)	Total equity
Balance at 1 July 2020	34,515,293	17,982	(1,096,203)	(35,874,373)	(2,437,301)
Total comprehensive income for the period					
Profit for the period	-	-	-	76,794	76,794
<i>Other comprehensive income</i>					
Foreign currency translation differences for foreign operations					
- continuing operations	-	-	(69)	-	(69)
Total other comprehensive income	-	-	(69)	76,794	76,725
Total comprehensive income for the period	-	-	(69)	76,794	76,725
Transactions with owners, recorded directly in equity					
<i>Contributions by and distributions to owners</i>					
Issue of ordinary shares	985,944	-	-	-	985,944
Shortfall application monies received	24,256	-	-	-	24,256
Share issue cost	(3,948)	-	-	-	(3,948)
Total contributions by and distributions to owners	1,006,252	-	-	-	1,006,252
Total transactions with owners	1,006,252	-	-	-	1,006,252
Balance at 30 June 2021	35,521,545	17,982	(1,096,272)	(35,797,579)	(1,354,324)

The notes on pages 30 to 62 are an integral part of these consolidated financial statements.

INVENTIS LIMITED AND ITS CONTROLLED ENTITIES
CONSOLIDATED STATEMENT OF FINANCIAL POSITION
AS AT 30 JUNE 2021

		Consolidated	
	Note	2021	2020
Current Assets			
Cash and cash equivalents	11	757,948	556,937
Trade and other receivables	12	3,168,670	2,464,299
Inventories	13	2,287,764	1,961,537
Prepayments		-	15,495
Total current assets		6,214,382	4,998,268
Non-current assets			
Property, plant and equipment	16	152,277	154,646
Right of Use Asset	20	1,665,173	588,040
Investments accounted for using the equity method		240,185	98,908
Other financial assets	14	67,094	87,145
Intangible assets	17	3,395,779	3,400,746
Total non-current assets		5,520,508	4,329,485
Total assets		11,734,890	9,327,753
Current Liabilities			
Trade and other payables	18	3,076,697	3,639,592
Interest-bearing liabilities	19	1,093,077	686,713
Current lease liability	20	751,041	358,530
Employee benefits	21	944,070	796,320
Unearned Income		463,707	324,269
Provision for income tax		1,994	2,634
Total current liabilities		6,330,586	5,808,058
Non-current liabilities			
Interest-bearing liabilities	19	5,595,000	5,621,041
Non current lease liability	20	1,103,369	294,610
Employee benefits	21	60,259	41,345
Total non-current liabilities		6,758,628	5,956,996
Total liabilities		13,089,214	11,765,054
Net Liabilities		(1,354,324)	(2,437,301)
Equity			
Share capital	22	35,521,545	34,515,293
Reserves	22	(1,078,290)	(1,078,221)
Accumulated losses		(35,797,579)	(35,874,373)
Total equity		(1,354,324)	(2,437,301)

The notes on pages 30 to 62 are an integral part of these consolidated financial statements.

INVENTIS LIMITED AND ITS CONTROLLED ENTITIES
CONSOLIDATED STATEMENT OF CASH FLOWS
FOR THE YEAR ENDED 30 JUNE 2021

		Consolidated	
	Note	2021	2020
Cash flows from operating activities			
Receipts from customers		10,541,482	8,393,978
Receipts from government grants	8	1,121,850	441,883
Payments to suppliers and employees		(11,570,382)	(9,470,669)
Cash generated from operations		92,950	(634,808)
Interest received		1,600	17,591
Interest paid		(804,739)	(470,711)
Net cash used in operating activities	31	(710,189)	(1,087,928)
Cash flows from investing activities			
Purchase of fixed assets	16	(53,258)	(55,772)
Purchase of investments		-	(141,161)
Proceeds from the sale of fixed assets		13,724	500
Net cash (used in) investing activities		(39,534)	(196,433)
Cash flows from financing activities			
Proceeds from rights offer		1,010,200	936,866
Transactions costs paid		(3,948)	(25,157)
Proceeds from borrowings		638,364	1,429,213
Repayment of borrowings		(258,041)	(262,400)
Lease principal payments		(435,841)	(662,615)
Net cash from financing activities		950,734	1,415,907
Net (decrease) / increase in cash and cash equivalents		201,011	131,546
Cash and cash equivalents at 1 July		556,937	425,391
Cash and cash equivalents at 30 June	11	757,948	556,937

The notes on pages 30 to 62 are an integral part of these consolidated financial statements.

INVENTIS LIMITED AND ITS CONTROLLED ENTITIES
INDEX TO NOTES TO THE FINANCIAL STATEMENTS

Note	Detail	Page Number
1	Reporting Entity	31
2	Basis of Preparation	31
3	Significant Accounting Policies	33
4	Determination of Fair Values	41
5	Financial Risk Management	41
6	Segment Reporting	43
7	Revenue	45
8	Other Income and Expenses	45
9	Finance Income and Finance Expenses recognised in Profit or Loss	46
10	Income Tax Benefit / Expense	46
11	Cash and Cash Equivalents	46
12	Trade and Other Receivables	47
13	Inventories	47
14	Other Financial Assets	47
15	Tax Assets and Liabilities	48
16	Plant, Property and Equipment	49
17	Intangible Assets	50
18	Trade and Other Payables	52
19	Interest Bearing Liabilities	53
20	Lease Liabilities	53
21	Employee Benefits	53
22	Capital and Reserves	54
23	Earnings / (Loss) per Share	55
24	Financial Instruments	56
25	Related Parties	59
26	Acquisition of Subsidiaries and Associates	60
27	Group Entities	61
28	Parent Entity Disclosures	61
29	Subsequent Events	62
30	Auditor's Remuneration	62
31	Reconciliation of (Loss) after Income Tax to Net Cash Outflow from Operating Activities	62

INVENTIS LIMITED AND ITS CONTROLLED ENTITIES

NOTES TO THE FINANCIAL STATEMENTS FOR THE YEAR ENDED 30 JUNE 2021

NOTE 1 REPORTING ENTITY

Inventis Limited (the “Company”) is a company domiciled in Australia and incorporated in Australia. The current address of the Company’s registered office is Unit 4, 2 Southridge Street, Eastern Creek NSW 2766. The Financial Statements of the Company as at and for the year ended 30 June 2021 comprise the Company and its subsidiaries (together referred to as the “Group” and individually as “Group entities”). The Group is a “for profit” entity and a manufacturer of products and services including ergonomic office furniture, electronic control systems and computing products (see Note 6 – Segment Reporting).

NOTE 2 BASIS OF PREPARATION

(a) Statement of compliance

These general purpose financial statements have been prepared in accordance with Australian Accounting Standards (AASBs) (including Australian Interpretations) adopted by the Australian Accounting Standards Board (AASB) and the Corporations Act, 2001. The Financial Statements were authorised for issue by the Board of Directors on 30 September 2021.

These consolidated financial statements have been prepared in accordance with and in compliance with IFRS.

(b) Basis of measurement

The consolidated financial statements have been prepared on the historical cost basis, except for financial assets and liabilities which are recognised initially at fair value.

The methods used to measure fair values are discussed further in Note 4.

(c) Functional and presentation currency

These consolidated financial statements are presented in Australian dollars, which is the Company’s functional currency and the functional currency of the majority of the Group.

(d) Use of estimates and judgements

The preparation of financial statements in conformity with AASBs requires management to make judgements, estimates and assumptions that affect the application of accounting policies and the reported amounts of assets, liabilities, income and expenses. Actual results may differ from these estimates.

Estimates and underlying assumptions are reviewed on an ongoing basis. Revisions to accounting estimates are recognised in the period in which the estimates are revised and in any future periods affected.

In particular, significant areas of estimation uncertainty and critical judgements in applying accounting policies that have the most significant effect on the amount recognised in the financial statements are:

- Note 15(i) and (ii) – Tax assets and liabilities
- Note 17 – Intangible assets
- Note 20 – Leases, incremental borrowing rate, lease period

(e) Going concern

The financial report has been prepared on the going concern basis, which assumes, the continuity of normal business activities and the realisation of assets and settlement of liabilities in the ordinary course of business.

As at 30 June 2021 the Group’s current liabilities exceeded its current assets by \$116,204 (2020: \$809,790) an improvement of \$693,586 from the previous financial year. This shortfall has been subsequently addressed as in early July, the Group raised a further \$1.7M of equity that was used to repay short- and long-term debt and provide working capital. Had these funds been raised prior to year-end, and thus the purchase order funding facility of \$357,293 repaid prior to the financial year end then the current assets would have exceeded current liabilities by \$241,089 as at 30 June 2021. In addition, the additional capital raised would also have ensure a net equity position of \$401,176.

The Group recorded a profit for the financial year of \$76,794 (2020: \$292,804 loss).

The Group incurred net cash outflows from operating activities for the full year of \$710,189 (2020: \$1,087,928) an improvement of \$377,739 from the prior year.

There was no breach of any loan covenants as at 30 June 2021.

Management has prepared detailed budgets and forecasts for the year ending 30 June 2022 which show improving financial results and the Directors anticipate that improved profitability and cash flows will enable the Group to continue as a going concern.

INVENTIS LIMITED AND ITS CONTROLLED ENTITIES

NOTES TO THE FINANCIAL STATEMENTS FOR THE YEAR ENDED 30 JUNE 2021

NOTE 2 BASIS OF PREPARATION (CONTINUED)

(e) Going concern (continued)

The detailed budgets have considered the continued impact of the Covid environment for the financial year ending 30 June 2022 after which a return to normal business conditions is anticipated for the following financial year.

In addition, the Group will continue to raise additional equity or obtain loan financing as and when required to supplement both operational needs but also to pursue further profitable acquisitions to be incorporated into the Group.

In relation to the Directors' assessment of the ability of the Group to continue as a going concern, and therefore, the basis of preparation of this financial report, the directors have considered the following:

- Management has prepared a forecast that shows that the Group will generate a profit and positive cash flows for the years ending 30 June 2022 and 2023. The Directors have reviewed these forecasts and believe that, based on the continuing improvement in operating results, there will be sufficient cash inflows and facilities available to enable the Group to fund its operations for at least 12 months from the date of authorisation of these financial statements;
- The impact of the Covid business environment for the year ending 2022 will be more than offset from the full year trading particularly when overseas travel re commences late into the first half of the 2022 financial year;
- The Group continues to invest in senior sales personnel including ongoing product specific training and as a result the Group has a strong pipeline of sales and has achieved improved sales and gross margin in the current year which is expected to be maintained going forward. The significant local and international supply agreements with both multinational commercial organisations and government entities are valid for up to three years in some instances. These preferred supplier agreements are in both key divisions;
- The Directors are confident that the Group has sufficient facilities in place to meet the Group's requirements for 2022 and that all covenants required to be met to maintain these facilities will be met as they were for the financial year ended 30 June 2021. The Group has the following finance facilities in place at 30 June 2021:
 - A term loan facility with THN Capital Solutions Pty Limited, a related party of the Group, of \$5,600,000, which was drawn to \$5,595,000 at balance date along with an undertaking of a possible further extension to the term of loan for a further 12 months. In addition, because of the capital raised post year end, the loan was further reduced to \$4,575,144 post year end. As such there is \$1,024,856 available to be drawn down (limit of the long term loan is \$5,600,000); and
 - A debtor finance facility of \$7,200,000 with THN Capital Solutions Pty Limited, a related party of the Group, which was drawn to \$735,784 at balance date. Based upon the Group's Debtors, an amount of \$1,444,683 was available to be drawn as of 30 June 2021; and
 - Should the Group require, an additional short-term loan facility is available to confirmed sales order funding for use in the current financial year on any major projects subject to the approval of THN Capital Solutions Pty Limited, a related party of the Group. The short-term facility, which is linked to the invoice finance facility, of \$1,500,000 is available to fund specific large projects which assist in the management of free working capital of the Group; and
- The Group instigated a rights issue in May 2021 to raise approximately \$4.3 million. As part of this we were successful in raising \$904,944 of capital from existing shareholders. Subsequently on 16 July 2021 the Group was able to raise an additional \$1,755,955 from the shortfall of the rights offer from May 2021. There was \$1,665,500 raised from a fund manager and the remainder raised from existing shareholders taking up additional shares from the shortfall pool. The Directors envisage the final raising of capital for the shortfall will occur in March 2022 at which time the rights issue would be fully subscribed; and
- Whilst the long-term loan with THN Capital Solutions Pty Limited expires on 1 July 2022, management has obtained confirmation that they are willing to extend the loan for an additional 12 months to 1 July 2023 subject to fees and charges.

The Directors have therefore concluded that it is appropriate to prepare the financial report on a going concern basis, as they are confident the Group will be able to pay its debts as and when they become due and payable through positive cash flows from operations and finance facilities.

INVENTIS LIMITED AND ITS CONTROLLED ENTITIES

NOTES TO THE FINANCIAL STATEMENTS FOR THE YEAR ENDED 30 JUNE 2021

NOTE 3 SIGNIFICANT ACCOUNTING POLICIES

The accounting policies set out have been applied consistently to all periods presented in these consolidated financial statements, and have been applied consistently by Group entities.

(a) Basis of consolidation

i. Principles of consolidation

The consolidated financial statements incorporate the assets and liabilities of all subsidiaries of Inventis Limited ("Company" or "Parent Entity") as at 30 June 2021 and the results of all subsidiaries for the year then ended. Inventis Limited and its subsidiaries together are referred to in these Financial Statements as the Group or the Consolidated Entity.

Subsidiaries are all those entities over which the Group has control. The Group controls an entity when the Group is exposed to, or has rights to, variable returns from its involvement with the entity and has the ability to affect those returns through its power to direct the activities of the entity. Subsidiaries are fully consolidated from the date on which control is transferred to the Group. They are deconsolidated from the date that control ceases.

1. Acquisitions

(a) Business Combination

Business combination occurs where an acquirer obtains control over one or more businesses. A business combination is accounted for by applying the acquisition method, unless it is a combination involving entities or businesses under common control. The business combination will be accounted for from the date that control is obtained, whereby the fair value of the identifiable assets acquired and liabilities (including contingent liabilities) assumed is recognised (subject to certain limited exemptions).

When measuring the consideration transferred in the business combination, any asset or liability resulting from a contingent consideration arrangement is also included. Subsequent to initial recognition, contingent consideration classified as equity is not measured and its subsequent settlement is accounted for within equity. Contingent consideration classified as an asset or liability is remeasured in each reporting period to fair value, recognising any change to the fair value in profit and loss, unless the change in value can be identified as existing at acquisition date.

All transactions costs incurred in relation to the business combinations, other than those associated with the issue of a financial instrument, are recognised as expenses in profit and loss when incurred. The acquisition of a business may result in the recognition of goodwill or a gain from a bargain purchase.

(b) Associates

Associates are entities over which the consolidated entity has significant influence but not control or joint control. Investments in associates are accounted for using the equity method. Under the equity method, the share of the profits or losses of the associate is recognised in profit or loss and the share of the movements in equity is recognised in other comprehensive income. Investments in associates are carried in the statement of financial position at cost plus post-acquisition changes in the consolidated entity's share of net assets of the associate. Goodwill relating to the associate is included in the carrying amount of the investment and is neither amortised nor individually tested for impairment. Dividends received or receivable from associates reduce the carrying amount of the investment.

When the consolidated entity's share of losses in an associate equal or exceeds its interest in the associate, including any unsecured long-term receivables, the consolidated entity does not recognise further losses, unless it has incurred obligations or made payments on behalf of the associate.

The consolidated entity discontinues the use of the equity method upon the loss of significant influence over the associate and recognises any retained investment at its fair value. Any difference between the associate's carrying amount, fair value of the retained investment and proceeds from disposal is recognised in profit or loss.

ii. Transactions eliminated on consolidation

Intra-group balances and transactions, and any unrealised income and expenses arising from intra-group transactions, are eliminated in preparing the consolidated financial statements. Unrealised losses are eliminated in the same way as unrealised gains, but only to the extent that there is no evidence of impairment.

INVENTIS LIMITED AND ITS CONTROLLED ENTITIES

NOTES TO THE FINANCIAL STATEMENTS FOR THE YEAR ENDED 30 JUNE 2021

NOTE 3 SIGNIFICANT ACCOUNTING POLICIES (continued)

(b) Foreign currency

i. Foreign currency transactions

Transactions in foreign currencies are translated to the respective functional currencies of Group entities at exchange rates at the dates of the transactions. Monetary assets and liabilities denominated in foreign currencies at the reporting date are retranslated to the functional currency at the exchange rate at that date. The foreign currency gain or loss on monetary items is the difference between amortised cost in the functional currency at the beginning of the period, adjusted for effective interest and payments during the period, and the amortised cost in foreign currency translated at the exchange rate at the end of the reporting period.

Non-monetary assets and liabilities denominated in foreign currencies that are measured at fair value are retranslated to the functional currency at the exchange rate at the date that the fair value was determined. Foreign currency gains and losses resulting from the settlement of such transactions and from the translation at year end exchange rates of monetary assets and liabilities denominated in foreign currencies are recognised in profit or loss.

ii. Foreign operations

The assets and liabilities of foreign operations, including goodwill and fair value adjustments arising on acquisition, are translated to Australian dollars at exchange rates at the reporting date. The income and expenses of foreign operations are translated to Australian dollars at exchange rates at the dates of the transactions.

Foreign currency differences are recognised in other comprehensive income, and presented in the foreign currency translation reserve (translation reserve) in equity.

When the settlement of a monetary item receivable from or payable to a foreign operation is neither planned nor likely in the foreseeable future, foreign exchange gains and losses arising from such a monetary item are considered to form part of a net investment in a foreign operation and are recognised in other comprehensive income, and are presented within equity in the translation reserve in equity.

(c) Financial instruments

Financial assets are classified into the following specified categories: financial assets 'at fair value through profit or loss', financial assets at 'amortised cost'. The classification depends on the nature and purpose of the financial assets and is determined at the time of initial recognition.

Cash and cash equivalents, trade receivables, other assets and other financial assets are measured at amortised cost using the effective interest method less impairment.

The effective interest method is a method of calculating the amortised cost of a financial asset and of allocating interest income over the relevant period. The effective interest rate is the rate that exactly discounts estimated future cash receipts (including all fees on points paid or received that form an integral part of the effective interest rate, transaction costs and other premiums or discounts) through the expected life of the financial asset, or, where appropriate, a shorter period.

Interest income is recognised on an effective interest rate basis for debt instruments other than those financial assets 'at fair value through profit or loss'.

INVENTIS LIMITED AND ITS CONTROLLED ENTITIES
NOTES TO THE FINANCIAL STATEMENTS FOR THE YEAR ENDED 30 JUNE 2021

NOTE 3 SIGNIFICANT ACCOUNTING POLICIES (continued)

(c) Financial instruments (continued)

i. Share capital

Ordinary shares

Ordinary shares are classified as equity. Incremental costs directly attributable to the issue of ordinary shares and share options are recognised as a deduction from equity, net of any tax effects.

Dividends

Dividends are recognised as a liability in the period in which they are declared, being appropriately authorised and no longer at the discretion of the entity, on or before the end of the financial year but not distributed at reporting date.

(d) Property, plant and equipment

i. Recognition and measurement

Property, plant and equipment are measured at cost less accumulated depreciation and accumulated impairment losses. Historical cost includes expenditure that is directly attributable to the acquisition of the items.

Cost includes expenditure that is directly attributable to the acquisition of the asset. The cost of self-constructed assets includes the cost of materials and direct labour, any other costs directly attributable to bringing the assets to a working condition for their intended use, the costs of dismantling and removing the items and restoring the site on which they are located.

When parts of an item of property, plant and equipment have different useful lives, they are accounted for as separate items (major components) of property, plant and equipment.

Gains and losses on disposal of an item of property, plant and equipment are determined by comparing the proceeds from disposal with the carrying amount of property, plant and equipment and are recognised through profit or loss.

Purchased software that is integral to the functionality of the related equipment is capitalised as part of that equipment.

ii. Subsequent costs

The cost of replacing a part of an item of property, plant and equipment is recognised in the carrying amount of the item if it is probable that the future economic benefits embodied within the part will flow to the Group, and its cost can be measured reliably. The carrying amount of the replaced part is derecognised. The costs of the day-to-day servicing of property, plant and equipment are recognised in profit or loss as incurred.

iii. Depreciation

Depreciation is calculated over the depreciable amount, which is the cost of an asset, or other amount substituted for cost, less its residual value.

Depreciation is recognised in profit or loss on a straight-line basis, for assets acquired after 2008 and diminishing value prior to 2008, over the estimated useful lives of each part of an item of property, plant and equipment, since this most closely reflects the expected pattern of consumption of the future economic benefits embodied in the asset. Leased assets are depreciated over the shorter of the lease term and their useful lives unless it is reasonably certain that the Group will obtain ownership by the end of the lease term.

Depreciation Rates calculated under the straight line method (unless otherwise stated) for the current and comparative periods are as follows:

Leasehold improvements 2.5%	Plant and equipment 9% - 50%
Furniture and fittings 11.25% - 40%	Motor vehicles 22.5%
Leased plant and equipment 20% - 33%	

Depreciation methods, useful lives and residual values are reviewed at each financial year-end and adjusted if appropriate.

INVENTIS LIMITED AND ITS CONTROLLED ENTITIES
NOTES TO THE FINANCIAL STATEMENTS FOR THE YEAR ENDED 30 JUNE 2021

NOTE 3 SIGNIFICANT ACCOUNTING POLICIES (continued)

(e) Intangible assets

i. Goodwill

Goodwill that arises upon the acquisition of subsidiaries is included in intangible assets.

Subsequent measurement

Goodwill is measured at cost less accumulated impairment losses.

ii. Research and development

Expenditure on research activities, undertaken with the prospect of gaining new scientific or technical knowledge and understanding, is recognised in profit or loss as incurred.

Development activities involve a plan or design for the production of new or substantially improved products and processes. Development expenditure is capitalised only if development costs can be measured reliably, the product or process is technically and commercially feasible, future economic benefits are probable, and the Group intends to and has sufficient resources to complete development and to use or sell the asset. The expenditure capitalised includes the cost of materials, direct labour and overhead costs that are directly attributable to preparing the asset for its intended use, and capitalised borrowing costs (see note 3(d)(i)). Other development expenditure is recognised in profit or loss as incurred.

Capitalised development expenditure is measured at cost less accumulated amortisation and accumulated impairment losses. The amortisation period used in the financial statements is 10 years.

iii. Customer relationships, patents and trademarks

Customer relationships have a finite useful life and are carried at cost less accumulated amortisation and impairment losses. Amortisation is calculated using the straight-line method over their estimated useful lives, which vary from 2 to 6 years.

The amortisation periods used in the Financial Statements are:

Customer relationships 5 years and are fully amortised

Brands, patents and trademarks are not amortised as they have an indefinite useful life

iv. Other intangible assets

Other intangible assets that are acquired by the Group and have finite useful lives are measured at cost less accumulated amortisation and accumulated impairment losses.

v. Subsequent expenditure

Subsequent expenditure is capitalised only when it increases the future economic benefits embodied in the specific asset to which it relates. All other expenditure, including expenditure on internally generated goodwill and brands, is recognised in profit or loss as incurred.

vi. Amortisation

Amortisation is recognised in profit or loss on a straight-line basis over the estimated useful lives of intangible assets, other than goodwill, from the date that they are available for use.

INVENTIS LIMITED AND ITS CONTROLLED ENTITIES

NOTES TO THE FINANCIAL STATEMENTS FOR THE YEAR ENDED 30 JUNE 2021

(f) Leases

The Group leases a number of assets that include property and equipment. The Group previously classified leases as operating or finance leases based on its assessment of whether the lease transferred significantly all of the risks and rewards incidental to ownership of the underlying asset to the Group. Under AASB 16 the Group recognises right of use assets and lease liabilities for most of these leases.

At commencement or on modification of a contract that contains a lease component, the Group allocates the consideration in the contract to each lease component on the basis of its relative stand-alone price.

On transition for these leases, the lease liabilities were measured at the present value of the remaining lease payments, discounted at the Groups borrowing rate. The Group did not recognise right of uses assets and liabilities for leases for which the lease term ends within 12 months of the date of initial application or were low value assets. The right of use asset is depreciated on a straight-line basis over the term of the lease.

- Right-of-use assets

A right-of-use asset is recognised at the commencement date of a lease. The right-of-use asset is measured at cost, which comprises the initial amount of the lease liability, adjusted for, as applicable, any lease payments made at or before the commencement date net of any lease incentives received, any initial direct costs incurred, and, except where included in the cost of inventories, an estimate of costs expected to be incurred for dismantling and removing the underlying asset, and restoring the site or asset.

Right of use assets are depreciated on a straight-line basis over the term of the lease. Where the consolidated entity expects to obtain ownership of the leased asset at the end of the lease term, the depreciation is over its estimated useful life. Right-of use assets are subject to impairment or adjusted for any remeasurement of lease liabilities.

The consolidated entity has elected not to recognise a right-of-use asset and corresponding lease liability for short-term leases with terms of 12 months or less and leases of low-value assets. Lease payments on these assets are expensed to profit or loss as incurred.

- Lease liabilities

A lease liability is recognised at the commencement date of a lease. The lease liability is initially recognised at the present value of the lease payments to be made over the term of the lease, discounted using the interest rate implicit in the lease or, if that rate cannot be readily determined, the consolidated entity's incremental borrowing rate. Lease payments comprise of fixed payments less any lease incentives receivable, variable lease payments that depend on an index or a rate, amounts expected to be paid under residual value guarantees, exercise price of a purchase option when the exercise of the option is reasonably certain to occur, and any anticipated termination penalties. The variable lease payments that do not depend on an index or a rate are expensed in the period in which they are incurred.

Lease liabilities are measured at amortised cost using the effective interest method. The carrying amounts are remeasured if there is a change in the following: future lease payments arising from a change in an index or a rate used; residual guarantee; lease term; certainty of a purchase option and termination penalties. When a lease liability is remeasured, an adjustment is made to the corresponding right-of use asset, or to profit or loss if the carrying amount of the right-of-use asset is fully written down.

(g) Inventories

Raw materials and stores, work in progress and finished goods are measured at the lower of cost and net realisable value. Cost comprises direct materials, direct labour, and an appropriate proportion of variable and fixed overhead expenditure, the latter being allocated on the basis of normal operating capacity. Costs are assigned to individual items of inventory on the basis of weighted average costs. Costs of purchased inventory are determined after deducting rebates and discounts. Net realisable value is the estimated selling price in the ordinary course of business less the estimated costs of completion and the estimated costs necessary to make the sale.

INVENTIS LIMITED AND ITS CONTROLLED ENTITIES

NOTES TO THE FINANCIAL STATEMENTS FOR THE YEAR ENDED 30 JUNE 2021

NOTE 3 SIGNIFICANT ACCOUNTING POLICIES (continued)

(h) Impairment

i. Impairment of financial assets

Impairment is measured using a 12-month ECL method unless the credit risk on a financial asset has increased significantly since recognition in which case the lifetime ECL method is adopted.

Trade and other receivables

The Company has adopted a simplified approach for trade receivables with an amount equal to the full expected credit losses to be recognised. The expected loss rates are based on the Company's movement of balances from one aging category to the next to indicate increase in collection time which is an indicator of the probability of default. These loss rates are then applied to the individual aging categories to calculate an expected credit loss. Refer to Note 12 for further details.

ii. Non-financial assets

The carrying amounts of the Group's non-financial assets, other than inventories and deferred tax assets, are reviewed at each reporting date to determine whether there is any indication of impairment. If any such indication exists, then the asset's recoverable amount is estimated. For goodwill and intangible assets that have indefinite useful lives or that are not yet available for use, the recoverable amount is estimated each year at the same time. An impairment loss is recognised if the carrying amount of an asset or its related cash-generating unit (CGU) exceeds its estimated recoverable amount.

The recoverable amount of an asset or CGU unit is the greater of its value in use and its fair value less costs to sell. In assessing value in use, the estimated future cash flows are discounted to their present value using a pre-tax discount rate that reflects current market assessments of the time value of money and the risks specific to the asset. For the purpose of impairment testing, assets that cannot be tested individually are grouped together into the smallest group of assets that generates cash inflows from continuing use that are largely independent of the cash inflows of other assets or CGU. Subject to an operating segment ceiling test, for the purposes of goodwill impairment testing, CGUs to which goodwill has been allocated are aggregated so that the level at which impairment is tested reflects the lowest level at which goodwill is monitored for internal reporting purposes. The Group's corporate assets do not generate separate cash inflows and are utilised by more than one CGU.

Corporate assets are allocated to CGUs on a reasonable and consistent basis and tested for impairment as part of the testing of the CGU to which the corporate asset is allocated.

Impairment losses are recognised in profit or loss. Impairment losses recognised in respect of CGUs are allocated first to reduce the carrying amount of any goodwill allocated to the CGU (or group of CGUs), and then to reduce the carrying amounts of the other assets in the CGU (or group of CGUs) on a pro rata basis.

An impairment loss in respect of goodwill is not reversed. In respect of other assets, impairment losses recognised in prior periods are assessed at each reporting date for any indications that the loss has decreased or no longer exists. An impairment loss is reversed if there has been a change in the estimates used to determine the recoverable amount. An impairment loss is reversed only to the extent that the asset's carrying amount does not exceed the carrying amount that would have been determined, net of depreciation or amortisation, if no impairment loss had been recognised.

(i) Employee benefits

i. Defined contribution plans

A defined contribution plan is a post-employment benefit plan under which an entity pays fixed contributions into a separate entity and will have no legal or constructive obligation to pay further amounts. Obligations for contributions to defined contribution plans are recognised as an employee benefit expense in profit or loss in the periods during which services are rendered by employees. Prepaid contributions are recognised as an asset to the extent that a cash refund or a reduction in future payments is available. Contributions to a defined contribution plan that are due for more than 12 months after the end of the period in which the employees render the service are discounted to their present value.

ii. Long service leave

Liabilities for long service leave are recognised as part of the provision for employee benefits and measured as the present value of expected future payments to be made in respect of services provided by employees to the reporting date. Consideration is given to expected future salaries and wage levels, experience of employee departures and periods of service.

Expected future payments are discounted using high quality corporate bond rates at reporting date with terms of maturity and currency that match, as closely as possible, the estimated future cash outflows.

INVENTIS LIMITED AND ITS CONTROLLED ENTITIES

NOTES TO THE FINANCIAL STATEMENTS FOR THE YEAR ENDED 30 JUNE 2021

NOTE 3 SIGNIFICANT ACCOUNTING POLICIES (continued)

(i) Employee benefits (continued)

iii. Wages and salaries and annual leave

Liabilities for wages and salaries, including non-monetary benefits and annual leave expected to be settled within 12 months of reporting date are recognised in respect of employees' services rendered up to reporting date and are measured at amounts expected to be paid when the liabilities are settled. Liabilities for wages and salaries are included as part of other payables and liabilities for annual leave are included as part of employee benefits provision.

iv. Bonus plans

The Group recognises an expense and a liability for bonuses when the entity is contractually obliged to make such payments or where there is past practice that has created a constructive obligation.

v. Employee performance option plan

The Group has an Employee Performance Option Plan ("EPOP") available to assist in the attraction, retention, and motivation of employees, senior executives and Executive Directors of the Group. The EPOP is not available to the Non-Executive Directors of the Group. This plan has been approved with effect from 1 July 2008. No options have been granted to date.

(j) Provisions

A provision is recognised if, as a result of a past event, the Group has a present legal or constructive obligation that can be estimated reliably, and it is probable that an outflow of economic benefits will be required to settle the obligation. Provisions are determined by discounting the expected future cash flows at a pre-tax rate that reflects current market assessments of the time value of money and the risks specific to the liability. The unwinding of the discount is recognised as finance cost.

(k) Revenue

Sales revenue is recognised on the satisfaction of each performance obligation the consolidated entity has with its customers, and is measured based on an allocation of the contract's transaction price. The consolidated entity's key performance obligation is the delivery of goods to its customers. Revenue from bill and hold sales are recognised on agreement with the customer at the date the items are available for despatch as satisfaction of the key performance obligation. Revenue from the sale of goods is measured at the fair value of the consideration received or receivable. Key components of the transaction price include the price for the goods, along with stock rotation, rebates, and other similar allowances.

Government grants are recognised as income when it is reasonably certain that the Group complies the conditions attached to them and when the right to receive payment is established. The Group has elected to recognise grant income as other income in the financial statements.

(l) Finance income and finance expenses

Finance income comprises interest income on funds invested and foreign currency gains that are recognised in profit or loss. Interest income is recognised as it accrues in profit or loss, using the effective interest method.

Finance costs comprise interest expense on borrowings, unwinding of the discount on provisions, impairment losses recognised on financial assets, and foreign currency losses that are recognised in profit or loss. Borrowing costs that are not directly attributable to the acquisition, construction or production of a qualifying asset are recognised in profit or loss using the effective interest method.

Foreign currency gains and losses are reported on a net basis as either finance income or finance cost depending on whether foreign currency movements are in a net gain or net loss position.

(m) Income tax

Income tax expense comprises current and deferred tax. Current and deferred tax are recognised in profit or loss except to the extent that it relates to a business combination, or items recognised directly in equity or in other comprehensive income.

INVENTIS LIMITED AND ITS CONTROLLED ENTITIES

NOTES TO THE FINANCIAL STATEMENTS FOR THE YEAR ENDED 30 JUNE 2021

NOTE 3 SIGNIFICANT ACCOUNTING POLICIES (continued)

(n) Income tax (continued)

Current tax is the expected tax payable or receivable on the taxable income or loss for the year, using tax rates enacted or substantively enacted at the reporting date, and any adjustment to tax payable in respect of previous years.

Deferred tax is recognised in respect of temporary differences between the carrying amounts of assets and liabilities for financial reporting purposes and the amounts used for taxation purposes. Deferred tax is not recognised for temporary differences when this does not affect either accounting or taxable profit or loss, and differences relating to investments in subsidiaries and associates and jointly controlled entities to the extent that it is probable that they will not reverse in the foreseeable future. In addition, deferred tax is not recognised for taxable temporary differences arising on the initial recognition of goodwill. Deferred tax is measured at the tax rates that are expected to be applied to temporary differences when they reverse, based on the laws that have been enacted or substantively enacted by the reporting date. Deferred tax assets and liabilities are offset if there is a legally enforceable right to offset current tax liabilities and assets, and they relate to income taxes levied by the same tax authority on the same taxable entity, or on different tax entities, but they intend to settle current tax liabilities and assets on a net basis or their tax assets and liabilities will be realised simultaneously.

A deferred tax asset is recognised for unused tax losses, tax credits and deductible temporary differences, to the extent that it is probable that future taxable profits will be available against which they can be utilised. Deferred tax assets are reviewed at each reporting date and are reduced to the extent that it is no longer probable that the related tax benefit will be realised.

Tax consolidation

The Company and its wholly-owned Australian resident entities are part of a tax-consolidated group. As a consequence, all members of the tax-consolidated group are taxed as a single entity. The head entity within the tax-consolidated group is Inventis Limited.

(o) Goods and services tax

Revenue, expenses and assets are recognised net of the amount of goods and services tax (GST), except where the amount of GST incurred is not recoverable from the taxation authority. In these circumstances, the GST is recognised as part of the cost of acquisition of the asset or as part of the expense.

Receivables and payables are stated with the amount of GST included. The net amount of GST recoverable from, or payable to, the ATO is included as a current asset or liability in the Statement of Financial Position.

Cash flows are included in the Statement of Cash Flows on a gross basis. The GST components of cash flows arising from investing and financing activities which are recoverable from, or payable to, the ATO are classified as operating cash flows.

(p) Earnings per share

The Group presents basic and diluted earnings per share (EPS) data for its ordinary shares. Basic EPS is calculated by dividing the profit or loss attributable to ordinary shareholders of the Company by the weighted average number of ordinary shares outstanding during the period. Diluted EPS is determined by adjusting the profit or loss attributable to ordinary shareholders and the weighted average number of ordinary shares outstanding, adjusted for the effects of all dilutive potential ordinary shares.

(q) Segment reporting

The Group comprises the following main business segments:

- Furniture Division. The design, manufacture and sale of a range of commercial furniture, which includes office chairs, tables, lounges, and workstations; and
- Technology Division. The design and manufacture of custom control and market ready electronic systems, mobile computing solutions and emergency vehicle control systems.

A corporate head office function provides the Group with finance, human resources and IT services, however this corporate function does not satisfy the requirements for disclosures as a reportable segment.

Information regarding the operations of each reportable segment is included in Note 6. Performance is measured based on segment profit before income tax. Segment profit is used to measure performance as management believes that such information is the most relevant in evaluating the results of each segment. Inter-segment pricing is determined on an arm's length basis.

INVENTIS LIMITED AND ITS CONTROLLED ENTITIES

NOTES TO THE FINANCIAL STATEMENTS FOR THE YEAR ENDED 30 JUNE 2021

NOTE 3 SIGNIFICANT ACCOUNTING POLICIES (continued)

(r) Presentation of financial statements

New Accounting Standards and Interpretations not yet mandatory or early adopted

Australian Accounting Standards and Interpretations that have recently been issued or amended but are not yet mandatory, have not been early adopted by the consolidated entity for the annual reporting period ended 30 June 2021.

NOTE 4 DETERMINATION OF FAIR VALUES

A number of the Group's accounting policies and disclosures require the determination of fair value, for both financial and non-financial assets and liabilities. Fair values have been determined for measurement and/or disclosure purposes based on the following methods. When applicable, further information about the assumptions made in determining fair values is disclosed in the Notes specific to that asset or liability.

i. Non-derivative financial liabilities

Fair value, which is determined for disclosure purposes, is calculated based on the present value of future principal and interest cash flows, discounted at the market rate of interest at the reporting date.

NOTE 5 FINANCIAL RISK MANAGEMENT

Overview

The Group has exposure to the following risks from its use of financial instruments:

- credit risk
- liquidity risk
- market risk
- currency risk
- interest rate risk

This note presents information about the Group's exposure to each of the above risks, its objectives, policies and processes for measuring and managing risk, and its management of capital. Further quantitative disclosures are included throughout these Consolidated Financial Statements.

Risk management framework

The Board of Directors has overall responsibility for the establishment and oversight of the risk management framework. The Board is responsible for developing and monitoring risk management policies. Risk management policies are established to identify and analyse the risks faced by the Group, to set appropriate risk limits and controls, and to monitor risks and adherence to limits. Risk management policies and systems are reviewed regularly to reflect changes in market conditions and the Group's activities. The Group, through its training and management standards and procedures, aims to develop a disciplined and constructive control environment in which all employees understand their roles and obligations.

The Board oversees how management monitors compliance with the Group's risk management policies and procedures and reviews the adequacy of the risk management framework in relation to the risks faced by the Group.

Credit risk

Credit risk is the risk of financial loss to the Group if a customer or counterparty to a financial instrument fails to meet its contractual obligations, and arises principally from the Group's receivables from customers.

The Group's exposure to credit risk is influenced mainly by the individual characteristics of each customer. Management has a credit policy in place and the exposure to credit risk is monitored on an ongoing basis. Credit evaluations are performed on all customers requiring credit over a certain amount. The Group does not require collateral in respect of financial assets.

Goods are sold subject to retention of title clauses, so that in the event of non-payment the Group may have a secured claim.

The Group does not require collateral in respect of trade and other receivables.

The Group holds credit risk insurance to limit the exposure to any customer and provide protection against bad debts.

The Group has established an allowance for impairment that represents its estimate of incurred losses in respect of trade and other receivables. The main components of this allowance are a specific loss component that relates to individually significant exposures, and a collective loss component established for groups of similar assets in respect of losses that have been incurred but not yet identified. The collective loss allowance is determined based on historical data of payment statistics for similar financial assets.

At the reporting date there were no significant concentrations of credit risk. The maximum exposure to credit risk is represented by the carrying amount of each financial asset in the Statement of Financial Position.

INVENTIS LIMITED AND ITS CONTROLLED ENTITIES

NOTES TO THE FINANCIAL STATEMENTS FOR THE YEAR ENDED 30 JUNE 2021

NOTE 5 FINANCIAL RISK MANAGEMENT (continued)

Liquidity risk

Liquidity risk is the risk that the Group will encounter difficulty in meeting the obligations associated with its financial liabilities that are settled by delivering cash or another financial asset. The Group's approach to managing liquidity is to ensure, as far as possible, that it will always have sufficient liquidity to meet its liabilities when due, under both normal and stressed conditions, without incurring unacceptable losses or risking damage to the Group's reputation.

- The Group has the following finance facilities in place at 30 June 2021:
 - A debtor finance facility of \$7,200,000 with THN Capital Solutions Pty Limited, a related party of the Group, which was drawn to \$735,784 at balance date. Based upon the Group's Debtors, an amount of \$1,444,683 was available to be drawn as at 30 June 2021; and
 - A term loan facility with THN Capital Solutions Pty Limited, a related party of the Group, of \$5,600,000, which was drawn to \$5,595,00 at balance date.

The Group also has access to both short term and long loan funding from a related party (refer Note 25(ii)).

Market risk

Market risk is the risk that changes in market prices, such as foreign exchange rates, interest rates and equity prices will affect the Group's income or the value of its holdings of financial instruments. The objective of market risk management is to manage and control market risk exposures within acceptable parameters, while optimising the return.

The Group does not have a significant exposure to equity price risk.

The Group does not enter into derivatives. All market risk transactions are carried out within guidelines set by the Board.

Currency risk

The Group is exposed to currency risk on sales, purchases and borrowings that are denominated in a currency other than the respective functional currencies of Group entities, primarily the Australian dollar (AUD) and US dollar (USD). The currencies in which these transactions primarily are denominated are AUD.

Foreign exchange risk arises when future commercial transactions and recognised assets and liabilities are denominated in a currency that is not the entity's functional currency.

The Group's Technology Division both purchases and sells internationally in USD. International sales and purchases are operated through USD bank accounts. This provides a limited natural hedge against foreign exchange risk.

Interest rate risk

The Group's fixed-rate borrowings are exposed to a risk of change in their fair value due to changes in interest rates. The Group's variable-rate borrowings are exposed to a risk of change in cash flows due to changes in interest rates. Investments in short-term receivables and payables are not exposed to interest rate risk.

Exposure to credit, interest rate and currency risks arises in the normal course of the Group's business.

Capital management

The Board's policy is to maintain a strong capital base so as to maintain investor, creditor and market confidence and to sustain future development of the business. The Board of Directors monitors the return on capital, which the Group defines as the result from operating activities divided by total shareholders' equity.

There were no changes in the Group's approach to capital management during the year.

Neither the Company nor the Group are subject to externally imposed capital requirements.

INVENTIS LIMITED AND ITS CONTROLLED ENTITIES
NOTES TO THE FINANCIAL STATEMENTS FOR THE YEAR ENDED 30 JUNE 2021

NOTE 6 SEGMENT REPORTING

The Group comprises the following main business segments:

- Furniture Division. The design, manufacture and sale of a range of commercial furniture, which includes office chairs, tables, lounges, and workstations; and
- Technology Division. The design and manufacture of custom control and market ready electronic systems, mobile computing solutions and emergency vehicle control systems.

A corporate head office function provides the Group with finance, human resources and IT services; however, this corporate function does not satisfy the requirements for disclosure as a reportable segment. This is consistent with the component information provided to the General Manager and Board, who are the chief operating decision makers in relation to decisions about resources allocated to each segment and its performance.

Information regarding the operations of each reportable segment is included below. Performance is measured based on segment profit before income tax. Segment profit is used to measure performance as management believes that such information is the most relevant in evaluating the results of each segment. Inter-segment pricing is determined on an arm's length basis. During the year the financial year 2021 the direct payroll costs were included in the business operating costs while the re-allocation of share cost relating to facilities and administration were included as part of the shared services allocation for the year. It should be noted that for the financial year 2020 the Group implement a program of reallocation and direct shared costs for payroll to the operating divisions of \$3,008,029 which were absorbed directly in 2021 into the segments operating costs.

Information about reportable segments is as follows:

	Furniture Division		Technology Division		Segment Total		Other		Consolidated	
	2021	2020	2021	2020	2021	2020	2021	2020	2021	2020
Total revenue	7,963,383	6,470,073	2,748,829	1,763,500	10,712,212	8,233,573	-	-	10,712,212	8,233,573
Inter-segment revenue	(152,875)	(217,803)	-	-	(152,875)	(217,803)	-	-	(152,875)	(217,803)
Total external revenue	7,810,508	6,252,270	2,748,829	1,763,500	10,559,337	8,015,770	-	-	10,559,337	8,015,770
Earnings before shared services	1,016,081	3,154,976	979,310	1,259,341	1,995,391	4,414,317	(459,619)	(3,591,553)	1,535,772	822,764
Share services cost allocations	(770,115)	(1,831,951)	(547,360)	(1,176,078)	(1,317,475)	(3,008,029)	1,317,475	3,008,029	-	-
EBITDA	245,966	1,323,025	431,950	83,263	677,916	1,406,288	857,856	(583,524)	1,535,772	822,764
Interest revenue	1,461	963	93	5	1,554	968	46	16,623	1,600	17,591
Net foreign exchange profit / (loss)	4,650	(4,723)	40,649	18,226	45,299	13,503	-	-	45,299	13,503
Dividends received	-	-	-	-	-	-	-	1,233	-	1,233
Interest expense	(181,818)	(274,444)	(34,466)	(30,754)	(216,284)	(305,198)	(588,455)	(165,513)	(804,739)	(470,711)
Depreciation	(153,635)	(113,322)	(1,639)	(1,942)	(155,274)	(115,264)	(540,896)	(559,122)	(696,170)	(674,386)
Amortisation	(3,707)	(984)	(1,260)	(1,814)	(4,967)	(2,798)	-	-	(4,967)	(2,798)
Reportable segment profit before income tax (EBT)	(87,083)	930,515	435,327	66,984	348,244	997,499	(271,450)	(1,290,303)	76,794	(292,804)
Other material non-cash items:										
Capital expenditure	(9,793)	(37,732)	(13,301)	(12,600)	(13,301)	(12,600)	(30,164)	(5,440)	(53,258)	(55,772)
Loss on disposal of fixed assets	-	(2,283)	-	(2,350)	-	(2,350)	-	-	-	(4,633)
Reportable segment assets	15,189,342	15,068,142	9,705,120	9,389,510	9,705,120	9,389,510	-	-	24,894,462	24,457,652
Reportable segment liabilities	(5,205,532)	(5,354,542)	(673,423)	(435,848)	(673,423)	(435,848)	-	-	(5,878,955)	(5,790,390)

INVENTIS LIMITED AND ITS CONTROLLED ENTITIES
NOTES TO THE FINANCIAL STATEMENTS FOR THE YEAR ENDED 30 JUNE 2021

NOTE 6 SEGMENT REPORTING (continued)

	Reportable Segment Totals	Corporate / Eliminations	Consolidated totals
<i>Other items 2021</i>			
Interest revenue	1,554	46	1,600
Interest expense	(216,284)	(588,455)	(804,739)
Capital expenditure	(23,094)	(30,164)	(53,258)
Depreciation	(155,274)	(540,896)	(696,170)
Amortisation	4,967	-	4,967

	Reportable Segment Totals	Corporate / Eliminations	Consolidated totals
<i>Other items 2020</i>			
Interest revenue	968	16,623	17,591
Interest expense	(305,198)	(165,513)	(470,711)
Capital expenditure	(50,332)	(5,440)	(55,772)
Depreciation	(115,264)	(559,123)	(674,387)
Amortisation	(2,798)	-	(2,798)

Reconciliations of reportable segment revenues, profit or loss, assets and liabilities and other material items

	2021	2020
Revenues		
Total revenue for reportable segments	10,712,212	8,233,573
Elimination of inter-segment revenue	(152,875)	(217,803)
Consolidated revenue from continuing operations	10,559,337	8,015,770
Profit or loss		
Total profit / (loss) for reportable segments	348,244	987,683
Shared services payroll	105,907	18,982
Shared services facilities	143,300	(672,426)
Share services corporate and unallocated amounts	(520,657)	(627,043)
Consolidated profit / (loss) before income tax from continuing operations	76,794	(292,804)
Assets		
Total assets for reportable segments	24,894,462	24,457,652
Cash and cash equivalents held in shared services	730,367	415,471
Shared services fixed assets	10,866	28,324
Shared services lease assets	1,390,740	184,509
Shared services intangible assets	1,607,423	1,607,492
Eliminations and other shared service assets	(16,898,968)	(17,365,694)
Consolidated total assets	11,734,890	9,327,754
Liabilities		
Total liabilities for reportable segments	(5,878,955)	(5,790,390)
Interest bearing liabilities held in shared services	(5,595,000)	(5,621,041)
Share services leased liabilities	(1,558,553)	(209,974)
Eliminations and other shared service liabilities	(56,706)	(143,649)
Consolidated total liabilities	(13,089,214)	(11,765,054)

Geographical segments

The Group predominantly operates in one geographical area (Australia).

In presenting information on the basis of geographical segments, segment revenue is based on the geographical location of customers. Segment assets are based on the geographical location of the assets.

Geographical information

	2021		2020	
	Revenues	Non-current assets	Revenues	Non-current assets
Australia	10,559,337	5,520,508	8,015,770	4,329,485

INVENTIS LIMITED AND ITS CONTROLLED ENTITIES
NOTES TO THE FINANCIAL STATEMENTS FOR THE YEAR ENDED 30 JUNE 2021

NOTE 7 REVENUE FROM CONTRACTS WITH CUSTOMERS

i. Revenue recognition

Sales revenue is recognised on the satisfaction of each performance obligation the consolidated entity has with its customers, and is measured based on an allocation of the contract's transaction price. The consolidated entity's key performance obligation is the delivery of goods to its customers. Revenue from bill and hold sales are recognised on agreement with the customer at the date the items are available for despatch as satisfaction of the key performance obligation. Revenue from the sale of goods is measured at the fair value of the consideration received or receivable. Key components of the transaction price include the price for the goods, along with stock rotation, rebates, and other similar allowances.

	Consolidated	
	2021	2020
Revenue from the sale of goods	10,559,337	8,015,770

ii. Disaggregation of revenue

Revenue is disaggregated by the product as this depicts how the nature, amount, timing and uncertainty of our revenue and cash flows are affected by economic factors. See further detail on revenue by product within Note 6.

NOTE 8 OTHER INCOME & EXPENSES

(i) Other Income

	Consolidated	
	2021	2020
Government Job Keeper Grant	894,832	468,675
Government Cash Boost Grant	398,205	112,858
R & D incentive	156,744	260,873
License fees	6,000	5,945
Other net (expenses) / income	111,659	63,036
Bargain on purchase of acquisition	-	11,051
Loss on disposal of fixed assets	-	(4,633)
	1,567,440	917,805

(ii) Personnel expenses

	Consolidated	
	2021	2020
Wages and salaries	3,779,335	2,958,444
Other associated personnel expenses	570,916	436,861
Contributions to defined contribution plans	355,579	282,497
Increase / (decrease in liability for annual leave	27,141	67,682
Increase / (decrease in liability for long service leave	43,044	52,456
	4,776,015	3,797,940

(iii) Profit / (loss) from continuing operations includes the following specific expenses

	Consolidated	
	2021	2020
Depreciation fixed assets	48,494	54,303
Depreciation ROU	647,676	620,083
Amortisation	4,967	2,798
Research & development	403,038	397,125
Net rental expenses on operating leases	82,504	(13,458)

INVENTIS LIMITED AND ITS CONTROLLED ENTITIES
NOTES TO THE FINANCIAL STATEMENTS FOR THE YEAR ENDED 30 JUNE 2021

NOTE 9 FINANCE INCOME AND FINANCE EXPENSES RECOGNISED IN PROFIT OR LOSS

	Consolidated	
	2021	2020
Interest income on bank deposits	1,600	17,591
Net foreign exchange gain	45,298	13,503
Dividends received	-	1,233
Finance income	46,898	32,327
Interest expense on financial liabilities measured at amortised cost	(804,739)	(470,711)
Net foreign exchange loss	-	-
Finance expense	(804,739)	(470,711)
Net finance income / (expense)	(757,841)	(438,384)

Interest income

Interest income is recognised on a time proportionate basis that takes into account by applying the effective interest rate.

NOTE 10 INCOME TAX BENEFIT / EXPENSE

	Consolidated	
	2021	2020
Current tax benefit		
Current period	-	-
Deferred tax expense		
Origination and reversal of temporary differences	-	-
Tax losses and temporary differences derecognised for prior years	-	-
Income tax benefit / (expense)	-	-

Numerical reconciliation between tax (benefit)/expense and pre-tax net (loss)/profit

	Consolidated	
	2021	2020
Total income tax expense		
Profit / (loss) from continuing operations excluding income tax	76,794	(292,804)
Income tax using the Company's domestic tax rate of 26.0%	19,966	(80,521)
Losses not recognised	57,923	134,235
Temporary differences not recognised	(77,889)	(53,714)
Tax (benefit) expense	-	-

NOTE 11 CASH AND CASH EQUIVALENTS

	Consolidated	
	2021	2020
Bank balances	757,948	556,937
Cash and cash equivalents in the statement of cash flows	757,948	556,937

The Group's exposure to interest rate risk and a sensitivity analysis for financial assets and liabilities are disclosed in Note 24.

INVENTIS LIMITED AND ITS CONTROLLED ENTITIES
NOTES TO THE FINANCIAL STATEMENTS FOR THE YEAR ENDED 30 JUNE 2021

NOTE 12 TRADE AND OTHER RECEIVABLES

	Consolidated	
	2021	2020
Current		
Trade receivables	2,866,474	1,924,351
Provision for expected credit losses	(17,631)	(19,009)
Other receivables	319,827	558,957
	<u>3,168,670</u>	<u>2,464,299</u>

Bad and Doubtful Trade Receivables

The Group maintains trade receivables insurance which has an excess of \$15,000 per claim and the allowance for the expected credit loss is discussed at Note 24 which includes specific impairment provisions for bad and doubtful debt.

Other Receivables

Other receivables amount primarily comprise GST recoverable and certain balances generally arising from transactions outside the usual operating activities of the Group. Interest and /or security are not normally obtained.

Effective interest rates and credit risk

The Group's exposure to credit and currency risks and impairment losses related to trade and other receivables are disclosed in Note 24.

Other receivables

Receivables denominated in currencies other than the functional currency comprise \$ Nil of trade and other receivables denominated in US Dollars (2020: \$13,107).

The Group's trade and other receivables at year end assessed under impairment requirements which use an 'expected credit loss' ('ECL') model to recognise an allowance. Impairment is measured using a 12-month ECL method unless the credit risk on a financial asset has increased significantly since initial recognition in which case the lifetime ECL method is adopted. +As part of this impairment review Covid had been considered but to date there has not been any. material impact on collectability.

As at 30 June 2021 current trade receivables of the Group with a nominal nil value (2020: Nil) were fully impaired.

NOTE 13 INVENTORIES

	Consolidated	
	2021	2020
Raw materials and consumables	1,543,786	1,365,908
Work in progress	554,487	411,245
Finished goods	187,597	182,548
Stock in transit	1,894	1,836
	<u>2,287,764</u>	<u>1,961,537</u>

There was an increase in the provision of \$41,393 in the provision for impairment to \$205,970 (2020: \$164,577) recognised in relation to certain obsolete inventories and is included in the amount shown for raw materials and consumables.

NOTE 14 OTHER FINANCIAL ASSETS

	Consolidated	
	2021	2020
Non-current		
Rental deposits	62,424	81,923
Other investments	4,670	5,222
	<u>67,094</u>	<u>87,145</u>

NOTE 15 TAX ASSETS AND LIABILITIES

i. Unrecognised deferred tax assets

Deferred tax assets have not been recognised in the statement of financial position for the following items:

	Consolidated	
	2021	2020
Unused tax losses	14,100,118	16,498,122
Deductible temporary differences	2,018,808	1,719,235
	<u>16,118,926</u>	<u>18,217,357</u>
Potential benefit at 26.0%	4,190,921	4,736,513

The deductible tax losses and temporary differences do not expire under current tax legislation. Deferred tax assets have not been recognised in respect of these items because it is not probable that future taxable profit will be available against which the Group can utilise the benefits there from.

ii. Recognised deferred tax assets and liabilities

There are no deferred tax assets and liabilities

INVENTIS LIMITED AND ITS CONTROLLED ENTITIES
NOTES TO THE FINANCIAL STATEMENTS FOR THE YEAR ENDED 30 JUNE 2021

NOTE 16 PROPERTY, PLANT AND EQUIPMENT

	2021					2020				
	Leasehold improvements	Plant and equipment	Fixtures and fittings	Motor vehicles	Total	Leasehold improvements	Plant and equipment	Fixtures and fittings	Motor vehicles	Total
Balance at 1 July	18,054	111,944	12,298	12,350	154,646	42,165	103,495	8,113	16,501	170,274
Additions	-	25,118	14,349	-	39,467	-	35,145	6,446	-	41,591
Depreciation for the year	(14,952)	(14,151)	(10,702)	(1,122)	(40,927)	(24,111)	(26,696)	(2,261)	(1,235)	(54,303)
Disposals	-	(909)	-	-	(909)	-	-	-	(2,916)	(2,916)
Balance at 30 June	3,102	122,002	15,945	11,228	152,277	18,054	111,944	12,298	12,350	154,646
<i>At 30 June</i>										
Cost	124,144	1,266,275	96,686	46,481	1,533,586	124,144	1,242,066	82,337	46,481	1,495,028
Accumulated depreciation	(121,042)	(1,144,273)	(80,741)	(35,253)	(1,381,309)	(106,090)	(1,130,122)	(70,039)	(34,131)	(1,340,382)
Carrying amount	3,102	122,002	15,945	11,228	152,277	18,054	111,944	12,298	12,350	154,646
Carrying amounts										
At beginning of financial year	18,054	111,944	12,298	12,350	154,646	42,165	103,495	8,113	16,501	170,274
At end of financial year	3,102	122,002	15,945	11,228	152,277	18,054	111,944	12,298	12,350	154,646

INVENTIS LIMITED AND ITS CONTROLLED ENTITIES
NOTES TO THE FINANCIAL STATEMENTS FOR THE YEAR ENDED 30 JUNE 2021

NOTE 17 INTANGIBLE ASSETS

	2021					2020				
	Goodwill	Patents and trademarks	Customer Relationships	Development costs	Total	Goodwill	Patents and trademarks	Customer Relationships	Development costs	Total
Balance at 1 July	3,294,711	55,000	-	51,035	3,400,746	2,973,867	55,000	-	13,016	3,041,883
Additions through business combinations	-	-	-	-	-	320,844	-	-	40,817	361,661
Amortisation for the year (Note 7 (iii))	-	-	-	(4,967)	(4,967)	-	-	-	(2,798)	(2,798)
Balance at 30 June	3,294,711	55,000	-	46,068	3,395,779	3,294,711	55,000	-	51,035	3,400,746
<i>At 30 June</i>										
Cost	3,458,010	1,753,000	1,086,623	1,846,791	8,144,424	3,458,010	1,753,000	1,086,623	1,846,791	8,144,424
Accumulated amortisation and impairment	(163,299)	(1,698,000)	(1,086,623)	(1,800,723)	(4,748,645)	(163,299)	(1,698,000)	(1,086,623)	(1,795,756)	(4,743,678)
Carrying amount	3,294,711	55,000	-	46,068	3,395,779	3,294,711	55,000	-	51,035	3,400,746
Carrying amounts										
At beginning of financial year	3,294,711	55,000	-	51,035	3,400,746	2,973,867	55,000	-	13,016	3,041,883
At end of financial year	3,294,711	55,000	-	46,068	3,395,779	3,294,711	55,000	-	51,035	3,400,746

INVENTIS LIMITED AND ITS CONTROLLED ENTITIES

NOTES TO THE FINANCIAL STATEMENTS FOR THE YEAR ENDED 30 JUNE 2021

NOTE 17 INTANGIBLE ASSETS (continued)

Amortisation and impairment charge

The amortisation is allocated as an expense to administration expense.

Any impairment loss is recognised through profit or loss and is allocated to Administration expenses for continuing operations.

Valuation of identifiable intangibles at acquisition (at fair value)

- Customer Relationships – This was valued on a discounted cash flow basis, taking into account future revenues and likely customer turnover. The discount rate was based on a weighted average cost of capital for the Company; and
- Patents and Trademarks – These were also based on a notional royalty basis and were discounted using a weighted average cost of capital for the Company.

Impairment testing for cash-generating units containing goodwill

For the purpose of impairment testing, goodwill is allocated to the Group's operating divisions which represent the lowest level within the Group at which the goodwill is monitored for internal management purposes, which is not higher than the Group's operating segments reported in Note 6.

The aggregate carrying amounts of goodwill allocated to each unit are as follows:

	2021	2020
Gregory Commercial Furniture Pty Limited	2,478,191	2,478,191
Workstations Pty Limited	320,844	320,844
Impart Special Products Pty Limited	495,676	495,676
	3,294,711	3,294,711

For the following entities, the recoverable amount of the cash generating unit of each business was based on its value in use:-

- Gregory Commercial Furniture Pty Limited ("Furniture")
- Impart Special Products Pty Limited ("Technology")
- Workstations Pty Limited ("Workstations")

Based on management impairment test conducted as at 30 June 2021 the estimated recoverable amount of the Furniture CGU exceeds its carrying amount by approximately \$7,442,486, the Workstations CGU exceeds its carrying amount by approximately \$3,505,238 and \$5,437,999 for Technology CGU. Management has identified that a reasonably possible change in a key assumption could cause the carrying amount to exceed the recoverable amount.

The sensitivity analyses performed for the both CGU's assuming all other factors are consistent that:

- A minimum revenue growth of 13.6% in 2022-2026 is calculated for the Furniture CGU's estimated recoverable amount to be equal to the carrying amount.
- A minimum revenue decline of 8.1% in 2022-2026 is calculated for the Workstations CGU's estimated recoverable amount to be equal to the carrying amount.
- A minimum revenue growth of 13.2% in 2022-2026 is calculated for the Technology CGU's estimated recoverable amount to be equal to the carrying amount.

INVENTIS LIMITED AND ITS CONTROLLED ENTITIES

NOTES TO THE FINANCIAL STATEMENTS FOR THE YEAR ENDED 30 JUNE 2021

NOTE 17 INTANGIBLE ASSETS (continued)

Value in use was determined by discounting the future cash flows generated from the continuing use of the unit and was based on the following key assumptions:

2021 Value in use assumptions:

Cash flows were projected based on the Management approved forecasts for the financial year ending 30 June 2022 and 30 June 2023, cash flows for further 3-year period to 30 June 2026 were extrapolated using a constant growth rate and a terminal value incorporated.

The Covid environment has been factored into calculations for the financial year ended 2022 thereafter normal trading conditions are anticipated. This is particularly relevant to the Technology Division which has been restrained by the inability to travel interstate overseas to meet clients directly. It is anticipated travel will re-commence in the second half of the financial year 2022 to capitalise on these sales that had been delayed from the current financial year.

Cash Generating Unit ("GCU")	Furniture	Workstations	Technology
Revenue growth in approved forecast for year ended 30 June 2022	24.6%	0.9%	94.8%
Revenue growth in approved forecasts for year ended 30 June 2023	25.0%	10.0%	25.5%
Annual average revenue growth per annum 2024– 2026	18.3%	8.3%	5.0%
Inflation per annum	3.0%	3.0%	3.0%
Cost growth per annum 2022 -2026	3.0%	3.0%	3.0%
Pre-tax discount rate	18.6%	18.6%	18.6%

2020 Value in use assumptions:

Cash flows were projected based on the Management approved forecasts for the financial year ending 30 June 2021 and 30 June 2022, cash flows for further 3-year period to 30 June 2025 were extrapolated using a constant growth rate and a terminal value incorporated.

The Covid environment has been factored into calculations for the financial year ended 2021 thereafter normal trading conditions are anticipated.

Cash Generating Unit ("CGU")	Furniture	Workstations	Technology
Revenue growth in approved forecast for year ended 30 June 2021	6.0%	151.4%	78.5%
Revenue growth in approved forecasts for year ended 30 June 2022	67.1%	5.0%	11.5%
Annual average revenue growth per annum 2023– 2025	5.0%	5.0%	5.0%
Inflation per annum	3.0%	3.0%	3.0%
Cost growth per annum 2022 -2025	3.0%	3.0%	3.0%
Pre-tax discount rate	18.6%	18.6%	18.6%

The values assigned to the key assumptions represent management's assessment of future trends in the industry and are based on both external sources and internal sources (historical data).

NOTE 18 TRADE AND OTHER PAYABLES

	Consolidated	
	2021	2020
Trade payables	1,275,720	1,538,605
Other trade payables	150,931	118,464
GST Payable	306,501	203,996
PAYG Payable	847,330	1,183,449
Non-trade payables and accrued expenses	496,215	595,078
	3,076,697	3,639,592

The Group's exposure to currency and liquidity risks related to trade and other payables is disclosed in Note 24.

INVENTIS LIMITED AND ITS CONTROLLED ENTITIES
NOTES TO THE FINANCIAL STATEMENTS FOR THE YEAR ENDED 30 JUNE 2021

NOTE 19 INTEREST BEARING LIABILITIES

This note provides information about the contractual terms of the Group's interest-bearing loans and borrowings. For more information about the Group's exposure to interest rate and foreign currency risk, see note 24.

	Consolidated	
	2021	2020
Current liabilities		
Debtors finance facility	735,784	686,713
Purchase order funding	357,293	-
Total current Liabilities	1,093,077	686,713
Non-current liabilities		
Loan from related party (Note 25(ii))	5,595,000	5,621,041
Total non-current Liabilities	5,595,000	5,621,041
Total interest bearing liabilities	6,688,077	6,307,754

Terms and debt repayment schedule

Terms and conditions of outstanding loans were as follows:

Consolidated	Currency	Interest rate	Year of maturity	2021		2020	
				Face value	Carrying amount	Face value	Carrying amount
Debtors financing facility	AUD	8.40% -11.75%	2022	735,784	735,784	686,713	686,713
Purchase order funding	AUD	9.30%	2022	357,293	357,293	-	-
Interest bearing long term debt	AUD	7.75%	2022	5,595,000	5,595,000	5,621,041	5,621,041

The loans for both the current and the comparative period were secured by a mortgage over the Group's assets.

NOTE 20 LEASE LIABILITY

	Consolidated	
	2021	2020
Lease liability - Current	751,041	358,530
Lease liability - Non-current	1,103,369	294,610
	1,854,410	653,140
	2021	2020
Reconciliation of Right of Use Assets		
Right of use assets recognised opening balance	588,040	713,237
Right of use assets recognised for the period	1,674,943	530,155
Amortisation expense	(597,810)	(655,352)
Balance as at 30 June 2021	1,665,173	588,040
Reconciliation of Lease Liability		
Lease liability recognised opening balance	(653,140)	(785,601)
Additional Lease liability recognised for the period	(1,674,944)	(530,155)
Interest expense and cash payments	473,674	662,616
Balance as at 30 June 2021	(1,854,410)	(653,140)

NOTE 21 EMPLOYEE BENEFITS

	Consolidated	
	2021	2020
Current		
Liability for annual leave	223,625	196,484
Liability for long service leave	306,314	282,185
Other employee benefits	414,131	317,651
Total employee benefits - current	944,070	796,320
Non-current		
Liability for long service leave	60,259	41,345
Total employee benefits - non-current	60,259	41,345

INVENTIS LIMITED AND ITS CONTROLLED ENTITIES

NOTES TO THE FINANCIAL STATEMENTS FOR THE YEAR ENDED 30 JUNE 2021

NOTE 22 CAPITAL AND RESERVES

Share capital

Equity Share Capital

	Ordinary shares	
	2021	2020
On issue at 1 July	936,865,819	702,649,369
Issued for cash	113,649,288	234,216,450
Reclassification - converted to ordinary shares	-	-
On issue at 30 June	1,050,515,107	936,865,819

The Company does not have authorised capital or par value in respect of its issued shares. All issued shares are fully paid.

Ordinary shares

The holders of these shares are entitled to receive dividends as declared from time to time, and are entitled to one vote per share at general meetings of the Company.

Translation reserve

The translation reserve comprises all foreign currency differences arising from the translation of the financial statements of foreign operations.

Dividends

The following dividends were declared and paid by the Company for the year.

<i>in AUD Dollars</i>	2021	2020
0.0 cents per non-redeemable preference share (2020: 0.0 cents)	-	-
	-	-

<i>in AUD Dollars</i>	2021	2020
Dividend franking account		
Amount of franking credits available to shareholders of Inventis Ltd for subsequent financial years	1,539,339	1,538,743

Dividend franking account

The ability to utilise the franking credits is dependent upon there being sufficient available profits to declare dividends. In accordance with the tax consolidation legislation, the Company as the head entity in the tax-consolidated group has also assumed the benefit of \$1,539,339 (2020: \$1,538,743) franking credits.

The 30 per cent franking credits are available to shareholders of Inventis Limited for subsequent financial years.

The above available amounts are based on the balance of the dividend franking account at year-end adjusted for:

- Franking credits that will arise from the payment of the current tax liabilities;
- Franking debits that will arise from the payment of dividends recognised as a liability at the year-end;
- Franking credits that will arise from the receipt of dividends recognised as receivables by the tax consolidated group at the year-end; and
- Franking credits that the entity may be prevented from distributing in subsequent years.

Capital Management

Management controls the capital of the Group in order to maintain a sustainable debt to equity ratio, generate long-term shareholder value and ensure that the Group can fund its operations and continue as a going concern.

The Group's debt and capital include ordinary share capital, convertible preference shares and financial liabilities, supported by financial assets.

The Group is not subject to any externally imposed capital requirements.

Management effectively manages the Group's capital by assessing the Group's financial risks and adjusting its capital structure in response to changes in these risks and in the market. These responses include the management of debt levels, distributions to shareholders and share issues.

There have been no changes in the strategy adopted by management to control the capital of the Group since the prior year.

INVENTIS LIMITED AND ITS CONTROLLED ENTITIES
NOTES TO THE FINANCIAL STATEMENTS FOR THE YEAR ENDED 30 JUNE 2021

NOTE 23 EARNINGS PER SHARE

Basic earnings per share

The calculation of basic earnings per share at 30 June 2021 was based on the profit / (loss) attributable to ordinary shareholders of \$76,794 (2020: (\$292,804)) and a weighted average number of ordinary shares outstanding of 948,008,801 (2020: 817,389,056). The calculation of basic earnings per share for continuing operations at 30 June 2021 was based on the profit / (loss) attributable to ordinary shareholders for continuing operations of \$76,794 (2020: (\$292,804)) and the same weighted average number of shares.

Weighted average number of ordinary shares

	2021	2020
Issued ordinary shares at beginning of the period	936,865,819	702,649,369
Weighted average number of ordinary shares at the end of the period	948,008,801	817,389,056

Diluted earnings per share

The calculation of diluted earnings / (loss) per share at 30 June 2021 was based on the earnings attributable to ordinary shareholders of \$76,794 (2020: (\$292,804)) and a weighted average number of ordinary shares outstanding of 972,666,336 (2020: 840,831,679). The calculation of diluted earnings per share for continuing operations at 30 June 2021 was based on the earnings / (loss) attributable to ordinary shareholders for continuing operations of \$76,794 (2019: (\$292,804)) and the same weighted average number of shares.

(Loss) / profit attributable to ordinary shareholders (diluted)

	Consolidated	
	2021	2020
Net profit / (loss) from continuing operations attributable to ordinary shareholders (basic)	76,794	(292,804)
Net profit / (loss) from continuing operations attributable to ordinary shareholders (diluted)	76,794	(292,804)

Weighted average number of ordinary shares (diluted)

	Consolidated	
	2021	2020
Weighted average number of ordinary shares (basic)	948,008,801	817,389,056
Weighted average number of ordinary shares (diluted) at 30 June	972,666,336	840,831,679

There were no options outstanding which have a dilutionary effect on the weighted average number of ordinary shares.

INVENTIS LIMITED AND ITS CONTROLLED ENTITIES

NOTES TO THE FINANCIAL STATEMENTS FOR THE YEAR ENDED 30 JUNE 2021

NOTE 24 FINANCIAL INSTRUMENTS

Exposure to Credit Risk

The carrying amount of the Group's financial assets represents the maximum credit exposure. The maximum exposure to credit risk at reporting date was:

	Note	Consolidated 2021	2020
Cash and cash equivalents	11	757,948	556,937
Trade and other receivables	12	2,866,474	2,464,299
		<u>3,624,422</u>	<u>3,021,236</u>

The Group's maximum exposure to credit risk for trade receivables at the reporting date by geographical region was:

	Note	Consolidated 2021	2020
Australia		2,866,474	1,867,436
Malaysia		-	33,084
USA		-	23,831
	12	<u>2,866,474</u>	<u>1,924,351</u>

The Group's maximum exposure to credit risk for trade receivables at the reporting date by customer type was:

	Note	2021	2020
End user customer		2,136,208	1,429,554
Distributors		195,696	129,990
Government		534,570	364,807
	12	<u>2,866,474</u>	<u>1,924,351</u>

Impairment Losses

The Group's receivable ageing at the reporting date was as follows:

Consolidated	Gross 2021	Impairment 2021	Gross 2020	Impairment 2020
Current	2,231,652	-	1,168,663	-
Past due 30 days	415,972	-	604,912	-
Past due 60 days	93,890	-	122,871	-
Past due 90 days and over	124,960	17,631	27,905	19,009
	<u>2,866,474</u>	<u>17,631</u>	<u>1,924,351</u>	<u>19,009</u>

The movement in the allowance for impairment in respect of trade receivables in the consolidated group during the year was as follows:

	Note	2021	2020
Balance 1 July		19,009	10,601
Impairment (reversal) / loss recognised		(1,378)	8,408
Balance at 30 June		<u>17,631</u>	<u>19,009</u>

The Group has adopted a simplified approach for the impairment of trade receivables based upon the adoption of AASB 9 with an amount equal to the full expected credit losses to be recognised. The expected loss rates are based on the Company's movement of balances from one aging category to the next to indicate increase in collection time which is an indicator of the probability of default. These loss rates are then applied to the individual aging categories to calculate an expected credit loss as at 30 June 2021.

However, the Group maintained an impairment loss provision of \$17,631 (2020: \$19,009) that had been determined after specific review of all outstanding amounts greater than 90 days taking into account any likely debtors insurance claims.

The Group believes that no further impairment allowance is necessary in respect of trade receivables than that already identified and provided for.

INVENTIS LIMITED AND ITS CONTROLLED ENTITIES
NOTES TO THE FINANCIAL STATEMENTS FOR THE YEAR ENDED 30 JUNE 2021

NOTE 24 FINANCIAL INSTRUMENTS (continued)

Currency risk

Exposure to currency risk

The Group's exposure to foreign currency risk at reporting date was as follows, based upon notional amounts:

	Note	Consolidated		
		NZD	EUR	USD
30 June 2021				
Trade receivables		-	-	-
Trade payables		(20,323)	-	(19,306)
Net exposure		(20,323)	-	(19,306)
Estimated forecast sales		1,847,437	-	231,300
Estimated forecast purchases		-	-	(1,547,470)
Gross Exposure		1,827,114	-	(1,335,476)
30 June 2020				
Trade receivables		-	-	13,107
Trade payables		(20,073)	-	(30,133)
Net exposure		(20,073)	-	(17,026)
Estimated forecast sales		25,000	-	1,310,000
Estimated forecast purchases		-	-	(2,581,600)
Gross Exposure		4,927	-	(1,288,626)

The following rates applied during the year:

	Average rate		Reporting date spot rate	
	2021	2020	2021	2020
NZD 1.00 = AUD	0.9307	0.9485	0.9302	0.9343
USD 1.00 = AUD	1.2092	1.4913	1.2148	1.4571

Sensitivity Analysis

Consolidated	30-Jun-21		30-Jun-20	
	Equity	Profit or loss	Equity	Profit or loss
NZD	(791,542)	(1,719)	(749,649)	(1,731)
EURO	-	-	-	-
USD	-	(2,352)	-	(2,308)
Total	(791,542)	(4,071)	(749,649)	(4,039)

Interest rate risk

Profile

At the reporting date the interest rate profile of the Group's interest bearing financial instruments was:

	Note	Consolidated Carrying Amount	
		2021	2020
Fixed rate instruments			
<i>Financial assets</i>			
Cash and cash equivalents	11	6,329	405,923
<i>Financial liabilities</i>			
Secured Loan	19	(5,595,000)	(5,621,041)
Total fixed rate instruments		(5,588,671)	(5,215,118)
Variable rate instruments			
<i>Financial assets</i>			
Cash and cash equivalents	11	751,619	150,989
<i>Financial liabilities</i>			
Debtors financing facility	19	(735,784)	(686,713)
Purchase order finance	19	(357,293)	-
Total variable rate instruments		(341,458)	(535,724)

INVENTIS LIMITED AND ITS CONTROLLED ENTITIES
NOTES TO THE FINANCIAL STATEMENTS FOR THE YEAR ENDED 30 JUNE 2021

NOTE 24 FINANCIAL INSTRUMENTS (continued)

Cash flow sensitivity analysis for variable rate instruments.

A change of 100 basis points on the interest rates charged would have increased / (decreased) the profit or loss by the amounts shown below which is also the net cash flow effect. The analysis assumes that all other variables, in particular foreign currency rates, remain constant. The analysis is performed on the same basis for 2019.

	Note	Increase 100bp \$	Decrease 100bp \$
30 June 2021			
Variable rate instruments		(10,931)	10,931
30 June 2020			
Variable rate instruments		(63,078)	9,491

Effective interest rates and repricing analysis

In respect of interest-bearing financial liabilities, the following tables indicate their average effective interest rates at the reporting date and the periods in which they mature or, if earlier, re-priced.

Consolidated	2021							2020						
	Average interest rate	Total	6 months or less	6-12 months	1-2 years	2-5 years	More than 5 years	Average interest rate	Total	6 months or less	6-12 months	1-2 years	2-5 years	More than 5 years
Variable rate														
Debtors financing facility	8.40% - 11.75%	735,784	735,784	-	-	-	-	10.53%	686,713	686,713	-	-	-	-
Purchase order facility	9.30%	357,293	357,293	-	-	-	-	0.00%	-	-	-	-	-	-
Lease Liabilities	4.63%	1,854,410	294,056	392,685	1,167,669	-	-	4.63%	653,140	240,655	117,875	180,132	114,478	-
Loan from related party	7.75%	5,595,000	-	-	5,595,000	-	-	7.75%	5,621,041	-	-	-	5,621,041	-
Carrying amount		8,542,487	1,387,133	392,685	6,762,669	-	-		6,960,894	927,368	117,875	180,132	5,735,519	-

h

INVENTIS LIMITED AND ITS CONTROLLED ENTITIES

NOTES TO THE FINANCIAL STATEMENTS FOR THE YEAR ENDED 30 JUNE 2021

NOTE 24 FINANCIAL INSTRUMENTS (continued)

Effective interest rates and repricing analysis (continued)

The fair values of financial assets and liabilities, together with the carrying amounts shown in the balance sheet, are as follows:

Consolidated	2021		2020	
	Carrying amount	Fair value	Carrying amount	Fair value
Trade and other receivables	3,168,670	3,168,670	2,464,299	2,464,299
Cash and cash equivalents	757,948	757,948	556,937	556,937
Trade and other payables	(3,076,697)	(3,076,697)	(3,639,295)	(3,639,295)
Unearned revenue	(463,707)	(463,707)	(324,269)	(324,269)
Debtors financing facility related party	(735,784)	(735,784)	(686,713)	(686,713)
Purchase order funding	(357,293)	(357,293)	-	-
Lease liabilities	(1,854,410)	(1,854,410)	(653,140)	(653,140)
Related Party Loan	(5,595,000)	(5,595,000)	(5,621,041)	(5,621,041)

NOTE 25 RELATED PARTIES

Key management personnel compensation

The key management personnel compensation included in 'personnel expenses' (see Note 8 (i)) is as follows:

Note	Consolidated	
	2021	2020
Short term employee benefits	377,562	338,907
Post-employment benefits	23,850	24,013
	401,412	362,920

i. Transactions with Key Management Personnel

The Company paid interest of \$703,281 (2020: \$667,877), purchased information technology services of \$3,103 (2020: \$10,055), obtained an additional loan totalling \$749,276 and repaid \$369,055 (2020: obtained a loan of \$1,599,213 and repaid \$538,994) from / to entities associated with Tony Noun. All transactions entered into had been done on arm's length basis.

The Company paid interest of \$2,283 (2020: \$555), obtained an additional loan totalling \$232,000 and repaid \$232,000 (2020: obtained a loan of \$94,195 and repaid \$94,195) from / to entities associated with Anthony Mankarios. All transactions entered into had been done on arm's length basis.

Apart from the details disclosed in this note, no director has entered into a material contract with the Group since the end of the previous financial year and there were no material contracts involving directors' interests existing at year-end.

ii. Loans from key management personnel and their related parties

Loan amounts owed to an entity associated with Tony Noun as at the reporting date were \$6,688,077 (2020: \$6,307,754).

iii. Other key management personnel transactions -

From time to time, key management personnel of the Group, its subsidiaries or their related entities, may purchase goods from the Group. These purchases are on the same terms and conditions as those entered into by other Group employees or customers and are trivial or domestic in nature.

INVENTIS LIMITED AND ITS CONTROLLED ENTITIES

NOTES TO THE FINANCIAL STATEMENTS FOR THE YEAR ENDED 30 JUNE 2021

NOTE 26 ACQUISITION OF SUBSIDIARIES AND ASSOCIATES

This note is provided for the comparative year as there had not been any acquisitions completed during the current financial year for 30 June 2021.

i. Workstations Pty Ltd

On the 1 November 2019 the Group member Vibe Furniture Pty Limited acquired all the of the shares in Workstations Pty Ltd for a total consideration amount of \$1.10. The company provides for the planning, design, supply and installation workstation systems and commercial office furniture.

Due to the timing of the acquisition, the accounting for the acquisition has been determined in accordance with AASB 3 Business Combinations'

The acquired business contributed revenues of \$1,319,505 and profit after tax of \$241,941 to the consolidated entity for the period from 1 November 2019 to 30 June 2020. If the acquisition occurred on 1 July 2019 the full-year contributions would have been revenues of \$1,857,834 and profit after tax of \$62,748.

The acquisition of Workstations Pty Ltd had the following effect on the Group's assets and liabilities on acquisition date:

	Recognised on Acquisition
Cash and cash equivalents	1,268
Trade and other receivables	172,290
Inventories	118,095
Right of use asset	497,103
Other financial assets	52,901
Trade and other payables	(300,034)
Interest-bearing liabilities / leases	(795,154)
Employee benefits	(64,251)
Provision for Income tax	(3,061)
Net identifiable assets and Liabilities	(320,843)
Goodwill on Acquisition	320,844
Consideration paid	1

ii. Bassett Furniture Pty Ltd

On the 1 April 2020 the Group member Vibe Furniture Pty Limited acquired all the of the shares in Bassett Furniture Pty Ltd for a total consideration amount of \$319,251. The company manufactures and supply's commercial soft furniture.

Due to the timing of the acquisition, the accounting for the acquisition has been in accordance with AASB 3 Business Combinations'

The acquired business contributed revenues of \$317,035 and profit after tax of \$107,078 to the consolidated entity for the period from 1 April 2020 to 30 June 2020. If the acquisition occurred on 1 July 2019 the full-year contributions would have been revenues of \$1,279,501 and loss after tax of \$6,960.

The acquisition of Bassett Furniture Pty Ltd had the following effect on the Group's assets and liabilities on acquisition date:

	Recognised on Acquisition
Cash and cash equivalents	177,250
Trade and other receivables	181,736
Inventories	83,249
Property, plant and equipment	28,423
Other financial assets	19,500
Trade and other payables	(94,023)
Employee benefits	(65,833)
Provision for Income tax	
Net identifiable assets and Liabilities	330,302
Net Gain on acquisition	11,051
Consideration paid	319,251

iii. Winya Indigenous Furniture Pty Ltd

On the 13 September 2019 the Group's member Vibe Furniture Pty Limited acquired 49% of the shares in Winya Indigenous Furniture Pty Ltd for a total consideration amount of \$1.10. Winya Indigenous Furniture Pty Ltd is a majority Indigenous owned and controlled business, supplying workstations, sit-stand desks, task seating, lounges and storage, lockers and boardrooms.

The Group has determined it has significant influence over Winya and hence has applied equity accounting in accordance with AASB 128 Investments in associates and joint ventures.

INVENTIS LIMITED AND ITS CONTROLLED ENTITIES
NOTES TO THE FINANCIAL STATEMENTS FOR THE YEAR ENDED 30 JUNE 2021

NOTE 27 GROUP ENTITIES

Significant subsidiaries

The consolidated financial statements incorporate the assets, liabilities, and results of the following subsidiaries in accordance with the accounting policy described in Note 3.

Parent Entity	Significant Subsidiaries	Country of Entity	% Interest	
			2020	2019
Inventis Limited	Gregory Commercial Furniture Pty Limited	Australia	100	100
	Inventis Technology Pty Limited	Australia	100	100
	Opentec Solutions Pty Limited	Australia	100	100
	Inventis HR Services Pty Limited	Australia	100	100
	Inventis Properties Pty Limited	Australia	100	100
	Vibe Furniture Pty Limited	Australia	100	100
Vibe Furniture Pty Limited	Bassett Furniture Pty Limited	Australia	100	-
	Workstations Pty Limited	Australia	100	-
	Winya Indigenous Office Furniture Pty Limited *	Australia	49	-

The proportion of ownership interest is equal to the proportion of voting power held.

* Equity accounted as an associate as the Group has significant influence.

NOTE 28 PARENT ENTITY DISCLOSURES

As at, and throughout, the financial year ended 30 June 2021 the parent company of the Group was Inventis Limited.

	Company	
	2021	2020
Results of the parent entity		
Loss for the period	(520,657)	(1,974,755)
Other Comprehensive income	-	-
Total comprehensive (loss) for the period	(520,657)	(1,974,755)
Financial position of parent entity at year end		
Current assets	9,462,898	8,766,658
Total assets	10,363,571	9,294,565
Current liabilities	(476,943)	(353,334)
Total liabilities	(6,236,943)	(5,974,375)
Total equity of the parent entity comprising of:		
Share Capital	44,481,957	43,475,705
Accumulated losses	(40,355,329)	(40,155,515)
Total equity	4,126,628	3,320,190

INVENTIS LIMITED AND ITS CONTROLLED ENTITIES
NOTES TO THE FINANCIAL STATEMENTS FOR THE YEAR ENDED 30 JUNE 2021

NOTE 29 SUBSEQUENT EVENTS

Inventis Limited initiated a rights issue on 10 May 2021 which was not fully subscribed, and a short fall of 374,433,621 shares was then available to be placed with third parties. On the 16 July 2021 a further \$185,859,999 in fully paid-up ordinary shares were issued raising a further \$1.7 million.

Inventis Limited held an Extra-ordinary General Meeting on the 26 July 2021 that resolved to complete a share consolidation of every twenty (20) fully paid ordinary shares that converted into one (1) fully paid ordinary share. This transaction was completed on the 6 August 2021 and the number of shares on issue became a share capital consolidation of 62,403,217.

Apart from the above there has not arisen in the interval between the end of the financial year and the date of this report any item, transaction, or event of a material and unusual nature likely, in the opinion of the directors of the Company, to affect significantly the operations of the Group, the results of those operations, or the state of affairs of the Group, in future financial years.

NOTE 30 AUDITOR'S REMUNERATION

	Note	Consolidated	
		2021	2020
Audit Services			
Auditors of the Company			
BDO Audit Pty Ltd			
Audit and review of financial reports		115,500	100,000
		115,500	100,000
Other services		-	-
Total Auditor's Remuneration		115,500	100,000

Note * Reflects accrued audit fees as at 30 June 2021

NOTE 31 RECONCILIATION OF LOSS AFTER INCOME TAX TO NET CASH OUTFLOW FROM OPERATING ACTIVITIES

	Consolidated	
	2021	2020
Cash flow from operating activities		
Profit / (Loss) after tax	76,794	(292,804)
<i>Adjustment for non-cash items:</i>		
Depreciation / amortisation of ROU	696,170	674,386
Amortisation of intangible assets	4,967	2,798
Unrealised foreign exchange gains	7,524	4,231
Loss on sale of property plant and equipment	-	4,633
Gain on acquisition of subsidiary	-	(11,051)
Share of profits of associates accounted for using equity method	(89,355)	(98,908)
Operating profit before changes in working capital	696,100	283,285
Increase in trade and other receivables	(704,371)	(1,066,900)
Decrease in prepayments	15,496	11,569
Increase in inventories	(326,227)	(519,953)
Decrease in trade and other payables	(557,851)	(59,677)
Increase in employee benefits	166,664	263,748
Net cash outflow from operating activities	(710,189)	(1,087,928)



INVENTIS LIMITED AND ITS CONTROLLED ENTITIES

NOTES TO THE FINANCIAL STATEMENTS FOR THE YEAR ENDED 30 JUNE 2021

DIRECTORS' DECLARATION

1. In the opinion of the directors of Inventis Limited ('the Company'):
 - a. the financial statements and notes set out on pages 25 to 62 and the Remuneration report in section 5.4 of the Directors' report, are in accordance with the Corporations Act 2001, including:
 - i. giving a true and fair view of the Group's financial position as at 30 June 2021 and of its performance, for the financial year ended on that date; and
 - ii. complying with Australian Accounting Standards and the Corporations Regulations 2001; and
 - b. there are reasonable grounds to believe that the Group will be able to pay its debts as and when they become due and payable.
2. The directors have been given the declarations required by Section 295A of the Corporations Act 2001 from the chief executive officer and chief financial officer for the financial year ended 30 June 2021.
3. The directors draw attention to note 2(a) to the financial statements, which includes a statement of compliance with International Financial Reporting Standards.

Signed in accordance with a resolution of the directors:

	
Tony Noun Chair	Anthony Mankarios Managing Director

Dated at Sydney this 30 September 2021

INDEPENDENT AUDITOR'S REPORT

To the members of Inventis Limited

Report on the Audit of the Financial Report

Opinion

We have audited the financial report of Inventis Limited (the Company) and its subsidiaries (the Group), which comprises the consolidated statement of financial position as at 30 June 2021, the consolidated statement of profit or loss and other comprehensive income, the consolidated statement of changes in equity and the consolidated statement of cash flows for the year then ended, and notes to the financial report, including a summary of significant accounting policies and the directors' declaration.

In our opinion the accompanying financial report of the Group, is in accordance with the *Corporations Act 2001*, including:

- (i) Giving a true and fair view of the Group's financial position as at 30 June 2021 and of its financial performance for the year ended on that date; and
- (ii) Complying with Australian Accounting Standards and the *Corporations Regulations 2001*.

Basis for opinion

We conducted our audit in accordance with Australian Auditing Standards. Our responsibilities under those standards are further described in the *Auditor's responsibilities for the audit of the Financial Report* section of our report. We are independent of the Group in accordance with the *Corporations Act 2001* and the ethical requirements of the Accounting Professional and Ethical Standards Board's APES 110 *Code of Ethics for Professional Accountants (including Independence Standards)* (the Code) that are relevant to our audit of the financial report in Australia. We have also fulfilled our other ethical responsibilities in accordance with the Code.

We confirm that the independence declaration required by the *Corporations Act 2001*, which has been given to the directors of the Company, would be in the same terms if given to the directors as at the time of this auditor's report.

We believe that the audit evidence we have obtained is sufficient and appropriate to provide a basis for our opinion.

Key audit matters

Key audit matters are those matters that, in our professional judgement, were of most significance in our audit of the financial report of the current period. These matters were addressed in the context of our audit of the financial report as a whole, and in forming our opinion thereon, and we do not provide a separate opinion on these matters.

Carrying Value of Goodwill

<i>Key audit matter</i>	<i>How the matter was addressed in our audit</i>
<p>As disclosed in Note 17 of the financial report Goodwill amounted to \$3,294,711 at 30 June 2021.</p> <p>This was determined to be a key audit matter as the determination of the "Value in Use" of each cash generating unit (CGU) and whether or not an impairment charge is necessary, involved judgements by management about the future growth rates of the business in each CGU, discount rates applied to future cash flow forecasts for each CGU and sensitivities of inputs and assumptions used in the cash flow models. Furthermore, the goodwill balance is material.</p>	<p>Our audit procedures included, amongst others:</p> <ul style="list-style-type: none"> • Evaluating and challenging the assumptions used in the discounted cash flow analysis, in particular the key assumptions regarding revenue growth, gross margin, expenses and discount rates; • Applying a sensitivity analysis on the Group's discounted cash flow models for each cash generating unit to assess whether changes in the assumptions made would result in impairment; • Assessing the historical accuracy of management's forecasts in the context of the value in use model; and • Evaluating the adequacy of the disclosures in Note 17 pertaining to those assumptions to which the outcomes of the impairment test are most sensitive, that is, those that will have the most significant effect on the determination of the recoverable amount.

Going Concern

<i>Key audit matter</i>	<i>How the matter was addressed in our audit</i>
<p>As at 30 June 2021 the Group was in a net current liability position and incurred negative operating cash flows for the year. In note 2 (e) 'Going Concern' of the financial report, the Directors have documented their considerations regarding their conclusion that the going concern basis is the appropriate basis of accounting.</p>	<p>Our audit procedures for addressing this key audit matter included, but were not limited to, the following:</p> <ul style="list-style-type: none"> • Obtaining and evaluating management's assessment of the Group's ability to continue as a going concern; • Assessing management's assumptions in the cash flow forecasts to assess

<i>Key audit matter</i>	<i>How the matter was addressed in our audit</i>
Our assessment of the going concern basis was considered a key audit matter due to the judgements and assumptions made by the Directors. The ability of the Group to continue as a going concern is supported by the cash flow forecasts prepared by the Directors. These forecasts include the Directors' assumptions regarding the timing of future cash flows, operating results and capital raising activities which are by their nature uncertain.	<p>whether current cash levels along with expected cash inflows and expenditure can sustain the operations of the Group for a period of at least 12 months from the date of authorisation of the financial report;</p> <ul style="list-style-type: none">• Analysing the impact of reasonable changes in cash flow forecasts by applying sensitivities to key inputs including future sales, gross margin and expected capital raisings; and• Considering the facilities available to be drawn down if required.

Other information

The directors are responsible for the other information. The other information comprises the information in the Group's annual report for the year ended 30 June 2021, but does not include the financial report and the auditor's report thereon.

Our opinion on the financial report does not cover the other information and we do not express any form of assurance conclusion thereon.

In connection with our audit of the financial report, our responsibility is to read the other information and, in doing so, consider whether the other information is materially inconsistent with the financial report or our knowledge obtained in the audit or otherwise appears to be materially misstated.

If, based on the work we have performed, we conclude that there is a material misstatement of this other information, we are required to report that fact. We have nothing to report in this regard.

Responsibilities of the directors for the Financial Report

The directors of the Company are responsible for the preparation of the financial report that gives a true and fair view in accordance with Australian Accounting Standards and the *Corporations Act 2001* and for such internal control as the directors determine is necessary to enable the preparation of the financial report that gives a true and fair view and is free from material misstatement, whether due to fraud or error.

In preparing the financial report, the directors are responsible for assessing the ability of the group to continue as a going concern, disclosing, as applicable, matters related to going concern and using the going concern basis of accounting unless the directors either intend to liquidate the Group or to cease operations, or has no realistic alternative but to do so.

Auditor's responsibilities for the audit of the Financial Report

Our objectives are to obtain reasonable assurance about whether the financial report as a whole is free from material misstatement, whether due to fraud or error, and to issue an auditor's report that includes our opinion. Reasonable assurance is a high level of assurance, but is not a guarantee that an



audit conducted in accordance with the Australian Auditing Standards will always detect a material misstatement when it exists. Misstatements can arise from fraud or error and are considered material if, individually or in the aggregate, they could reasonably be expected to influence the economic decisions of users taken on the basis of this financial report.

A further description of our responsibilities for the audit of the financial report is located at the Auditing and Assurance Standards Board website (<http://www.auasb.gov.au/Home.aspx>) at:

https://www.auasb.gov.au/admin/file/content102/c3/ar1_2020.pdf

This description forms part of our auditor's report.

Report on the Remuneration Report

Opinion on the Remuneration Report


We have audited the Remuneration Report included in pages 11 to 18 of the directors' report for the year ended 30 June 2021.

In our opinion, the Remuneration Report of Inventis Limited, for the year ended 30 June 2021, complies with section 300A of the *Corporations Act 2001*.

Responsibilities

The directors of the Company are responsible for the preparation and presentation of the Remuneration Report in accordance with section 300A of the *Corporations Act 2001*. Our responsibility is to express an opinion on the Remuneration Report, based on our audit conducted in accordance with Australian Auditing Standards.

BDO Audit Pty Ltd

BDO


Ryan Pollett
Director

Sydney, 30 September 2021

INVENTIS LIMITED AND ITS CONTROLLED ENTITIES

ASX ADDITIONAL INFORMATION

ASX Additional Information

Additional information required by the ASX Limited Listing Rules and not disclosed elsewhere in this report is set out below

1. Shareholdings (as at 17 September 2021)

Substantial Shareholders

The number of shares held by substantial shareholders and their associates are set out below:

Shareholder	Number Held
MRS DEBRA ANN NOUN	11,980,000
INNOVATIVE MANAGEMENT PTY LIMITED	6,750,000
CS THIRD NOMINEES PTY LIMITED	5,555,555
TOVEKEN PROPERTIES PTY LTD	5,174,991
RICHTOLL PTY LIMITED	4,529,273

2. Voting rights

Ordinary shares

Every ordinary share is entitled to one vote when a poll is called, otherwise each member present at the meeting or by proxy has one vote on a show of hands.

Distribution of equity security holders

Category	Ordinary Shares
1 -1,000	58,509
1,001 – 5,000	290,072
5,001-10,000	318,156
10,0001-100,000	3,037,829
100,001-9,999,999,999	58,698,651
Rounding Total	62,403,217

The number of shareholders holding less than a marketable parcel of ordinary shares is 240 as at 17 September 2021.

Unmarketable Parcels

	Minimum Parcel Size	Holders	Units
A below minimum \$500.00 parcel at \$0.140 per unit	3,571	241	137,438

3. Unquoted equity securities

Securities Exchange

The Company is listed on the Australian Securities Exchange. The home exchange is Sydney.

Other information

Inventis Limited, incorporated and domiciled in Australia, is a publicly listed company limited by shares. All ordinary shares are listed on the Australian Securities Exchanges.

On-market buy-back

There is no current on-market buy back.

INVENTIS LIMITED AND ITS CONTROLLED ENTITIES

ASX ADDITIONAL INFORMATION

4. Twenty largest shareholders

Rank	Name	Units at 17 September 2021	% of Units
1	MRS DEBRA ANN NOUN	11,980,000	19.20
2	INNOVATIVE MANAGEMENT PTY LIMITED	6,750,000	10.82
3	CS THIRD NOMINEES PTY LIMITED	5,555,555	8.90
4	TOVEKEN PROPERTIES PTY LTD	5,174,991	8.29
5	RICHTOLL PTY LIMITED	4,529,273	7.26
6	DR DAVID REX GEORGE LITTLEJOHN	2,022,221	3.24
7	BOBBIN ED PTY LTD	1,902,999	3.05
8	LOG-IT PTY LTD	1,842,000	2.95
9	AUSTRALIAN PERPETUAL PROPERTIES PTY LTD	1,668,120	2.67
10	BASELINE PROFESSIONAL SERVICES PTY LTD	1,600,000	2.56
11	MR BRIAN PAUL HERMANN & WAIKATO TRUSTEE SERVICES LTD	1,333,333	2.14
12	STARBALL PTY LTD	1,116,012	1.79
13	NICHOLAS P S OLISOFF	750,000	1.20
14	YUCAJA PTY LTD	722,222	1.16
15	FALAFEL INVESTMENTS PTY LIMITED	689,045	1.10
16	PETFERN CONSULTANTS PTY LTD	669,999	1.07
17	RUSSELL ROY MALONEY	624,999	1.00
18	FARROW RD PTY LTD	552,500	0.89
19	JOELBESU INVESTMENTS PTY LTD	507,636	0.81
20	SEYONE PARTNERS PTY LIMITED	500,000	0.80
20	MR GREG WELSH	500,000	0.80
Totals: Top 20 holders of Ordinary Fully Paid Shares		50,990,905	81.71
Total Remaining Holders Balance		11,412,312	18.29

5. Offices and Officers

Tony H Noun, Chair
 Peter Bobbin, Non-Executive Director
 Anthony Mankarios, Managing Director
 Alfred Kobylanski, Chief Financial Officer
 Jeffery Stone, General Manager Technology
 Gregory Welsh, General Manager Furniture

6. Company Secretary

Alfred Kobylanski

7. Co-Company Secretary

Chantelle Knight

INVENTIS LIMITED AND ITS CONTROLLED ENTITIES CORPORATE DIRECTORY

Principal Registered Office

Inventis Limited

Unit 4, 2 Southridge Street

Eastern Creek NSW 2766

Telephone: +61 2 8808 0400

Facsimile: +61 2 9631 2488

Location of Share Registries

Link Market Services Limited

Level 12, 680 George Street

SYDNEY NSW 2000

Telephone: +61 1300 554 474

Facsimile: +61 2 9287 0303

Auditors

BDO Audit Pty Ltd

Level 11, 1 Margaret Street

Sydney NSW 2000

Solicitors

Eakin McCaffery Cox

Level 28, 1 Market Street

Sydney NSW 2000



