



MARLEY SPOON

MARLEY SPOON PRESENTATION AT ASX CEO CONNECT

Berlin, Sydney, 8 December 2020: Marley Spoon AG (“**Marley Spoon**” or the “**Company**” ASX: MMM), a leading global subscription-based meal kit provider is pleased to announce that Managing Director and Co-Founder of Marley Spoon Australia, Rolf Weber will be a speaker at the ASX CEO Connect conference at 10.40am today. A copy of Rolf’s presentation is released herewith.

This announcement has been authorised for release to ASX by the Board of Directors of Marley Spoon.

ENDS

About Marley Spoon

Marley Spoon is a global subscription-based meal kit service that is bringing delightful, market fresh and easy cooking back to the people. Founded in 2014, Marley Spoon currently operates in three primary regions: Australia, United States and Europe (Austria, Belgium, Germany, Denmark, Sweden and the Netherlands).

With Marley Spoon, you decide what to eat, when to eat, and leave behind the hassle of grocery shopping. To help make weeknights easier and dinners more delicious, Marley Spoon creates meal kits that contain step-by-step recipes and pre-portioned seasonal ingredients to cook better, healthy meals with their loved ones.

As consumer behaviour moves towards valuing the convenience aspect of cooking, Marley Spoon’s global mission through its three brands Marley Spoon, Martha & Marley Spoon, and Dinnerly, is to help millions of people to cook better and also live smarter by radically reducing food waste.

COMPANY INFORMATION:
Fabian Siegel, Marley Spoon
CEO
fabian@marleyspoon.com

INVESTOR QUERIES:
Michael Brown, Pegasus
0400 248 080
mbrown@pegasusadvisory.com.au

REGISTERED ADDRESS:
Paul-Lincke-Ufer 39/40
10999 Berlin
Germany

Marley Spoon (ASX.MMM)

ASX – CEO Connect

8 December 2020



Marley Spoon changes the way people cook...

MARLEY SPOON

MARLEY SPOON

is bringing delightful, market-fresh and easy cooking
back to the people.



13 million meals in Q3 2020¹



>90% revenue from
repeat customers



Active in 8 countries



FY2020 revenue guidance between 90%-100% YOY



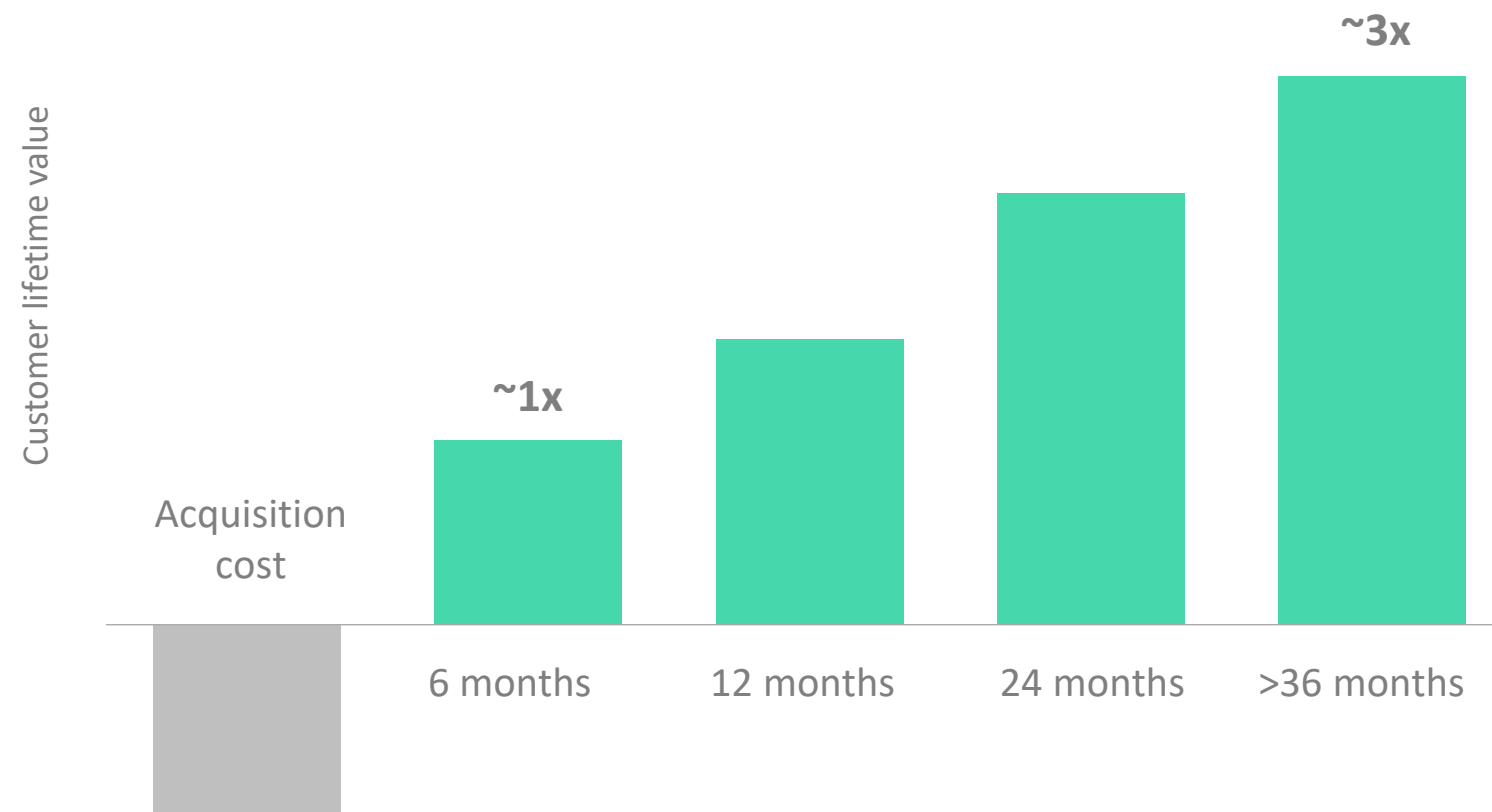
Positive global operating EBITDA in Q3 2020



>26,000 recipes developed

¹ For full details on Q3 2020, please refer to the Quarterly update and related ASX Announcement dated 22 October 2020





Key takeaways

- Faster payback and higher IRR (30%+) than many other ecommerce models
- Marley Spoon has achieved these attractive unit economics over the last years, as also outlined two years ago in the IPO prospectus
- Currently outperforming due to lower customer acquisitions costs (CACs), better customer behaviour and higher margins

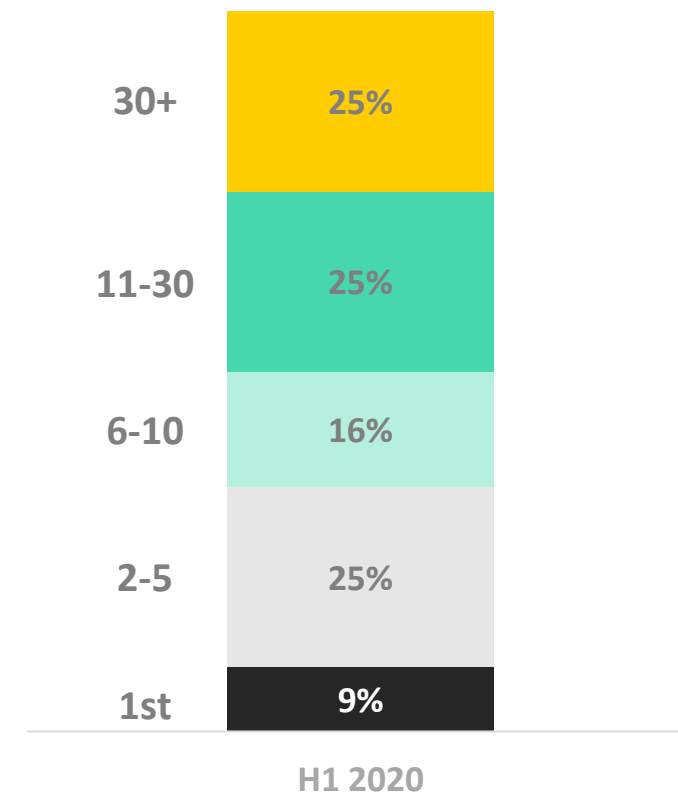
**Company targets these unit economics over the longer term ...
currently outperforming these returns**

Revenue from repeat customers



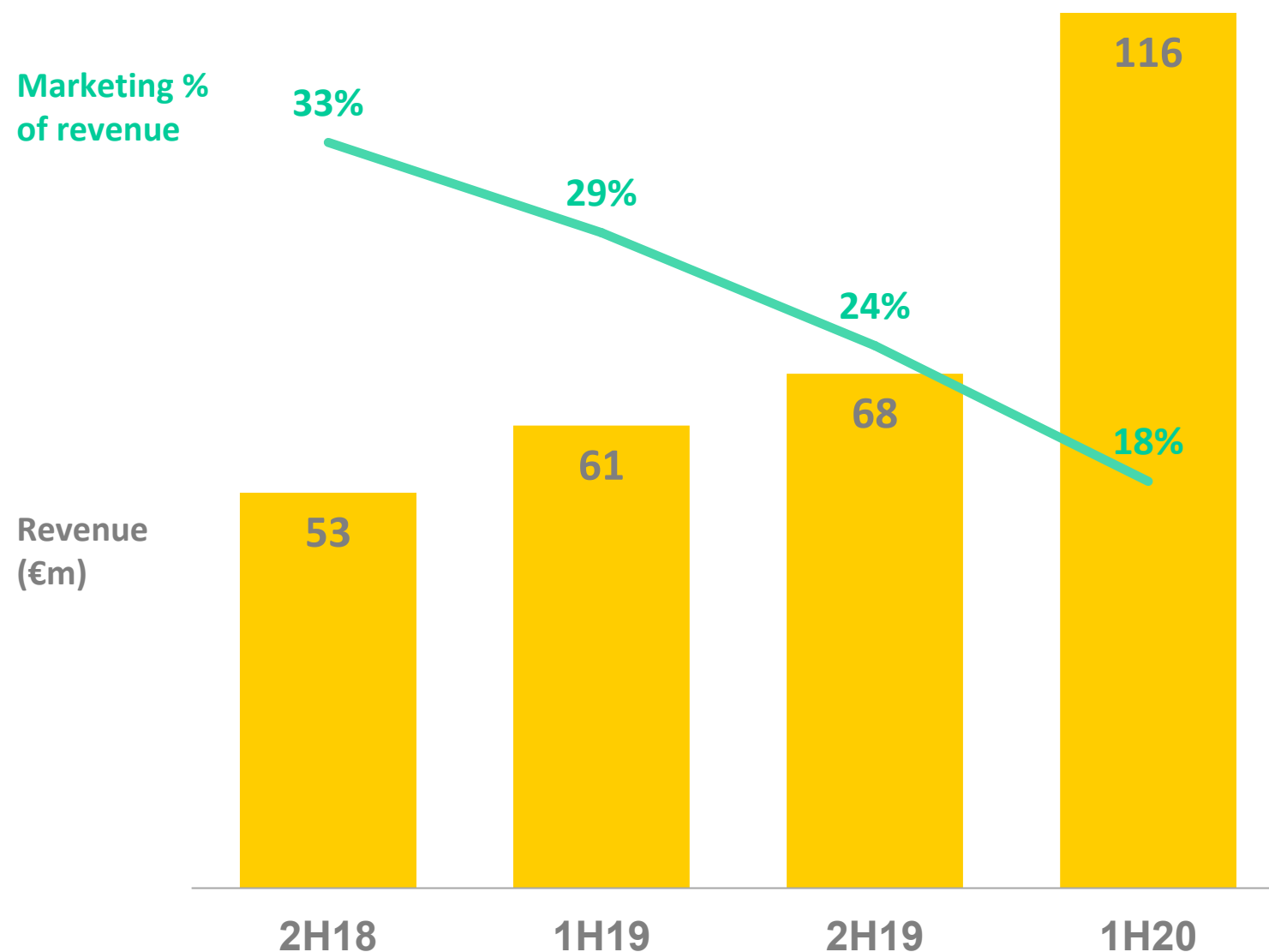
- Track record of customer loyalty with repeat orders maintained at >90% of revenue
- Focus on retaining loyal, high-value customers and driving growth through repeat orders

Revenue breakdown by order frequency



- ~2/3 of revenue from “steady state” customers (6+ orders) ... >A\$300m annualized (based on Q2-20)
- 30+ share increased 1 pt YOY
- 2-10 orders buckets up 2 pts YOY thanks to accelerating new customer acquisitions in Q2

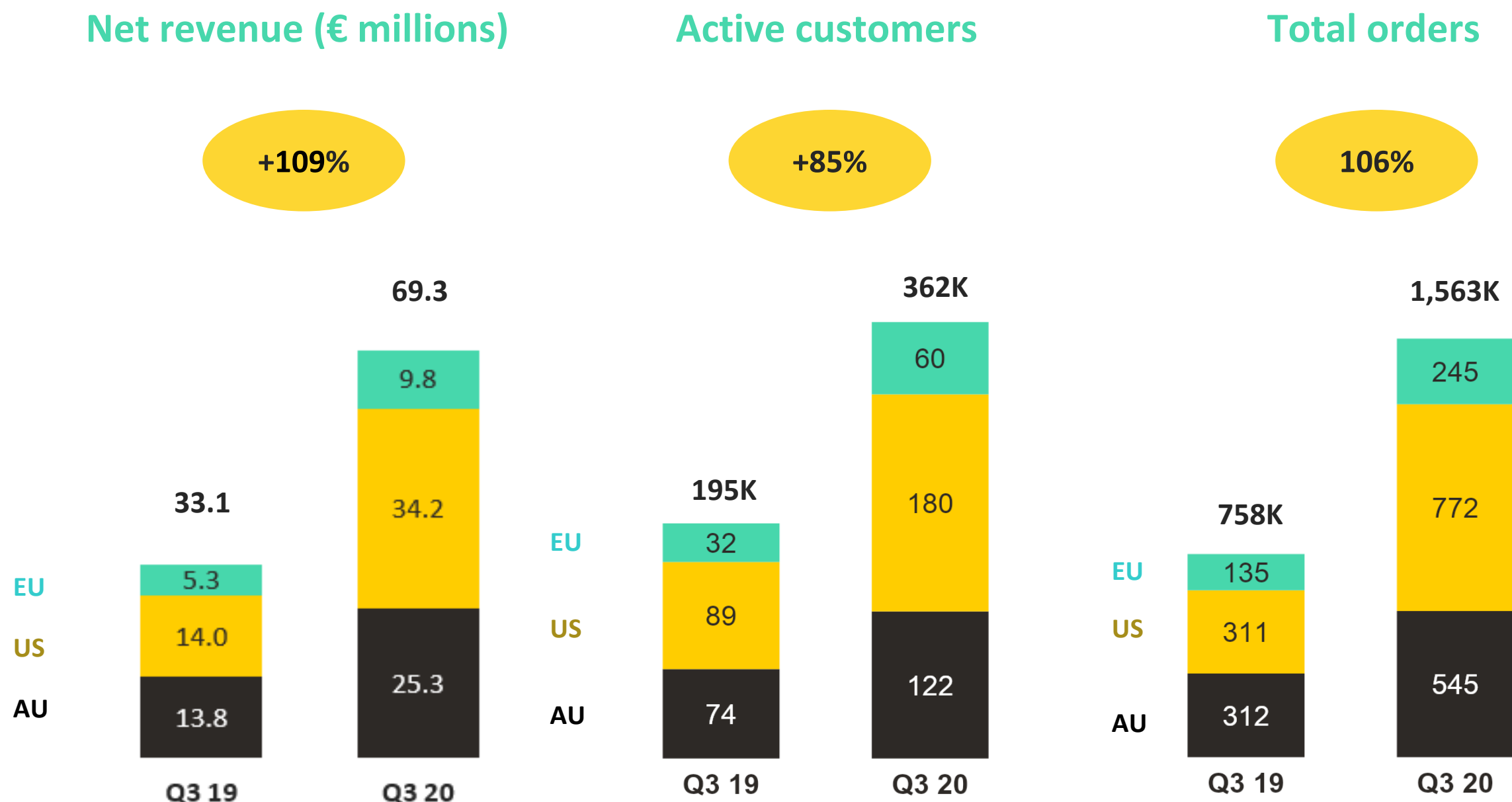
Growing high quality “back book” of loyal customers with consistent repeat orders



Key developments

- Marketing as % of revenue had been trending down pre-COVID already, supporting path to profitability
- Brand maintenance marketing (to maintain topline) pre-COVID modelled at 10%-11% of revenue
- Q2 2020 at only 13% ... CAC continues to be significantly below pre-COVID levels, representing opportunity to grow at better unit economics

Q3 2020: >80% growth in all segments vs. PCP



Strong performance across all topline metrics in Q3 2020

Numbers preliminary & unaudited

Q3 2020 regional performance



Australia

REVENUE €25m ↑ 86%¹

CONTRIBUTION MARGIN 36% ↑ 5pts

Key developments

- Operating EBITDA 13% of revenue
- Temporary Melbourne site closure cost about 1 point in CM
- New Sydney site planning progressing, go-live expected in 1H 2021



United States

REVENUE €34m ↑ 163%¹

CONTRIBUTION MARGIN 23% ↑ 6 pts

Key developments

- Again, strongest growing region
- Positive operating EBITDA for 2nd consecutive quarter
- Expanded refrigerated space in the East Coast facility for additional capacity



Europe

REVENUE €10m ↑ 83%

CONTRIBUTION MARGIN 26% ↑ 6 pts

Key developments

- CM reached a new high of 26%
- Dinnerly brand launched in Germany and has seen good initial traction
- Operating EBITDA loss of €0.6 million excluding global headquarter costs

¹ 1 YOY growth rate on a constant currency basis

Numbers preliminary & unaudited

Global growth opportunity for the next years

1. Online grocery: Massive “unclaimed” market

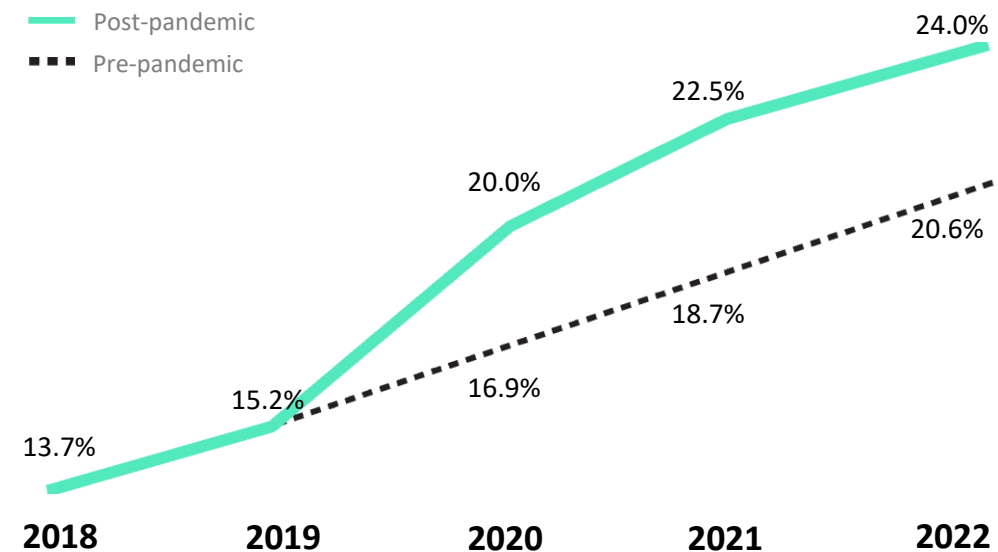


Foods & Groceries
\$5,000bn

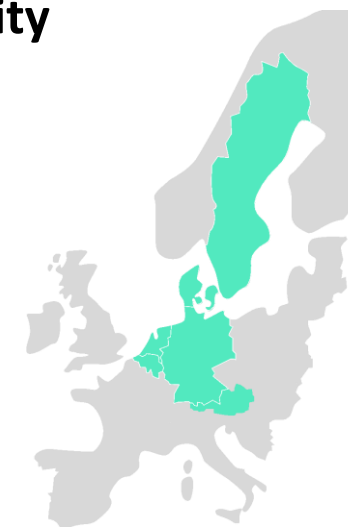
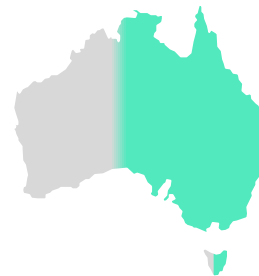
<3%

Online Penetration
end of 2019

2. E-commerce adoption is accelerating



3. Marley Spoon’s global reach of 180m households today forms an ideal platform to capture this global growth opportunity



Germany
The Netherlands
Austria
Belgium
Denmark
Sweden

Online adoption

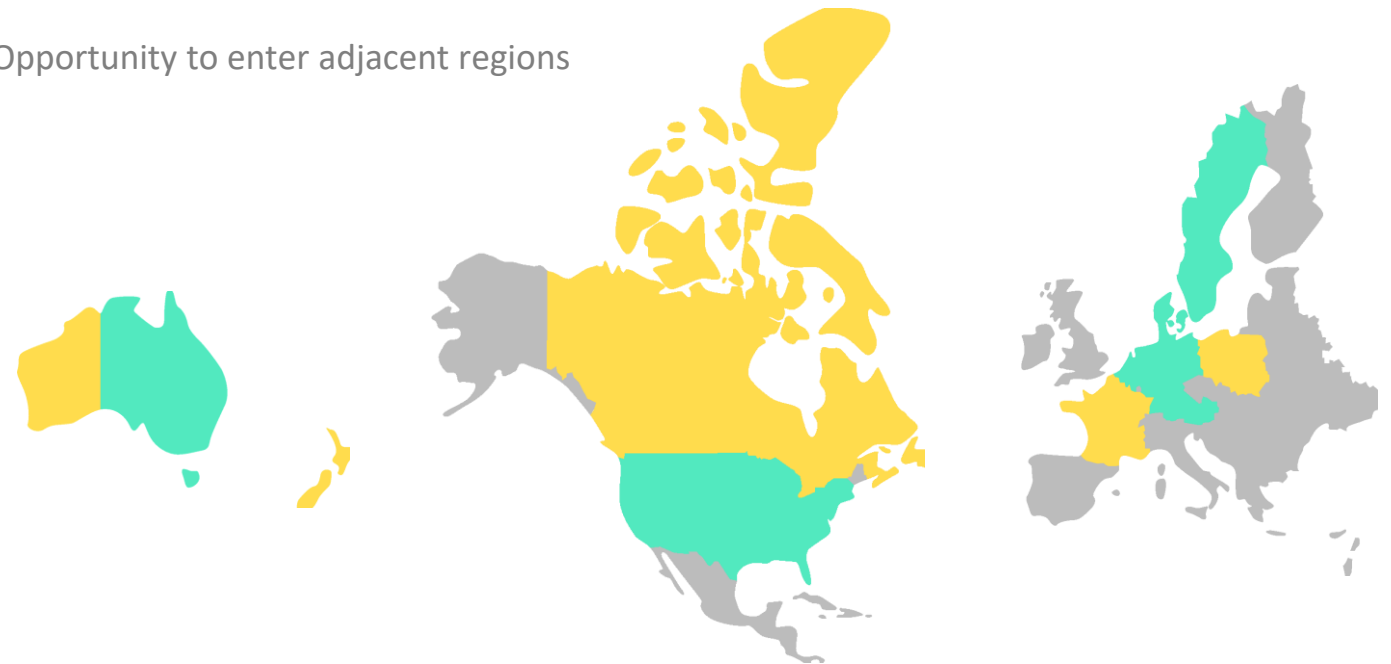


Online grocery market to grow 2x by end of 2021

from 3% → 6%¹

Regional expansion

Opportunity to enter adjacent regions



Product expansion



Breakfast



Lunch



Ready-to-heat



Baking

Marley Spoon still in the initial stage of its growth and development, with the majority of its growth expected to come

¹ Source: Rabobank International



Strong Q3 2020 topline growth ... guidance reaffirmed

- Revenue increased +109% YOY to EUR €69m, +118% on a constant currency basis
- Growth led by US with 163% compared to PCP on a constant currency basis ... AU & EU both delivered >80% growth vs PCP
- Marley Spoon is expecting to grow revenue 90% - 100% YOY in CY2020



Significant margin improvement and continued marketing efficiency

- Global Contribution Margin at 28%, up 5 pts YOY
- Marketing expenses represented 14% of revenue in Q3 2020, compared to 31% in PCP



Positive operating EBITDA at group level again

- €0.4 million for Q3 2020 compared to a loss of €10.1 million in PCP
- AU remains operating EBITDA positive since Q2 2019
- US with second consecutive quarter with positive operating EBITDA



Meal-kits are an early industry in a vast market ... multi-year growth runway

- Groceries remains one of the largest untapped opportunities as consumer purchasing shifts to online
- Marley Spoon is well positioned to capture future growth with its brands and geographic reach
- Continue to focus on innovation through technology investments in manufacturing, software as well as data & personalization platforms

This presentation (**Presentation**) is dated 8 December 2020 and has been prepared by Marley Spoon AG (**Marley Spoon** or the **Company** ASX: MMM). By accessing or reviewing this Presentation, you acknowledge and agree to the terms set out below.

Important notice and disclaimer

This Presentation is for information purposes only and is a general summary of the activities of Marley Spoon only. The content of this Presentation is provided as at the date of this Presentation (unless otherwise stated) and remains subject to change without notice. Financial information in this Presentation is unaudited. Reliance should not be placed on information or opinions contained in this Presentation and, subject only to any legal obligation to do so, Marley Spoon does not have any obligation to correct or update the content of this Presentation. The information in this Presentation does not purport to be complete and is to be read in conjunction with Marley Spoon's most recent financial report and all of Marley Spoon's other periodic and continuous disclosure information lodged with the Australian Securities Exchange (**ASX**), including, without limitation, Marley Spoon's CY2018 and CY2019 results, 1H 2020 results (4D), Q3/2020 results (4C) filed with the ASX and available at www.asx.com.au. Certain market and industry data used in this Presentation may have been obtained from research, surveys or studies conducted by third parties, including industry or general publications. Neither Marley Spoon nor its representatives have independently verified any such market or industry data provided by third parties or industry or general publications.

Marley Spoon does not warrant the currency, accuracy, adequacy, completeness or reliability of the information in this Presentation, including without limitation for negligence or for any expenses, losses, damages or costs incurred by you as a result of the information in this Presentation being inaccurate or incomplete in any way for any reason, whether by negligence or otherwise and, to the maximum extent permitted by law, disclaims any and all liability and responsibility flowing from the use of or reliance on such information by any person.

Not financial product advice or offer

This Presentation is for information purposes only and is not a prospectus, product disclosure statement or other offer document under Australian law or the law of any other jurisdiction (and will not be lodged with the Australian Securities and Investments Commission (ASIC) or any other foreign regulator). The distribution of this Presentation outside Australia may be restricted by law and you should observe any such restrictions. Any failure to comply with such restrictions may constitute a violation of applicable securities laws. In particular, this Presentation may not be distributed or released in the United States. This Presentation is not and should not be considered, and does not purport to contain, an offer, invitation, solicitation or recommendation with respect to the purchase or sale of any new Chess Depositary Interests (CDIs) in any jurisdiction.

This Presentation does not and does not purport to contain all information necessary to make an investment decision, is not intended as investment or financial advice (nor tax, accounting or legal advice), must not be relied upon as such and does not and will not form any part of any contract or commitment for the acquisition of CDIs. Any decision to buy or sell securities or other products should be made only after seeking appropriate financial advice. This Presentation is of a general nature and does not take into consideration the investment objectives, financial situation or particular needs of any particular investor. Any investment decision should be made solely on the basis of your own enquiries. Before making an investment in Marley Spoon, you should consider whether such an investment is appropriate to your particular investment objectives, financial situation or needs. Marley Spoon is not licensed to provide financial product advice in respect of its shares.

An investment in Marley Spoon CDIs is subject to known and unknown risks, some of which are beyond the control of the Company and its directors. Marley Spoon does not guarantee any particular rate of return or the performance of Marley Spoon nor does it guarantee any particular tax treatment.

Financial information

All financial amounts contained in this Presentation are expressed in EUR, unless otherwise stated. A number of figures, amounts, percentages, estimates, calculations of value and fractions in this Presentation are subject to the effect of rounding. Accordingly, the actual calculation of these figures may differ from the figures set out in this Presentation and totals may vary slightly due to rounding.

Investors should be aware that certain financial measures included in this Presentation are 'non-IFRS financial information' under ASIC Regulatory Guide 230: 'Disclosing non-IFRS financial information' published by ASIC and are not recognised under Australian Accounting Standards (AAS) and International Financial Reporting Standards (IFRS). Such non-IFRS financial information financial measures do not have a standardised meaning prescribed by AAS or IFRS. Therefore, the non-IFRS financial information may not be comparable to similarly titled measures presented by other entities, and should not be construed as an alternative to other financial measures determined in accordance with AAS or IFRS. Although Marley Spoon believes these non-IFRS financial measures provide useful information to investors in measuring the financial performance and condition of its business, investors are cautioned not to place undue reliance on any non-IFRS financial information financial measures and ratios included in this Presentation. Certain figures, amounts, percentages, estimates, calculations of value and fractions provided in this Presentation are subject to the effect of rounding. Accordingly, the actual calculation of these figures may differ from the figures set out in this Presentation.

Past performance

Past performance is given for illustrative purposes only and should not be relied upon as (and is not) an indication of Marley Spoon's views on its future financial performance or condition. Past performance of Marley Spoon cannot be relied upon as an indicator of (and provides no guidance as to) the future performance of Marley Spoon. Nothing contained in this Presentation nor any information made available to you is, or shall be relied upon as, a promise, representation, warranty or guarantee, whether as to the past, present or future.

Future performance and forward-looking statements

This Presentation contains certain "forward-looking statements". The words "expect", "anticipate", "estimate", "intend", "believe", "guidance", "should", "could", "may", "will", "predict", "plan" and other similar expressions are intended to identify forward-looking statements. Indications of, and guidance on, future earnings and financial position and performance are also forward-looking statements. Forward-looking statements, opinions and estimates provided in this Presentation are based on assumptions and contingencies that are subject to change without notice and involve known and unknown risks and uncertainties and other factors that are beyond the control of Marley Spoon, its directors and management. This includes statements about market and industry trends, which are based on interpretations of current market conditions. Forward-looking statements are provided as a general guide only and should not be relied upon as an indication or guarantee of future performance. Actual results, performance or achievements may differ materially from those expressed or implied in such statements and any projections and assumptions on which these statements are based. These statements may assume the success of Marley Spoon's business strategies. The success of any of those strategies will be realised in the period for which the forward-looking statement may have been prepared or otherwise. Readers are cautioned not to place undue reliance on forward-looking statements and except as required by law or regulation, none of Marley Spoon, its representatives or advisers assumes any obligation to update these forward-looking statements. No representation or warranty, express or implied, is made as to the accuracy, likelihood of achievement or reasonableness of any forecasts, prospects, returns or statements in relation to future matters contained in this Presentation. The forward-looking statements are based on information available to Marley Spoon as at the date of this Presentation. Except as required by law or regulation (including the ASX Listing Rules), none of Marley Spoon, its representatives or advisers undertakes any obligation to provide any additional or updated information whether as a result of a change in expectations or assumptions, new information, future events or results or otherwise. Indications of, and guidance or outlook on, future earnings or financial position or performance are also forward-looking statements.

Individuals should consider any forward-looking statements contained in this Presentation in light of the risks and disclosures contained in this Presentation. Any forward-looking statements are based on information available to Marley Spoon as at the date of this Presentation and may involve significant elements of subjective judgement and assumptions as to future events which may or may not be proven to be correct.



Company contacts

Fabian Siegel (CEO)

Jennifer Bernstein (CFO)

Investor relations

Michael Brown

ir@marleyspoon.com

mbrown@pegasusadvisory.com.au



MARLEY SPOON