



Global leaders in parts and service software



FY20 – Full Year Results Investor Presentation

24 August 2020

Jonathan Rubinsztein | CEO

Richard Leon | CFO

This presentation has been prepared by Infomedia Limited ("Infomedia"). This presentation by Infomedia Ltd contains information in summary form current as at 24 August 2020; it is not a recommendation or advice in relation to Infomedia or any product or service offered by Infomedia or its subsidiaries; It is not intended to be relied upon as advice to investors or potential Investors, and does not contain all information relevant or necessary for an investment decision or that would be required in a prospectus or product disclosure statement prepared in accordance with the requirements of the Corporations Act 2001 (Cth). Should be read in conjunction with Infomedia's other continuous and periodic disclosure announcements filed with the ASX Limited, including the financial statements for the 12 months to 30 June 2020 and the Infomedia 2020 Annual Report which is available at: <https://www.infomedia.com.au/investors/annual-and-half-year-reports/>. To the maximum extent permitted by law, Infomedia, its subsidiaries and associates and their respective directors, employees and agents disclaim all liability for any direct or indirect loss suffered by any recipient through use of or reliance on anything contained in or omitted from this presentation. No recommendation is made as to how investors should make an investment decision. Investors must rely on their own examination of Infomedia, including the merits and risks involved and should consult with their own professional advisors. Infomedia is under no obligation to notify or update any part of this presentation, whether as a result of new information, future events or otherwise, after the date of this presentation. To the extent that certain statements contained in this presentation may constitute "forward-looking statements" or statements about "future matters", the information reflects Infomedia's intent, belief or expectations at the date of this presentation. Infomedia may update this information over time. Any forward-looking statements, including projections or guidance on future revenues, earnings and estimates, are provided as a general guide only and should not be relied upon as an indication or guarantee of future performance. Forward-looking statements involve known and unknown risks, uncertainties and other factors that are outside Infomedia's control and may cause Infomedia's actual results, performance or achievements to differ materially from any future results, performance or achievements expressed or implied by these forward-looking statements. Any forward-looking statements, opinions and estimates in this presentation are based on assumptions and contingencies which are subject to change without notice, as are statements about market and industry trends, which are based on interpretations of current market conditions. Neither Infomedia, nor any other person, gives any representation, assurance or guarantee that the occurrence of the events expressed or implied in any forward-looking statements in this presentation will occur. In addition, please note that past performance is no guarantee or indication of future performance. Possible factors that could cause results or performance to differ materially from those expressed in forward-looking statements include the "Risks" in Infomedia's 2020 Annual Report. Certain non-IFRS financial information has been included to assist in the making appropriate comparisons with prior periods to assess the operating performance of the business. Infomedia uses these measures to assess the performance of the business and believes that the information is useful to investors. Non-IFRS information has not been subject to auditor review. This presentation does not constitute an offer to issue or sell securities or other financial products in any jurisdiction and its distribution outside Australia may be restricted by law. Any recipient of this presentation outside Australia must seek advice on and observe any such restrictions. This presentation may not be reproduced or published, in whole or in part, for any purpose without the prior written permission of Infomedia. Local currencies have been used where possible. Prevailing current exchange rates have been used to convert local currency amounts into Australian dollars, where appropriate. All references starting with "FY" refer to the financial year ended June 30. All references starting with "1H" refer to the financial half year ended 31 December. "2H" refers to the financial half year ended 30 June.



Agenda

- Highlights & business update – CEO
- FY20 financial results – CFO
- Outlook
- Q&A

Jonathan
Rubinsztein

CEO



Infomedia Ltd (ASX:IFM)

- **Leading software provider to global automotive aftersales market**
- **Over 180,000 users in 186 countries**
- **Global offices:**
 - HQ in Sydney, NSW Australia
 - APAC* - Melbourne, VIC (AU)
 - EMEA* - Cambridge, ENG (UK)
 - Americas - Detroit, MI (USA)
- **Global workforce of 400 (incl. 100 outsourced)**

Market leading software solutions

Parts - *Microcat* - Electronic Parts Catalogue (EPC)

A powerful suite of EPC parts solutions focused on driving parts sales, improved productivity and better-quality customer experience

Service - *Superservice* Platform

VIN-precise, automotive manufacturer data driven service selling solutions to optimise pricing transparency, increase customer trust and improve dealer service productivity

Data & Insights and *Nidasu*

Data analytics and actionable insight solutions to support automotive manufacturers and dealers reduce operational costs, grow sales and retain customers from one purchase to the next

Our competitive position

SaaS provider to global auto manufacturers and dealers

Over 95% recurring revenue

One of few global software providers in the parts, service and data insights to the global auto industry

Over 80% of revenue generated from outside Australia

Opportunity to access a broader addressable market and a bigger global footprint during a time of significant change in the auto industry

Accelerated Performance

Sustained performance - revenue (up 12% pcp) and earnings growth (up 15% pcp), Cash EBITDA (up 11% pcp) & cash & cash equivalents \$103.9 million (incl \$83.9 million with capital raise completed in May)

Drive Innovation & Customer Service

Continued significant investment in the future with the build of *Next Gen* parts & service platform solutions

Engaged quickly to provide customer focused, proactive support through difficult COVID-19 months (Mar–June)

Well positioned with market leading aftersales solutions that capitalise on emerging trends

Navigate Global & Steer Local

Implemented 'protect and attack' strategy to shield the business and employees, support customers and position the business to take advantage of opportunities as they emerge

Continue to have fun in the fast lane!

Safety first ... *working from home* and staying connected virtually remains positive and productive ... the team are committed to supporting each other and being stronger together!

Infomedia's parts & service solutions are used in 186 countries;
Data opportunities and expanding our local presence on a global scale are key areas of growth



APAC

- Strong growth
- Completed roll-out of a large global contract
- Dealer and manufacturer opportunities in region
- Data opportunities emerging

7.

EMEA

- COVID-19 related restrictions impacted business early (Feb 20)
- Increasing opportunities for data analytics & insights

Americas

- COVID-19 related restrictions led to delays (install, rollout and revenue)
- Initiated remote installs where possible
- Reinvigorated sales team; strong sales in June & July
- New partnerships to leverage sales (Aug 20)



Richard Leon

CFO

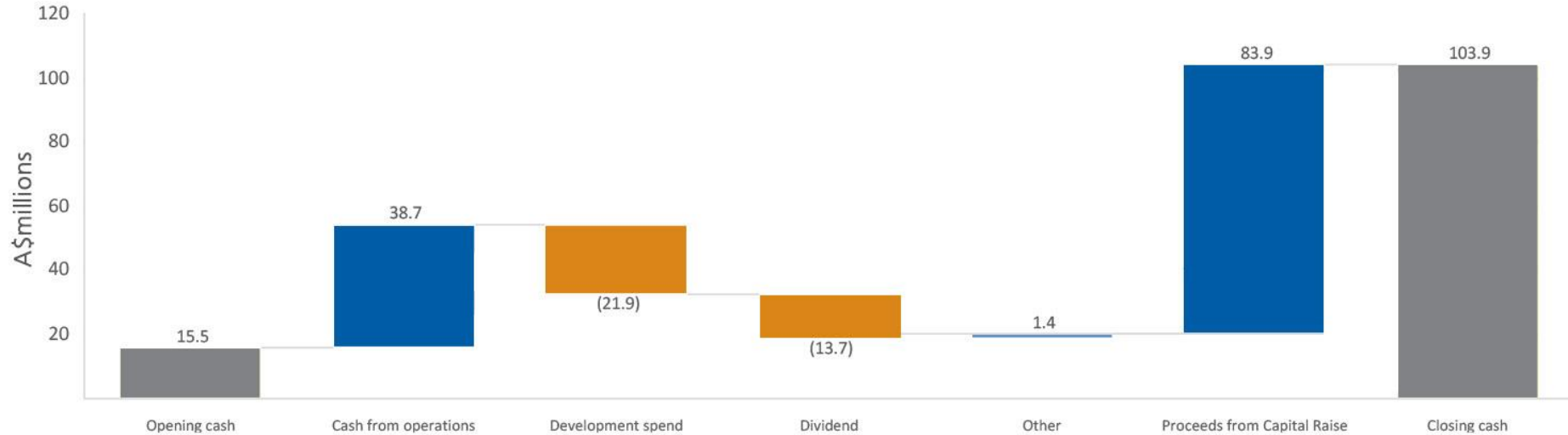
- Maintained strong top line growth
- Maintained investment intensity in *Next Gen* and delivered bottom line growth
- Cash balance with capital raise at 30 June 2020 \$103.9m
- Full year dividend up 10% pcp to 4.30 cents per share

Key Metrics	FY20 A\$'000	FY19 A\$'000	Change
Revenue	94,618	84,598	12%
NPAT	18,556	16,122	15%
EBITDA	46,049	38,041	21%
Development expenses capitalised	(21,910)	(18,969)	16%
Cash EBITDA	21,251	19,111	11%
Earnings per share (cents)	5.69	5.19	10%
Dividend per share (cents)	4.30	3.90	10%

- Strength in core products sustains revenue growth
- Geographic segment result reflects timing fluctuations of mandated vs endorsed sales model
- Pipeline and emerging trend opportunities are strong across all regions

Revenue Details	FY20 '000	FY19 '000	Change
BY PRODUCT (AUD)			
Parts	56,214	51,506	9%
Service	35,634	30,809	16%
Other	<u>2,770</u>	<u>2,283</u>	21%
	94,618	84,598	12%
BY GEOGRAPHY (LOCAL CURRENCY)			
Asia Pacific (AUD)	29,029	22,797	27%
EMEA (EUR)	22,071	21,650	2%
Americas (USD)	19,693	20,003	-2%
Worldwide Revenue (AUD)	94,618	84,598	12%

Strong Cash Position



- Continued focus on product investment intensity to innovation
- *Next Gen* on track to deliver end of calendar year or early new calendar year
- Proceeds from capital raise to pursue growth



- Delivered to our objectives to sustain top and bottom line growth
- Strong balance sheet well positioned to pursue organic and inorganic growth

Jonathan
Rubinsztein

CEO



Quick response to changing events and bold strategic decisions underpin future growth

5 Pillar COVID-19 Pandemic Response

IMMEDIATE



Protect Our Staff & Customers

Global workforce working remotely with 60% on 80/20 flex schedules



Defend the Topline

Sales team engagement intensified to identify challenges and provide solutions



Manage BAU

Increased cadence of virtual communication and collaboration



Manage Costs & Cash

Focus on collections and reduction in discretionary spend



Attack Not Only Protect

Position to fast-track acquisitions, customer growth and upsell

SUBSEQUENT

- All employees continue to *work from home* most of the time; productivity remains high
- Intense focus on customer efficiency solutions – double down on enhancing Superservice *Connect* and Messenger

- Initiated remote and hybrid installs – only suitable in some scenarios
- Secured leveraged sales opportunities in the US (Aug)
- Signed several OEM* mandated contracts (July)

- Increased focus on leveraging global sales efforts
- ~80% completion of build of *Next Gen* parts & service platform solutions
- Pilot and early stage *Next Gen* rollout well received

- Increased focus on engaging customers; pursuing delayed collections
- Freeze on all new hires and discretionary spend
- Disciplined approach to M&A

- Completion of capital raise in May to invest in core and pursue acquisition of additional and complementary functionality, access to new customers, and/or geographic depth in a region

AMBITION TO BE THE LEADING SOFTWARE PROVIDER TO THE AUTOMOTIVE AFTERSALES MARKET

STRENGTHEN THE CORE

Global sales focus
& sustained
investment in our
core parts, service
and data insights
products

Scale core to build
Automaker VIN*
specific market
leadership

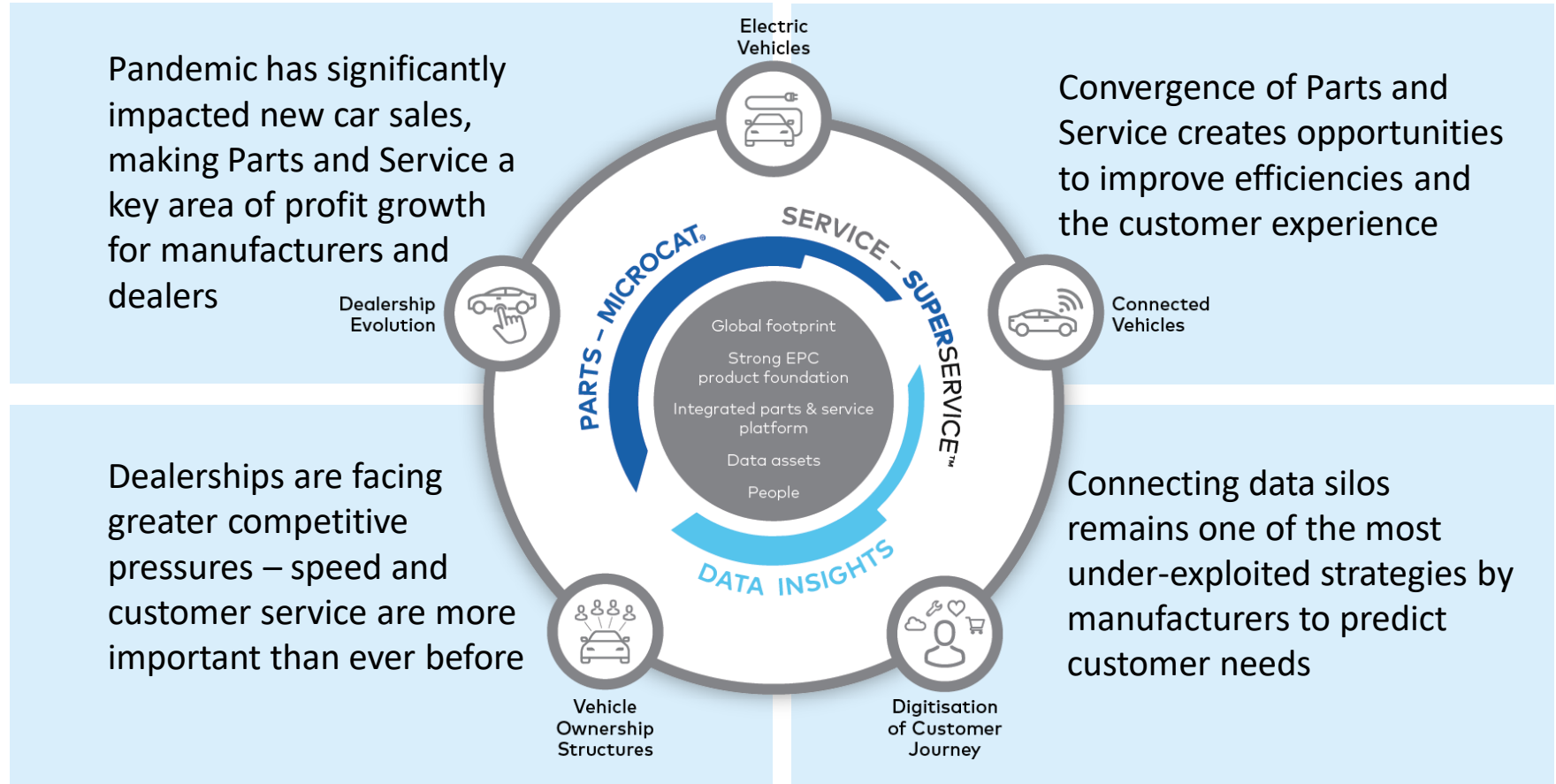
EXPAND OUR CORE

Continue to
leverage
geographic reach
and invest in
data insights
assets

Build on global
sales and
marketing
excellence to
target new
customers in the
automotive
ecosystem

ACQUIRE

Scale new
functionality,
customer
relationship or
market depth to
be first to market
with compelling
product



Build *Next Gen* of integrated parts & service platform solutions

Drive global account strategy to extend brand position

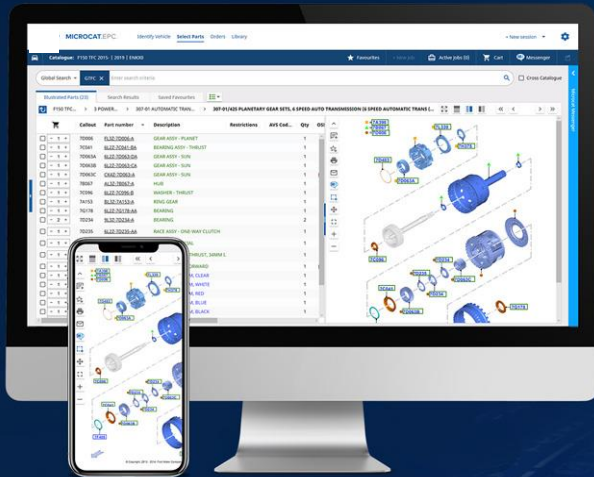
Partner to expand market coverage and leverage assets into the wider automotive ecosystem

Acquire assets that give access to new customers, new geographies and increase technology footprint

Leverage VIN specific data assets to provide actionable insights to our global customers



NEW
**MICROCAT®
EPC™**
PARTS SELLING REIMAGINED



***“100% more interactive than previous
and excellent for workshop parts
persons to have all the extra data”***

***“The global search function has cut
down look up time for parts
dramatically ... makes it much easier
– almost like Google, but for parts.”***

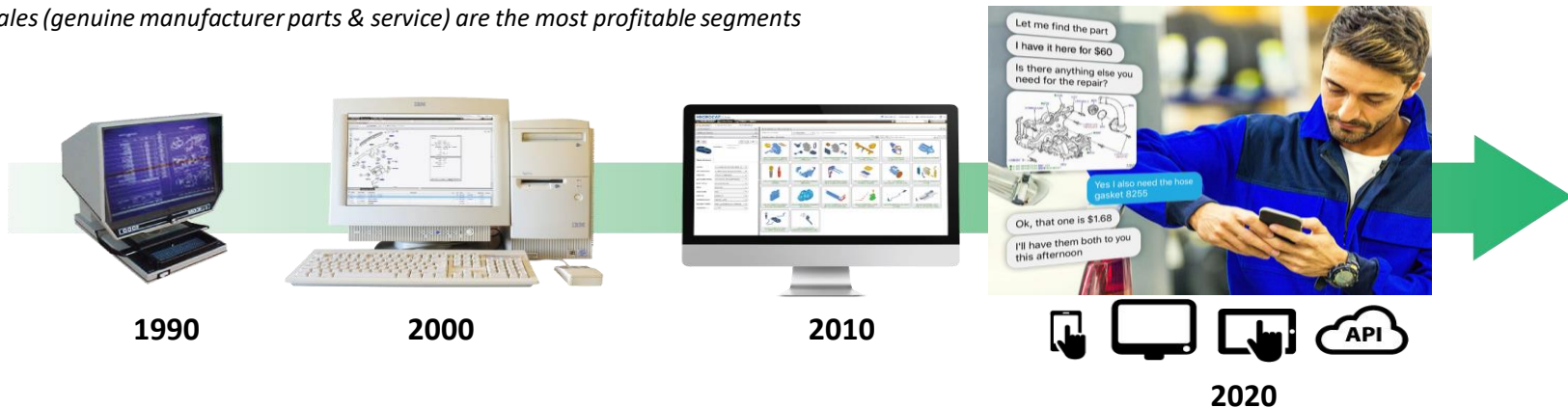
Customer quotes received during recent field tests

Next Gen - What is driving *the* vision?

Automakers and dealers are asking ... ***How do we sell more genuine parts*?***

1. **New car sales are dropping**, Parts and Service is becoming more important
2. **Dealers are facing greater competitive pressures** from Aftermarket
3. **Need to leverage existing assets** to make dealerships more efficient
4. **Collision and Mechanical customers** expect dealers to have online sales
5. **Bringing Parts and Service together** to improve customer experience and grow sales

**Aftersales (genuine manufacturer parts & service) are the most profitable segments*



We have built new, industry leading EPC technology to face the parts sales challenge head on



Next Gen Microcat EPC

New, faster and more intuitive dealer EPC that simplifies OEM parts ordering, improves sales productivity and drives customer satisfaction.



Solution Add-ons

Part sales features that leverage analytics, and parts and service convergence to grow parts sales and empower staff effectiveness.



Microcat Platform

EPC powered and integrated OEM parts selling suite – with data driven eCommerce capabilities for Collision and Mechanical part sales.

FY20 has been a good year of sustained performance

Invested heavily in future organic growth; reimagining the *Next Gen* parts & service solutions

Customer engagement returned in June/July

Backlog of dealer-based and OEM contracted deals to rollout and revenue late in 2021

Pursuing acquisitions; well positioned with additional capital raised

COVID-19 restrictions likely to delay sales converting to revenue impacting 1H21

Subject to restrictions easing, growth in calendar 2021 should re-emerge at a faster pace


Thank you!

Please visit Infomedia's website
<https://www.infomedia.com.au>

LinkedIn
<https://www.linkedin.com/company/infomedia-ltd/>

YouTube channel
<https://www.youtube.com/infomedialtd>

Twitter
<https://twitter.com/infomedialtd>





Appendix

- Our Core Values
- Product overview
- *Next Gen* features overview

OUR C@RE VALUES

Together we create success by:

Accelerating Performance

We're action orientated and always accountable to our customers.

Driving Innovation & Service

Our technology leadership empowers our customers.

Navigating Global, Steering Local

Our customers benefit from a unified Infomedia approach with local execution.

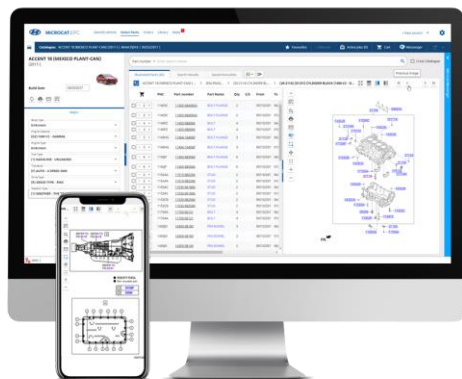
Having Fun in the Fast Lane

We balance hard work with a fun and vibrant workplace.

INF@MEDIA™

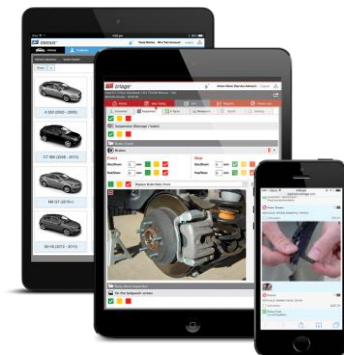
Global leaders in parts and service software

Data-driven parts, service and marketing solutions that meet the need for a consistent and professional approach by global OEMs and their dealer networks



MICROCAT®

Parts selling software (EPC)



SUPERSERVICE™

Service quoting & digital inspection



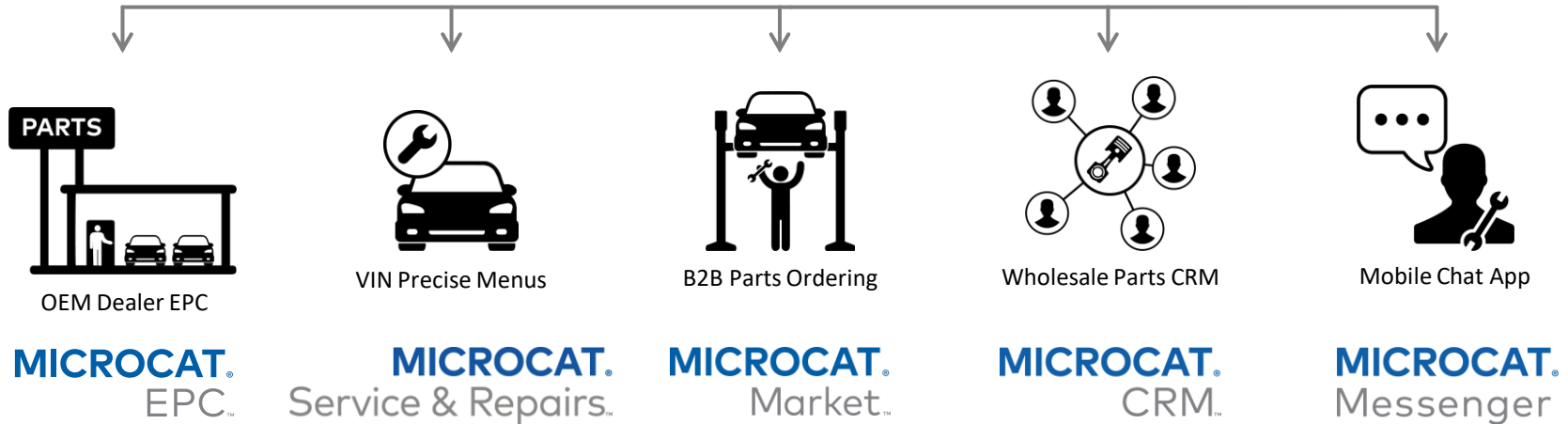
DATA INSIGHTS NIDASU®

An Infomedia company

Aftersales analytics & marketing

A powerful suite of EPC powered solutions focused on driving parts sales, improved productivity and better-quality customer experience

MICROCAT®



PARTS & SERVICE ANALYTICS

Next Gen features to enhance aftersales

INFOMEDIA™

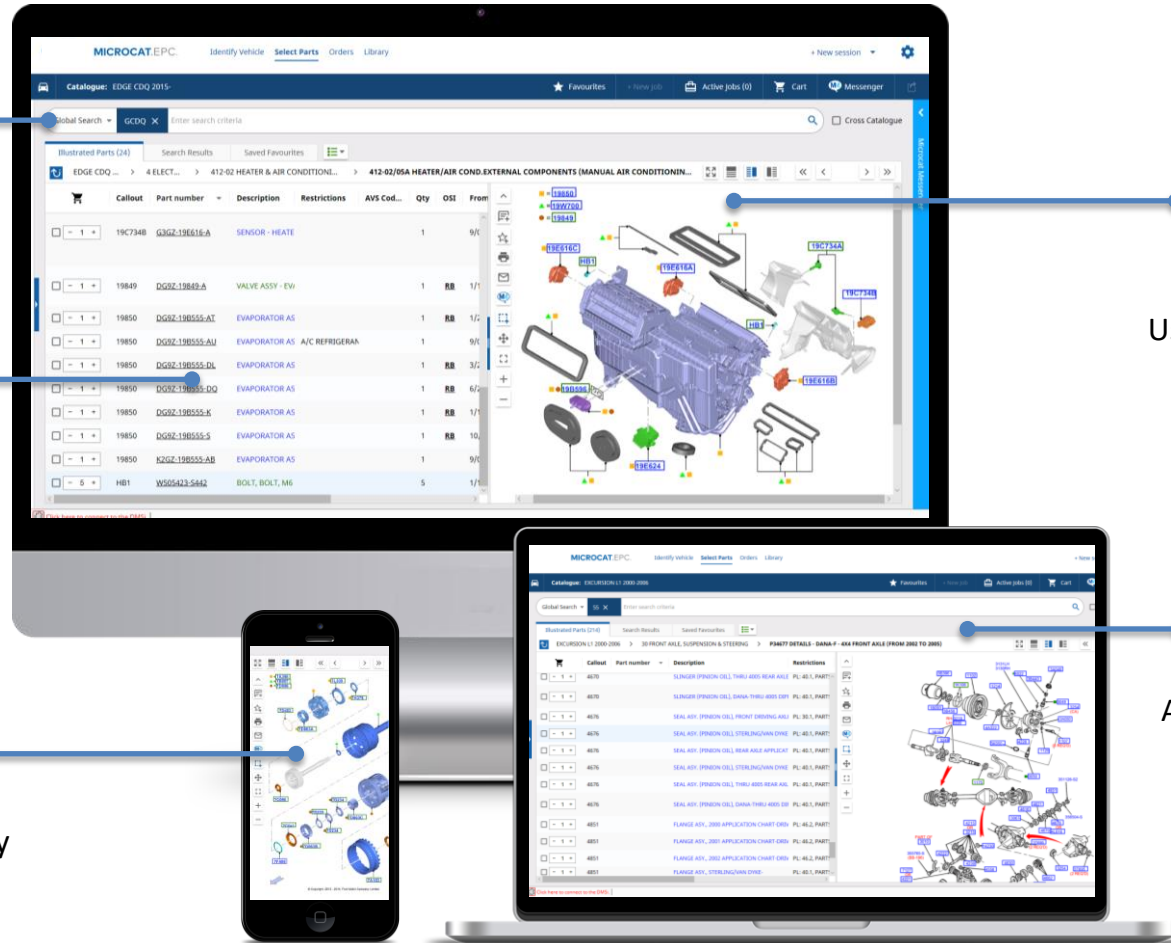
Global Search

Vehicle History

Mobile Friendly

Intuitive
User Interface

Active Jobs



Next Gen solution add-ons



Service and Repair
Menus Integration



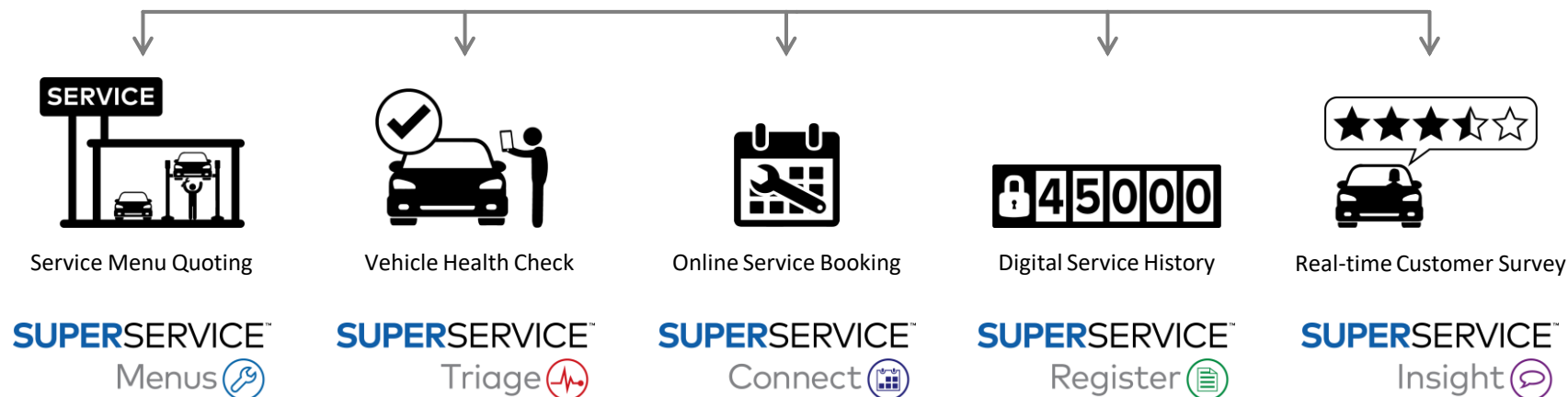
EPC Messaging
App



EPC
Analytics

Powered by genuine OEM service menu data, Superservice strengthens customer relationships, reduces operating costs, increases sales and builds trust between dealerships and their customers

SUPERSERVICE™



Data analytics and actionable insights to support automotive manufacturers and dealers reduce operational costs, grow sales and retain customers from one purchase to the next

DATA INSIGHTS NIDASU® *An Infomedia company*

