

THIRD QUARTER RESULTS OF THE 2020 FISCAL YEAR

JANUARY 29, 2020



PREMIUM PRODUCT, TIER 1 JURISDICTION,
HIGH QUALITY INFRASTRUCTURE

CHAMPION IRON 

DISCLAIMER

This presentation contains certain forward-looking information and statements within the meaning of applicable securities laws. The use of any of the words "expect", "anticipate", "continue", "estimate", "may", "will", "project", "should", "believe", "plans", "intends", "forecast" and similar expressions are intended to identify forward-looking information or statements. In particular, but without limiting the foregoing, this presentation contains forward-looking information and statements pertaining to Champion Iron Limited including: future development and growth, improvement in short term reliability, phase II capital expenditures and the timing thereof; the amount and timing of capital projects, the results of the spare equipment inventory review, future recovery rates, potential cost reduction at port facility, completion of the re-domiciliation. In this presentation, reference is made to the Company's Bloom Lake Iron Mine economic analysis. All information derived therefrom are not estimates or forecasts of metrics that may actually be achieved. Such information reflects internal projections used by management for the purposes of making capital investment decisions and for internal long range planning and budget preparation. Accordingly, undue reliance should not be placed on same. In addition, forward-looking statements or information are based on a number of material factors, expectations or assumptions of Champion Iron Limited which have been used to develop such statements and information but which may prove to be incorrect. Although Champion Iron Limited believes that the expectations reflected in such forward-looking statements or information are reasonable, undue reliance should not be placed on forward-looking statements because Champion Iron Limited can give no assurance that such expectations will prove to be correct. In addition to other factors and assumptions which may be identified herein, assumptions have been made regarding, among other things: the impact of increasing competition; the general stability of the economic and political environment in which Champion Iron Limited operates; the timely receipt of any required regulatory approvals; the ability of Champion Iron Limited to obtain qualified staff, equipment and services in a timely and cost efficient manner; drilling results; the ability of the operator of the projects in which Champion Iron Limited has an interest in to operate the field in a safe, efficient and effective manner; the ability of Champion Iron Limited to obtain financing on acceptable terms; future commodity prices; currency, exchange and interest rates; and the regulatory framework regarding taxes and environmental matters in the jurisdictions in which Champion Iron Limited operates. Our objective will be to proactively manage our capital program as it relates to operational success and fluctuating commodity prices with a priority to maintain financial flexibility. The forward-looking information and statements included in this presentation are not guarantees of future performance and should not be unduly relied upon. Such information and statements; including the assumptions made in respect thereof, involve known and unknown risks, uncertainties and other factors that may cause actual results or events to defer materially from those anticipated in such forward-looking information or statements including, without limitation: changes in commodity prices; the potential for variation in the quality of the Bloom Lake formation; changes in the demand for or supply of Champion Iron Limited's products; unanticipated operating results or production declines; changes in tax or environmental laws, regulatory matters; changes in development plans of Champion Iron Limited or by third party operators of Champion Iron Limited's properties, increased debt levels or debt service requirements; limited, unfavourable or a lack of access to capital markets; increased costs; a lack of inadequate insurance coverage; the impact of competitors; and certain other risks detailed from time-to-time in Champion Iron Limited's public disclosure documents, (including, without limitation, those risks identified in this presentation and Champion Iron Limited's most recent Annual Information Form and Management's Discussion and Analysis). The forward-looking information and statements contained in this presentation speak only as of the date of this presentation, and Champion Iron Limited does not assume any obligation to publicly update or revise any of the included forward-looking statements or information, whether as a result of new information, future events or otherwise, except as may be required by applicable securities laws.

Except as required by law, Champion Iron Limited expressly disclaims any intention and undertakes no obligation to update any forward-looking statements or information as conditions change.

The historical mineral resources mentioned are strictly historical in nature and are non-compliant to National Instrument 43-101 mineral resources and mineral reserves standards, and should therefore not be relied upon. A qualified person has not done sufficient work to upgrade or classify the historical mineral resources as current National Instrument NI-43-101 compliant.

All amounts are in Canadian dollars unless otherwise stated.

CONFERENCE CALL PARTICIPANTS

CHAMPION IRON 



DAVID CATAFORD
CEO



MICHAEL O'KEEFE
Executive Chairman



NATACHA GAROUTE
CFO



MICHAEL MARCOTTE
VP Investor Relations

2020 THIRD QUARTER HIGHLIGHTS

CHAMPION IRON 



4,905,000 WMT
ORE MINED



1,833,000 WMT
CONCENTRATE PRODUCED



\$54.2/DMT
TOTAL CASH COST



REVENUE \$171.1M
CASH FLOW OPS \$28.1M
EBITDA \$57.9M



\$50.9M INVESTED AT SITE

4,639,000 WMT
ORE MILLED

81.7%
RECOVERY

\$62.2/DMT
ALL-IN SUSTAINING COST

NET INCOME \$30.2M
\$0.07 EPS

\$14.3M TAX PREPAYMENT

\$14.3M TAX PREPAYMENT

HEALTH & SAFETY

- QIO's statistics in line with open pit mining benchmarks as set by ASPM
- Initiated new simulation programs to optimize emergency response time
- Additional measures in place to train new personnel arriving at site


QUEBEC IRON ORE + CONTRACTORS FINANCIAL YEAR 2020						BENCHMARK 2019*
	Q1	Q2	Q3	Q4	YTD	
Lost Time Injury Frequency Rate (LTIFR)	4,28	4,85	4,37	-	4,5	3,38
Disability Injury Severity Rate (DISR)	6,85	33,99	26,62	-	25,94	9

*ASPM: Association paritaire pour la santé et la sécurité au travail du secteur minier <http://aspmine.qc.ca/>

ENVIRONMENT FOCUS

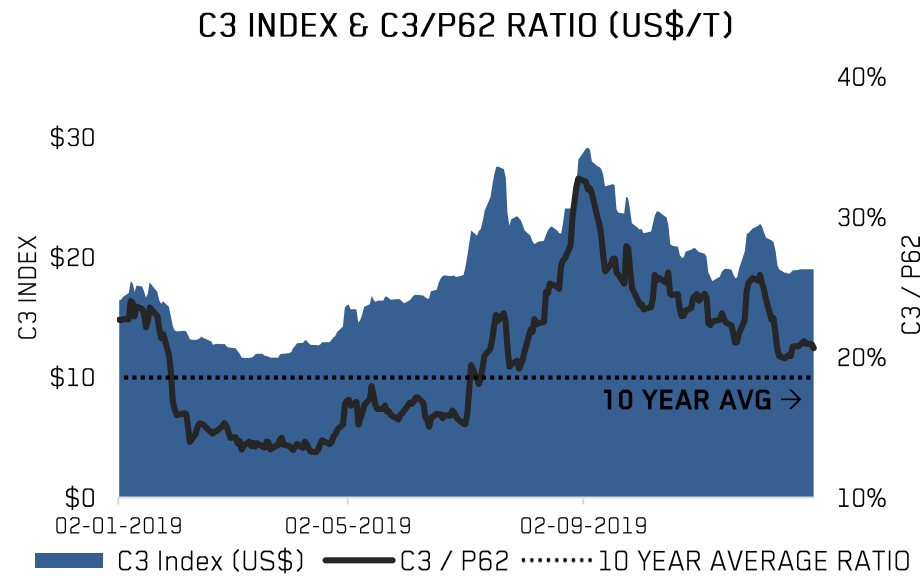
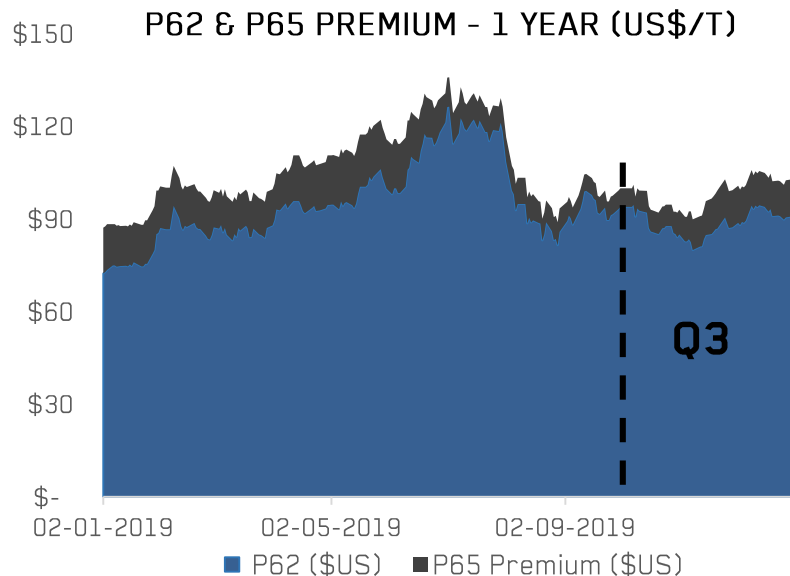
CHAMPION IRON 

- No occurrences of major environmental issues during the quarter
- Initiated detailed analysis of energy utilisation at site
- Completed a \$30M accelerated dam rising program on time and in budget
- Conducted trials with new blasting compound to reduce Nitrogen Oxide (NOx) gas emissions



INDUSTRY OVERVIEW

- Lower P65 premium early in the quarter affected by partial restart of supply from Brazil, slowdown in EU steel industry and China's 70th anniversary celebrations in October
- No abnormal impact from IMO 2020 to the freight rate to date



BLOOM LAKE OPERATIONAL RESULTS

CHAMPION IRON 

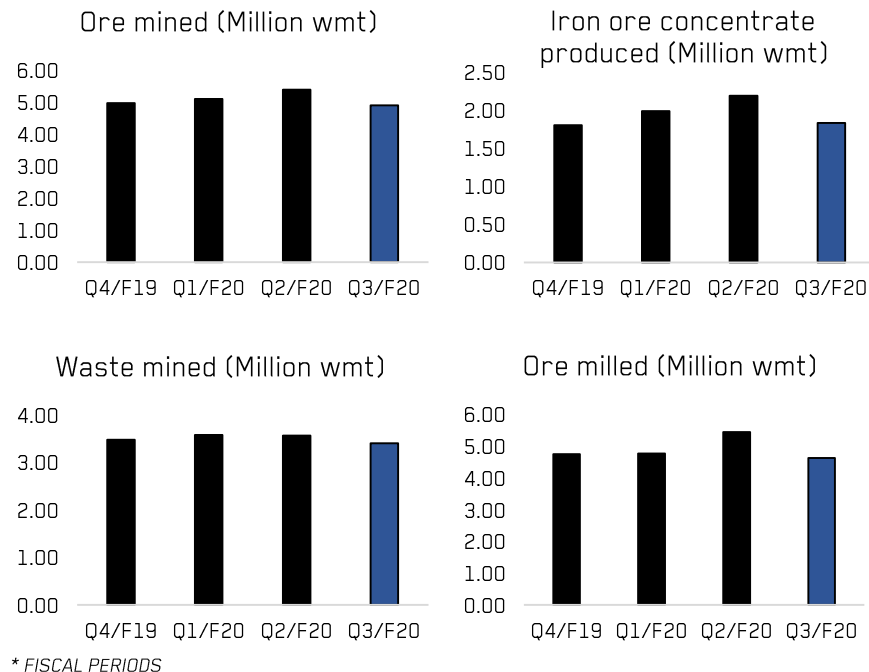


OPERATIONS OVERVIEW

- Production tracking nameplate capacity
- Planned shutdown completed in 5 days
- Unplanned shutdowns impacted production by approximately 100kt

FISCAL PERIODS	Q4/F19	Q1/F20	Q2/F20	Q3/F20
Iron ore concentrate produced (Million wmt)	1.80	1.99	2.19	1.83
Iron ore concentrate sold (Million dmt)	1.74	1.91	1.86	1.92
Waste mined (Million wmt)	3.48	3.58	3.57	3.41
Ore mined (Million wmt)	4.98	5.11	5.39	4.91
Strip ratio	0.70	0.70	0.66	0.70
Ore milled (Million wmt)	4.75	4.78	5.45	4.64
Head grade Fe (%)	30.6	32.5	32.3	32.0
Recovery (%)	80.4	82.1	83.9	81.7
Fe (%)	66.3	66.2	66.3	66.4

CHAMPION IRON



REVISED INVENTORY MANAGEMENT

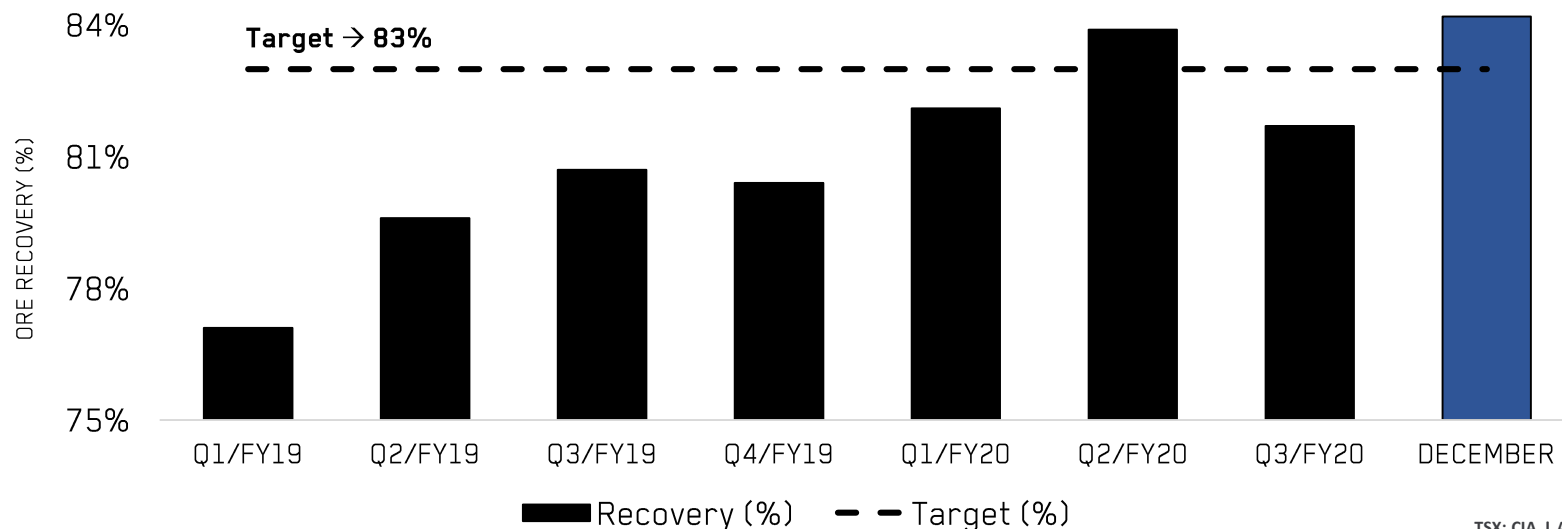
CHAMPION IRON 

- Issue with shaft next to AG mill
- Production impacted by availability of spare equipment
- Rapid solution with locally engineered equipment
- Ongoing review of critical spare equipment inventory



PROVEN RECOVERY CIRCUIT

- Quarterly recovery rate of 81.7% affected by mill availability in November
- December recovery rate averaged 84.2%
- Continuous evaluation of processes to improve recovery rate beyond initial target of 83%



THIRD QUARTER FINANCIAL RESULTS

CHAMPION IRON 



THIRD QUARTER FINANCIAL RESULTS

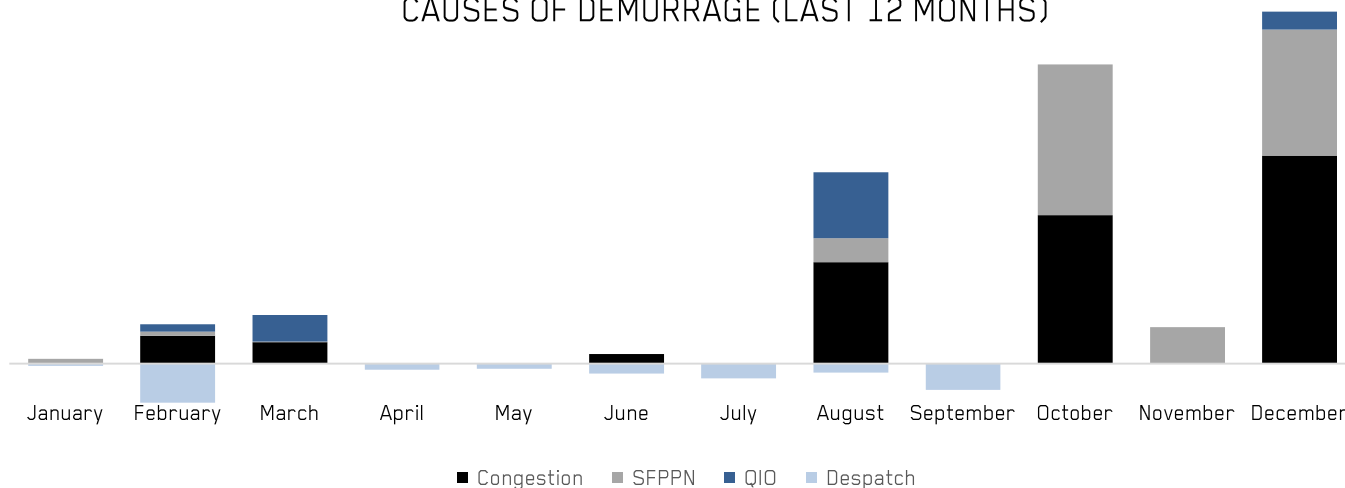
- Continued profitability in the period
- Unplanned shutdowns increased total cash cost by approximately \$2/dmt
- \$30M accelerated tailing dam rising program, which increased AISC in recent periods, is now completed

Financial Results (\$ MILLION)	Q4/FY19	Q1/FY20	Q2/FY20	Q3/FY20	YEAR TO DATE
Revenue	182.2	277.9	160.4	171.1	609.4
EBITDA	86.5	166.9	62.6	57.9	287.4
Operating profit	83.1	163.3	57.9	53.3	274.5
Net profit	28.2	74.2	-1.7	30.2	102.7
Adjusted Net profit	28.2	74.2	49.9	30.2	154.3
Cash flow from operation	38.0	91.9	104.9	28.1	225.0
Earnings per share - basic	0.02	0.09	0.00	0.07	0.16
Adjusted Earnings per share - basic	0.02	0.09	0.11	0.07	0.27
Average realized selling price (\$/dmt)	104.4	145.7	86.2	89.0	107.1
Total cash cost (\$/dmt)	48.4	54.3	48.3	54.2	52.3
All-in sustaining cost (\$/dmt)	55.4	62.8	66.2	62.2	63.7
Cash operating margin (\$/dmt)	49.0	82.9	20.0	26.8	43.4
Cash operating margin (%)	46.9%	56.9%	23.2%	30.1%	40.5%

IMPROVEMENTS AT PORT FACILITIES

- Elevated demurrage costs in the period due to inefficiencies with port operator
- Downtime at port facilities resulted in missed shipping opportunity in the period
- Taking active role on SFFPN restructuring
- Confident in cost reduction at port facilities with new CEO of SFPPN having years of experience in railroad and port facilities

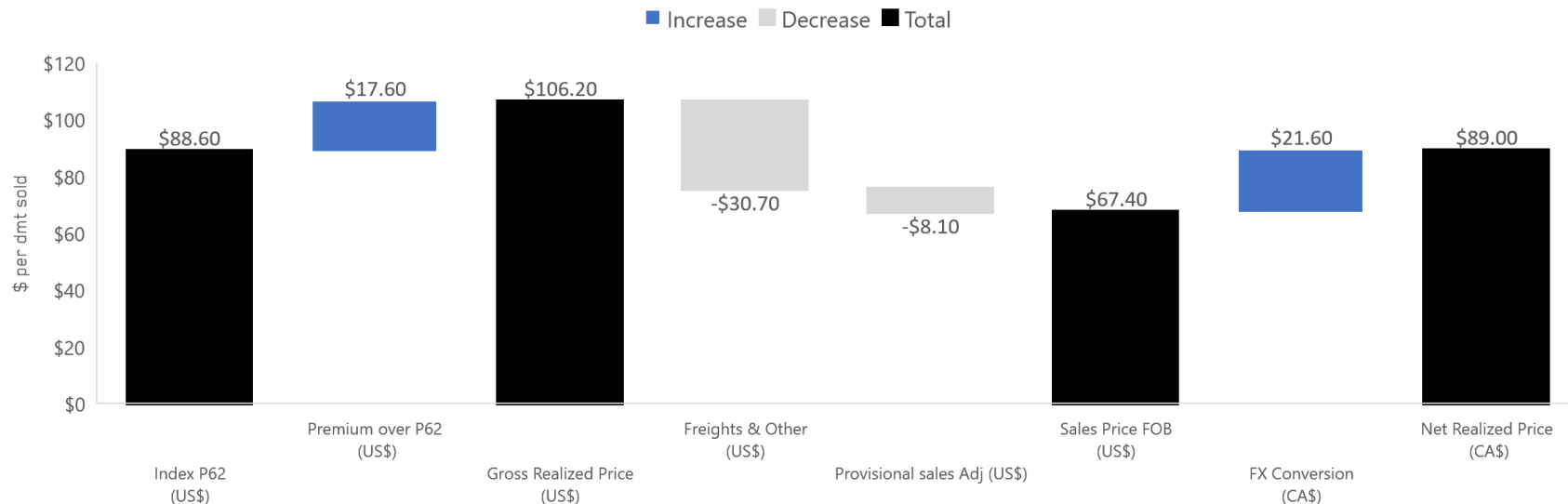
CAUSES OF DEMURRAGE (LAST 12 MONTHS)



REALIZED SELLING PRICE

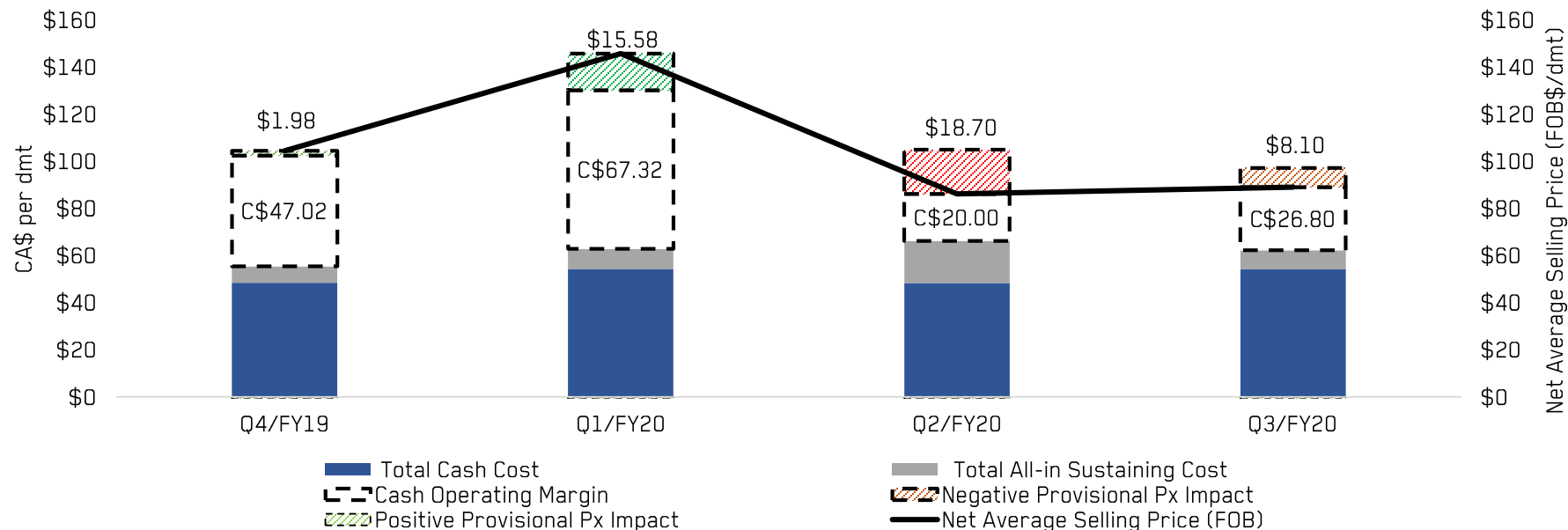
- Strong demand for our product is reflected in the premium over P62 index
- Higher freight costs associated with test cargoes and elevated port related costs

Q3/FY20 NET AVERAGE REALIZED SELLING PRICE



POSITIVE CASH OPERATING MARGIN

- Positive cash operating margin contributing to an EBITDA margin of 34% in Q3/FY20 and 47% year to date
- Excluding provisional pricing impact, cash operating margin remains in line with recent periods



BALANCE SHEET POSITIONED FOR GROWTH

CHAMPION IRON 



\$187.6M Cash & S-T Investments

\$30.6M Working Capital

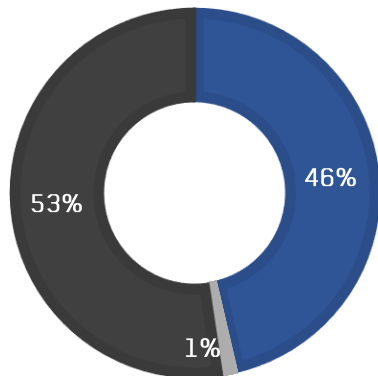


\$237.7M Long-Term Debt (Face Value)*

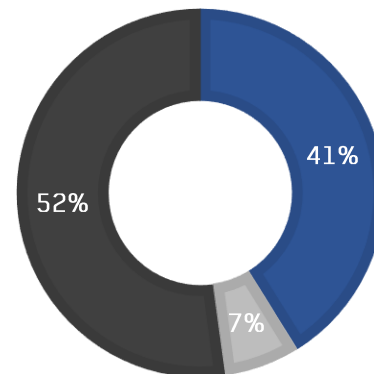


\$2.9M QoQ improvement despite \$50.9M invested at site & \$14.3M tax prepayment

Q2/FY20



Q3/FY20



■ Cash ■ Working Capital ■ LTD Face value*

*Constant FX of CA\$0.7725

PROPOSED RE-DOMICILIATION OPTIMIZED CORPORATE STRUCTURE

CHAMPION IRON 

Re-domiciliation from Australia to Canada

- Align our Company's domicile with our flagship asset location, operations and predominant shareholder base
- Help qualify to a broader universe of equity indices and potential to improve access to additional investors globally
- Maintain ASX and TSX listing



PHASE II – STATUS UPDATE

CHAMPION IRON 



PHASE II UPDATE

- Construction work progressing in accordance with initial budget of C\$68M
- Evaluating market conditions and financing alternatives to fund balance of Phase II capex
- \$28.6M spent in the quarter and achieved the following milestones:
 - ✓ Civil works related to silo and outside conveyor foundations completed
 - ✓ Electrical and mechanical works inside plant completed enabling work in all seasons
 - ✓ Spirals manufactured and ready to be shipped
 - ✓ Detailed engineering progressed as scheduled

PHASE / EVENTS (CALENDAR PERIODS)	2019				2020				2021			
	Q1	Q2	Q3	Q4	Q1	Q2	Q3	Q4	Q1	Q2	Q3	Q4
Initial \$68M work program approved												
Final funding considerations & approval												
Mine fleet ordering and production												
Remaining construction work												
Mine commissioning & ramp-up												

PHASE II – EXECUTION

CHAMPION IRON 

√158,000h worked

√ 3,800m³ of concrete

√ 18,000m³ of backfill



Silo scope completed

Reclaim conveyor structure assembly




Heating system commissioning

Thickener siding installation



THANK YOU TO OUR STAFF

CHAMPION IRON 



TSX: CIA | ASX: CIA

THANK YOU!

Contact us for more information.

DAVID CATAFORD,
CEO

dcataford@championironmines.com

MICHAEL MARCOTTE,
VP INVESTOR RELATIONS

mmarcotte@championironmines.com

1100 René-Lévesque Blvd. West, Suite 610
Montreal QC H3B 4N4

Tel.: +1 514 316 4858
Fax.: +1 514 819 8100

CHAMPIONIRON.COM

